

FISCAL YEAR 2016  
**ECONOMIC IMPACT ANALYSIS**  
TRAVIS AFB, CA





Dear Travis AFB Partners:

2016 was a busy and rewarding year for Travis Air Force Base personnel. From providing relief efforts in Haiti in the aftermath of Hurricane Matthew to deploying contingency response Airmen to Iraq and Syria in support of Operation Inherent Resolve to providing life-saving medical care locally, the key to our success was the strong partnerships we share across the base, county, and state.

Travis is composed of three primary mobility organizations. The host wing, the 60th Air Mobility Wing, works seamlessly with the 349th Air Mobility Wing, the Air Force's largest associate reserve wing. This total force team affords war ready support to sustain, maintain, and operate our major weapon systems. Our team also includes the 621st Contingency Response Wing and more than 50 partner organizations teaming from all four sister services. Our Sailors, Soldiers, Marines, Airmen, and civilians provide support wherever and whenever our nation requires.

The 60 AMW's mission is to rapidly project American power anywhere ... anytime. Our major warfighting platforms include the C-5M Super Galaxy, C-17 Globemaster III, and KC-10 Extender aircraft. Additionally, our aerial port and the David Grant USAF Medical Center serves nearly 500,000 Department of Defense beneficiaries annually. Ready to deploy within 12 hours, our partners in the 621st advise, direct, and project air power anywhere in the world in order to support contingencies or humanitarian operations. Together, Team Travis delivers hope, fuels to the fight, and saves lives.

Spanning multiple operations, the 60th and 349th Air Mobility Wings flew more than 30,800 hours and nearly 7,000 sorties in 2016. We delivered more than 24 million gallons of fuel to U.S. and coalition aircraft during mid-air refuelings, transported nearly 37,000 people, and moved more than 54,000 short tons of cargo into our many theaters of operation. Currently more than 400 Travis Airmen are deployed around the world. Just as our servicemen and women sacrifice by deploying overseas, our military spouses and families also sacrifice a great deal. Without their unwavering support, mission accomplishment would not be possible.

As we are engaged in operations around the world, at home we continue to strive to improve our quality of life, our capabilities, and support to the community. More than 35,000 people live or work on Travis, creating more than \$1.6 billion in annual economic impact to the community. We are proud to serve the Air Force and our local partners as the largest single contributor to Solano County economic activity. We deeply appreciate your continued support as we build upon our foundation of excellence. We look forward to a fantastic 2017!

JOHN M. KLEIN, JR., Colonel, USAF  
Commander, 60 AMW

RAYMOND A. KOZAK, Colonel, USAF  
Commander, 349 AMW

CHARLES R. HENDERSON, Colonel, USAF  
Commander, 621 CRW

# FY16 ECONOMIC IMPACT ANALYSIS TABLE OF CONTENTS

<u>TITLE</u>	<u>PAGE</u>
<b><u>PART I: FOREWORD</u></b>	
Executive Summary (Financial)	1
Executive Summary (Non-Financial)	2
<b><u>PART II: TRAVIS ECONOMIC IMPACT</u></b>	
Annual Gross Payroll	3
Construction, Contracts, and Expenditures for Materials, Equipment, Supplies, and Services	4
Estimated Number of Indirect Jobs Created & Dollar Value of Jobs Created	5
<b><u>PART III: EIA COMPARATIVE ANALYSIS</u></b>	
Comparative Analysis	6
<b><u>PART IV: TRAVIS ASSETS</u></b>	
Personnel	7
Capital Assets	8
Value of Resources and Expenditures	9
<b><u>PART V: ORGANIZATIONAL LISTINGS</u></b>	
Organizations	11
<b><u>PART VI: DEMOGRAPHICS &amp; SUPPLEMENTS</u></b>	
Demographics	15
Definitions/Abbreviations	22
Availability of Information	23
<b><u>PART VII: APPENDIX</u></b>	
Supporting Charts/Graphs	A1-A6

# FOREWORD



# PART I

**FY16 EXECUTIVE SUMMARY  
(Financial)**

As of: 30 September 2016

<b>APPROPRIATED FUND PAYROLL</b>	
Military	\$721,763,247
General Schedule/Wage Grade	\$138,379,932
General Schedule/Wage Grade, Other (includes DeCA/VA)	\$40,653,867
<b>TOTAL:</b>	<b>\$900,797,047</b>
<b>NON-APPROPRIATED FUND (NAF) AND OTHER CIVILIAN PAYROLL</b>	
Non-appropriated Fund	\$8,209,089
Army Air Force Exchange Service (AAFES), Base Exchange	\$7,950,848
Private Business/Contractors	\$19,930,839
<b>TOTAL:</b>	<b>\$44,041,624</b>
<b>CONSTRUCTION AND SERVICES</b>	
Total Construction	\$111,289,872
Total Contracts/Procurement	\$63,416,167
Commissary/Base Exchange	\$12,972,251
Health	\$111,606,391
Education	\$2,953,168
Temporary Duty	\$1,772,200
<b>TOTAL:</b>	<b>\$304,010,050</b>
<b>MATERIALS, EQUIPMENT, AND SUPPLIES</b>	
General Support Supply and Equipment (GSD & MSD)	\$81,673,878
Medical Supply and Equipment (includes WRM)	\$69,687,398
<b>TOTAL:</b>	<b>\$151,361,276</b>
<b>TOTAL ECONOMIC IMPACT FOR FY16</b>	
Total Payroll:	\$944,838,671
Total Expenditures:	\$455,371,326
Estimated Annual Dollar of Value of Jobs Created	\$250,309,521
<b>TOTAL ECONOMIC IMPACT:</b>	<b>\$1,650,519,518</b>

**FY16 EXECUTIVE SUMMARY**  
**(Non-Financial)**

As of: 30 September 2016

<b>PERSONNEL</b>	
Active Duty Military	6,641
Air Force Reserve	2,853
Dependents	13,693
Civil Service	1,849
Other Civilians	<u>1,169</u>
<b>TOTAL:</b>	<b>26,205</b>

<b>ASSETS</b>	
Land (Acres)	6,696
Buildings (Units/Sq Ft)	407/6,503,146
Housing (Privatized Units)	1,278
Dormitories (Bldgs/Units/Capacity)	17/1212/1212
Temporary Quarters (Bldgs/Units/Capacity)	17/561/844
Computers (Units)	10,630
Cell Phones/Pagers (Units)	427
Vehicles (Units)	744
C-5B (Assigned)	18
KC-10A (Assigned)	27
C-17 (Assigned)	13

# TRAVIS ECONOMIC IMPACT



## PART II

## FY16 Annual Gross Payroll

As of: 30 September 2016

Appropriated Fund, Military	Living On-base	Living Off-base	Total
Active Duty Air Force	\$244,089,745	\$225,512,342	\$469,602,087
Active Duty Navy/Marines	\$2,112,785	\$2,836,545	\$4,949,330
Active Duty Army	\$536,864	\$191,500	\$728,364
Air Force Reserve <sup>1</sup>	\$1,641,495	\$244,841,971	\$246,483,466
<b>TOTAL:</b>	<b>\$248,380,889</b>	<b>\$473,382,358</b>	<b>\$721,763,247</b>
Appropriated Fund, Civilian			
General Schedule/Wage Grade			\$138,379,932
General Schedule/Wage Grade, Other (includes DECA)			\$16,885,498
Veteran's Affairs Outpatient Clinic <sup>2</sup>			\$23,768,369
<b>TOTAL:</b>			<b>\$179,033,800</b>
Non-Appropriated Fund and AAFES Employees			
Civilian NAF			\$8,209,089
Base Exchange			\$7,950,848
<b>TOTAL:</b>			<b>\$16,159,937</b>
Non-Appropriated Corporation/Contract Personnel			
American Red Cross			\$45,500
Flight Safety Services Corp. (C-5) <sup>3</sup>			\$3,603,373
Defense Reutilization & Marketing Office (DRMO)			\$143,280
Pride Industries			\$4,500,703
CymStar <sup>4</sup>			\$367,768
J&J Worldwide Services <sup>5</sup>			\$8,041,593
Air Force Medical Operations Agency			\$715,000
ARAMARK <sup>6</sup>			0
<b>TOTAL:</b>			<b>\$17,417,216</b>
Non-Appropriated Private Businesses on Base			
Travis Credit Union <sup>7</sup>			\$1,859,757
Armed Forces Bank			\$216,000
United States Post Office			\$110,000
Balfour Beatty Communities			\$1,146,645
<b>TOTAL:</b>			<b>\$3,332,402</b>
<b>TOTAL ANNUAL PAYROLL:</b>			<b>\$944,838,671</b>

Notes:

1. AFRC included active duty, AGRs, and Non-Extended Active Duty Reserve (including TRs, ARTs (PartB))
2. Increase in payroll impacted by 34 new employees
3. Flight Safety Services Corp is no longer managing the KC-10 aircrew training system, Pinnacle now handles KC-10 training
4. Decrease in payroll impacted by CymStar replacing Nakuuruq Solutions (C-5 Simulator Maintenance) in FY16
5. J&J Worlwide Services replaced ABM Government Services
6. ARAMARK data not available
7. Increase in payroll impacted by 14 new employees



**FY16 CONSTRUCTION, CONTRACTS, AND EXPENDITURES FOR  
MATERIALS, EQUIPMENT, SUPPLIES AND SERVICES**

As of: 30 September 2016

<b>Construction</b>	<b>Expenditures</b>
Medical Military Construction (O&M)	\$16,187,000
O&M Construction <sup>1</sup>	\$11,656,700
O&M Minor Construction <sup>1</sup>	\$39,300
O&M Demolition <sup>1</sup>	\$894,900
O&M Design <sup>1</sup>	\$4,268,488
TWCF Construction <sup>1</sup>	\$16,800,000
TWCF Minor Construction <sup>1</sup>	\$1,322,600
TWCF Design <sup>1</sup>	\$79,000
Environmental Projects	\$0
Non-Appropriated Fund Construction	\$60,041,884
<b>TOTAL:</b>	<b>\$111,289,872</b>
<b>Contracts and Procurement</b>	
Services Contracts	\$44,870,322
Commodities/Supplies <sup>2</sup>	\$18,545,845
<b>TOTAL:</b>	<b>\$63,416,167</b>
<b>Commissary, BX, Health, Education and TDY Expenditures</b>	
Commissary	\$8,280,699
Base Exchange <sup>3</sup>	\$4,691,552
Health (TRICARE – Govt’s cost only)	\$111,606,391
Education	\$2,953,168
Temporary Duty <sup>4</sup>	\$1,772,200
<b>TOTAL:</b>	<b>\$129,304,010</b>
<b>General Support Supplies and Equipment</b>	
General Support Division <sup>5</sup>	\$30,781,364
Materiel Support Division <sup>5</sup>	\$50,892,515
Medical Supply Purchases <sup>6</sup>	\$62,564,960
Medical Equipment Purchases <sup>6</sup>	\$7,122,438
<b>TOTAL:</b>	<b>\$151,361,276</b>
<b>TOTAL ANNUAL EXPENDITURES:</b>	<b>\$455,371,326</b>

Notes:

- Files were lost when the base lost access to share (S:) drive. Provided project list with Program Amounts (PA) only
- Increased in commodities/supplies
- BX Expenditures from previous years were over stated. Expenditures were reported in 2014 as \$120,045,129 instead of \$2,835,680
- TDY/Travel is based on on-base and off-base TDY bed-nights provided by base Services office
- Combined amount is less from FY14 due to items sent back to depots or DRMO.  
Increase in amount of General Support Division. Decrease in amount of Material Support Division
- Increase in amount of supply and equipment from FY14

**ESTIMATED NUMBER OF INDIRECT JOBS CREATED & DOLLAR  
VALUE OF JOBS CREATED**

As of: 30 September 2016

<b>Personnel Type</b>	<b>Travis AFB Jobs</b>	<b>x Multiplier</b>	<b>Indirect Impact</b>
<b>Active Duty Military</b>	6,641	0.41	2,723
<b>Reserve Military</b>	2,853	0.16	456
<b>Civil Service</b>	1,849	0.55	1,017
<b>Other Civilians/Contractors</b>	1,169	0.55	642.95
<b>TOTAL:</b>	<b>12,512</b>		<b>4,839</b>
<b>Average Annual Pay for Vallejo-Fairfield-Napa, CA: (Solano/Napa Counties)</b>			<b>\$51,590</b>
<b>Estimated Annual Dollar Value of Jobs Created:</b>			<b>\$249,653,812</b>

Notes:

Multipliers: Logistics Management Institute (LMI) Economic Impact Database; Installations and Indirect/Induced Job Multipliers Feb 95  
Average Annual Pay: Bureau of Labor Statistics, US Department of Labor, 2016 Wage

# EIA SUMMARY & COMPARATIVE ANALYSIS



## PART III

## EIA Comparative Analysis

As of: 30 September 2016

<b>ASSETS</b>	<b>FY12</b>	<b>FY13</b>	<b>FY14</b>	<b>FY16</b>	<b>FY14 DIFF</b>
Land (Acres) on Travis AFB	6445	6445	6,350	6,350	0
Land (Acres) Off-site	346	346	346	346	0
Buildings (Number/Sq ft) <sup>1</sup>	410/6,455,403	403/6,430,649	405/6,485,386	407/6,503,146	2/17,760
Housing (Units)	1,320	1,320	1,320	1,278	-42
Dormitories (Bldgs/Capacity)	16/1,215	16/1,236	15/1,062	17/1,212	2/150
Temp Quarters (Bldgs/Capacity)	17/844	17/844	17/844	17/844	0
Computers (Units) <sup>2</sup>	11,160	11,885	11,800	10,630	-1,170
Cell Phones/Pagers (Units) <sup>3</sup>	1,650	725	502	427	-75
Vehicles (Units)	806	799	853	744	-109
C-5B (USAF, assigned)	18	18	18	18	0
KC-10A (USAF, assigned)	27	27	27	27	0
C-17 (USAF, assigned)	13	13	13	13	0
<b>PERSONNEL</b>					
Active Duty Military	7,063	7,200	6,854	6,641	-213
Air Force Reserve	3,078	3,096	2,938	2,853	-85
Dependents <sup>4</sup>	12,948	13,029	11,662	13,693	2,031
Civil Service	1,908	1,828	1,872	1,849	-23
Other Civilians	1,204	1,290	1,211	1,169	-42
<b>TOTAL:</b>	<b>26,201</b>	<b>26,443</b>	<b>24,537</b>	<b>26,205</b>	<b>1,668</b>
<b>ADDITIONAL INFORMATION</b>					
Total Gross Payroll <sup>5</sup>	\$749,170,529	\$758,201,325	\$748,703,768	\$944,838,671	\$196,134,903
Total Value of Resources <sup>6</sup>	\$14,208,679,261	\$15,062,170,536	\$15,303,482,764	\$16,927,184,551	\$1,623,701,787
Total Const/Contracts & Expenditures <sup>7</sup>	\$668,496,057	\$608,322,324	\$579,641,658	\$455,371,326	-\$124,270,332
Est Number of Jobs Created	5,176	5,167	4,976	4,839	-137
Est Annual Dollar Value Jobs Created <sup>8</sup>	\$242,218,788	\$252,826,751	\$245,857,737	\$249,653,812	\$3,796,075
<b>ECONOMIC IMPACT</b>					
Total Expenditures in EIR <sup>9</sup>	\$1,417,666,586	\$1,366,523,649	\$1,328,345,125	\$1,400,209,997	\$71,864,872
Est Annual Dollar Value Jobs Created	\$242,649,742	\$252,826,751	\$245,857,737	\$249,653,812	\$3,796,075
<b>TOTAL IMPACT:</b>	<b>\$1,660,316,328</b>	<b>\$1,619,350,400</b>	<b>\$1,574,202,862</b>	<b>\$1,649,863,809</b>	<b>\$75,660,947</b>

Notes:

1. Increase in Buildings (Number/Sq ft)
2. Decrease in computers due to Tech Refresh and push to DRMO for older computers
3. Decrease in cell phones due to organizations cutting back on the number of cell phones required
4. Number is based on average number of dependents per military by rank (A29-1 Dependents per Military Sponsor Chart)
5. Increase in total amount of personnel impacts number/value of jobs
6. Increase from USAF C-17 aircraft value and equipment/capital assets
7. Files were lost when the base lost access to share (S:\) drive. Provided project list with Program Amounts (PA) only
8. Increase in Average Annual Pay for Vallejo-Fairfield-Napa, CA: (Solano/Napa Counties)
9. Increase in appropriated funds (military, GS, WG) payroll

# TRAVIS ASSETS



## PART IV

## FY16 Personnel

As of: 30 September 2016

Appropriated Fund, Military	Living On-Base	Living Off-Base	Total
Active Duty Air Force	1,875	4,578	6,453
Active Duty Navy/Marine Corps	79	97	176
Active Duty Army	8	4	12
Air Force Reserve	19	2,834	2,853
<b>TOTAL:</b>	<b>1,981</b>	<b>7,513</b>	<b>9,494</b>

Military Dependents	Living On-Base	Living Off-Base	Total
Active Duty <sup>1</sup>	3,634	9,968	13,602
Reserve	0	91	91
<b>TOTAL:</b>	<b>3,634</b>	<b>10,059</b>	<b>13,693</b>

Appropriated Fund, Civilian	Total
General Schedule/Wage Grade	1,639
Veteran's Affairs Outpatient Clinic	210
<b>TOTAL:</b>	<b>1,849</b>

Non-Appropriated Fund, Contract Civilians and Private	Total
Civilian NAF	373
Base Exchange	329
<b>Corporation/Contract Personnel:</b>	
American Red Cross	1
Flight Safety Services Corp. (C-5 personnel) <sup>2</sup>	27
Defense Reutilization & Marketing Office (DRMO)	2
Pride Industries	172
CymStar	5
J&J Worldwide Services	168
Air Force Medical Operations Agency	13
ARAMARK <sup>3</sup>	0
<b>Private Businesses on Base:</b>	
Travis Credit Union	40
Armed Forces Bank	12
Balfour Beatty Communities	25
United States Postal Office	2
<b>TOTAL:</b>	<b>1,169</b>
<b>TOTAL PERSONNEL:</b>	<b>26,205</b>

Notes:

1. Number is based on average number of dependents per military by rank (A29-1 Dependents per Military Sponsor Chart)
2. Flight Safety Services Corp is no longer managing the KC-10 aircrew training system, Pinnacle now handles KC-10 training
3. No data from DRMO, ARAMARK & American Red Cross

## FY16 Description of Capital Assets

As of: 30 September 2016

Land	Acres
Fee Owned	5,042
Easement/Right of Way	1,308
Off-base Sites	346
<b>TOTAL:</b>	<b>6,696</b>

Industrial Buildings	Buildings	Square Feet
<b>TOTAL:</b>	<b>407</b>	<b>6,503,146</b>

Housing	Buildings	Units	Capacity (Pers)
Privatized Family Housing	0 <sup>1</sup>	1,278	5,112
Dormitories	17	1,212	1,212
Visiting Quarters:	10	479	598
Temporary Lodging Facilities:	<u>7</u>	<u>82</u>	<u>246</u>
<b>TOTAL:</b>	<b>34</b>	<b>3,051</b>	<b>7,168</b>

Miscellaneous	Computers	Cell Phones	Pagers	Vehicles
Owned	10,630	425	0	470
Leased	<u>0</u>	<u>0</u>	<u>2</u>	<u>274</u>
<b>TOTAL:</b>	<b>10,630</b>	<b>425</b>	<b>2</b>	<b>744</b>

Notes:

1. Not AF-owned, not on RP records as part of building total

## FY16 Value of Resources and Expenditures

As of: 30 September 2016

US Air Force Aircraft	Quantity	Value
C-5 <sup>1</sup>	18	\$4,299,999,984
KC-10A <sup>2</sup>	27	\$2,376,000,000
C-17 <sup>3</sup>	13	\$2,860,000,000
<b>TOTAL:</b>	<b>58</b>	<b>\$9,535,999,984</b>
<b>Assets</b>		
<b>Equipment (APF):</b>		
Simulators (Aircrew Training)		\$156,000,000
Simulators (Aircraft Maintenance)		\$83,000,000
Vehicles		\$110,000,000
Medical		\$143,533,112
Medical (War Reserve Materiel)		\$804,967
APF Sub-total:		<b>\$493,338,079</b>
NAF Sub-total:		\$9,973,031
<b>Equipment Total:</b>		<b>\$503,311,110</b>
<b>Capital Assets (Land and Buildings):</b>		<b>\$6,103,945,000</b>
<b>TOTAL ASSETS:</b>		<b>\$6,607,256,110</b>
<b>Inventories</b>		
Supply Stock Items		\$81,673,878
Medical Supply Items (War Reserve Materiel)		\$68,406
Base Exchange		\$15,281,532
Commissary		\$2,326,593
NAF		\$230,362
<b>TOTAL:</b>		<b>\$99,580,771</b>
<b>Retail Sales</b>		
Base Exchange <sup>4</sup>		\$80,750,310
Commissary		\$47,318,283
NAF Activities		\$5,703,311
<b>TOTAL:</b>		<b>\$133,771,904</b>
<b>Fiscal Year 2016 Obligations</b>		
Operations & Maintenance		\$106,141,548
Transportation Working Capital Fund		\$223,444,659
Partners <sup>5</sup>		\$56,714,154
David Grant Medical Center		\$164,275,421
<b>TOTAL:</b>		<b>\$550,575,782</b>
<b>TOTAL VALUE OF RESOURCES &amp; EXPENDITURES</b>		<b>\$16,927,184,551</b>

Notes:

1. C-5 M model upgrade
2. KC-10 CNS/ATM (Communications, navigations, surveillance/air traffic management) upgrade
3. C-17 under estimated amount for FY14/reported amount \$202.3M per aircraft
4. BX sales reported from previous years were over stated. The sales were reported in 2014 as \$135,087,559 instead of \$86,921,809
5. Partners - 621 CRW, 349 AMW, CEMIRT, DCS Travis, DCS San Diego



# ORGANIZATIONAL LISTINGS



## PART V

# FY 2016 ORGANIZATIONS

As of: 30 September 2016

<u>Host Organization</u>	<u>Command</u>
<b>60th Air Mobility Wing (60 AMW)</b>	<b>AMC</b>
<b>60th Air Mobility Wing Headquarters</b>	<b>AMC</b>
60th Air Mobility Wing Director of Staff (60 AMW/DS)	AMC
60th Air Mobility Wing Chaplain (60 AMW/HC)	AMC
60th Air Mobility Wing Command Post (60 AMW/CP)	AMC
60th Air Mobility Wing Commander Action Group (60 AMW/CCX)	AMC
60th Air Mobility Wing Inspector General (60 AMW/IG)	AMC
60th Air Mobility Wing Judge Advocate General (60 AMW/JA)	AMC
60th Air Mobility Wing Equal Opportunity (60 AMW/EO)	AMC
60th Air Mobility Wing Air Museum (60 AMW/CVH)	AMC
60th Air Mobility Wing History Office (60 AMW/HO)	AMC
60th Air Mobility Wing Plans (60 AMW/XP)	AMC
60th Air Mobility Wing Protocol (60 AMW/CCP)	AMC
60th Air Mobility Wing Public Affairs (60 AMW/PA)	AMC
60th Air Mobility Wing Safety Office (60 AMW/SE)	AMC
60th Air Mobility Wing Sexual Assault Response Coordinator (60 AMW/CVS)	AMC
60th Air Mobility Wing Violence Protection (60 AMW/CVI)	AMC
60th Air Mobility Wing Treaty Compliance (60 AMW/CCT)	AMC
60th Air Mobility Community Support Coordinator (60 AMW/CVB)	AMC
60th Air Mobility Wing Drug Demand Reduction Program (60 AMW/CVD)	AMC
60th Air Mobility Wing Retiree Activities Office (60 AMW/CVR)	AMC
60th Air Mobility Wing Information Protection (60 AMW/IP)	AMC
60th Comptroller Squadron (60 CPTS)	AMC
<b>60th Mission Support Group (60 MSG)</b>	<b>AMC</b>
60th Civil Engineer Squadron (60 CES)	AMC
60th Communications Squadron (60 CS)	AMC
60th Contracting Squadron (60 CONS)	AMC
60th Logistics Readiness Squadron (60 LRS)	AMC
60th Force Support Squadron (60 FSS)	AMC
60th Security Forces Squadron (60 SFS)	AMC
60th MSG AFSO 21 Office (60 MSG/AFSO21)	AMC

**Host Organization Command****Command****60th Maintenance Group (60 MXG)**

AMC

60th Aircraft Maintenance Squadron (60 AMXS)

AMC

660th Aircraft Maintenance Squadron (660 AMXS)

AMC

860th Aircraft Maintenance Squadron (860 AMXS)

AMC

60th Maintenance Squadron (60 MXS)

AMC

60th Maintenance Operations (60 MXO)

AMC

60th Aerial Port Squadron (60 APS)

AMC

**60th Operations Group (60 OG)**

AMC

60th Operations Support Squadron (60 OSS)

AMC

6th Air Refueling Squadron (6 ARS)

AMC

9th Air Refueling Squadron (9 ARS)

AMC

21st Airlift Squadron (21 AS)

AMC

22d Airlift Squadron (22 AS)

AMC

**60th Medical Group (60 MDG)**

AMC

60th Aerospace Medicine Squadron (60 AMDS)

AMC

60th Dental Squadron (60 DS)

AMC

60th Medical Operations Squadron (60 MDOS)

AMC

60th Medical Support Squadron (60 MDSS)

AMC

60th Surgical Operations Squadron (60 SGCS)

AMC

60th Medical Diagnostics &amp; Therapeutics Squadron (60 MDTS)

AMC

60th Inpatient Operations Squadron (60 IPTS)

AMC

**Partner Organizations****Command****Air Force****621st Contingency Response Wing (621 CRW)**

AMC

**821st Contingency Response Group (821 CRG)**

AMC

821st Contingency Response Squadron (821 CRS)

AMC

821st Contingency Response Support Squadron (821 CRSS)

AMC

921st Contingency Response Squadron (921 CRS)

AMC

**621st Air Mobility Advisory Group (621 AMAG)**

AMC

321st Air Mobility Operations Squadron (321 AMOS)

AMC

571st Mobility Support Advisory Squadron (571 MSAS)

AMC

<b>349th Air Mobility Wing (Reserve) (349 AMW)</b>	<b>AFRC</b>
349th Air Mobility Wing Chaplain (349 AMW/HC)	AFRC
349th Air Mobility Wing Command Post (349 AMW/CP)	AFRC
349th Air Mobility Wing Comptroller (349 AMW/FM)	AFRC
349th Air Mobility Wing Inspector General (349 AMW/IG)	AFRC
349th Air Mobility Wing Staff Judge Advocate (349 AMW/JA)	AFRC
349th Air Mobility Wing Equal Opportunity (349 AMW/EO)	AFRC
349th Air Mobility Wing Historian (349 AMW/HO)	AFRC
349th Air Mobility Wing Public Affairs (349 AMW/PA)	AFRC
349th Air Mobility Wing Recruiting (349 AMW/RS)	AFRC
349th Air Mobility Wing Safety (349 AMW/SE)	AFRC
349th Air Mobility Wing Plans (349 AMW/XP)	AFRC
<b>349th Mission Support Group (349 MSG)</b>	<b>AFRC</b>
45th Aerial Port Squadron (45 APS)	AFRC
55th Aerial Port Squadron (55 APS)	AFRC
82nd Aerial Port Squadron (82 APS)	AFRC
349th Civil Engineering Squadron (349 CES)	AFRC
349th Logistics Readiness Squadron (349 LRS)	AFRC
349th Force Support Squadron (349 FSS)	AFRC
349th Security Forces Squadron (349 SFS)	AFRC
23rd Combat Communications Squadron (349 CBCS)	AFRC
<b>349th Maintenance Group (349 MXG)</b>	<b>AFRC</b>
349th Aircraft Maintenance Squadron (349 AMXS)	AFRC
349th Maintenance Squadron (349 MXS)	AFRC
749th Aircraft Maintenance Squadron (749 AMXS)	AFRC
945th Aircraft Maintenance Squadron (945 AMXS)	AFRC
<b>349th Medical Group (349 MDG)</b>	<b>AFRC</b>
349th Aerospace Medicine Squadron (349 AMDS)	AFRC
349th Aeromedical Staging Squadron (349 ASTS)	AFRC
349th Medical Squadron (349 MDS)	AFRC
<b>349th Operations Group (349 OG)</b>	<b>AFRC</b>
70th Air Refueling Squadron (70 ARS)	AFRC
79th Air Refueling Squadron (79 ARS)	AFRC
301st Airlift Squadron (301 AS)	AFRC
312th Airlift Squadron (312 AS)	AFRC
349th Aeromedical Evacuation Squadron (349 AES)	AFRC
349th Air Mobility Operations Squadron (349 AMOS)	AFRC
349th Operations Support Squadron (349 OSF)	AFRC

## **Other Air Force Organizations/Agencies**

Air Force Audit Agency (AFAA-Det. 930)  
Air Force Office of Special Investigations (AFOSI-Det. 303)  
373rd Training Squadron (Det.14)  
USAF Band of the Golden West (BOGW)  
Area Defense Council (ADC)  
Western Circuit-USAF Judiciary  
Civil Air Patrol (CAP), Det. 22  
Civil Engineer Maintenance Inspection Repair Team (CEMIRT)  
Det. 1, AMC Air Operations Squadron (AOS)  
AF Medical Operations Agency (AFMOA)

## **Army**

Travis Air Force Base Veterinarian Treatment Facility

## **Navy/Marine Corps**

Fleet Air Recon Sq (VQ) 3 (USN)  
Marine Corps Shipper Service (USMC)  
Navy Comp Telecom Strat Comm Unit Detachment Fairfield (USN)  
Navy Operational Logistics Support Center Det. (USN)

## **Department of Defense**

Armed Services Whole Blood Processing Laboratory (ASWBPL)  
Defense Logistics Agency Document Service (DLAS)  
Defense Commissary Agency (DeCA)  
Defense Courier Service (DCS)  
Defense Reutilization & Marketing Office (DRMO)  
Defense Threat Reduction Agency (DTRA)  
Federal Investigative Services (DIS)  
Defense Microelectronic Activity  
Defense Wage Setting-West  
DoD HRA (DCPAS)

## **Department of Homeland Security**

U.S. Customs & Border Security

## **Department of Veteran's Affairs**

Veteran's Affairs Outpatient Clinic, Travis AFB

## **Contractors/Private Businesses**

ARAMARK

Armed Forces Bank

American Red Cross (ARC)

Balfour Beatty Communities

Flight Safety Services Corporation (C-5 Aircrew Training)

Pinnacle (KC-10 Training)

PRIDE Industries

J&J Worldwide Services

Lighthouse for the Blind

Travis Federal Credit Union

United States Postal Office (USPS)

SKE Services, Inc.

Army Air Force Exchange Service (AAFES)

American Federation of Gov Employees (AFGE)

Empire Aircraft Service Inc

Northrop Grumman (KC-10 COMBS)

AAI Corporation (C-17 Maintenance)

CymSTAR (C-5 Simulator Maintenance)

AF Legal Operations Agency Medical Cost Recovery Program (AFLOA/MCRP)

# FORCE STRUCTURE & DEMOGRAPHICS



## PART VI

## **DEMOGRAPHICS<sup>1</sup>**

Travis AFB is situated on approximately 5,042 acres located east of Fairfield, California. There are 407 buildings on the base equating to approximately 6,503,146 square feet. Use of these buildings vary including: Maintenance for aircraft and vehicles, Civil Engineering, Base Supply, Base Housing, Administration, Communications, and David Grant Medical Center.

Travis' workforce consists of 12,512 military members and civilian employees. There are approximately 6641 Active Duty personnel stationed at Travis Air Force Base: 6453 Air Force personnel; 176 Navy/Marine Corps personnel; and 12 Army personnel. There are also 2853 Air Force Reserve personnel stationed at Travis Air Force Base. Travis also employs approximately 2884 civilian personnel, including personnel from the Department of Defense, Department of Homeland Security and Department of Veterans Affairs. Civilian employees are divided into six major categories: General Schedule, Wage Grade, Non-Appropriated Fund, Commissary, contractor and private business.

Notes:

1. A demographic research study recently conducted provided information on where personnel working at Travis AFB maintain their residences. This information is delineated throughout the booklet.



**Active Duty Personnel (Air Force, Navy, Army, Marine Corps)**

Of the 6,641 Active Duty personnel, 4,982 (75%) live in the local area.

<b>Location</b>	<b>No. of Personnel</b>	<b>Percent</b>
Travis AFB	1,875	28.2%
Vacaville	1582	23.8%
Fairfield	993	15.0%
Suisun	390	5.9%
Dixon	142	2.1%
Other	<u>1,659</u>	25.0%
<b>TOTAL:</b>	<b>6,641</b>	<b>100.0%</b>

**Air Force Reserve Personnel**

Of the 2,853 Air Force Reserve personnel, 663 (23.2%) live in the local area.

<b>Location</b>	<b>No. of Personnel</b>	<b>Percent</b>
Travis AFB	18	0.6%
Vacaville	305	10.7%
Fairfield	212	7.4%
Suisun	86	3.0%
Dixon	42	1.5%
Other	<u>2,190</u>	76.8%
<b>TOTAL:</b>	<b>2,853</b>	<b>100.0%</b>

**Appropriated Fund Civilian Personnel (Includes DeCA & VA Clinic Personnel)**

Of the 1,849 Appropriated Fund personnel, 1,340 (72.5%) live in the local area.

<b>Location</b>	<b>No. of Personnel</b>	<b>Percent</b>
Travis AFB	102	5.5%
Vacaville	560	30.3%
Fairfield	446	24.1%
Suisun	171	9.2%
Dixon	61	3.3%
Other	509	27.5%
<b>TOTAL:</b>	<b>1,849</b>	<b>100.0%</b>

**Non-Appropriated Fund Civilian Personnel**

Of the 390 Non-Appropriated Fund personnel, 348 (89.2%) live in the local area.

<b>Location</b>	<b>No. of Personnel</b>	<b>Percent</b>
Travis AFB	70	17.9%
Vacaville	101	25.9%
Fairfield	128	32.8%
Suisun	46	11.8%
Dixon	3	0.8%
Other	42	10.8%
<b>TOTAL:</b>	<b>390</b>	<b>100.0%</b>

**Army-Air Force Exchange Service (AAFES) Personnel**

Of the 329 AAFES personnel, 297 (90.3%) live in the local area.

<b>Location</b>	<b>No. of Personnel</b>	<b>Percent</b>
Travis AFB	36	10.9%
Vacaville	76	23.1%
Fairfield	118	35.9%
Suisun	62	18.8%
Dixon	5	1.5%
Other	<u>32</u>	<u>9.7%</u>
<b>TOTAL:</b>	<b>329</b>	<b>100.0%</b>

**Contractor/Private Business Personnel**

Of the 450 Contractor/Private Business personnel, 375 (83.3%) live in the local area.

<b>Location</b>	<b>No. of Personnel</b>	<b>Percent</b>
Travis AFB	4	0.9%
Vacaville	146	32.4%
Fairfield	167	37.1%
Suisun	38	8.4%
Dixon	20	4.4%
Other	<u>75</u>	<u>16.7%</u>
<b>TOTAL:</b>	<b>450</b>	<b>100.0%</b>

**Composite Summary of Personnel Employed at Travis AFB**

Of the 12,512 personnel employed at Travis, 8,005 (63.9%) live in the local area.

<b>Location</b>	<b>No. of Personnel</b>	<b>Percent</b>
<b>Travis AFB</b>	2,105	16.8%
<b>Vacaville</b>	2,770	22.1%
<b>Fairfield</b>	2,064	16.5%
<b>Suisun</b>	793	6.3%
<b>Dixon</b>	273	2.2%
<b>Other</b>	<u>4,507</u>	<u>36.0%</u>
<b>TOTAL:</b>	<b>12,512</b>	<b>100.0%</b>



### Military Retirees

Approximately 43,409 military retirees and their families reside within a 50 mile radius of Travis AF Force Base and earn an approximate total of \$1,179,769,802 in annual retirement annuities. These personnel spend about \$0.659 of each dollar earned, or approximately \$777,468,299 in their local economies.

Of the above number of military retirees, approximately 8,167 military retirees and their families reside in the local area. They earn an approximate total of \$222,030,654 in annual retirement annuities. These personnel spend about \$0.659 of each dollar earned, or approximately \$146,318,201 in their local economies

City	No. of Retirees	Earned Ann	Adjustment Factor	Spent In Community
Travis AFB	131	\$3,257,184	0.659	\$2,146,484
Vacaville	2,543	\$72,203,399	0.659	\$47,582,040
Fairfield	2,406	\$68,539,722	0.659	\$45,167,677
Suisun	721	\$17,039,393	0.659	\$11,228,960
Dixon	246	\$6,728,592	0.659	\$4,434,142
Vallejo	1,261	\$28,184,611	0.659	\$18,573,659
Davis	201	\$7,491,471	0.659	\$4,936,879
Napa	336	\$9,598,855	0.659	\$6,325,645
Benicia	178	\$4,882,896	0.659	\$3,217,828
Rio Vista	144	\$4,104,531	0.659	\$2,704,886
<b>TOTAL:</b>	<b>8,167</b>	<b>\$222,030,654</b>		<b>\$146,318,201</b>

1. Information on number of military retirees/earned annual annuities was obtained from Defense Manpower Data Center, Pentagon. The data reflects the total number of military retirees within a 50 mile radius of Travis AFB as of 30 September 2016
2. US Coast Guard Data is included for information purposes only. USCG data is not included in DoD figures. USCG payments are made by the Department of Homeland Security and DoD does not have accurate monthly payment information



### Department of Defense Civil Service Retirees

Approximately 56,855 civil service retirees and their families reside within a 50 mile radius of Travis Air Force Base and earn an approximate total of \$1,868,158,116 in annual retirement annuities. These personnel spend about \$0.659 of each dollar earned, or approximately \$1,231,111,619 in their local economies.

Of the above number of retirees, approximately 7,212 retirees and their families reside in the local area. They earn an approximate total of \$230,548,200 in annual retirement annuities. These personnel spend about \$0.659 of each dollar earned, or approximately \$151,931,264 in their local economies.

City	No. of Retirees	Earned Ann	Adjustment Factor	Spent In Community
Travis AFB	15	\$352,908	0.659	\$232,566
Vacaville	1,298	\$40,476,984	0.659	\$26,674,332
Fairfield	1,443	\$44,181,564	0.659	\$29,115,651
Suisun	409	\$10,546,524	0.659	\$6,950,159
Dixon	125	\$4,238,076	0.659	\$2,792,892
Vallejo	2,288	\$68,734,956	0.659	\$45,296,336
Davis	155	\$6,788,088	0.659	\$4,473,350
Napa	891	\$32,902,788	0.659	\$21,682,937
Benicia	399	\$15,845,544	0.659	\$10,442,213
Rio Vista	189	\$6,480,768	0.659	\$4,270,826
<b>TOTAL:</b>	<b>7,212</b>	<b>\$230,548,200</b>		<b>\$151,931,264</b>

1. Information is based on FY14 EIA report. Data can not be obtained from Defense Manpower Data Center, Pentagon. DMDC does not have Memorandum of Agreement (MOA) with Office of Personnel Management (OPM)



## DEFINITIONS

**Average Propensity to Consume (APC):** The portion of income spent within the Economic Impact Region (EIR). It excludes the portion of payroll that is lost to taxes, savings, withholdings, and purchases made outside the EIR or on-base. These APC factors vary for military and civilian personnel. The APC estimates used in the EIA are based on a local survey of the base population's spending habits.

**Economic Impact Region (EIR):** The geographic area affected by the local economic impact. It is limited to those counties that fall within a 50-mile radius of the base.

**Gross Income Multiplier (GIM):** A statistical measure that shows the total impact of each Air Force \$1 spent in the EIR, also known as a money multiplier.

**Secondary Jobs Created (SJC):** A statistical estimate of the number of jobs in the services, retail trade, and wholesale trade employment sectors that exist in the local area as a result of the base's presence. SJC is estimated using measures of worker productivity for the specific region.

**Total Economic Impact (TEI):** The entire estimated effect of expenditures on the EIR.

## ABBREVIATIONS

AAFES	Army/Air Force Exchange Service (Base Exchange/BX)
AFRC	Air Force Reserve Command
AFRES	Air Force Reserve
AMC	Air Mobility Command
APF	Appropriated Funds
BX	Base Exchange
COMBS	Contractor Operated Maintained Base Supply
DECA	Defense Commissary Agency
DSN	Defense Switching Network
FMA	Financial Management Analysis
GSD	General Supply Division
MSD	Materiel Supply Division
NAF	Non-appropriated Funds
NEI	Not Elsewhere Included
O&M	Operations and Maintenance
TDY	Temporary Duty
TWCF	Transportation Working Capital Fund
WRM	War Reserve Materiel
VA	Veterans' Administration

## AVAILABILITY OF INFORMATION

This Economic Impact Analysis (EIA) provides key unclassified information about the resources and economic impact of Travis Air Force Base on the surrounding communities. This document is available to senior military officials, federal, state and local officials, as well as local business leaders. It is also available to visitors to the base, upon request.

The information contained in this analysis is current as of 30 September 2016, with the exception of retiree demographics and annuitant data. Photos for the section covers were obtained from 60 AMW/PA. Ms. Joy Salvador provided research support. Additional research was performed by members of Team Travis. The project was compiled and finished by Ms. Joy Salvador, Financial Management Analyst, 60th Comptroller Squadron.

Questions about the data contained in this project may be directed to Capt Garrett Custons, 60<sup>th</sup> Comptroller Squadron, at (707) 424-8856.



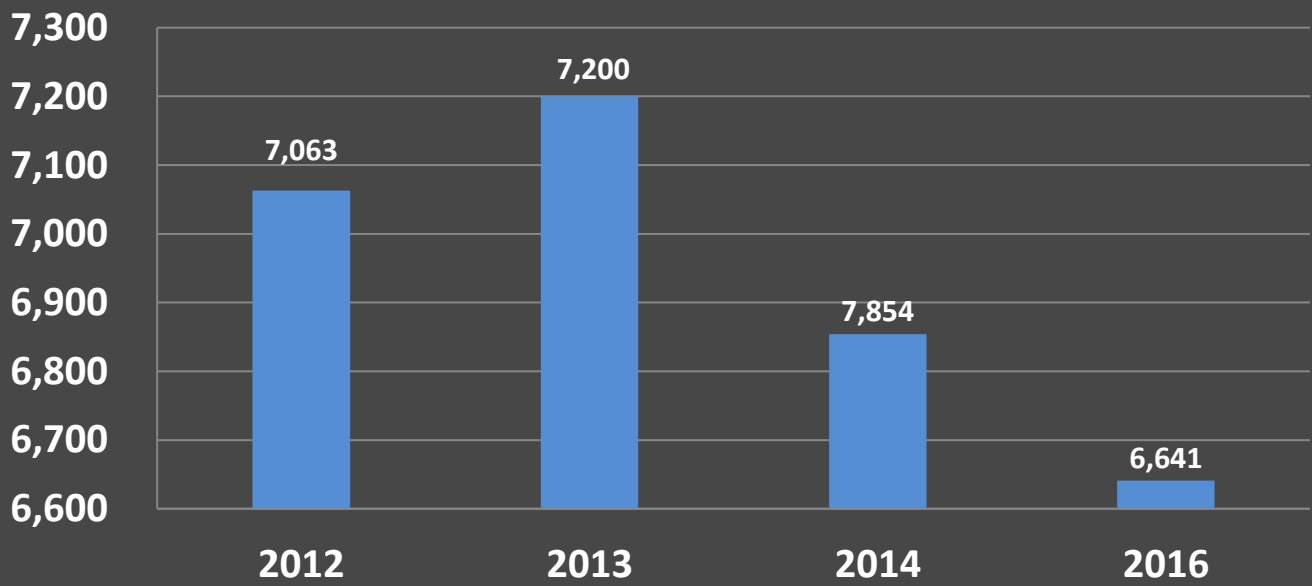


# APPENDIX

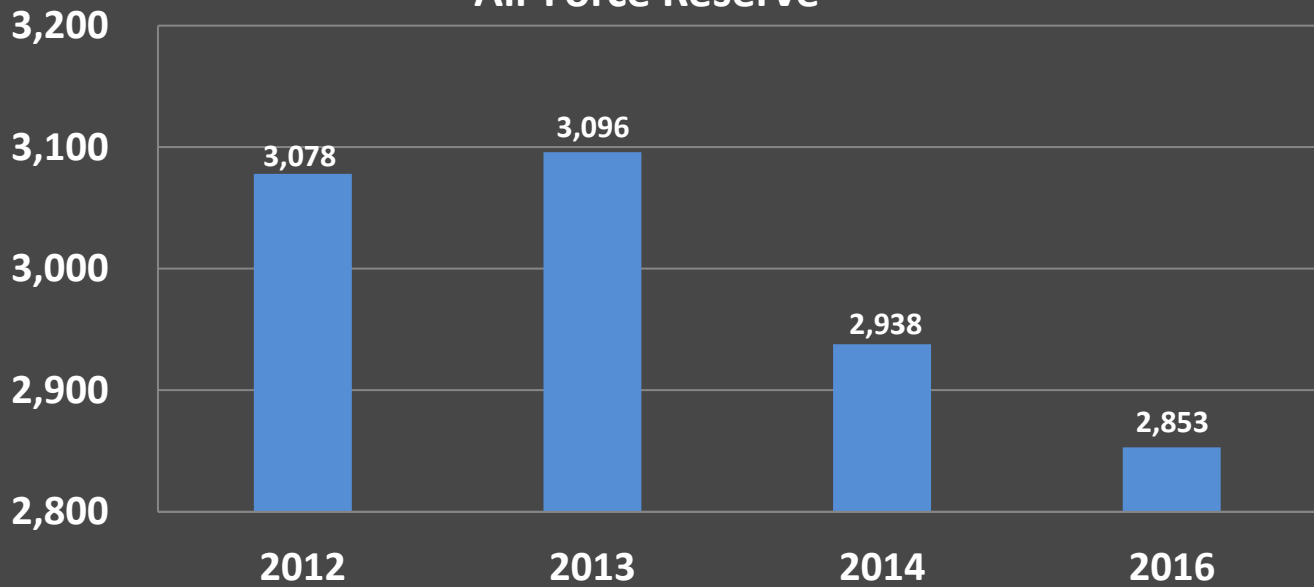


# PART VII

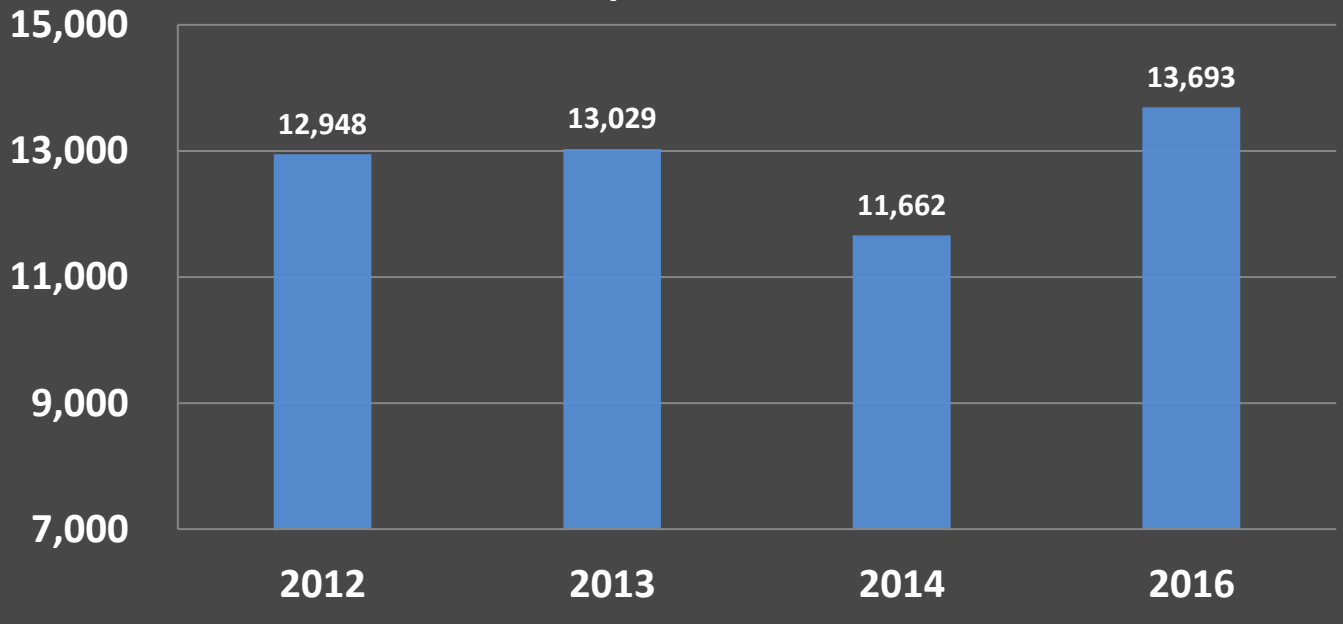
### Active Duty Military



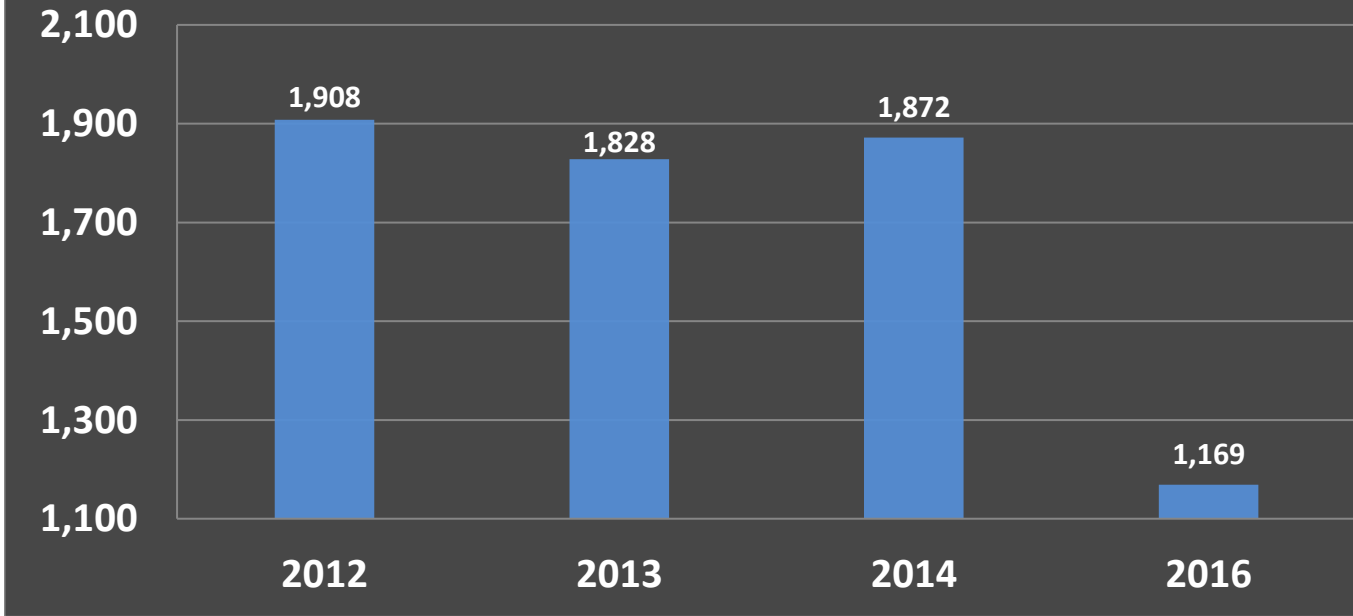
### Air Force Reserve



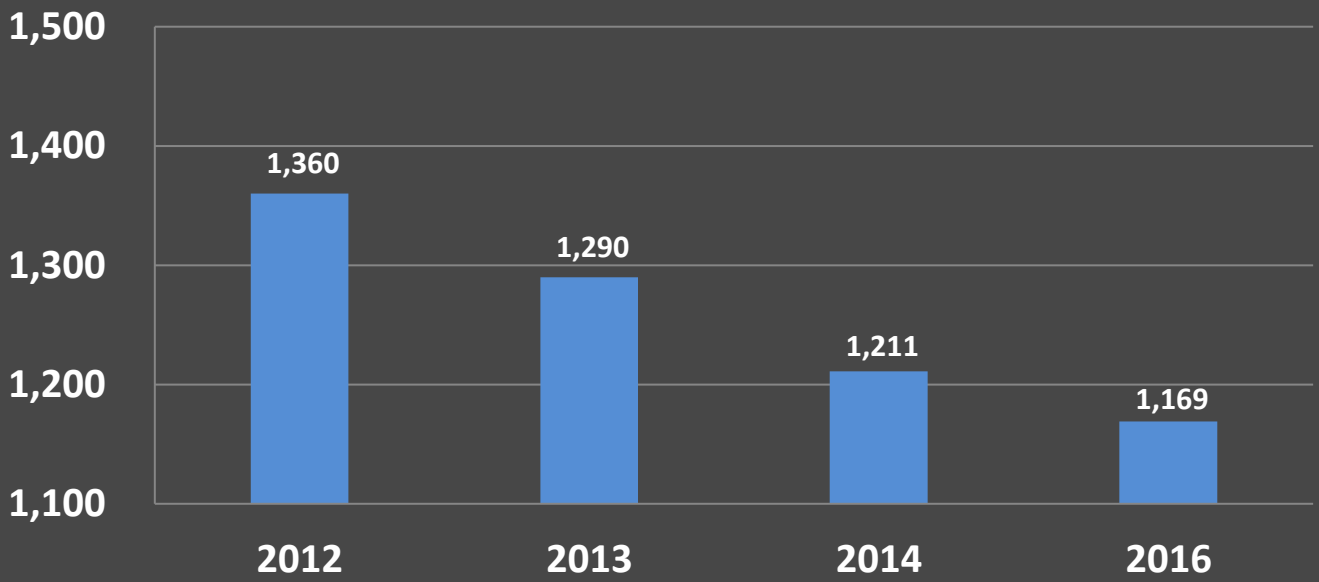
### Dependents



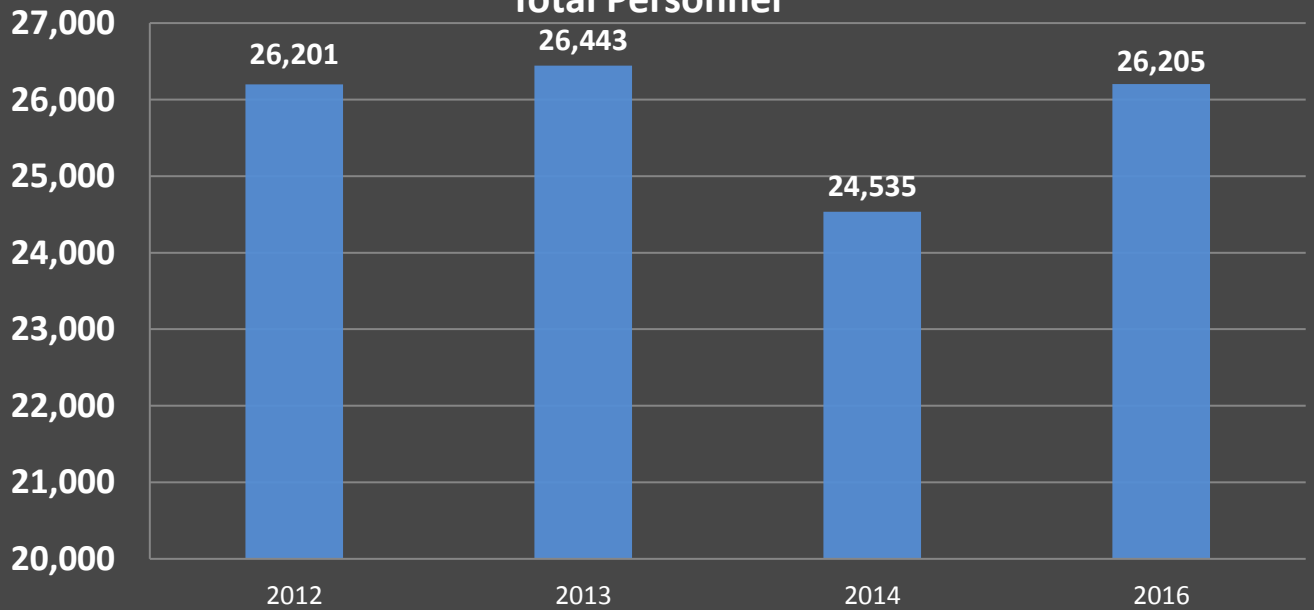
### Civil Service

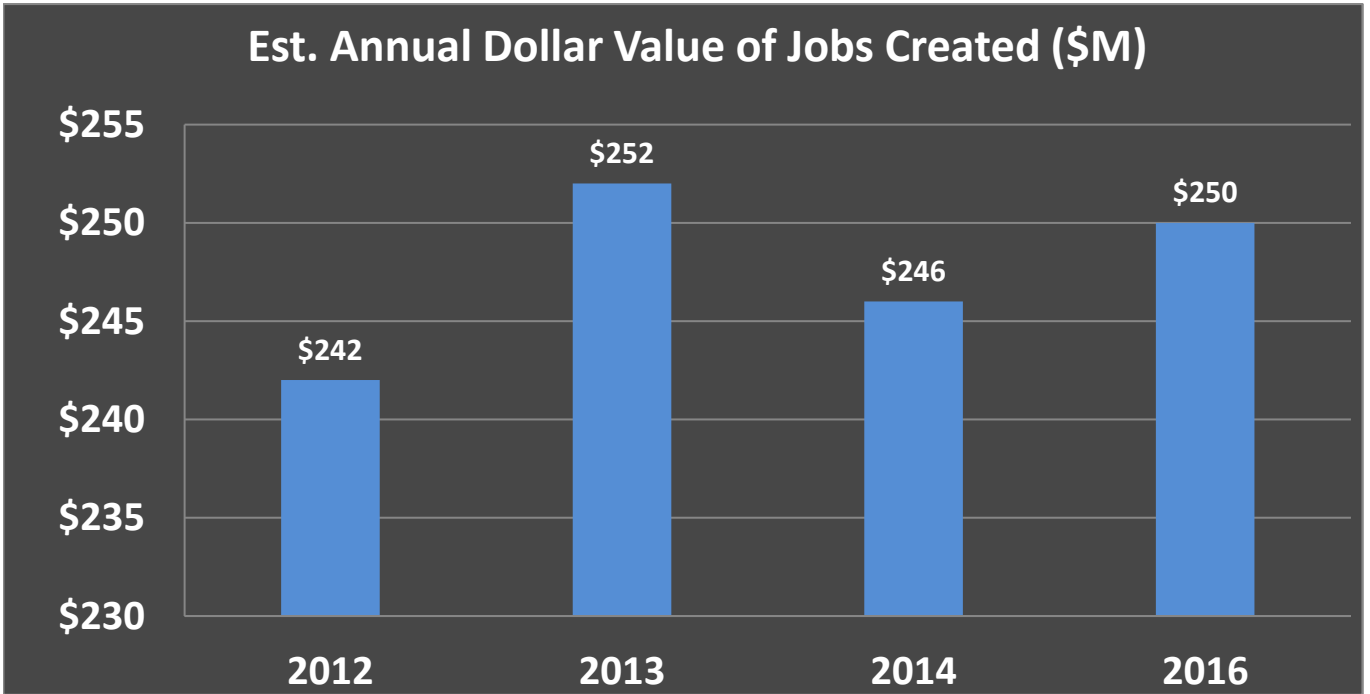
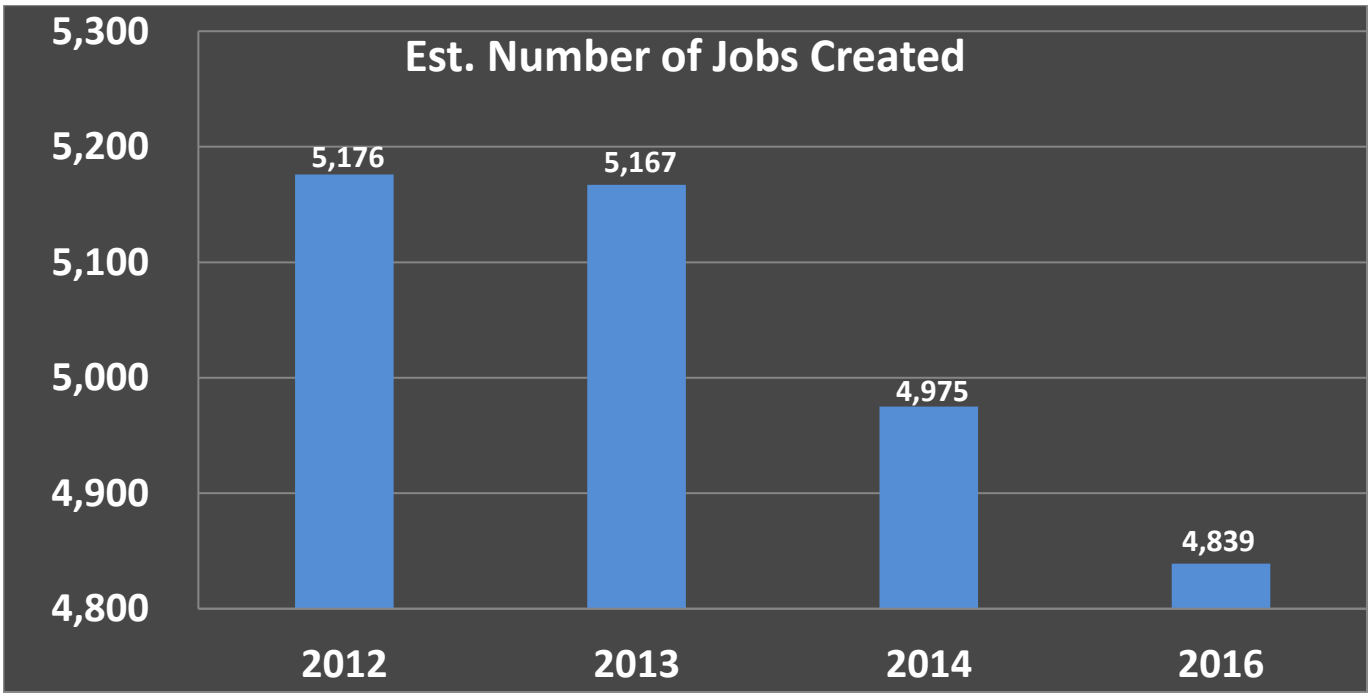


### Other Civilians

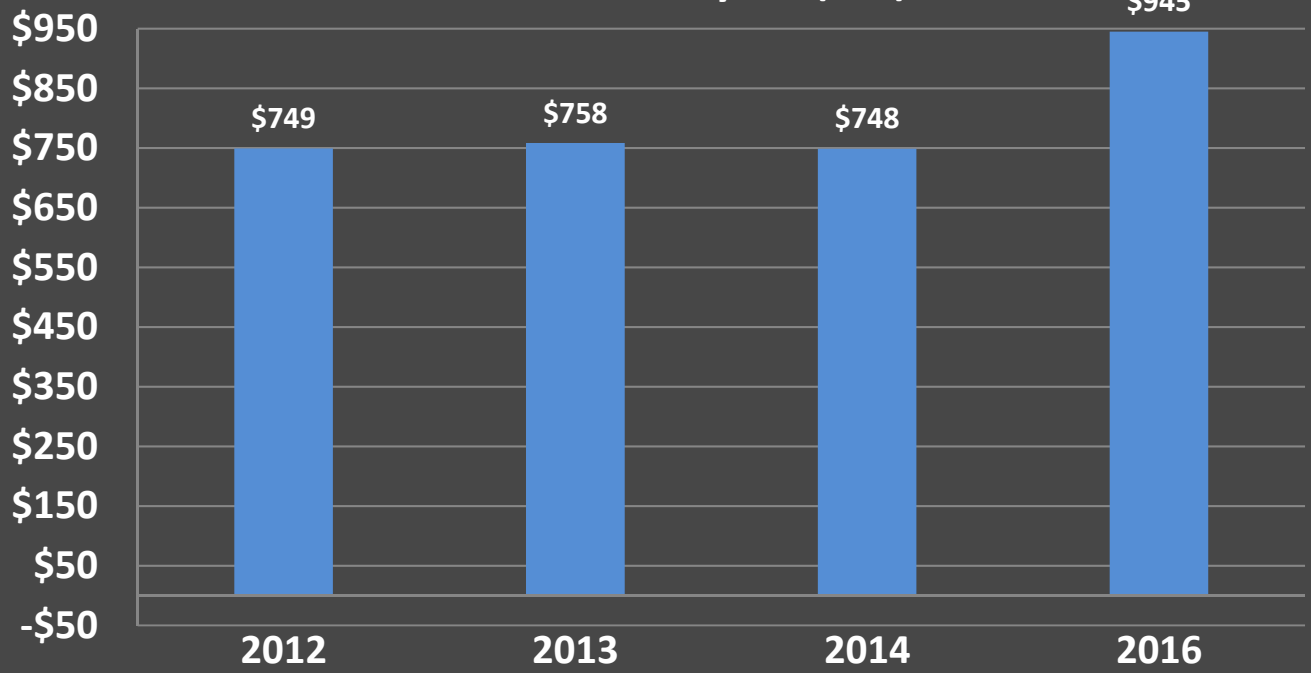


### Total Personnel





### Total Gross Payroll (\$M)



### Total Const/Contracts & Expenditures (\$M)

