

**FINDING OF NO SIGNIFICANT IMPACT (FONSI)  
AND FINDING OF NO PRACTICABLE ALTERNATIVE (FONPA)  
Reconstruction of Runway 21R/03L  
Travis AFB, California**

Pursuant to provisions of the National Environmental Policy Act (NEPA), Title 42 United States Code (USC) Sections 4321 to 4347, implemented by Council on Environmental Quality (CEQ) Regulations, Title 40, Code of Federal Regulations (CFR) §1500-1508, and 32 CFR §989, Environmental Impact Analysis Process, the U.S. Air Force (Air Force) assessed the potential environmental consequences associated with the Reconstruction of Runway 21R/03L at Travis Air Force Base (AFB), Solano County, California. The decision in this FONSI is based on information contained in the *Environmental Assessment for Reconstruction of Runway 21R/03L at Travis Air Force Base, CA* (EA), which is hereby incorporated by reference. The purpose of the EA is to determine the extent of environmental impacts that could result from the proposed reconstruction on Runway 21R/03L to include all facilities inside the hold lines, including pavements, pavement markings, storm drainage, and airfield lights and signs, and to evaluate whether these impacts, if any, would be significant. The EA analyzes the potential environmental consequences of activities associated with the Reconstruction of Runway 21R/03L and provides environmental protection measures to avoid or reduce adverse environmental impacts.

The purpose of the proposed reconstruction of Runway 21R/03L at Travis AFB is to correct significant deficiencies in the integrity of the runway's surface, meet current runway standards, and to facilitate the safe operation of mission-required modern aircraft within the land-use constraints in and around the installation.

The need for the proposed reconstruction of Runway 21R/03L is driven by Travis AFB's requirement to support unrestricted airfield operations 24 hours a day, 7 days a week and in all weather conditions using modern aircraft.

The alternatives that were analyzed include the Proposed Action and the No Action Alternative. The EA also considers cumulative environmental impacts with other projects in the Region of Influence.

**ALTERNATIVE 1- Reconstruction of RW 21R/03L with a Temporary Batch Plant (Preferred Alternative)**

Under this alternative, a full reconstruction of Runway 21R/03L would be carried out to include all facilities inside the hold lines, including pavements, pavement markings, storm drainage, and airfield lights and signs. The runway would be demolished down to the subgrade and reconstructed with standard paved overruns at the new length, narrowed runway width, realigned taxiways, and removal of excess paved surfaces. The contractor would build a temporary batch plant at the south end of the runway, south of the south runway safety area.

## **NO-ACTION ALTERNATIVE**

The No Action alternative was analyzed in accordance with Air Force Regulation 32CFR989.8(d). Under the No-Action Alternative, the Preferred Alternative would not occur. The runway would not be repaired, and the geometry would remain the same. Regularly scheduled minor maintenance would continue but no large-scale repairs would be conducted. As no action would be conducted, no batch plant or other support facilities would be constructed. Continued operation of Runway 21R/03L would present a continued and increasing hazard to public and occupational safety over time.

## **SUMMARY OF FINDINGS**

The analyses of the affected environment and environmental consequences of implementing the Preferred Alternative presented in the EA concluded that by implementing standing environmental protection measures and operational planning, the Air Force would be in compliance with all terms and conditions and reporting requirements for implementation of the reasonable and prudent measures stipulated by the United States Fish and Wildlife Service (USFWS), and with waste discharge requirements stipulated by the Bay Area Water Quality Management District.

Travis AFB is in a non-attainment area for ozone and particulate matter with respect to federal standards and is likewise in non-attainment status for ozone and particulate matter with respect to state standards. Consistent with U.S. Environmental Protection Agency's General Conformity Rule (40 CFR Part 51, Subpart W), a conformity analysis has been conducted for this project. The conformity analysis determined that emissions from implementation of the Proposed Action would be below the de minimus threshold, therefore a Record on Non-Applicability has been prepared.

The Air Force has concluded that no significant adverse effects would result to the following resources as a result of the Proposed Action: air quality, greenhouse gases, cultural resources, earth resources, hazardous materials/waste, land use, noise, public and occupational health and safety, traffic and transportation, socioeconomics / environmental justice or aesthetic resources. No significant adverse cumulative impacts would result from activities associated with the Proposed Action when considered with past, present, or reasonably foreseeable future projects.

## **Air Operations**

Adverse impacts to air operations could occur as a result of implementation of the Proposed Action. Construction activities within designated clear zones would increase risks to both pilots and construction personnel. Implementation of strict safety measures would be needed to minimize risks to personnel. Measures include reducing foreign object damage (FOD) hazard through housekeeping practices, avoiding concurrent scheduling of construction and flight operations, and controlling visual impairments such as dust, lighting, and physical obstructions. With the employment of these minimizations measures impacts would be less than significant.



### **Biological (Natural) Resources**

Implementation of the Proposed Action could result in adverse impacts to special status species on Travis AFB. Vernal pool species would be adversely affected due to a loss of 4.08 acres of potential habitat. California tiger salamander (*Ambystoma californiense*) could be adversely impacted due to an increased potential for mortality in the Proposed Project area from construction actions. Avoidance measures such as wildlife exclusion fencing, and biological monitoring as described in the Biological Opinion, have been incorporated into the Proposed Action to reduce impacts to the extent practicable.

Avoidance and minimization measures in combination with the stated compensatory mitigation would reduce these impacts to less than significant.

### **Water Resources and Wetlands**

EO 11990, *Protection of Wetlands*, requires that federal agencies provide leadership and take actions to minimize or avoid the destruction, loss, or degradation of wetlands and to preserve and enhance the natural and beneficial values of wetlands.

Construction of the proposed action would result in the loss of 4.08 acres of non-jurisdictional wetlands. These wetlands would be filled to allow extension of the overrun on the north end of Runway 21R/03L. In addition, adjacent non-jurisdictional wetlands could be impacted by runoff or sediment from the project site.

Other alternatives were reviewed during the EA development process under the requirements of NEPA but were eliminated from further detailed analysis in the EA because they did not meet the stated purpose and need for the action, were not practicable, or would have led to greater overall environmental impact. The only practicable alternative is described in the "Description of the Proposed Action" section above. For the reasons stated in the EA, the dismissed alternatives are not practicable alternatives to avoiding the potential wetland impacts.

### **Mitigation Measures and Best Management Practices**

To mitigate for unavoidable adverse impacts to California tiger salamander habitat, Travis AFB will purchase 156 acres of credits at a USFWS approved tiger salamander conservation bank.

To mitigate for unavoidable adverse impacts to vernal pool branchiopods, Travis AFB will purchase 7.90 acres of credits at a USFWS approved conservation bank for these species.

To mitigate for unavoidable adverse impacts to Contra Costa Goldfields, Travis AFB will purchase 0.08 acres of credits at a USFWS approved conservation bank for this species.

Implementation of best management practices and minimization measures as outlined in the Construction General Permit and Stormwater Pollution Prevention Plan would reduce potential impacts. Additionally, the purchase 7.90 acres worth of vernal pool credits would

satisfy compliance with the EO 11990 “no net loss of wetlands” policy and reduce impacts to wetlands to less than significant.

**FINDING OF NO SIGNIFICANT IMPACT (FONSI)/FINDING OF NO PRACTICABLE ALTERNATIVE (FONPA)**

Based on my review of the facts and analyses contained in the attached EA, conducted under the provisions of NEPA, CEQ Regulations, and 32 CFR §989, I conclude that the Preferred Alternative Reconstruction of RW 21R/03L with a Temporary Batch Plant would not have a significant environmental impact, either by itself or cumulatively with other known projects. Accordingly, an Environmental Impact Statement is not required. Taking the above information into account, we find that there is no practicable alternative to this action and that the Proposed Action and alternatives include all practicable measures to minimize hazards to wetland environments. The signing of this Finding of No Significant Impact completes the environmental impact analysis process.

---

**RANDY L. BOSWELL**

**Colonel, USAF**

---

**DATE**

***FINAL***  
**ENVIRONMENTAL ASSESSMENT (EA)**  
**FOR**  
**RECONSTRUCTION OF RUNWAY (RW) 21R/03L**  
**AT**  
**TRAVIS AIR FORCE BASE, CALIFORNIA**



PREPARED FOR:  
**Department of the Air Force**

*December 2021*

Letters or other written comments provided may be published in the Final EA. As required by law, substantive comments will be addressed in the Final EA and made available to the public. Any personal information provided will be kept confidential. Private addresses will be compiled to develop a mailing list for those requesting copies of the Final EA. However, only the text of specific comments will be disclosed. Names, personal home addresses, and phone numbers will not be published in the Final EA.

This page is intentionally left blank.



Prepared By:

Environmental Resources Branch

Planning Division

Sacramento District

U.S. Army Corps of Engineers

This page is intentionally left blank.

## TABLE OF CONTENTS

<b>Section</b>	<b>Page</b>
<b>1.0 PURPOSE OF AND NEED FOR ACTION .....</b>	<b>1-1</b>
1.1 PURPOSE OF THE ACTION .....	1-1
1.2 NEED FOR THE ACTION .....	1-1
1.3 BACKGROUND INFORMATION .....	1-2
1.4 INTERAGENCY/INTERGOVERNMENTAL COORDINATION AND CONSULTATIONS .....	1-5
1.4.1 Interagency Coordination and Consultations .....	1-5
1.4.2 Government to Government Consultations .....	1-6
1.4.3 Other Agency Consultations .....	1-6
1.5 PUBLIC AND AGENCY REVIEW OF EA .....	1-6
<b>2.0 DESCRIPTION OF THE PROPOSED ACTION AND ALTERNATIVES .....</b>	<b>2-1</b>
2.1 INTRODUCTION .....	2-1
2.2 SELECTION STANDARDS .....	2-1
2.3 SCREENING OF THE ALTERNATIVES .....	2-2
2.3.1 Alternative 1 (Preferred Alternative): Reconstruction of RW 21R/03L with a Temporary Batch Plant .....	2-2
2.3.2 Alternative 2: No Action Alternative .....	2-2
2.3.3 Alternative 3: Construction of a Runway in an Alternate Area .....	2-2
2.3.4 Alternative 4: Spot repair of Runways and Taxiways .....	2-2
2.3.5 Alternative 5: Reconstruction of RW 21R/03L with an Offsite Batch Plant .....	2-2
2.3.6 Screening of the Alternatives .....	2-3
2.4 ALTERNATIVES ELIMINATED FROM FURTHER CONSIDERATION .....	2-3
2.4.1 Construction of a Runway in an Alternate Area .....	2-3
2.4.2 Spot Repair of Runway and Taxiways .....	2-4
2.4.3 Reconstruction of Runway with an Off-Site Batch Plant .....	2-4
2.5 DETAILED DESCRIPTION OF THE ALTERNATIVES CARRIED FORWARD .....	2-5
2.5.1 Demolition of the Existing Pavement .....	2-5
2.5.2 Repair and Replacement of Drainage Structures .....	2-6
2.5.3 Reconstruction of the Runway, RSA, and Taxiways .....	2-6
2.5.4 Permanent Removal of Unnecessary Paved Surfaces .....	2-8
2.5.5 Construction of a Batch Plant .....	2-11
2.5.6 Installation and/or Construction of Lighting and Appurtenant Structures .....	2-12
2.5.6.1 Upgrades to Existing Lighting Systems .....	2-12
2.5.6.2 New Lighting Systems .....	2-12
2.5.6.3 Signs and Structures .....	2-13
2.5.7 Clearance of Vegetation .....	2-13
2.5.8 Construction Schedule, Access, Haul Routes and Staging Area .....	2-13
2.5.9 Alternative 1: Reconstruction of the Runway with a Temporary Batch Plant (Proposed Action) .....	2-14
2.5.10 Alternative 2: No-Action Alternative .....	2-17
<b>3.0 AFFECTED ENVIRONMENT .....</b>	<b>3-1</b>
3.1 SCOPE OF THE ANALYSIS .....	3-1

**Final Environmental Assessment for  
Reconstruction of Runway 21R/03L at Travis Air Force Base, California**

3.2	RESOURCES NOT CONSIDERED IN DETAIL .....	3-1
3.2.1	Visual, Scenic, and Aesthetic Resources.....	3-1
3.2.2	Environmental Justice and Protection of Children.....	3-2
3.2.3	Land Use.....	3-2
3.2.4	Recreation.....	3-3
3.2.5	Socioeconomics .....	3-3
3.2.6	Wilderness .....	3-3
3.3	AIRSPACE/AIR INSTALLATION COMPATIBLE USE ZONE (AICUZ) AND AIRFIELD OPERATIONS .....	3-3
3.4	AIR QUALITY AND CLIMATE CHANGE.....	3-4
3.5	BIOLOGICAL / NATURAL RESOURCES .....	3-10
3.6	CULTURAL RESOURCES .....	3-14
3.7	EARTH RESOURCES .....	3-15
3.8	HAZARDOUS MATERIALS / WASTES AND SOLID WASTES.....	3-18
3.9	NOISE .....	3-22
3.10	PUBLIC AND OCCUPATIONAL HEALTH AND SAFETY .....	3-25
3.11	TRAFFIC AND TRANSPORTATION.....	3-25
3.12	WATER QUALITY, WATER RESOURCES, AND WETLANDS.....	3-25
<b>4.0</b>	<b>ENVIRONMENTAL CONSEQUENCES .....</b>	<b>4-1</b>
4.1	INTRODUCTION .....	4-1
4.2	AIR INSTALLATION COMPATIBLE USE ZONE (AICUZ).....	4-1
4.3	AIR QUALITY AND CLIMATE CHANGE.....	4-3
4.4	BIOLOGICAL/NATURAL RESOURCES .....	4-6
4.5	CULTURAL RESOURCES .....	4-15
4.6	EARTH RESOURCES .....	4-16
4.7	HAZARDOUS MATERIALS / WASTES AND SOLID WASTES.....	4-17
4.8	NOISE .....	4-21
4.9	PUBLIC AND OCCUPATIONAL HEALTH AND SAFETY .....	4-22
4.10	TRAFFIC AND TRANSPORTATION.....	4-23
4.11	WATER QUALITY, WATER RESOURCES, AND WETLANDS.....	4-23
<b>5.0</b>	<b>OTHER NEPA CONSIDERATIONS .....</b>	<b>5-1</b>
5.1	UNAVOIDABLE ADVERSE EFFECTS .....	5-1
5.2	RELATIONSHIP OF SHORT-TERM USES AND LONG-TERM PRODUCTIVITY .....	5-1
5.3	IRREVERSIBLE AND IRRETRIEVABLE COMMITMENTS OF RESOURCES .....	5-2
5.4	CUMULATIVE EFFECTS.....	5-3
5.4.1	Air Installation Compatible Use Zone (AICUZ).....	5-4
5.4.2	Air Quality and Climate Change .....	5-4
5.4.3	Biological/Natural Resources.....	5-4
5.4.4	Cultural Resources .....	5-5
5.4.5	Earth Resources.....	5-5
5.4.6	Hazardous Materials / Waste.....	5-5
5.4.7	Noise .....	5-6
5.4.8	Public and Occupational Health and Safety.....	5-6
5.4.9	Traffic and Transportation .....	5-6
5.4.10	Water Quality, Water Resources, and Wetlands.....	5-7
<b>6.0</b>	<b>LIST OF PREPARERS .....</b>	<b>6-1</b>



<b>7.0</b>	<b>PERSONS AND AGENCIES CONSULTED/COORDINATED .....</b>	<b>7-1</b>
<b>8.0</b>	<b>REFERENCES.....</b>	<b>8-1</b>

## LIST OF TABLES

	<u><b>Page</b></u>
Table 2-1: Summary of the Alternatives Against the Selection Standards .....	2-3
Table 2-2: Estimated Demolition Totals for the Proposed Action .....	2-6
Table 2-3: Quarries near the Proposed Project Area.....	2-17
Table 3-1: Air Quality Standards for Travis Air Force Base .....	3-7
Table 3-2: Exceedances of Criteria Pollutants Recorded in the Last 10 years in the BAAQMD .....	3-8
Table 3-3: Current Air Emissions in the County and State.....	3-9
Table 3-4: Special Status Species Potentially Present in the Affected Environment.....	3-11
Table 3-5: Migratory Birds Protected Under the MBTA Potentially Present in the Affected Environment .....	3-12
Table 4-1: Federal General Conformity de Minimis Thresholds and Proposed Action Emissions .....	4-4
Table 4-2: CO2 Contribution of Proposed Action to Regional Air Basins.....	4-5
Table 4-3: Noise Levels of Construction Activities Associated with the Proposed Action.....	4-21
Table 6-1. List of Preparers.....	6-1
Table 7-1. Persons and Agencies Consulted/Coordinated .....	7-1

## **LIST OF FIGURES**

	<b><u>Page</u></b>
Figure 1-1: Travis AFB in context of the surrounding landscape .....	1-3
Figure 1-2: RW 021R/03L location on Travis AFB.....	1-4
Figure 2-1: Proposed extension and reduction in width of overrun .....	2-7
Figure 2-2: Proposed extension of overrun on the 21R end of 21R03L, showing excess taxiways removed 21R/03L, Showing Excess Taxiways Removed. ....	2-7
Figure 2-3: Proposed Realignment of Retained Taxiway J. Taxiways G & H to be realigned similarly. Figure showing reduction in width and minor adjustments to geometry.....	2-8
Figure 2-4: Excess pavement proposed to be removed (highlighted in red) and converted to turf.....	2-9
Figure 2-5: Excess pavement to be removed around existing taxiways as a part of overall width reduction and conformance to specifications, areas outside of lines to be converted to turf.....	2-10
Figure 2-6: Proposed geometry of Taxiway L, showing a reduction in width and realignment to standards .....	2-11
Figure 2-7: Showing proposed limits of land disturbance under Alternative 1 .....	2-15
Figure 2-8: Temporary batch plant location, staging, access, and haul routes under Alternative 1.....	2-16
Figure 3-1: Soils present on Travis AFB. Map units in the Proposed Project area are as follows: AoA- Antioch San Ysidro Complex, AsA- Antioch San Ysidro Complex, SeA- San Ysidro Sandy Loam .....	3-17
Figure 3-2: ERP sites on Travis AFB with Limits of Disturbance (LOD) overlay. Note that work would only occur within the LOD. ....	3-21
Figure 3-3: Noise contours from 2009 AICUZ study .....	3-24
Figure 3-4a- Limits of Disturbance in relation to vernal pools and other surface water features, shown in segments due to runway length.....	3-27
Figure 3-5: Travis AFB within the context of the surrounding floodplains.....	3-33
Figure 4-1: Specific locations of monitoring wells near the Proposed Project Area. Note that wells within the LOD are labeled on the map in light blue, other wells near the LOD are labeled in dark blue. Wells outside the LOD would not be affected by the work.....	4-20

## **LIST OF APPENDICES**

APPENDIX A:	Consultations
APPENDIX B:	Public and Agency Comment
APPENDIX C:	Biological Resources
APPENDIX D:	Air Resources
APPENDIX E:	Earth Resources

## GLOSSARY OF ABBREVIATIONS AND ACRONYMS

AFB	Air Force Base
AFCEC	Air Force Civil Engineer Center
AFI	Air Force Instruction
AICUZ	Air Installation Compatible Use Zone
AMW	Air Mobility Wing
APE	Area of Potential Effect
APZ	Accident Potential Zone
ARB	California Air Resources Board
AST	Aboveground Storage Tank
BAAQMD	Bay Area Air Quality Management District
BMP	Best Management Practice
CAAQS	California Ambient Air Quality Standards
CEQ	Council on Environmental Quality
CESA	California Endangered Species Act
CFR	Code of Federal Regulations
CTS	California Tiger Salamander
CWA	Clean Water Act
CY	Cubic Yard
dBA	Weighted Decibels
DNL	Day-Night Average Sound Level
DOD	Department of Defense
EA	Environmental Assessment
ECOS	Environmental Conservation Online System
EIAP	Environmental Impact Assessment Process
EIS	Environmental Impact Statement
EO	Executive Order
EPA	Environmental Protection Agency
ERP	Environmental Restoration Program
ESA	Endangered Species Act
FAA	Federal Aviation Administration
FEMA	Federal Emergency Management Agency
FOD	Foreign Object Damage
FONPA	Finding of No Practicable Alternative
FONSI	Finding of No Significant Impact
GHGs	Greenhouse Gases
ICRMP	Integrated Cultural Resources Management Plan
INRMP	Integrated Natural Resources Management Plan
IPaC	Information for Planning and Consultation
MBTA	Migratory Bird Treaty Act
MSL	Mean Sea Level
NAAQS	National Ambient Air Quality Standards
NAS	National Airspace System
NHPA	National Historic Preservation Act

**Final Environmental Assessment for  
Reconstruction of Runway 21R/03L at Travis Air Force Base, California**

NEI	National Emission Inventory
NEPA	National Environmental Policy Act
NEWIOU	North/East/West Industrial Operable Unit
NOA	Notice of Availability
NPL	National Priorities List
NRHP	National Register of Historic Places
O <sub>3</sub>	Ozone
OU	Operable Unit
PAPI	Precision Approach Path Indicator
PBO	Programmatic Biological Opinion
PCC	Portland Concrete Cement
PCI	Pavement Condition Index
PG&E	Pacific Gas and Electric Company
PPE	Personal Protective Equipment
	Particulate Matter less than 2.5 micrometers in aerodynamic
PM <sub>2.5</sub>	diameter
	Particulate Matter less than 10 micrometers in aerodynamic
PM <sub>10</sub>	diameter
POTW	Publicly Owned Treatment Works
RCRA	Resource Conservation and Recovery Act
REILs	Runway End Identifier Lights
RSA	Runway Safety Area
SHPO	State Historic Preservation Officer
SIP	State Implementation Plan
SY	Square Yards
TCE	trichloroethylene
UFC	United Facilities Criteria
USACE	United States Army Corps of Engineers
USAF	United States Air Force
USC	United States Code
USFWS	United States Fish and Wildlife Service
USGS	United States Geological Survey
UST	Underground Storage Tank
VOC	Volatile organic compounds
VRP	Visibility Reducing Particles
WABOU	West/Annexes/Basewide Operable Unit
WDR	Waste Discharge Requirements

**Purpose and Need For Action**

## **1.0 PURPOSE OF AND NEED FOR ACTION**

### **1.1 PURPOSE OF THE ACTION**

The 60th Air Mobility Wing (60 AMW) at Travis Air Force Base (AFB), California, and the Air Mobility Command are proposing to reconstruct Runway 21R/03L to include all facilities inside the hold lines, including pavements, pavement markings, storm drainage, and airfield lights and signs. The purpose of the proposed reconstruction of Runway 21R/03L at Travis AFB is to correct significant deficiencies in the integrity of the runway's surface, meet current runway standards, and to facilitate the safe operation of mission-required modern aircraft within the land-use constraints in and around the installation.

### **1.2 NEED FOR THE ACTION**

The need for the proposed reconstruction of Runway 21R/03L is driven by Travis AFB's requirement to support unrestricted airfield operations 24 hours a day, 7 days a week, and in all weather conditions using modern aircraft. Runway 21R/03L supports multiple military and civilian large frame aircraft including, but not limited to, the C-5, C-17, KC-10, KC-46, 747, etc. This is the base's only precision instrument approach runway and is critical in meeting Department of Defense (DOD) readiness requirements.

A pavement condition index (PCI) score greater than 70 is required to ensure continued acceptable ratings (PCI scale is from 0 to 100). A recent evaluation of the runway's pavement surface revealed unsatisfactory conditions, resulting in PCI scores under 70, defined as fair to poor condition, in many sections of the runway. Currently, the runway operates under operational waivers which permit Travis AFB's mission to continue despite the runway's degraded condition, albeit under restrictions on allowable aircraft loads that aim to slow the rate of deterioration. The runway is frequently closed for spot repairs, further interrupting the mission. Eventually, ongoing deterioration of the pavement will render Runway 21R/03L unfit for continued use in the near future.

The deterioration of the runway structure is attributable to chemical changes within the concrete aggregate, called alkali-silica reaction, which causes the concrete to expand when exposed to moisture. Repeated cycles of expansion and contraction lead to cracking, disintegration, and the formation of pits, cracks, and craters. These runway conditions can damage and stress aircraft landing gear and tires and severely diminish the overall weight-bearing capacity of the runway. Additionally, concrete fragments may cause Foreign Object Debris (FOD) damage to aircraft engines and external equipment. These runway conditions risk damage to equipment, interfere with flight operations, and pose a hazard to human safety. Pumping, which occurs when water from below the runway is drawn up through the cracks in the runway on to the surface of the runway, has been observed. Pumping indicates that not only are the cracks full depth, but the underlying subsurface drainage system has been compromised. Since cracks in the pavement extend from the surface of the pavement down to the underlying subsoil, fuels, oils, and solvents could penetrate through to the underlying soil, causing environmental contamination. The deteriorating condition of the runway pavement affects current operations and threatens long-term mission readiness. If this

#### **Purpose and Need For Action**

deterioration is allowed to continue, Travis AFB would eventually be unable to support current and expected future airfield operations levels.

Runway 21R/03L does not meet current standards for runway design as promulgated in Airfield and Heliport Planning and Design (Unified Facilities Criteria (UFC) 3-260-01 et seq; DOD, 2020). Excess pavement connections and misaligned taxiways disrupt runway traffic and pose safety risks. Inadequate drainage systems currently allow ponding on the runway impacting safe operations. The proposed action seeks to correct these deficiencies.

The following reconstruction measures are required for Runway 21R/03L to comply with the UFC and enable safe, sustainable operations:

- Repair and reconstruct full length of runway
- Reduce runway from 300 feet to 150 feet wide with 25-foot shoulders
- Extend the length of 21R overrun to 1000 feet in length
- Repair taxiways out to hold lines
- Reconfigure taxiway connections to the runway
- Eliminate excess pavements and taxiways
- Eliminate unnecessary connections to runway pavement

Modern aircraft have different takeoff and landing distance requirements than the historic aircraft for which RW 21R/03L was originally designed. Higher maximum-load gross weight, and faster takeoff and landing speeds of mission-required aircraft require a longer distance to land safely during normal conditions. The paved overrun is stipulated by the UFC for Class B Runways to be 1,000 ft long and 150-ft wide. The size of the Runway Safety Area (RSA), or overrun, is similarly dependent on the type and size of the aircraft using the runway (NAS, 2008). In adverse conditions, due to a lower friction coefficient, stopping distances in rain and ice are considerably longer (FAA, 2014). In addition, adverse weather conditions often increase the probability of an “undershoot”, which is when a plane touches down before reaching the runway (NAS, 2008). Extension of RW 21R/03L is required to reduce risks to personnel safety and reduce the risk of damage to aircraft during takeoff and landing operations at maximum gross weights, in adverse conditions, to meet full mission requirements.

### **1.3 BACKGROUND INFORMATION**

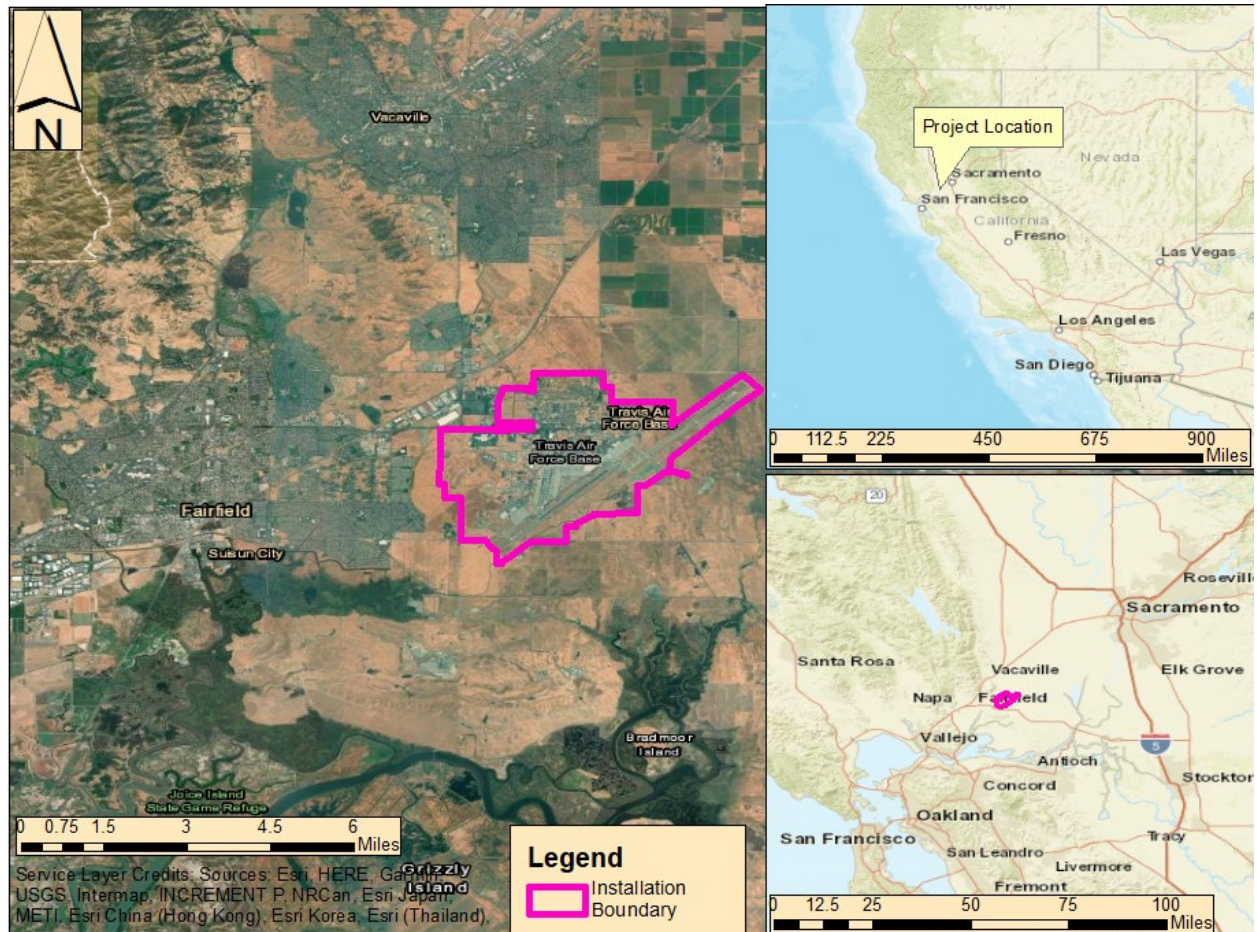
This Environmental Assessment (EA) has been prepared to evaluate the potential environmental, cultural, and socioeconomic impacts of the proposed repairs or reconstruction to Runway 21R/03L. The EA also evaluates repairs or reconstruction to appurtenant structures such as lighting, taxiways, and overruns on Travis AFB. The EA was prepared in compliance with the National Environmental Policy Act of 1969 (NEPA) (42 United States Code [USC] §4331 et seq.), the regulations of the President’s Council on Environmental Quality (CEQ) that implement NEPA procedures (40 Code of Federal Regulations [CFR] §§1500-1508), the Air Force Environmental Impact Assessment Process (EIAP) regulations at 32 CFR §989, and Air Force Instruction (AFI) 32-1015 (Secretary of the Air Force, 2019).



**Final Environmental Assessment for  
Reconstruction of Runway 21R/03L at Travis Air Force Base, California**

**Purpose and Need For Action**

The information presented in this document will serve as the basis for deciding whether the proposed action would result in a significant impact to the human environment, requiring the preparation of an environmental impact statement (EIS), or whether no significant impacts would occur, in which case a finding of no significant impact (FONSI) would be appropriate. The execution of the proposed action would involve “construction” in a wetland as defined in Executive Order (EO) 11990, Protection of Wetlands, but is not an “action” in a floodplain under EO 11988, Floodplain Management. A Finding of No Practicable Alternative (FONPA) has been prepared in conjunction with the FONSI.



**Figure 1-1: Travis AFB in context of the surrounding landscape**

Travis AFB is located in Solano County, California, approximately 50 miles northeast of San Francisco, and occupies 6,383 acres of land (Figure 1-1). It was established in 1942 and has hosted a variety of missions and aircraft types throughout its history. The mission of Travis AFB is to provide rapid, responsive, reliable airlift of forces to any point on Earth in support of national objectives and to fulfill the global logistics needs of the DOD in sustaining its worldwide activities. Travis AFB is home to the 60th AMW. The 60th AMW is the largest air mobility organization in terms of personnel in the United States Air Force (USAF), with a fleet of C-5M Super Galaxy and C-17 Globemaster III cargo aircraft, KC-10 Extender refueling aircraft, and KC-46 military aerial refueling and

**Final Environmental Assessment for  
Reconstruction of Runway 21R/03L at Travis Air Force Base, California**

**Purpose and Need For Action**

strategic transport aircraft. Travis AFB supports about 42,000 aircraft operations annually, of which 41 percent occur at night between 10:00 p.m. and 7:00 a.m. The airfield is served by two runways: Runway 21R/03L, and Runway 03R/21L which run northeast-southwest (Figure 1-2). On these two runways, Travis AFB handles more cargo and passenger traffic through its aerial port than any other military air terminal in the US and is the West Coast terminal for aeromedical evacuation aircraft returning sick or injured patients from the Pacific area.



**Figure 1-2: RW 021R/03L location on Travis AFB**

Travis AFB is situated primarily in agricultural land between the rapidly growing suburban towns of Fairfield and Vacaville. Travis AFB is approximately five miles northeast of Fairfield, and ten miles southeast of Vacaville, California. The agricultural parcels to the east of the installation are rapidly being converted into subdivisions. To the south is the Montezuma-Suisun slough and wildlife areas. While the installation is not yet constrained with respect to growth boundaries, current trends in real estate prices with respect to the new housing development may restrict expansion of the installation in the near future.

Other restricted land use areas surrounding the installation include wetlands and federally-designated critical habitat under the Endangered Species Act (ESA). A



## Purpose and Need For Action

preliminary jurisdictional determination for wetlands in and around the installation completed in 2016 found numerous wetlands and other Waters of the US throughout the installation, including in the vicinity of Runway 21R/03L. This NEPA evaluation of the proposed action considers impacts to wetlands for all phases of construction. Critical habitat with potential to support ESA threatened or endangered species has been designated both on and around the installation. This proximity to designated critical habitat has prompted previous survey efforts which have identified additional suitable habitat for these species throughout the installation.

Due to the unique geology and hydrography of the area, there are an abundance of vernal pools in the vicinity of the installation. These vernal pools serve as high quality habitat for the federally-threatened California tiger salamander (CTS; *Ambystoma californiense*) and other associated vernal pool species. The installation operates within the terms of a U.S. Fish and Wildlife Service (USFWS) programmatic biological opinion (PBO) (Travis AFB, 2017b) which considers impacts to CTS; however, a project-specific formal consultation will have to be completed to address impacts to CTS and any other federally- or state-protected species present.

The Comprehensive Environmental Response, Compensation, and Liability Act of 1980 (CERCLA), as amended, requires that the National Oil and Hazardous Substances Pollution Contingency Plan (NCP) include a list of national priorities among the known releases or threatened releases of hazardous substances, pollutants, or contaminants throughout the United States. The National Priorities List (NPL) constitutes this list. The NPL contains the most serious of uncontrolled or abandoned hazardous waste, known releases, or threatened releases of hazardous substances, pollutants, or contaminants sites throughout the US and its territories. Travis AFB has been listed on the NPL since 1989 for soil contamination of various substances associated with military air support operations.

Nearly the entire installation and some areas off the installation are listed on the NPL. Any ground disturbing work will need to consider impacts from contaminated substances, such as liberated soil, on the surrounding environment and any personnel in the area. Further, the installation has a number of hazardous material management and disposal plans which govern the handling, storage, and disposal processes.

## 1.4 INTERAGENCY/INTERGOVERNMENTAL COORDINATION AND CONSULTATIONS

### 1.4.1 Interagency Coordination and Consultations

Scoping is an early and open process for developing the breadth of issues to be addressed in the EA and for identifying significant concerns related to a proposed action. Per the requirements of the Intergovernmental Cooperation Act of 1968 (42 USC. 4231(a)) and EO 12372, federal, state, and local agencies with jurisdictions that could be affected by the proposed action were notified during the development of this EA.

#### **Purpose and Need For Action**

Appendix A contains the list of agencies consulted during this analysis and copies of correspondence.

#### **1.4.2 Government to Government Consultations**

Consistent with Section 106 of the National Historic Preservation Act and implementing regulations (36 CFR Part 800), DOD Instruction 4710.02, Interactions with Federally-Recognized Tribes, and AFI 90-2002, Air Force Interaction with Federally-recognized Tribes, federally-recognized tribes that are historically affiliated with the Travis AFB geographic region have been consulted on all proposed undertakings that have a potential to affect properties of cultural, historical, or religious significance to the tribes. The government-to-government tribal consultation process is distinct from the NEPA process or the interagency coordination process, and it requires separate notification of all relevant tribes. The timelines for tribal consultation are also distinct from those of other consultations. The Travis AFB point-of-contact for Native American tribes is the Installation Commander.

Travis AFB consulted with affiliated tribes. A copy of all correspondence is provided in Appendix A.

#### **1.4.3 Other Agency Consultations**

Findings of effect and request for concurrence were transmitted to the California State Historic Preservation Officer (SHPO) and USFWS per the requirements of Section 106 of the National Historic Preservation Act (NHPA), implementing regulations (36 CFR §800), and Section 7 of the ESA. Travis AFB consulted with the U.S. Army Corps of Engineers (USACE) and received an approved jurisdictional determination delineating the boundaries of navigable waterways and wetlands in the vicinity of the proposed project area to meet the requirements under section 404 of the Clean Water Act (CWA). An application for a Construction General Permit and Stormwater Pollution Prevention Plan will be developed for the proposed project and submitted to the San Francisco Regional Water Quality Control Board prior to construction to meet remaining requirements under the CWA.

Correspondence regarding the findings, concurrence, and/or resolution of possible adverse effects is included in Appendix A Other Agency Consultations.

Travis AFB is in regular contact with the FAA for this and other actions and will utilize existing channels to continue coordination with the FAA as the project proceeds.

### **1.5 PUBLIC AND AGENCY REVIEW OF EA**

Because the Proposed Action area coincides with wetlands and/or floodplains, it is subject to the requirements and objectives of EO 11990, Protection of Wetlands and EO 11988, Floodplain Management. The Air Force published early notice that the proposed action would occur in a floodplain/wetland in the newspapers of record (listed below) on March 12, 2021. The notice identified the state and federal regulatory agencies with special expertise that had been contacted and solicited public comment on the proposed action and any practicable alternatives. The comment period for public and

**Final Environmental Assessment for  
Reconstruction of Runway 21R/03L at Travis Air Force Base, California**

**Purpose and Need For Action**

agency input for actions in the floodplain and wetlands began on 12 March 2021 and ended on 12 April 2021. No comments were received. Appendix B contains proof of publication.

A Notice of Availability (NOA) of the Draft EA and FONSI/FONPA was published in the newspapers of record (listed below), announcing the availability of the EA for review on July 9, 2021. The NOA invited the public to review and comment on the Draft EA. The public and agency review period began on July 9, 2021 and ended on August 8, 2021. The NOA and public and agency comments are provided in Appendix B.

The NOA and early notice of project execution in a floodplain/wetland, draft EA and FONSI were published in the following newspapers:

<b>Vacaville Reporter</b> 401 Davis Street, Suite F Vacaville, California 95688	<b>Daily Republic</b> 1250 West Texas Street Fairfield, California 94533
<b>Tailwind</b> Travis Air Force Base, California 94535	

The EA and draft FONSI were also available online and hard copies were sent to the following local libraries:

<b>Fairfield Civic Center Library</b> 1150 Kentucky Street Fairfield, California 94533	<b>Suisun City Library</b> 601 Pintail Drive Suisun City, California 94585
<b>Vacaville Public Library</b> 1020 Ulatis Drive Vacaville, California 95688	<b>Mitchell Memorial Library</b> 510 Travis Boulevard Travis AFB, California 94535
Online: <a href="http://www.travis.af.mil/About-Us/Environment/">http://www.travis.af.mil/About-Us/Environment/</a>	

Appendix B contains copies of all comments received. Agency responses to comments are provided in Appendix B. Comments which were substantially similar were provided a single response. Commenters were additionally provided a letter responding to comments.

Description of the Proposed Action and Alternatives

## 2.0 DESCRIPTION OF THE PROPOSED ACTION AND ALTERNATIVES

### 2.1 INTRODUCTION

Alternative solutions, hereafter “alternatives”, that may fulfill the purpose of and need for the action are identified and described in Section 2.3. These alternatives were considered against selection standards which compare the advantages and disadvantages of each alternative in Section 2.2. Those alternatives which were considered but eliminated from further analysis because they were not found to meet the purpose and need of the project or were otherwise inconsistent with the selection standards are described in Section 2.4. The alternatives carried forward for full analysis, and the no action alternative are fully described in Section 2.5.

### 2.2 SELECTION STANDARDS

NEPA and the CEQ regulations mandate the consideration of reasonable alternatives for the proposed action. “Reasonable alternatives” are those that also could be utilized to meet the purpose of and need for the proposed action. Per the requirements of 32 CFR §989, the Air Force Environmental Impact Analysis Process (EIAP) regulations, selection standards are used to identify alternatives for meeting the purpose of and need for the proposed action. Selection standards enable Travis AFB to critically evaluate whether all reasonable alternatives are included in the analysis. In selecting alternatives for the repair/reconstruction of Runway 21R/03L at Travis AFB, the Air Force used the following selection standards:

- **Mission Compatibility** – Alternatives must support the mission of Travis AFB. The selected alternative will minimize disruption to ongoing airfield operations and mission. It will be implementable in a timely fashion, without excessive delays, and will avoid further foreseeable mission impacts
- **Land Constraint Considerations** – Alternatives must fit within multiple land constraints as given in Section 1.3. The selected alternative will be compliant with existing permits and regulatory requirements and must consider the presence of protected wetlands along the perimeter of Runway 21R/03L.
- **Regulation and Policy Conformance** – Alternatives must be consistent with design criteria as promulgated by multiple policies and regulations.
- **Feasibility** – Alternatives must be capable of being implemented.
- **Purpose and Need** – Alternatives must meet the purpose of and need for safe operations at maximum capabilities for modern runways. The selected alternative will meet Travis AFB mission requirements and permit continued long-term operation of C-5M Super Galaxy, C-17 Globemaster III cargo aircraft, KC-10 Extender refueling aircraft, and KC-46 Pegasus, at a minimum, and be capable of sustained operation, even in adverse weather conditions.

**Description of the Proposed Action and Alternatives**

## **2.3 SCREENING OF THE ALTERNATIVES**

The following potential alternatives that may meet the purpose and need were considered against the screening criteria:

### **2.3.1 Alternative 1 (Preferred Alternative): Reconstruction of RW 21R/03L with a Temporary Batch Plant**

Under this alternative, a full reconstruction of Runway 21R/03L would be carried out to include all facilities inside the hold lines, including pavements, pavement markings, storm drainage, and airfield lights and signs. The runway would be demolished down to the subgrade and reconstructed with standard paved overruns at the new length, narrowed runway width, realigned taxiways, and removal of excess paved surfaces. The contractor would build a temporary batch plant at the south end of the runway, south of the south runway safety area. Personal vehicle parking would also occur in this area. Contractor staging and office areas would be constructed on an existing paved lot south of Ragsdale Street south of the V Street intersection and west of the aircraft maintenance hangars and on an existing gravel lot at the northeast corner of the Hangar Road – Ragsdale Street intersection.

### **2.3.2 Alternative 2: No Action Alternative**

Under this alternative, the runway would not be repaired, and the geometry would remain the same. Regularly scheduled minor maintenance would continue but no large-scale repairs would be conducted. As no action would be conducted, no batch plant or other support facilities would be constructed.

### **2.3.3 Alternative 3: Construction of a Runway in an Alternate Area**

Under this alternative, a new runway would be constructed in an alternate area. The Air Force would either acquire new land in the vicinity of Travis AFB or repurpose existing land in the cantonment area and construct a new runway to support modern aircraft. All necessary supporting facilities and structures would be constructed including an on-site batch plant.

### **2.3.4 Alternative 4: Spot repair of Runways and Taxiways**

Under alternative 4, Travis AFB would continue to make spot repairs of runways and taxiways. Discrete full depth cracks would be demolished to subgrade and repaired where possible. The runway and runway safety areas would maintain their current sizes. Taxiways would maintain their current geometries and placements. To prevent a FOD hazard, unused taxiways and paved surfaces would be repaired as required. Appurtenant structures would be repaired as required.

### **2.3.5 Alternative 5: Reconstruction of RW 21R/03L with an Offsite Batch Plant**

Similar to Alternative 1, under this alternative a full reconstruction of Runway 21R/03L, realign geometries, and reconfigure sizes of paved surfaces. However, to meet the

**Final Environmental Assessment for  
Reconstruction of Runway 21R/03L at Travis Air Force Base, California**

**Description of the Proposed Action and Alternatives**

need for materials, the contractor would utilize commercial batch plants in the area to supply concrete, including cement, and aggregate.

**2.3.6 Screening of the Alternatives**

The selection standards described in Section 2.2 were applied to these alternatives to determine which alternative(s) to carry forward for full analysis.

**Table 2-1: Summary of the Alternatives Against the Selection Standards**

Alternative Descriptions	Selection Standards				
	Mission Compatibility	Land Constraint Considerations	Regulation and Policy Conformance	Feasibility	Purpose and Need
Alternative 1- Reconstruction of RW 21R/03L with a Temporary Batch Plant (Preferred Action)	Yes	Partially (impacts wetlands)	Yes	Yes	Yes
Alternative 2- No Action Alternative	No	Yes	No	Yes	No
Alternative 3- Construction of a Runway in an Alternate Area	Yes	No	Yes	No	Yes
Alternative 4- Spot repair of Runways and Taxiways	No	Yes	No	Yes	No
Alternative 5- Reconstruction of RW 21R/03L with an Offsite Batch Plant	Yes	Partially (impacts wetlands)	Yes	No	Yes

**2.4 ALTERNATIVES ELIMINATED FROM FURTHER CONSIDERATION**

Based on the screening criteria described in Section 2.2, the following alternatives have been eliminated from further consideration:

**2.4.1 Construction of a Runway in an Alternate Area**

Construction of a runway in an alternate location either on base, or, off base via the acquisition of land was considered. However, due to the space constraints on the installation, there is insufficient room to site a new runway. Furthermore, off site, the presence of federally designated critical habitat, sensitive wetland areas, and new

#### Description of the Proposed Action and Alternatives

housing developments preclude the acquisition of sufficient quantities of land to construct a new runway. In addition, such an endeavor would likely be financially infeasible. Based on these factors, this alternative was removed from further consideration.

#### **2.4.2 Spot Repair of Runway and Taxiways**

Spot repair of the runway and taxiways was considered. While this alternative is the least invasive and the most cost effective in the short term, it only delays the need to fully repair the runway. Since the width of the runway would remain the same, and the length of the runway safety areas would remain the same, modern aircraft could still not be safely operated at Travis AFB, which would not fulfill the purpose and need of the project. The continued existence of excess pavement would either continue to unnecessarily increase maintenance costs for the runway, or would continue to degrade, posing a FOD hazard. In addition, since the cracks in the pavement extend all the way to the subgrade, spot repair of taxiways and runways would only last a few years before needing repair again. For these reasons, this alternative was removed from further consideration.

#### **2.4.3 Reconstruction of Runway with an Off-Site Batch Plant**

Use of off-base commercial batch plants to supply pavement mix for the proposed action was considered; however off-base commercial batch plant facilities would be unlikely to meet U.S. Geological Survey (USGS) 32 13 14.13 specifications. In addition, off-base production incurs a higher cost and is unlikely to have the production capacity required to support the runway reconstruction. To meet the production need of the proposed action, a batch plant would need to have the capacity to supply and transport the volume of material typically required to keep a paver in continuous motion (approximately 250 cubic yards of pavement per hour). In addition, transport of pavement mix to the airfield from an off-base supplier could result in delayed deliveries, which could interrupt continuous operation of the paver and would result in an increase in impacts to air resources due to increased emissions from transport. Finally, commercial batch plants do not routinely provide the sampling and testing required for airfield pavements; airfield pavement mix designs include parameters, such as aggregate gradation and slump requirements, that do not correspond with general commercial concrete production. Due to these factors, use of an offsite batch plant was removed from further consideration.

**Description of the Proposed Action and Alternatives**

## **2.5 DETAILED DESCRIPTION OF THE ALTERNATIVES CARRIED FORWARD**

NEPA and the CEQ regulations mandate the consideration of reasonable alternatives to the proposed action. “Reasonable alternatives” are those that also could be utilized to meet the purpose of and need for the proposed action. The NEPA process is intended to support flexible, informed decision-making; the analysis provided by this EA and feedback from the public and other agencies will inform decisions made about whether, when and how to execute the proposed action. Among the alternatives evaluated is a No-Action alternative. The No-Action alternative substantively analyzes the consequences of not undertaking the proposed action, not simply conclude no impact, and serves to establish a comparative baseline for analysis.

Only one alternative, Alternative 1: Reconstruction of the Runway with a Temporary Batch Plant, was found to satisfy the purpose of and need for the action and to most completely satisfy the selection standards. This alternative and the “No-Action” Alternative, are carried forward for detailed analysis.

Based on the screening criteria, the Air Force and Travis AFB propose to reconstruct Runway 21R/03L to include all facilities inside the hold lines, including pavements, pavement markings, storm drainage, and airfield lights and signs. As described in Sub-Sections 2.5.1 through 2.5.8 below, the Proposed Action would include demolition of the existing pavement down to subgrade, repair/replacement of drainage structures, reconstruction of the runway, removal of unnecessary paved surfaces, construction of a batch plant, installation/ construction of appurtenant structures, installation of lighting, clearance of vegetation, and construction of support/staging areas necessary to facilitate the proposed action. The No-Action alternative is described in Section 2.5.9.

### **2.5.1 Demolition of the Existing Pavement**

The Proposed Action would involve demolition of the existing pavement. Demolition of the existing runway would be achieved by sawcutting the pavement into sections. Pavement sections would be removed using an excavator with a slab crab bucket. Depending on the condition of the material when it is removed, pavement would either be crushed, using a hydraulic concrete crusher or similar machinery, and reused as pavement subbase, provided the material is clean and suitable for reuse. The total amount of paved surface area estimated to be removed is 387,300 square yards (sy), or approximately 120 acres. Since this project would reduce the width of the runway, remove unnecessary taxiways, and remove other unused paved surfaces, the total amount of paved surface area to be removed permanently is approximately 41 acres. A detailed estimate of pavement that would be demolished is provided in Table 2-2 below.



**Final Environmental Assessment for  
Reconstruction of Runway 21R/03L at Travis Air Force Base, California**

**Description of the Proposed Action and Alternatives**

**Table 2-2: Estimated Demolition Totals for the Proposed Action**

<b>Action</b>	<b>Surface Area Anticipated</b>	<b>Depth</b>	<b>Total Volume</b>
<b>Demolition with repavement</b>	309,000 sy (~64 acres)	33 inches	283,250 cubic yards (cy)
<b>Demolition with repavement</b>	29,800 sy (~6 acres)	30 inches	24,833 cy
<b>Demolition without repavement</b>	241,500 sy (~50 acres)	24 inches	161,000 cy
<b>Total</b>	580,300 sy (~120 acres)		469,083 cy

### **2.5.2 Repair and Replacement of Drainage Structures**

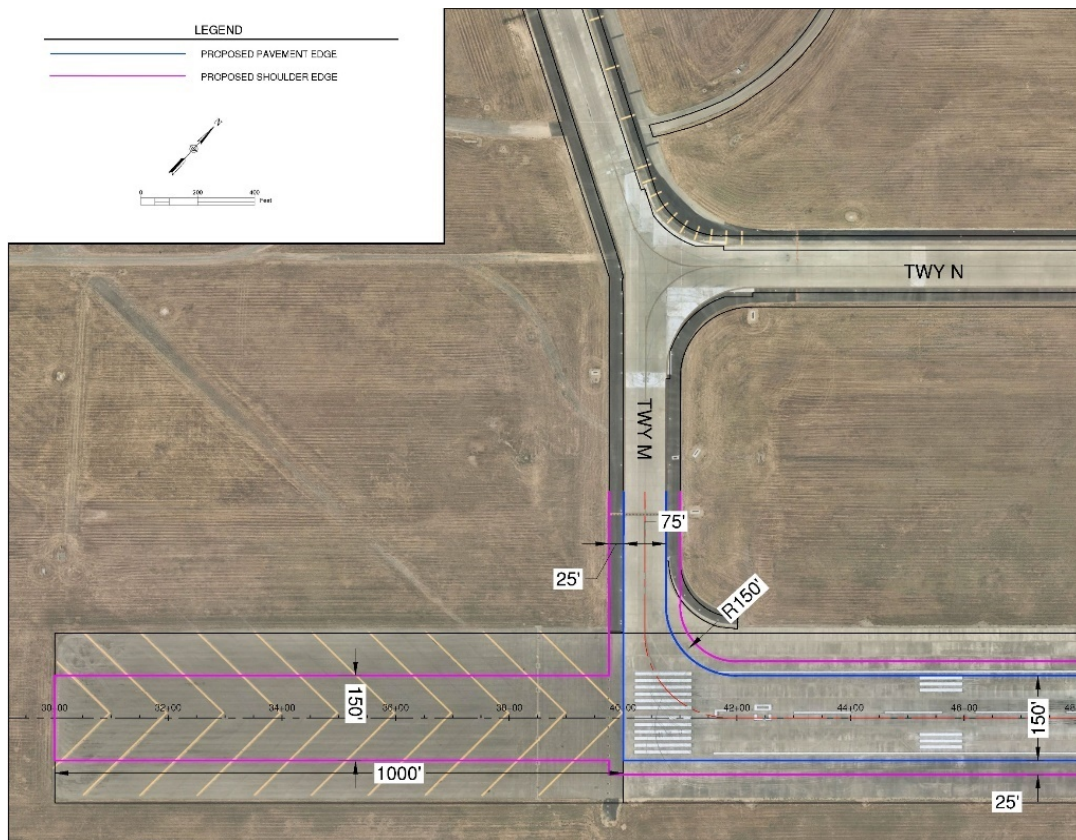
Sub-surface drainage structures underlying the runway and surface drainage structures adjacent to the runway would be repaired or replaced under the Preferred Alternative. Surface drainage pipes would be replaced with larger sized pipes as required. The new subsurface drainage layer would follow United Facilities Guide Specification 32 11 23.23. Stabilization of the open-graded material would be accomplished with either bitumen asphalt or Portland concrete cement (PCC). To create a stable construction platform for building the overlying pavement layers, the in-place subgrade would be modified with PCC. The subsurface drainage layer would be constructed within the shoulders of the pavement along the runway. In lieu of draining to adjacent turf, the subsurface drainage layer would drain to a perforated subdrain pipe system that is directly connected to the storm sewer pipe system.

### **2.5.3 Reconstruction of the Runway, RSA, and Taxiways**

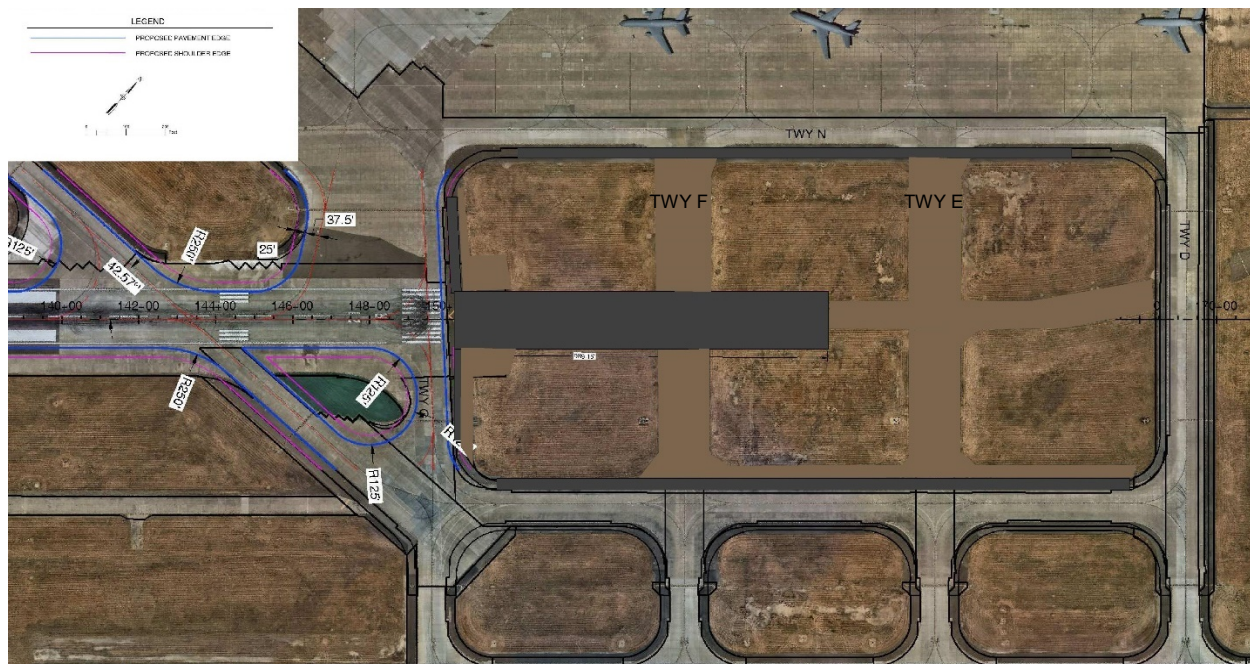
Following demolition, the runway would be reconstructed in the same footprint, with the same orientation and bearing. The width of the runway would be reduced from a total of 300 feet in width to a total of 200 feet in width. The runway itself would be 150 feet wide, with 25-foot paved shoulders on each side. The runway length would remain 11,001 feet, however, the paved overrun would extend to 1000 feet on each end and have the same width of the runway (Figure 2-1). Extension of the RSA on the 21R end would necessitate the removal of closed Taxiways E and F (Figure 2-2).

# **Final Environmental Assessment for Reconstruction of Runway 21R/03L at Travis Air Force Base, California**

## **Description of the Proposed Action and Alternatives**



**Figure 2-1: Proposed extension and reduction in width of overrun**



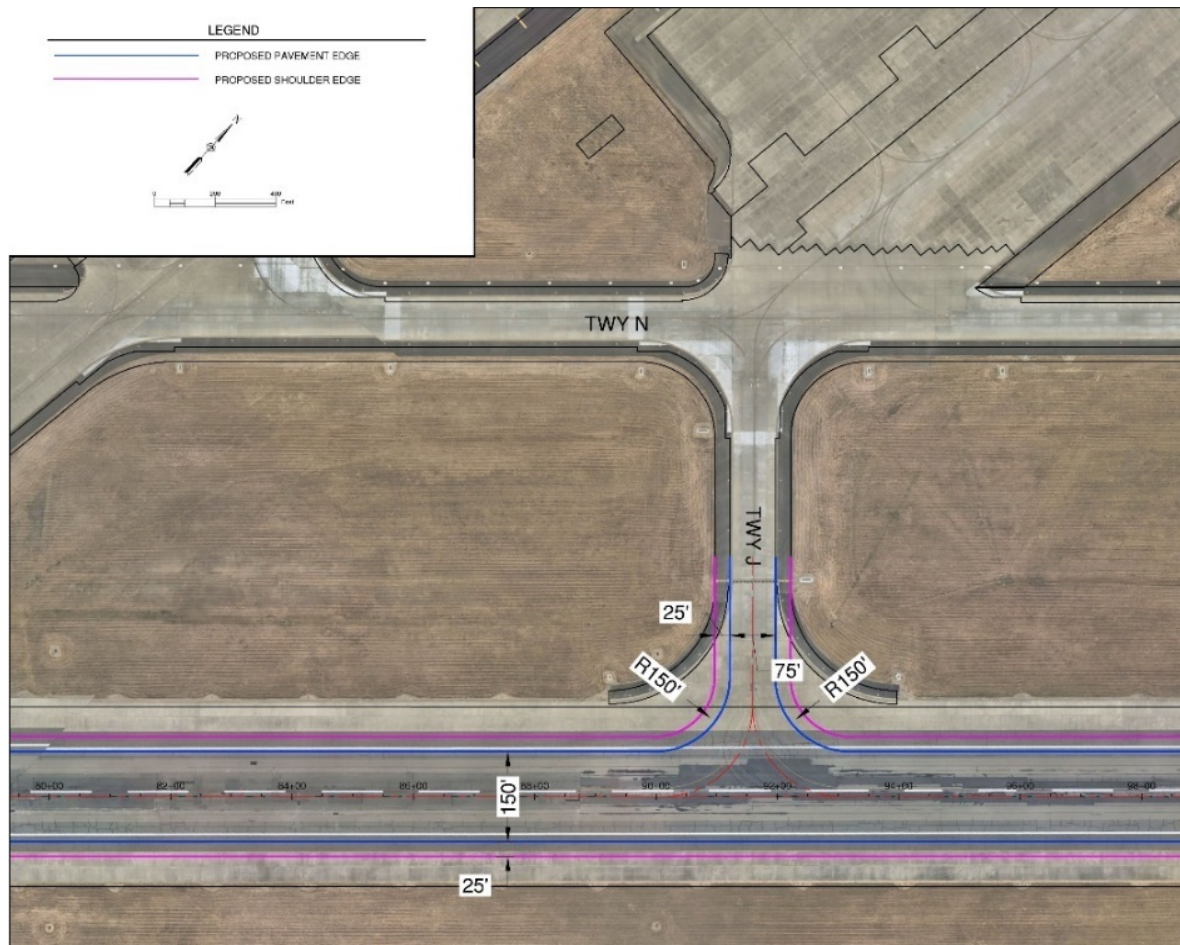
**Figure 2-2: Proposed extension of overrun on the 21R end of 21R03L, showing excess taxiways removed.**



**Final Environmental Assessment for  
Reconstruction of Runway 21R/03L at Travis Air Force Base, California**

**Description of the Proposed Action and Alternatives**

Taxiways G, H, J (Figure 2-3), L, and M would be reconstructed approximately half their length to just beyond the hold lines. Reconstructed taxiways would be narrowed to 75 feet in width with 25-foot shoulders.



**Figure 2-3: Proposed Realignment of Retained Taxiway J. Taxiways G & H to be realigned similarly. Figure showing reduction in width and minor adjustments to geometry.**

Taxiway geometries would be slightly adjusted to meet current specifications. Due to the narrowing of taxiways, and the removal of unnecessary taxiways, this would not result in any new ground disturbance. Excess pavement and unnecessary taxiways would be removed (Section 2.5.4).

Commercial grade fill would be used in areas where grade does not match specification, such as in the clear zones off the ends of the runway. No on-site borrow would be utilized.

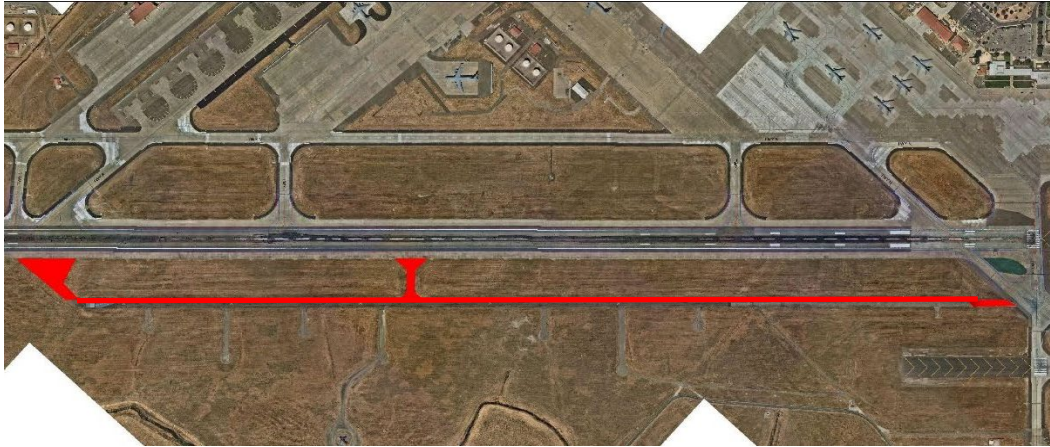
#### **2.5.4 Permanent Removal of Unnecessary Paved Surfaces**

The runway and both runway safety areas would be reduced in width from the current 300 feet wide to 150 feet wide with 25-foot shoulders (Figure 2-1) in line with current requirements. Pavement outside the new boundary would be demolished, the area re-graded and converted to turf.

**Final Environmental Assessment for  
Reconstruction of Runway 21R/03L at Travis Air Force Base, California**

**Description of the Proposed Action and Alternatives**

Taxiways E and F have been out of service for some time. To allow for the extension of the overrun, both taxiways would be removed, with some of the area re-graded and paved for the overrun and the rest re-graded to turf (Figure 2-2). An old portion of Taxiway R runs parallel to Runway 03L-21R on the south side and has two paved connections to the runway and one to Taxiway H. Each of these paved connections would be removed and converted to turf (Figure 2-4).

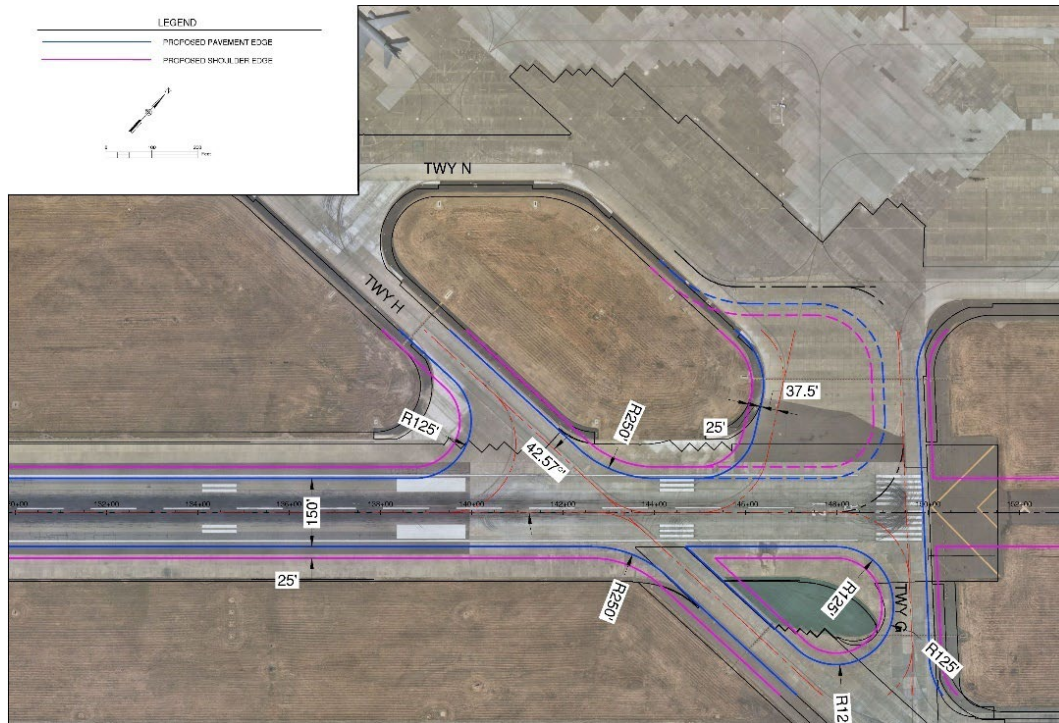


**Figure 2-4: Excess pavement proposed to be removed (highlighted in red) and converted to turf**

Excess pavement surrounding Taxiways H and G would be removed (Figure 2-5). Taxiway I was recently reconstructed and renamed Taxiway C. Excess pavement around Taxiway C would be removed.

**Final Environmental Assessment for  
Reconstruction of Runway 21R/03L at Travis Air Force Base, California**

**Description of the Proposed Action and Alternatives**



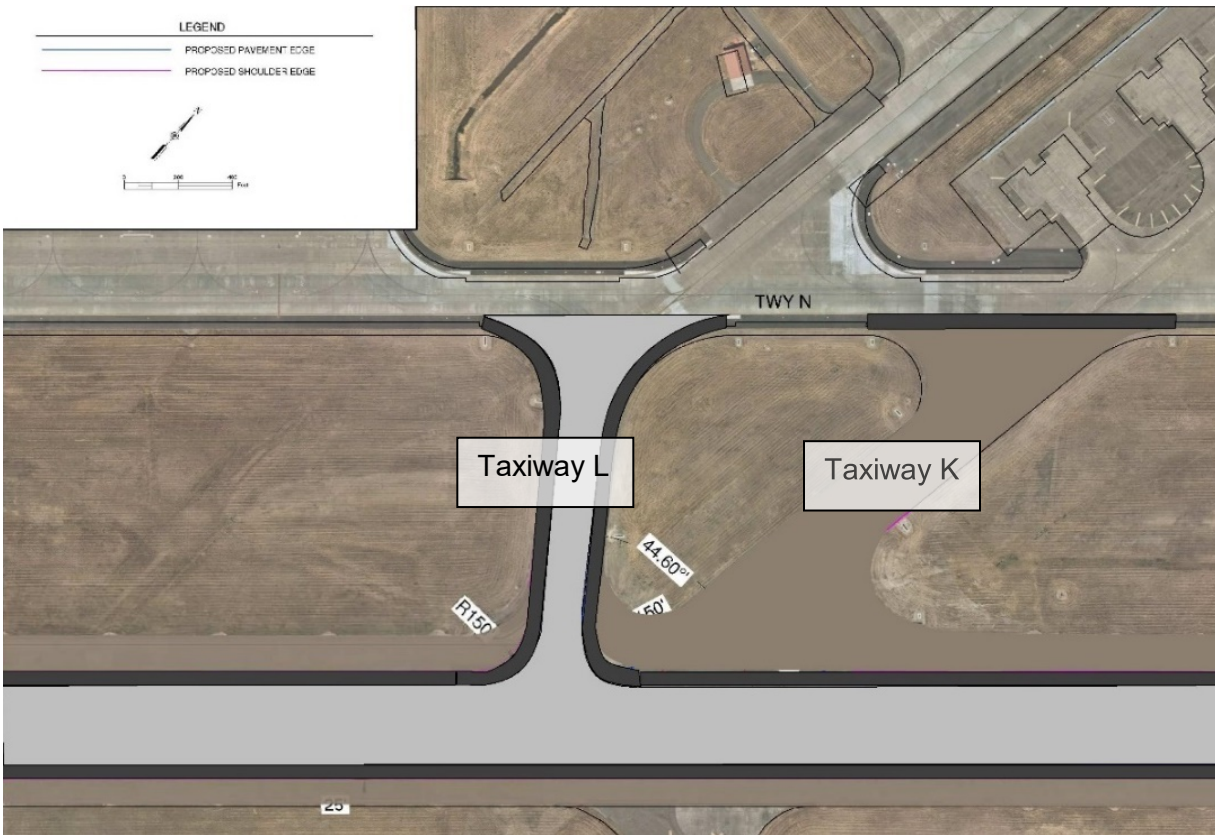
**Figure 2-5: Excess pavement to be removed around existing taxiways as a part of overall width reduction and conformance to specifications, areas outside of lines to be converted to turf**

Taxiway K is constructed on a skew from perpendicular that does not enhance its operational effectiveness, the pavement condition is poor, and it is located a non-standard distance from the runway. Based on these factors, Taxiway K would be removed from service and converted to turf (Figure 2-6).



**Final Environmental Assessment for  
Reconstruction of Runway 21R/03L at Travis Air Force Base, California**

**Description of the Proposed Action and Alternatives**



**Figure 2-6: Proposed geometry of Taxiway L, showing a reduction in width and realignment to standards**

Commercial grade fill procured from commercially available sources would be used where additional material would be needed to bring decommissioned areas up to the proper grade. No on-site borrow would be utilized. Fill would be transported to the site by truck in accordance with Bay Area Air Quality Management District best practices (2016).

### **2.5.5 Construction of a Batch Plant**

In order to provide high quality concrete for the proposed action, a batch plant would be constructed within the cantonment area. The batch plant would either be sited at the south end of the runway, east of the south overrun area (Section 2.5.10) as a temporary facility.

**Description of the Proposed Action and Alternatives**

**2.5.6 Installation and/or Construction of Lighting and Appurtenant Structures**

To support runway operations lighting and appurtenant structures would be installed and/or constructed. All pavement markings would be repainted according to Airfield and Heliport Marking (UFC 3-260-04; DOD, 2018).

**2.5.6.1 Upgrades to Existing Lighting Systems**

The existing Runway 21R/03L lighting system consists of runway edge lights, taxiway edge lights, threshold light bars, precision approach path indicators, and supporting conduits, base cans, and cables. The proposed lighting system would upgrade runway edge lights to high intensity runway edge lighting that would be installed relative to the new 150 ft wide runway. Runway edge light fixtures would be installed 5 ft outside the defined runway edge marking to align with the threshold bar light fixtures and spaced evenly between threshold bars no more than 200 ft apart. Threshold/End Light Bars would be completely replaced (conduit, light bases, foundations, cable, fixtures). The new threshold light bar would be installed a maximum of 10 ft in front of the runway threshold (approach side). Taxiway edge lights included in the project limits would be re-configured to align with new geometry changes. Recently installed LED taxiway edge lights would be salvaged and re-installed on new base cans. New Precision Approach Path Indicator (PAPI) systems would be installed for Runways 21R/03L. The PAPI's would have a visual range of at least 3 miles during the day and up to 20 miles at night. New Runway End Identifier Lights (REILs) would be installed for both ends of the runway and connected to the runway edge lighting circuit. REILs would be installed between 40 and 100 ft from the runway edge and in line with the threshold bar. New runway lighting would use incandescent fixtures. New taxiway lighting and signage would use LED. In general, the lighting system layout and wiring would be designed in compliance with Visual Air Navigation Facilities (UFC 3-535-01; DOD, 2017) and Design Drawings for Visual Air Navigation Facilities (UFC 3-535-02; DOD, 2018).

To support lighting upgrades new duct bank would be constructed with PVC conduits placed into trenches with spacers to hold the conduits in place. The new duct bank would be adjacent to Runway 21R/03L. All duct banks would be concrete encased and constructed with a minimum 24-inch soil cover. To the extent practicable, excavated soils would be re-used on site. However, like all other soils in the project, should these soils be found unsuitable for reuse due to contamination with PFAS or other substance above the applicable risk threshold level, this soil would be disposed of at a permitted facility. Marker tape would be installed above the duct bank. New handholes, or Type B Junction Can Plazas and duct bank systems, would be installed throughout the airfield to provide conduits for all the new airfield lighting systems.

**2.5.6.2 New Lighting Systems**

There is no existing approach lighting system for the 03L end of Runway 21R/03L. Installation of CAT-I or CAT-II would require acquisition of an easement of 1.2 acres of land to accommodate the new runway approach lights. The land needed is privately held and is currently zoned residential.

#### **Description of the Proposed Action and Alternatives**

A superimposed landing zone with both overt (white spectrum) and covert (red spectrum) lighting for a 90' wide by 3,500' ft long landing zone would be installed. The new superimposed landing zone lighting system would be installed and suitable for use by C-17 and C-130 aircraft. Lights would be unidirectional with both incandescent and infrared semi-flush in-pavement light fixtures. Concrete-encased conduits and cables would be connected to existing regulators.

##### **2.5.6.3 Signs and Structures**

New runway distance remaining, hold, runway exit, and guidance signs would be installed on new foundations. In accordance with UFC 3-535-01 (US DOD, 2021) requirements, runway distance remaining signs would be placed 50 to 75 ft from the runway edge to the inside edge of the sign. Supporting electrical cables would be installed in new concrete-encased conduits and connected to runway edge lighting circuits. Existing wind cones for Runway 21R/03L would be removed and replaced with new LED wind cones for each approach end and tied into the lighting circuitry. Paved housekeeping pads surrounding the sign foundations would be included to facilitate mowing around signs.

##### **2.5.7 Clearance of Vegetation**

To facilitate construction, vegetation surrounding the runway may have to be removed. No trees or shrubs currently exist in the proposed construction footprint. All vegetation that would be removed is limited to grass and similar herbaceous species. Only the minimum amount of vegetation necessary to complete the construction will occur for this action. Work limits are expected to extend out to the existing edge of the pavement on the southeast side of the runway, and 130 feet beyond it on the northwest side of the runway. Approximately 9.25 acres would be cleared at the southern overrun to allow for a temporary batch plant. Areas that would be cleared are shown in Figure 2-7.

##### **2.5.8 Construction Schedule, Access, Haul Routes and Staging Area**

Construction would occur year-round and would be expected to take approximately two full years to complete. Normal workdays would be Monday through Friday, excluding federal holidays, from 0730-1630, however work may occur 24 hours a day, seven days a week, when necessary to minimize impacts to airfield operations.

Construction vehicles would enter Travis AFB through the South Gate. The primary access to the airfield would be at the south end on an existing old roadbed leading to the south overrun from the perimeter road. The contractor would be required to follow the haul routes from the South Gate, around the perimeter road, and onto the airfield on the south end. Where haul routes cross active airfield pavements, the contractor would control construction traffic with flaggers posted on either side of the crossing point. The flaggers would be in radio contact with the air traffic control tower to deconflict construction traffic with aircraft traffic. The contractor would be responsible for maintaining control to the airfield throughout construction to prevent unauthorized vehicles from entering the airfield environment.



**Description of the Proposed Action and Alternatives**

The staging area for contractor offices, parking and storage would be either on the north side of Ellis Drive, near the ammunition storage area or at the southwest corner of Hangar Road and Ragsdale Street. The contractor batch plant area would be at the south end of the runway, west of the south overrun (Section 2.5.9). Personal vehicle parking would only be permitted in the staging or batch plant area, with only company vehicles allowed on the airfield.

**2.5.9 Alternative 1: Reconstruction of the Runway with a Temporary Batch Plant (Proposed Action)**

Under Alternative 1, Proposed Action, Travis AFB would reconstruct Runway 21R/03L in place in its entirety as described in Sections 2.5.1 through 2.5.8. A temporary PCC batch plant would be constructed at the south end of Runway 21R/03L, south of the south runway safety area (Figure 2-8).

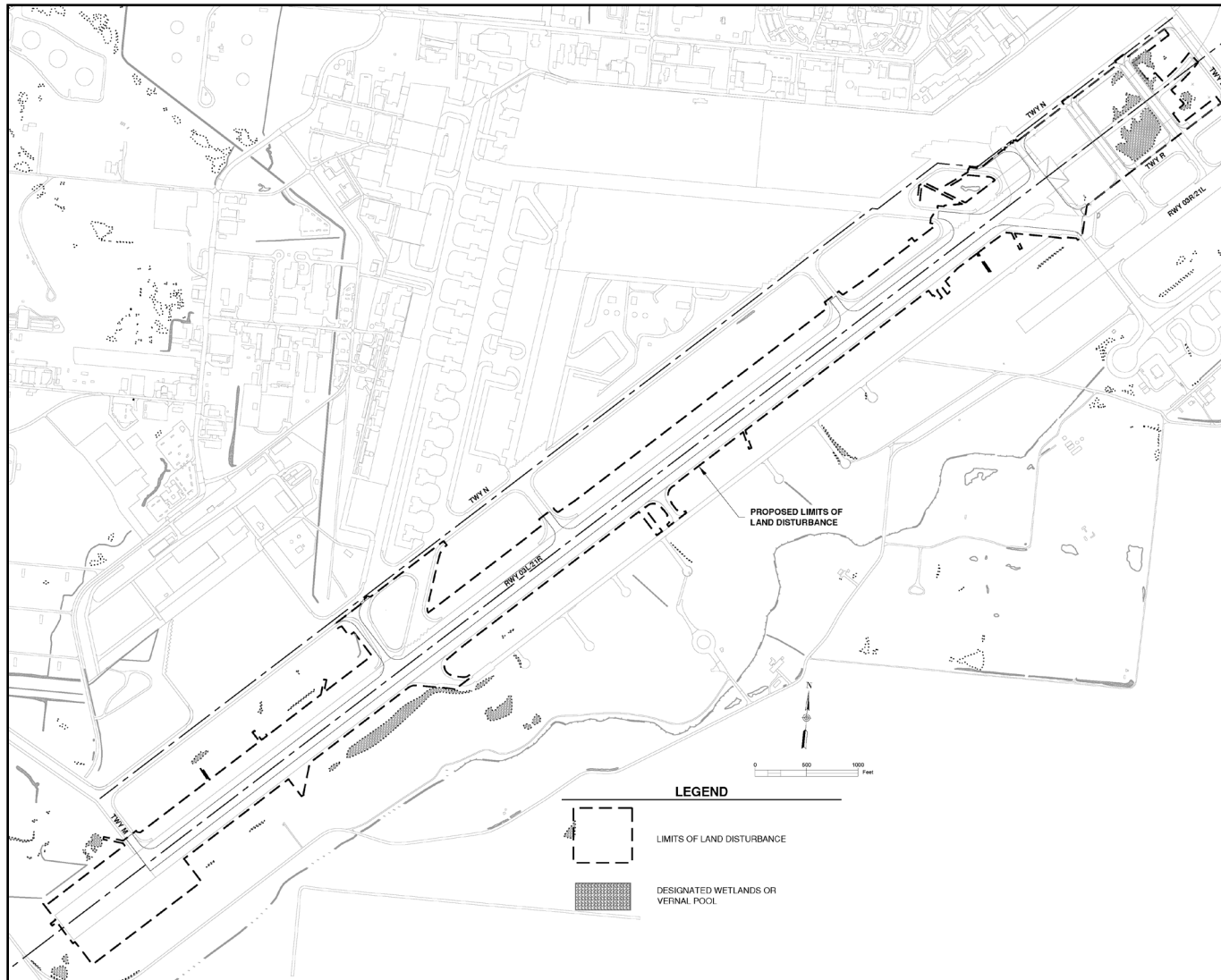
Construction of a temporary batch plant would require grading and leveling the temporary site. Since the site would be temporary, it would remain compacted dirt, and covered in gravel to reduce erosion. Contractor staging and office areas would be constructed on an existing paved lot south of Ragsdale Street south of the V Street intersection and west of the aircraft maintenance hangars and on an existing gravel lot at the northeast corner of the Hangar Road – Ragsdale Street intersection (Figure 2-7). The site would be sized to accommodate storage for raw and finished material storage areas, equipment parking areas, and lay down areas. Electrical and water for the operation of the temporary batch plant would be tied into existing adjacent lines.

Aggregate would be transported to the project area in belly type trucks from an off-site approved quarry, or from reutilized on-site material. While the quarry to be used has not been determined, a list of commercial quarries in the area is summarized in Table 2-3. Access would be via the route shown in Figure 2-7. Once ready for placement, the concrete would be transported by truck, from the batch plant site to its destination, depending on the distance from the batch plant.

Upon completion of the project, approximately 2 years, the batch plant would be removed, and the site would be regraded to turf.

**Final Environmental Assessment for  
Reconstruction of Runway 21R/03L at Travis Air Force Base, California**

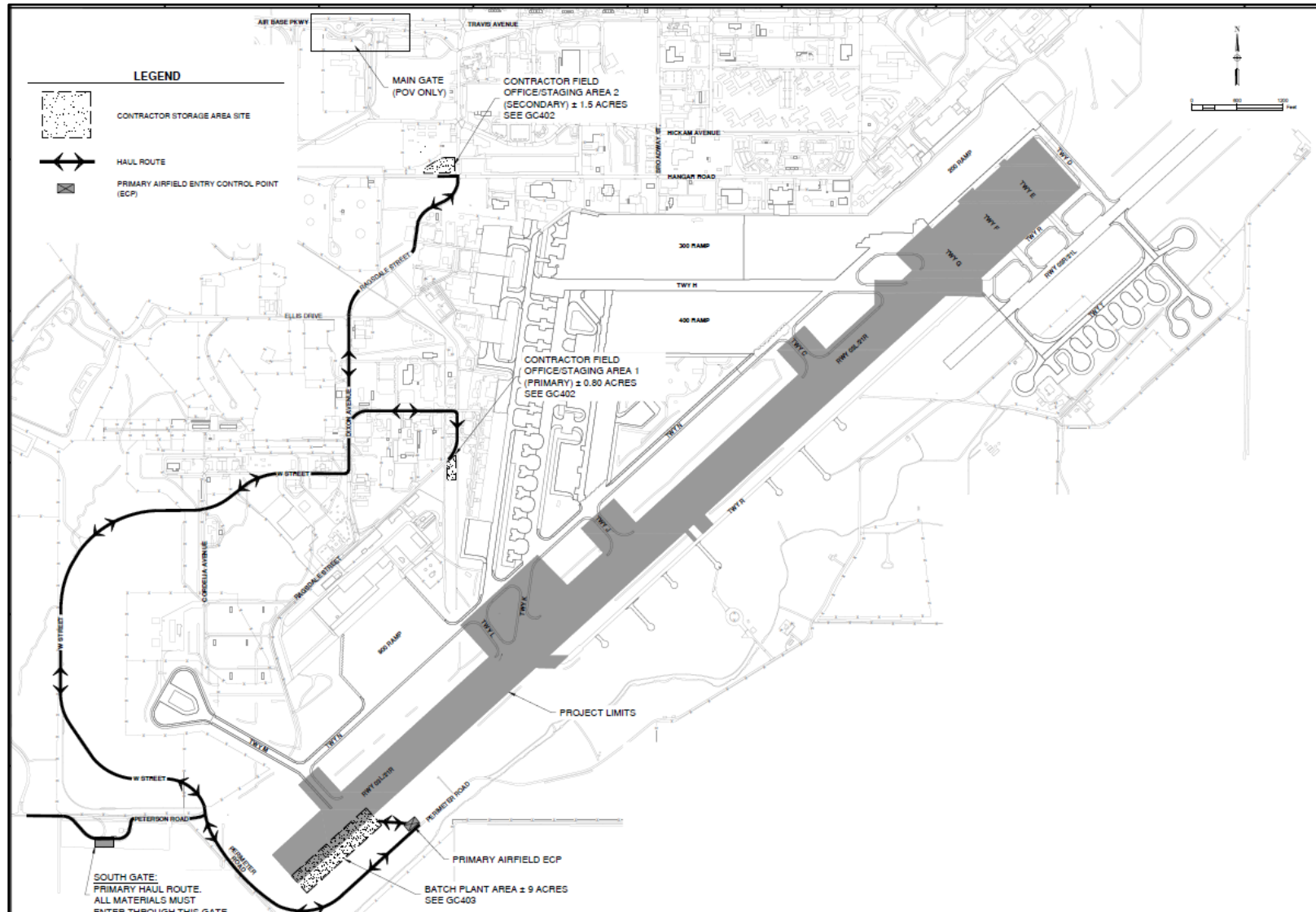
**Description of the Proposed Action and Alternatives**



**Figure 2-7: Showing proposed limits of land disturbance under Alternative 1**

**Final Environmental Assessment for  
Reconstruction of Runway 21R/03L at Travis Air Force Base, California**

**Description of the Proposed Action and Alternatives**



**Figure 2-8: Temporary batch plant location, staging, access, and haul routes under Alternative 1**

**Final Environmental Assessment for  
Reconstruction of Runway 21R/03L at Travis Air Force Base, California**

**Description of the Proposed Action and Alternatives**

**Table 2-3: Quarries near the Proposed Project Area**

<b>Name of Quarry</b>	<b>Distance from Proposed Project Location</b>	<b>Types of Materials Offered</b>
Vulcan Materials Company	23 miles	Gravel, sand, crushed stone
Bertinoia Winters Aggregate	20 miles	Gravel, sand, crushed stone
CEMEX- Cache creek sand and gravel	32 miles	Gravel, sand, crushed stone, cement, ready-mix
Eagle Rock Aggregates	40 miles	Gravel, sand, crushed stone
Teichert Aggregates	21 miles	Gravel, sand, crushed stone

**2.5.10 Alternative 2: No-Action Alternative**

Under the No Action Alternative, the proposed reconstruction of Runway 21R/03L at Travis AFB would not proceed. Under this alternative, Travis AFB would be unable to maintain full mission readiness or support unrestricted, full-time airfield operations in inclement weather conditions. Eventually, the ongoing deterioration of the pavement surface of Runway 21R/03L would render the runway unfit for use, as minor maintenance actions are insufficient to restore the runway to full functionality, and the runway would be decommissioned in place. This would permanently impact airfield operations at Travis AFB by hampering the airfield's ability to support all-weather operations, and the airfield would be unable to support current and expected future airfield operations levels.

The No-Action Alternative cannot be considered a reasonable course of action as it fails to address the purpose of and need for the action as described in Chapter 1. However, it will be carried forward for further analysis, consistent with CEQ regulations, to provide a baseline against which the impacts of the proposed action and alternatives can be assessed.

**Affected Environment**

### **3.0 AFFECTED ENVIRONMENT**

This section describes the environmental resources and aspects that could be affected as a result of implementing any of the alternatives carried forward. Throughout this EA, the area that could be physically disturbed via construction, renovation, demolition, and/or staging is referred to as the “Proposed Project Area”. The term “affected environment” is used to describe the complete geographic scope of potential consequences for the resource area. For most of the resource areas, the affected environment is confined to the boundaries of Travis AFB. However, for some resources, such as noise, air quality, and socioeconomics, the affected environment extends into surrounding communities with a varying extent unique to that specific resource.

Resource information for this EA was obtained through review of existing environmental documents, available Geographic Information System data, field observations, and communications with Travis AFB staff, regulatory agencies, and other agencies and organizations. Information is presented to the level of detail necessary to provide a frame of reference about conditions that prevail currently or existed in the recent past, and to support the analysis of potential impacts in Section 4.

#### **3.1 SCOPE OF THE ANALYSIS**

The potentially affected human environment is interpreted comprehensively to include natural, cultural, socioeconomic, and physical resources and the relationship of people with those resources (40 CFR § 1508.14). Information presented in this section serves as a baseline from which to identify and evaluate any individual or cumulative changes to the human environment likely to result from implementation of the alternatives carried forward for analysis; Alternative 1 (Proposed Action), and the No Action Alternative.

Qualified technical subject matter experts examined each action component for potential effects on each resource area, considering the scope of the action and available resource information. The examination resulted in certain resources being dismissed from detailed analysis. Regardless of the alternative selected, resources dismissed from detailed analysis would not be affected by any of the alternatives proposed and are therefore not discussed in detail in this EA.

#### **3.2 RESOURCES NOT CONSIDERED IN DETAIL**

The following sections describe those resource areas not carried forward for a detailed analysis, along with the rationale for their elimination.

##### **3.2.1 Visual, Scenic, and Aesthetic Resources**

Visual and aesthetic resources include natural and manmade physical features that provide the landscape its character and value as an environmental resource. The nearest scenic vista is 18 miles from the installation. There are no surrounding land uses which rely upon or utilize scenic resources. In general, the airstrip, where the proposed action would take place is typically subjected to military industrial uses. No permanent changes to the overall use or general appearance of the airstrip or surrounding area are proposed under this project. Base residents and users are

#### Affected Environment

accustomed to the presence of heavy machinery in these areas and would not likely be disrupted by the proposed temporary work. Persons not on base would not likely be able to see the work, therefore there is a low likelihood of disrupting off base scenic resources.

### **3.2.2 Environmental Justice and Protection of Children**

EO 12898, Federal Actions to Address Environmental Justice in Minority and Low-Income Populations, directs federal agencies to take the appropriate and necessary steps to identify and address disproportionately high and adverse effects of federal projects on the health or environment of minority and low-income populations to the greatest extent practicable and permitted by law.

All of the alternatives analyzed would occur within Travis AFB boundaries. No residences are located within the disturbance area of any of the alternatives analyzed and no minority or low-income populations in the surrounding area would be affected by the construction of any of the analyzed alternatives. The nearest residential area to the Proposed Action is approximately 1 mile to the northeast.

The Proposed Action would generate some additional traffic on Travis AFB during construction operations; however, the additional traffic would not be located near residential areas. Traffic would enter and exit the Base from the South Gate (Figure 2-7), located south of the cantonment area in the vicinity of the airfield and in industrial areas of the Base. After exiting the base, traffic would be directed along Petersen Road, to Walters Road, and then to Highway 12. Traffic would enter the base through the same roadways. Residences exist near the junction of Petersen and Walters Road, but truck traffic does not utilize residential roads and largely bypasses communities. All roads used are major thoroughfares, highways, or agricultural/industrial roads which are regularly used for truck and heavy equipment traffic.

Hazardous wastes produced at the site during construction and operation would not pose a disproportionate risk to minority populations. They would be managed and disposed of in accordance with applicable regulations and the *Travis AFB Integrated Solid Waste Management Plan* (Travis AFB, 2007) and the *Hazardous Waste Management Plan* (Travis AFB, 2004). The Proposed Action would not disproportionately affect minority populations, low-income populations, or children.

### **3.2.3 Land Use**

No change in land use designation would be required with implementation of any of the proposed alternatives. Permanent impacts of any of the proposed alternatives would be confined to the boundaries of the installation. Therefore, no impact on existing land use would occur and this resource category was eliminated from further analysis.

**Affected Environment**

**3.2.4 Recreation**

There are no publicly accessible recreation areas in the footprint of the proposed project area or any of the alternatives. The nearest recreation center is the Lambrecht Sports complex, approximately half a mile from the proposed project site. The complex contains four fully fenced and lighted fields, batting cages, and a clubhouse. While construction of the project may cause temporary light, noise, and traffic disturbance noticeable from the sports complex, these effects would be temporary and short term. Access to, or use of, the recreation area would not be curtailed due to the completion of any of the proposed alternatives. Therefore, no impact on recreation use would occur, and this resource category was eliminated from further analysis.

**3.2.5 Socioeconomics**

Socioeconomic resources include the population, income, employment, and housing conditions of a community or region of influence. While the construction of the proposed project could increase employment opportunities temporarily, these jobs would terminate when the construction is complete. Runway renovations would not permanently impact the permanent number of jobs available and would therefore be unlikely to affect regional population, housing, or income levels.

**3.2.6 Wilderness**

No federally or state designated wilderness areas exist in the vicinity of the proposed project area or alternatives. Therefore, no impacts to wilderness would occur.

**3.3 AIRSPACE/AIR INSTALLATION COMPATIBLE USE ZONE (AICUZ) AND AIRFIELD OPERATIONS**

Airfield operations refer to any takeoff or landing at Travis AFB; these activities may be either part of a training maneuver or defense-related operations. Travis AFB has established several clearance zones, in accordance with UFC 3-260-01. Clearance zones are imaginary surfaces developed to promote safe operations in the airfield vicinity and include the following:

- **Primary Surface** – extends 200 feet beyond each end of the runway and 1,000 feet on both sides of the runway centerline.
- **Clear Zone** – extends 3,000 feet from the end of the runway and 1,500 feet on either side of the runway centerline.
- **Accident Potential Zones I and II** – Accident Potential Zone I extends 5,000 feet from the clear zone; accident Potential Zone II extends an additional 7,000 feet from the edge of Accident Potential Zone I.

#### Affected Environment

- **Approach/Departure Clearance Surface** – established to ensure safe landing/takeoff of aircraft at Travis AFB. The inclined surface, which is 2,000 feet wide at one end of the runway and 16,000 feet wide at the opposite end, extends 50,000 feet outward from the runway, at a slope of 50:1 along the runway centerline, to an elevation of 500 feet above ground surface. Activities are restricted in this area to ensure safe aircraft operations. Restricted activities include those that penetrate the clearance surface, release substances into the atmosphere that could reduce visibility or impair pilots' vision (e.g., smoke, dust, and light emissions), produce emissions that could affect aircraft operation (e.g., communication or navigational equipment), or could attract birds.
- **Transitional Imaginary Surface** – an inclined surface extending outward and upward, beginning at 1,000 feet from the runway centerline, at right angles to the centerline, at a slope of 7:1.
- **Taxiway Clearance Line** – extends 200 feet from the taxiway centerline. No obstacles, fixed or mobile, are allowed within this zone.

### 3.4 AIR QUALITY AND CLIMATE CHANGE

Air resources are defined as breathable and surrounding gases in a given area to include the upper atmosphere. Air resources include volumes which may be polluted by substances which are directly harmful to human health, such as ozone, or indirectly harmful to human health and well-being, such as greenhouse gases. Travis AFB is in central Solano County, which is at the eastern edge of the San Francisco Bay Area Air Basin (Basin). The Basin extends from Napa County in the north to Santa Clara County in the south. The Basin is under the jurisdiction of the Bay Area Air Quality Management District (BAAQMD) as mandated by the California Air Resources Board (ARB).

Climate change is a long-term shift in the mean and variability of meteorological variables. In conventional terms, climate change refers to the rise in global temperatures from the mid-20th century to present. One cause of contemporary climate change is an increase in greenhouse gasses (GHG) including carbon dioxide (CO<sub>2</sub>), methane (CH<sub>4</sub>), nitrous oxide (N<sub>2</sub>O), and water vapor. Increases in GHG emissions can exacerbate climate change. Climate change can likewise have effects on the implementability and longevity of projects.

#### Regional Climate

In general, California has a Mediterranean climate, with mild wet winters and hot dry summers. Inland valleys tend to have more extreme temperatures than the coast, experiencing hotter summers and colder winters. The climate in which the installation exists was described in the Travis AFB INRMP (2019). The mean annual temperature is 60 degrees Fahrenheit (°F). The lowest temperatures occur in January, with a mean low temperature of 37.6°F. The highest temperatures occur in July, with a mean high temperature of 89.0°F. The monthly mean relative humidity typically ranges from 50



### Affected Environment

percent in June to 77 percent in January. The mean annual relative humidity is 60 percent. Precipitation is approximately 22.7 inches per year.

Travis AFB is located in an inland valley near the coast and is subject to numerous wind events. Winds originating over the Pacific Ocean from the north and west funnel through the Carquinez Strait during the summer and can reach deep into the central valley depending on the presence and strength of the inversion layer. Winds tend to flow from the west at 15 to 20 miles per hour and are typically strongest in the afternoon. Travis AFB occasionally experiences easterly winds generated in the Central Valley.

Adverse conditions for air pollution can be created under a number of conditions. One such condition occurs primarily in summer and fall when high pressure over the Pacific Coast diminishes the regular westerly winds. Under this regime, temperatures are warm, winds light, and an elevated inversion restricts vertical dilution. These conditions result in peak ozone concentrations, and typically last three to five days. The second weather pattern is high pressure in the winter. Light or calm winds combined with a ground-based radiation inversion severely restrict dilution of pollutants in the evening and night hours. Under these conditions, emissions from automobiles, together with fireplace and woodstove emissions, cause peak concentrations of carbon monoxide. In addition, recent increases in wildfire activity have also routinely contributed to poor air quality with respect to particulate matter from approximately August through November yearly.

### Current Air Quality Conditions

The Basin has been assessed for compliance with California Ambient Air Quality Standards (CAAQS) and National Ambient Air Quality Standards (NAAQS). Three air quality designations can be given to an area for a pollutant:

- **Nonattainment:** Ambient air quality monitoring data indicate that standards have not been consistently achieved.
- **Attainment:** Air quality standards are not being violated.
- **Unclassified:** There is not enough monitoring data to determine whether the area is in nonattainment or attainment.

Relevant ambient air quality standards are listed in Table 3-1, with the area's respective attainment status. The area where Travis AFB is located, the San Francisco Bay Area portion of the Solano County, is designated nonattainment for state ozone (O<sub>3</sub>) standards, particulate matter less than 10 micrometers in aerodynamic diameter (PM<sub>10</sub>) and particulate matter less than 2.5 micrometers in aerodynamic diameter (PM<sub>2.5</sub>) (BAAQMD, 2017). For federal standards, San Francisco Bay Area is designated nonattainment for 8-hour O<sub>3</sub> and 24-hour PM<sub>2.5</sub>. All other criteria pollutants are designated attainment or are unclassified. Although monitoring data shows that the Bay Area meets national and state standards for PM<sub>2.5</sub>, the Bay Area is still formally designated as non-attainment for several PM<sub>2.5</sub> standards. Regarding the national

**Final Environmental Assessment for  
Reconstruction of Runway 21R/03L at Travis Air Force Base, California**

**Affected Environment**

standards, the non-attainment designation will continue to apply until the Air District submits, and the USEPA approves, a redesignation request and a maintenance plan.

**Conformity Rule**

According to USEPA's General Conformity Rule (40 CFR §51, Subpart W), any proposed federal action with the potential to cause violations in a NAAQS in a nonattainment or maintenance area must undergo a site-specific conformity analysis to determine if de minimis thresholds could be exceeded. For projects not within nonattainment or maintenance areas, an analysis is conducted to determine if net annual emissions from a proposed management action or project are likely to remain below applicable de minimis thresholds. If it is possible that de minimis thresholds could be exceeded, a CAA Conformity Determination is required to ascertain if emissions coincide with the approved State Implementation Plan (SIP). Failure to conform to the SIP would exclude a proposed project from further consideration.

**Final Environmental Assessment for  
Reconstruction of Runway 21R/03L at Travis Air Force Base, California**

**Affected Environment**

**Table 3-1: Air Quality Standards for Travis Air Force Base**

Pollutant	Averaging Time	CAAQs		NAAQs	
		Standard	State Attainment Status	Standard	Federal Attainment Status
Ozone	1 Hour	0.09	Non-attainment	-	Non-attainment
	8 Hour	0.070		0.070	
Carbon Monoxide	1 Hour	20 ppm	Attainment	35 ppm	Attainment
	8 Hour	9.0 ppm		9 ppm	Attainment
Nitrogen Dioxide	1 Hour	0.18 ppm	Attainment	0.100 ppm	-
	Annual*	0.030 ppm		0.053 ppm	Attainment
Sulfur Dioxide	1 Hour	-	Attainment	0.075 ppm	Attainment/ Unclassified
	24 Hour	0.04 ppm		-	
	Annual*	-		0.030 ppm (80 µg/m <sup>3</sup> )	
PM 10	24 Hour	50 µg/m <sup>3</sup>	Non-attainment	150 µg/m <sup>3</sup>	Unclassified
	Annual*	20 µg/m <sup>3</sup>		-	
PM 2.5	24 Hour	-	Non-attainment	35 µg/m <sup>3</sup>	Attainment/ Unclassified
	Annual*	12 µg/m <sup>3</sup>		12.0 µg/m <sup>3</sup>	Non-attainment
Sulfates	24 Hour	25 µg/m <sup>3</sup>	Attainment	-	-
	30-day average	1.5 µg/m <sup>3</sup>		-	
Lead	Calendar Quarter	-	-	1.5 µg/m <sup>3</sup>	Attainment
	Rolling 3 Month Average	-		0.15 µg/m <sup>3</sup>	
Hydrogen Sulfide	1 Hour	0.03 ppm (42 µg/m <sup>3</sup> )	Unclassified	-	-
Vinyl Chloride (Chloroethene)	24 Hour	0.010 ppm (26 µg/m <sup>3</sup> )	-	-	-
Visibility Reducing Particles	8 Hour (10:00 to 18:00 PST)	**	Unclassified	-	-

*Attainment status is for the San Francisco Bay Area portion of Solano County;*

*µg/m<sup>3</sup> = micrograms per cubic meter*

*\*Annual arithmetic mean; certain areas only*

*\*\* Statewide VRP Standard (except Lake Tahoe Air Basin): Particles in sufficient amount to produce an extinction coefficient of 0.23 per kilometer when the relative humidity is less than 70 percent. This standard is intended to limit the frequency and severity of visibility impairment due to regional haze and is equivalent to a 10-mile nominal visual range. Sources: USEPA, 2017 BAAQMD, 2019.*

**Final Environmental Assessment for  
Reconstruction of Runway 21R/03L at Travis Air Force Base, California**

**Affected Environment**

Table 3-2 lists the number of days when pollutant concentrations exceeded NAAQS or CAAQS in the Basin from 2010 to 2019 for state and federal criteria pollutants. From 2010 to 2019 there were no exceedances of CO or SO<sub>2</sub> for the federal or state standards. NO<sub>2</sub> levels exceeded the federal standards twice during the ten-year period, with no exceedances of state standards.

Concentrations of O<sub>3</sub> exceeded the NAAQS (8-hour) and CAAQS (1-hour and 8-hour) every year in the Basin from 2010 to 2019. The State 8-hour standard was exceeded on 12 days in 2015 in the Air District; most frequently in the Eastern District (Livermore, Patterson Pass, and San Ramon). PM<sub>10</sub> levels exceeded federal standards only once but exceeded state standards in nine out of ten years. National PM<sub>2.5</sub> standards were also exceeded in nine out of ten years.

**Table 3-2: Exceedances of Criteria Pollutants Recorded in the Last 10 years in the BAAQMD**

Ten Year Bay Area Air Quality Summary Days Over Current Standards												
	Standard Exceeded	Period	2010	2011	2012	2013	2014	2015	2016	2017	2018	2019
O <sub>3</sub>	Federal	8 Hour	11	9	8	3	9	12	15	6	3	9
	State	1 Hour	8	5	3	3	3	7	6	6	2	6
		8 Hour	11	10	8	3	10	12	15	6	3	9
CO	Federal	1 Hour	0	0	0	0	0	0	0	0	0	0
		8 Hour	0	0	0	0	0	0	0	0	0	0
	State	1 Hour	0	0	0	0	0	0	0	0	0	0
		8 Hour	0	0	0	0	0	0	0	0	0	0
NO <sub>2</sub>	Federal	1 Hour	0	0	1	0	0	0	0	1	0	0
	State	1 Hour	0	0	0	0	0	0	0	0	0	0
SO <sub>2</sub>	Federal	1 Hour	0	0	0	0	0	0	0	0	0	0
	State	24 Hour	0	0	0	0	0	0	0	0	0	0
PM <sub>10</sub>	Federal	24 Hour	0	0	0	0	0	0	0	0	1	0
	State	24 Hour	2	3	2	6	2	1	0	6	6	5
PM <sub>2.5</sub>	Federal	24 Hour	6	8	3	13	3	9	0	18	18	1

The closest O<sub>3</sub> monitoring station is about 5 miles north of Travis AFB, at 2012 Ulatis Drive in Vacaville, Solano County. At this monitoring station, 8-hour O<sub>3</sub> concentrations ranged from 0.004 to 0.093 ppm from 2010 to 2019, exceeding the NAAQS for 5 of the 10 years (ARB, 2019). Since Ozone is not directly emitted from pollution sources but is formed in the atmosphere through chemical reactions between hydrocarbons and nitrogen oxides in the presence of sunlight, exceedances are generally due to a combination of meteorological conditions, such as presence of an inversion layer along with increases in vehicle emissions during the summer.

The closest PM<sub>10</sub> monitoring station is at 650 Merchant Street in Vacaville. At this monitoring station, the measured 24-hour PM<sub>10</sub> concentrations ranged from 1.0 to 237.7 µg/m<sup>3</sup>, exceeding the CAAQS in 3 of the 10 years since 2010. The 24-hour PM<sub>10</sub>

**Final Environmental Assessment for  
Reconstruction of Runway 21R/03L at Travis Air Force Base, California**

**Affected Environment**

NAAQS was exceeded only once in the last 10 years (ARB, 2019). PM<sub>2.5</sub> concentrations are monitored at 304 Tuolumne Street in Vallejo. Measured 24-hour PM<sub>2.5</sub> concentrations ranged from 0.0 to 250.3. Exceedances of the federal standard were observed in 9 of the 10 monitoring years. Combustion of fossil fuels and wood (primarily residential wood-burning) and dust are the primary sources of PM in the region. Exceedances are typically caused by combination of stable ambient conditions and low mixing heights during the wood burning season. In addition, prevailing easterly winds can elevate PM<sub>2.5</sub> levels high enough to cause an exceedance due to pollutant loads transported from the Central Valley. Overall, however, emissions and ambient concentrations of PM have both been greatly reduced in recent years, with the exception of high wildfire years. As a result, the Bay Area currently meets national and state standards for both daily and annual average levels of PM<sub>2.5</sub>.

**Greenhouse Gases**

Greenhouse gases (GHGs) include naturally occurring (biogenic) and anthropogenic gases that trap heat in the earth's atmosphere, creating a process known as the greenhouse effect. The accumulation of GHGs in the atmosphere influences the long-term range of average atmospheric temperatures. Sharp rises of GHGs over the last century and a half have led to higher overall worldwide temperatures, reduced snowpack in the higher elevations, greater fluctuations of temperature and precipitation, sea level rise, and more frequent and severe extreme weather events. In the United States, the main source of GHG emissions is transportation (includes all sources), followed closely by electricity generation (USEPA, 2020). Likewise, in California, transportation sources make up the largest category of GHG-emitting sources, followed by electricity generation. In 2018, the most recent year for which data are provided, the annual California statewide GHG emissions were 425.3 million metric tons of carbon dioxide equivalent (CO<sub>2</sub>e) (ARB, 2018).

**Baseline Air Emissions**

The current level of air emissions within a region represents the baseline emissions. For Solano County and California, the most recent available baseline emissions levels were obtained from the National Emission Inventory (NEI) as provided by USEPA in 2017 (Table 3-3). Solano County contributes to about 1 percent of California's overall emissions.

**Table 3-3: Current Air Emissions in the County and State**

Location	Emissions (tons/year)						
	CO	NO <sub>x</sub>	PM <sub>10</sub>	PM <sub>2.5</sub>	SO <sub>2</sub>	VOC	GHG's
Solano County	29,365	7,144	4,936	2,200	156	9,621	3,104,100 <sup>D</sup>
California	5,730,651	505,311	797,137	455,356	50,050	1,482,749	425,300,000

(A) County level emission totals reported in tons per year from the 2017 NEI.  
(B) State totals reported in tons per year from the 2017 NEI, note that Air District totals were not available in the 2017 data.  
(C) GHG emissions reported as CO<sub>2</sub> equivalent.  
(D) Note that 2014 values were used as 2017 data was not available.  
\*\* Air basin could be a smaller unit of analysis for ROI in lieu of the state, basin data is no longer aggregated by USEPA

## Affected Environment

### 3.5 BIOLOGICAL / NATURAL RESOURCES

Biological resources include living organisms such as vegetation or wildlife that could be affected by proposed project activities. Travis AFB lies at the intersection of the Central California Foothills and Coastal Mountains and the Central California Valley ecoregion (USEPA, 2017). The Coastal Mountains and Foothills are defined by chaparral and oak woodlands interspersed with perennial grasslands. Much of this landform has been used for ranching at some point during its history. By contrast, the Central California Valley ecoregion is generally uniformly flat, heavily cultivated, and has little remaining natural habitat.

These ecoregions are sub-refined as the Suisun Terraces and Low Hills and the Yolo Alluvial Fan (USEPA, 2017). The Suisun terraces and low hills consist of the Potrero and Montezuma hills, which are characterized by mostly non-native grasslands and are used primarily for grazing and windfarms, outside of military uses. The Yolo alluvial fan contains richer soils and more moisture, and hosts oak woodlands interspersed with perennial grasslands. Areas under cultivation in this ecoregion host numerous different crops.

There are two predominant habitat types in the Proposed Action area, Northern Claypan Vernal Pools and Swales and Annual Grassland, as defined in the Travis AFB Integrated Natural Resources Management Plan (INRMP). Northern Claypan Vernal Pools and Swales are found in depressional areas throughout the Proposed Action area and are characterized by depressions, swales, or drainage features. The depressional areas hold water for short periods of time relative to active vernal pools on adjacent properties or on the western and southwestern portion of the Base. These areas are dominated by Mediterranean barley (*Hordeum marinum* ssp. *gussoneanum*), popcorn flower (*Plagiobothrys* spp.), woolly marbles (*Psilocarphus brevissimus*), Italian ryegrass (*Festuca perennis*), ripgut brome (*Bromus diandrus*), wild oat (*Avena barbata*), and filaree (*Erodium* spp.). The Annual Grassland vegetation type consists of naturalized annual grasses and weedy forbs such as wild oat, soft chess (*Bromus hordeaceus*), ripgut brome, Medusa head (*Elymus caput-medusae*), Italian ryegrass, and black mustard (*Brassica nigra*). The remainder of the proposed action area is managed turfgrass, paved, or otherwise unvegetated.

#### Special Status Species

A special status species is a species which is protected by federal and/or state law. Such species may be “endangered”, “threatened”, or “candidate” species. The ESA directs all federal agencies to participate in conservation of threatened and endangered species within their authority. ESA Section 7 requires federal agencies to consult with the USFWS to ensure that actions they fund, authorize, permit, or otherwise carry out will not jeopardize the continued existence of any listed species or adversely modify designated critical habitats. Table 3-4 lists species that potentially occur in the Proposed Action Area and has been compiled from several sources including the results of previous studies conducted on Travis AFB; information from the California Natural Diversity Database (2021); the California Native Plant Society (2021); and the

**Final Environmental Assessment for  
Reconstruction of Runway 21R/03L at Travis Air Force Base, California**

**Affected Environment**

Environmental Conservation Online System (ECOS) Information for Planning and Consultation (IPaC; 2021). Federal special status species were assessed in the Travis AFB PBO (Travis AFB, 2017b), and only species likely present based on that assessment are included. A full list of species within a five-mile radius of the Proposed Project area is available in Appendix C-1. Rare plants within a 5-mile radius are listed in Appendix C-2.

**Table 3-4: Special Status Species Potentially Present in the Affected Environment**

Special Status Species Potentially Present in the Affected Environment					
Scientific Name	Common Name	Lifeform	Federal Status	State Status	Likelihood of Presence
<i>Ambystoma Californiense</i>	California tiger salamander	Amphibian	<b>T</b>	<b>T</b>	High- recorded habitat in Proposed Project Area
<i>Branchinecta conservatio</i>	Conservancy fairy shrimp	Crustaceans	<b>E</b>	None	Low- no suitable habitat on the installation
<i>Branchinecta lynchi</i>	Vernal pool fairy shrimp	Crustaceans	<b>T</b>	None	Low- on the base, not near the Proposed Project Area
<i>Lepidurus packardii</i>	Vernal pool tadpole shrimp	Crustaceans	<b>E</b>	None	Low- on the base, not near the Proposed Project Area
<i>Lasthenia conjugens</i>	Contra Costa goldfields	Plant	<b>E</b>	Rare- 1.B1	Medium- on the installation, near the Proposed Project Area, outside the limits of disturbance
<i>Agelaius tricolor</i>	Tricolored blackbird	Bird	None	<b>T</b>	Medium- inhabits marshes
<i>Buteo swainsonii</i>	Swainson's hawk	Bird	None	<b>T</b>	Medium- could fly over, but generally nests in trees
<i>Laterallus jamaicensis coturniculus</i>	California black rail	Bird	None	<b>T</b>	Medium- Generally inhabits dense marsh
<i>Rana boylei</i>	Yellow-legged frog	Amphibian	None	<b>E</b>	Low- Occurrence is greater than 5-miles away; no suitable habitat in Proposed Project area

Note: *Bombus occidentalis* was listed as a Candidate under California Endangered Species Act (CESA) within 5 miles on November 13th 2020, the Sacramento Superior Court ruled that insects are not eligible for listing under the CESA ; *Almond Alliance of California v. California Department of Fish and Wildlife*, Sacramento Superior Court No. 34-2019-80003216

Note: **T** – Threatened; **E** - Endangered

**Final Environmental Assessment for  
Reconstruction of Runway 21R/03L at Travis Air Force Base, California**

**Affected Environment**

**Migratory Birds**

The USFWS is responsible for administering the MBTA (16 USC Section 703-711). Pursuant to the MBTA, it is illegal to take, possess, import, export, transport, sell, purchase, barter, or offer for sale, purchase, any migratory bird, or the parts (including feathers), nests, or eggs of such a bird. Parties whose activities may impact species protected under this Act are required to confer with USFWS to ensure that such activities are carried out in a manner that safeguards wildlife. Based on information from ECOS-IPaC and the Cornell Institute for Ornithology Electronic Bird Mapper, the following birds protected under the MBTA may be present in the proposed project area:

**Table 3-5: Migratory Birds Protected Under the MBTA Potentially Present in the Affected Environment**

<b>Birds Protected Under the MBTA Potentially Present in the Affected Environment</b>		
<b><u>Scientific Name</u></b>	<b><u>Common Name</u></b>	<b><u>Likelihood of Presence</u></b>
<i>Selasphorus sasin</i>	Allen's hummingbird	Low- nests in shrubs, lives in woodlands
<i>Laterallus jamaicensis</i>	Black rail * <i>Also protected under CESA (threatened)</i>	Low- Generally inhabits dense marsh, but may be found in rice or hay fields, likely only on the periphery or just outside the proposed project area.
<i>Athene cunicularia</i>	Burrowing owl	High- inhabits open grasslands, lives in burrows <sup>1</sup>
<i>Aechmophorus clarkii</i>	Clark's Grebe	Low- inhabits marshes with deep standing water, creates floating nests
<i>Geothlypis trichas sinuosa</i>	Common yellowthroat	Low- lives in scrub, nests in shrubs
<i>Melanerpes lewis</i>	Lewis's woodpecker	Low- lives in open woodlands, nests in cavities
<i>Numenius americanus</i>	Long-billed Curlew	Medium- lives in grasslands and agricultural fields, nests on the ground
<i>Picoides nuttalli</i>	Nuttall's Woodpecker	Low- lives in open woodlands, nests in cavities
<i>Baeolophus inornatus</i>	Oak titmouse	Low- lives in open woodlands, nests in cavities
<i>Selasphorus rufus</i>	Rufous hummingbird	Low- nests in trees, lives in woodlands
<i>Melospiza melodia</i>	Song sparrow	Low- lives in open woodlands, nests in shrubs

<sup>1</sup> May be present year-round



Final Environmental Assessment for  
Reconstruction of Runway 21R/03L at Travis Air Force Base, California

Affected Environment

Birds Protected Under the MBTA Potentially Present in the Affected Environment (Cont)		
<u>Scientific Name</u>	<u>Scientific Name</u>	<u>Scientific Name</u>
<i>Pipilo maculatus clementae</i>	Spotted towhee	Low- lives in scrub, nests on the ground
<i>Agelaius tricolor</i>	Tricolored blackbird * Also protected under CESA (threatened)	Medium- lives in marshes, nests in shrubs, common in agricultural fields, likely only present along the periphery of the proposed project area
<i>Sturnella neglecta</i>	Western Meadowlark	High- documented observations of ground nesting activities surrounding the airfield
<i>Numenius phaeopus</i>	Whimbrel	Not present- lives on shorelines, nests on the ground
<i>Tringa semipalmata</i>	Willet	Not present- lives on shorelines, nests on the ground
<i>Chamaea fasciata</i>	Wrentit	Low- lives in scrub habitat, nests in shrubs
<i>Pica nuttalli</i>	Yellow-billed magpie	Medium- lives in open woodlands, nests in trees, locally common in agricultural settings

Bald and Golden Eagles

The Bald and Golden Eagle Protection Act (16 USC Section 668) prohibits the “take” of bald or golden eagles, including their parts, nests, or eggs. Take under this act is defined as those activities that disturb, agitate, or bother a bald or golden eagle to a degree that substantially interferes with normal breeding, feeding, or sheltering behavior.

Both golden and bald eagles have been observed near the proposed project area (less than 1 mile) within the last five years, however, no nests have been recorded.

Invasive Species

Enacted in 2016, EO 13751 amends EO 13112 and directs Executive Branch departments and agencies to implement steps to prevent the introduction and spread of invasive species, and to eradicate and control populations of established invasive species. Invasive species are easily spread on vehicles and construction equipment. In addition, activities which move soil from one location to another could move non-native soil-borne pathogens or harbor seeds of invasive species.

## Affected Environment

### 3.6 CULTURAL RESOURCES

Cultural resources can be defined as any physical evidence or place of past human activity including the built environment such as sites, structures, objects; but also include landscapes or natural features which have significance to a group of people traditionally associated with it or containing evidence of past human activity. These areas may be designated as historic and protected by federal, state, and/or local laws. Projects that involve federal funding or permitting must comply with the provisions of NHPA, as amended (54 U.S.C. § 306108). Cultural resources are considered during federal undertakings chiefly under Section 106 of the NHPA through one of its implementing regulations, 36 CFR Part 800 (Protection of Historic Properties). Properties of traditional religious and cultural importance to Native Americans are considered under Section 101(d)(6)(A) of the NHPA. Other relevant federal laws include the American Indian Religious Freedom Act of 1978, Archaeological Resources Protection Act of 1979, and Native American Graves Protection and Repatriation Act of 1989.

#### Regional History

The region where Travis AFB is located was once inhabited by the Suisun/Patwin Indians. These early inhabitants of the region were hunter-gatherers. Deer, tule elk, and pronghorn were hunted, and fish and fowl were harvested from rivers and marshes. Acorns, buckeyes, grass-seeds, bulbs, greens, sunflower seeds, and blackberries were also part of the Suisun/Patwin diet. Remnants of the Suisun/Patwin are now considered part of the Wintun group. The Yocha Dehe Wintun Nation was federally recognized in 2009 and is composed of Patwin-speaking Wintun people who live in Capay Valley in Lake County, California. The Cortina Indian Rancheria (Kletsel Dehe Band of Wintun Indians) was established in 1907 and is based in Williams, Colusa County, California. (Travis AFB, 2016a).

The area surrounding Travis AFB is cultivated for agricultural products and used for grazing livestock. These activities were first performed during the Spanish and Mexican Period (1750–1849) and early settlement in Solano County and Travis area (1842–1880). The land occupied by Travis AFB was once public land that bordered three Mexican land grants that date to 1841. Large ranchos focused on farming and ranching existed in the region until the discovery of gold in the Sierra Nevada Mountains in 1849. (Travis AFB, 2016a).

Railroad development in Solano County and the Travis AFB area began in 1918. The first state highway in Solano County was constructed in 1912–1914, which allowed for growth in the eastern half of the county. During the Great Depression in the 1930s, farm incomes decreased by approximately 50 percent, although the area in the vicinity of Travis AFB was only marginally affected because farming there was minimal. Grazing and secondary grain cultivation was the principal land use until 1942 (Travis AFB, 2016a).

## Affected Environment

The U.S. Army established a wartime airfield near Fairfield and Suisun City, California in 1942. The Fairfield-Suisun Army Air Base became the point of embarkation for tactical bombers for the Pacific Theater and was expanded with additional acreage in 1943. After World War II, Travis AFB became an intercontinental reconnaissance and bomber installation. The Base was an important aerial transport hub and had become the Army Air Force's largest base on the West Coast. (Travis AFB, 2016a).

### Cultural Resource Investigations and Resources

Travis AFB has been surveyed for archaeological and historic resources. Ten archaeological sites have been located during the surveys: three prehistoric and seven historic sites. None of these sites were determined eligible for listing in the National Register of Historic Places (NRHP) (Travis AFB, 2016a). The *Geoarchaeological Overview and Site Sensitivity Assessment for Travis Air Force Base, Solano County, California* (Far Western Anthropological Research Group, Inc., 2017) evaluated the potential for buried sites on Travis AFB. The report concluded that 8 acres of land on the Base has a high potential for buried artifacts. Within the area of potential effect (APE) for 21R/03L, some areas of high to moderate buried sensitivity were identified.

On Travis AFB one building, building 810, has been determined eligible for listing in the NRHP with SHPO concurrence. Sources demonstrated that 3L/21R is over 50 years old and therefore meets the minimum requirements for consideration as a historic property eligible for listing on the NRHP. However, after review by a qualified historian, and with concurrence of the SHPO, runway 21R/03L was determined to be ineligible for NRHP consideration (Appendix B). Two homestead sites were identified within the APE and determined to be ineligible as they were previously destroyed by modern construction and runway activity (Travis AFB, 1996). No other extant historic properties, or Traditional Cultural Properties, have been identified within the APE (Travis AFB, 2021).

Copies of correspondence between Travis AFB, the SHPO, and Native American tribes are included in Appendix B.

## 3.7 EARTH RESOURCES

Earth resources include topography, geology, and soils. Topography refers to elevation, slope, aspect, and surface features found in a given area. Geology includes bedrock and weathered bedrock materials, while soil refers specifically to those components as integrated with biological constituents and the associated interactions.

### Topography

Physiographically, Travis AFB is in the Pacific Border physiographic province, which is a long region running along the western margin of the United States. It can be divided into two distinct types of topography: lowlands and mountains (National Park Service, 2017). Travis AFB is mostly composed of low hills that extend from the Vaca Mountains southeastward to connect with the Montezuma Hills southeast of the installation. The topography of the installation slopes gently to the south. Elevations range from

### **Affected Environment**

approximately 15 feet above Mean Sea Level (MSL) in the southwest corner to approximately 140 feet above MSL along the northern boundary (Travis AFB, 2013).

#### **Geology**

Travis AFB is located on an alluvial plain at the western edge of the Sacramento Valley segment of the Great Valley Geomorphic Province, east of the Coast Range Geomorphic Province, which consists of folded and uplifted bedrock mountains (Thomasson et al., 1960). Travis AFB is situated on Quaternary bay sediments to the north of Suisun Bay. The generalized geology at the base shows unconsolidated silty clays at the surface yielding to silts and fine sands at depths of 15 to 20 feet. The average water table at the base is 10 feet below grade (Travis AFB, 2013).

#### **Soils**

Soil develops from geologic material exposed at the earth's surface as the material is altered through physical, chemical, and biological processes. The defining characteristics of soils are imparted by the parent material and the processes that material has undergone. Soils near Travis AFB are primarily various compositions of Antioch and San Ysidro soil types. Antioch Soils are typically moderately to poorly drained clay to clay loams with slow to medium runoff, with very slow permeability. San Ysidro soils are generally well drained deep sandy loams, with slow to medium runoff, and very slow permeability.

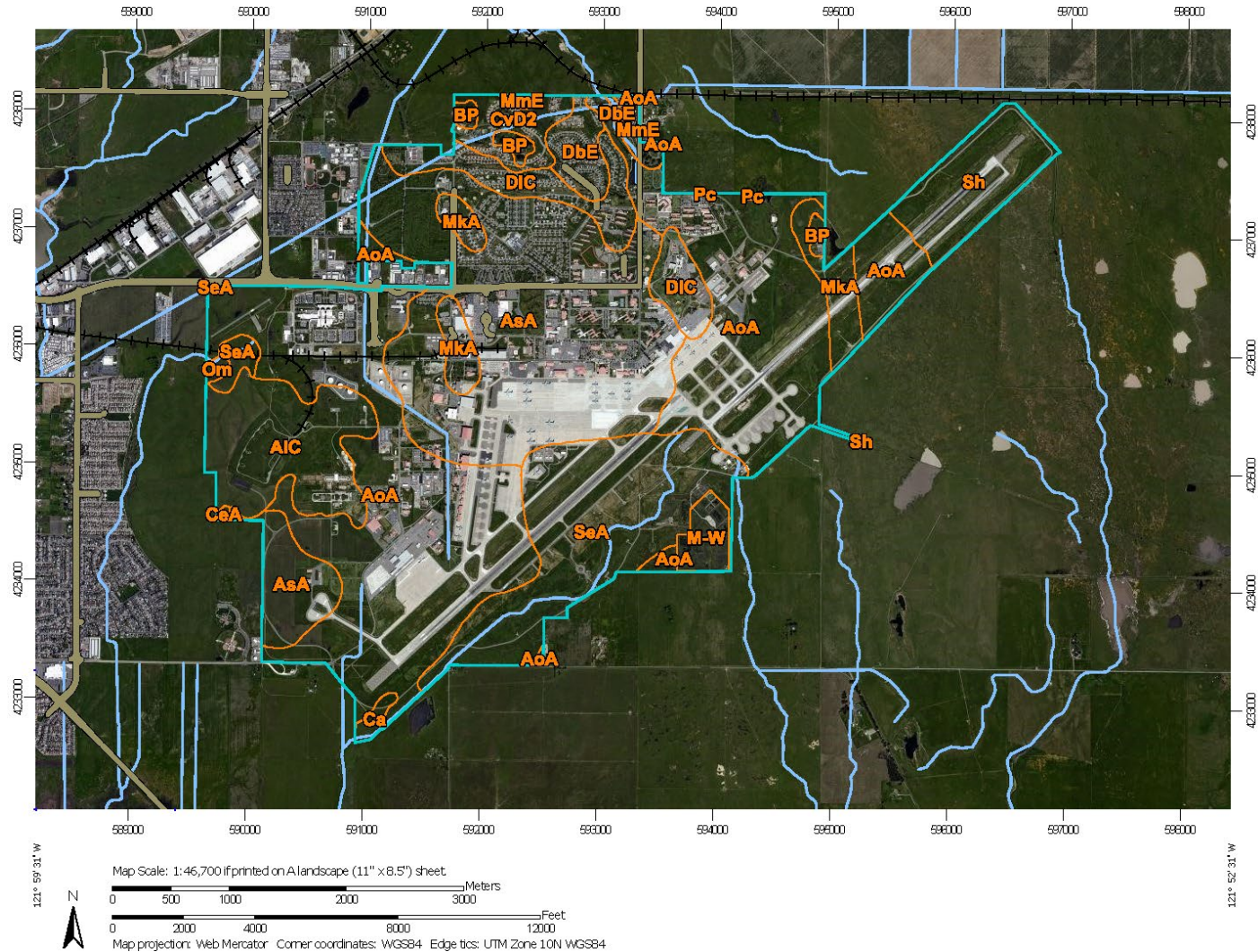
Within the Proposed Action area soils are primarily Antioch-San Ysidro complex with a small amount of San Ysidro sandy loam (Figure 3-1). None of the soils within the Proposed Action area are hydric soils. The Antioch San Ysidro complex-thick surface is a farmland soil of statewide importance.

#### **Seismicity**

Travis AFB is in the San Francisco Bay Area (Bay Area), which is susceptible to frequent earthquake activity. The Bay Area is faulted by the San Andreas, Hayward, and Calaveras Faults, which are located 20 miles or more from the Base (Travis AFB, 2006a). The USGS concluded that there is a 72 percent probability that at least one Magnitude 6.7 or greater earthquake capable of causing widespread damage could strike the Bay Area within the next 30 years (USGS, 2015). The nearest fault system to the Proposed Action area is the Vaca Fault system, which traverses the eastern portion of the Base. However, the Vaca Fault has not experienced displacement within the past 11,700 years (City of Vacaville, 2012). The Green Valley Fault, located 10 miles west of the Base, has been active within the last 200 years (City of Vacaville, 2012).

**Final Environmental Assessment for  
Reconstruction of Runway 21R/03L at Travis Air Force Base, California**

**Affected Environment**



**Figure 3-1: Soils present on Travis AFB. Map units in the Proposed Project area are as follows: AoA- Antioch San Ysidro Complex, AsA- Antioch San Ysidro Complex, SeA- San Ysidro Sandy Loam**

**Affected Environment**

### **3.8 HAZARDOUS MATERIALS / WASTES AND SOLID WASTES**

#### *Solid Waste*

A solid waste is any discarded material, as determined by the generator, that is not excluded by regulation (40 CFR §261.2). A solid waste can be gas, liquid, semi-solid or solid per Solid Waste Disposal Act (RCRA) §1004(27).

Solid waste generated at Travis AFB during fiscal year 2012 totaled 190,023 tons, including recycled waste and waste sent to a disposal facility. The amount of diverted materials (which includes composting, mulching, recycling, and reusing) averaged approximately 185,134 tons. The amount of solid waste sent to disposal facility averaged approximately 4,889 tons (Travis AFB, 2012a). Solid waste at Travis AFB is collected and disposed of by Solano County Garbage Company. The Potrero Hill Landfill site is used for solid waste disposal and would likely be used for wastes generated from the Proposed Project. The Potrero Hills Landfill is located in Suisun City, California. It has a permitted daily capacity of 4,330 tons per day, the remaining permitted capacity is 13,872,000 cubic yards, and it an estimated “cease operation date” of February 14, 2048 (CalRecycle, 2019). All solid waste is disposed of in accordance with the *Travis AFB Integrated Solid Waste Management Plan* (Travis AFB, 2007).

#### *Hazardous Materials and Hazardous Wastes*

A hazardous material (HM) is defined as any substance or material that could adversely affect the safety of the public, handlers, or carriers during transportation. Certain materials and wastes are specifically regulated by the USEPA under the Superfund Amendments and Reauthorization Act of 1986 (40 CFR §355 et seq.) All other HM designated as wastes are regulated under the Resource Conservation and Recovery Act (RCRA) Section 1004(5) which defines hazardous waste (HW) as, “A solid waste, or combination of solid waste, which because of its quantity, concentration, or physical, chemical, or infectious characteristics may (a) cause, or significantly contribute to, an increase in mortality or an increase in serious irreversible, or incapacitating reversible, illness; or (b) pose a substantial present or potential hazard to human health or the environment when improperly treated, stored, transported, or disposed of, or otherwise managed” (USEPA, 2005).

The activities conducted at Travis AFB that use most of the HM include aircraft maintenance, transportation maintenance, fueling, and equipment and facilities maintenance. These activities contribute approximately 95 percent of the total volume of HW generated at Travis AFB, including flammable solvents, contaminated fuels, and lubricants, stripping chemicals, waste oil, waste paint, absorbent materials, and outdated materials (chemicals stored beyond their expiration date) (Travis AFB, 2006a). Many of the aforementioned activities have taken place in the proposed project area, using the listed substances.

HM are ordered, stored, and used in accordance with the *Travis AFB Hazardous Material (HAZMAT) Management Procurement Procedures* (60<sup>th</sup> CES, 2017). The Base



## Affected Environment

maintains and implements the plan to comply with state, RCRA, and Air Force regulations. The plan establishes the procedures, training requirements, inspections, and record management processes for HW. Management of Hazardous Wastes on Travis AFB are governed by the installations Hazardous Waste Management Plan (Travis AFB, 2004). The primary objective of the Hazardous Waste Management Plan (HWMP) is to assign responsibilities and explain procedures for the collection, analysis, transportation, record keeping and disposal of hazardous waste. Travis AFB has one facility, Building 1365, that is permitted for long-term storage of HW. Building 1365 is managed by the 60th Civil Engineering Squadron Environmental Flight (60 CES/CEIE) and operated by contractors (Travis AFB, 2006a).

### Operable Units and Environmental Restoration Program Sites

This project overlays or is close to three sites with Land Use Controls, (LUCs) in place. These sites are documented in a Record of Decision (ROD) that was signed by the 60th AMW Commander. The ROD defines the sites on the installation and outlines remedies for these areas. An operable unit (OU) is a geographical area that contains sites with soil or groundwater contamination. There are currently two OUs on Travis AFB: the West/Annexes/Basewide Operable Unit (WABOU) and the North/East/West Industrial Operable Unit (NEWIOU). The Proposed Action is located primarily within the NEWIOU; however, some transit may occur through the WABOU (see Figure 3-2).

The Environmental Restoration Program (ERP) at Travis AFB is administered by the Air Force Civil Engineer Center (AFCEC) Installation Support Section to remediate all accident, disposal, and spill sites that might pose a potential threat to human health and welfare or the environment. ERP sites include fire protection training areas, spill sites, waste disposal sites, drum storage areas, leaking underground storage tank (UST) and piping, oil-water separators, and waste treatment plants (Travis AFB, 2013). The Proposed Action area overlaps portions of ERP sites SS016, SS029, and ST032 (see Figure 3-2) as follows:

- SS016 consists of a 7-acre parcel in the central part of the NEWIOU and consists of the Oil Spill Area; Facilities 11, 13/14, 20, 42/1941, and 139/144; and portions of the Storm Sewer Right-of-Way. The facilities within the site support flight line service equipment repair, aircraft engine repair, fuel storage, aircraft wash racks, and vehicle maintenance. Administrative controls at this site prohibit the use of groundwater for potable purposes, and restrict residential development. Prior to the 2019 LUC inspection, the base began a soil remedial action to remove the PAH contaminated soil from SS016 as described in the *Amendment to the NEWIOU Soil, Sediment and Surface Water ROD* (Travis AFB, 2019). The soil removal action was completed in March 2020. The soil removal action has been completed and regulatory approval has been received (Travis AFB, 2021).
- SS029 is in the southern portion of the NEWIOU. Site SS029 is an open field south of Taxiway R and includes an ordnance disposal range. Groundwater contamination at Site SS029 has been defined primarily as a Trichloroethylene (TCE) and cis-1,2-DCE plume that lies within the boundaries of Travis AFB. Land



**Final Environmental Assessment for  
Reconstruction of Runway 21R/03L at Travis Air Force Base, California**

**Affected Environment**

Use Controls require that groundwater is not used for potable purposes. The groundwater contamination at SS029 also poses a potential indoor air vapor intrusion risk to industrial workers, and precautions must be taken to prevent unnecessary exposure.

- Site ST032 is located within the active main runway/taxiway area of Travis AFB, directly east of and adjacent to the eastern boundary of Site SS016. Site ST032 covers approximately 22 acres and comprises two grassy, open areas surrounded by runway and taxiway pavement. Two separate contaminant plumes are present in this site. Plume A was characterized as a mixture of fuel hydrocarbon and TCE contamination. Plume B, located in the southern part of the site, was characterized primarily by fuel hydrocarbon contamination, including light non-aqueous phase liquid. Based on the most recent Annual Land Use Control report (2021), since residual benzene levels are above the risk levels for industrial land use, and to ensure that future construction workers are protected, when ground disturbance activities are performed at Site ST032, contaminant levels of benzene will need to be monitored for health and safety purposes.
- To minimize the disposal of native material to the maximum extent practicable, specific written authorization would be required to dispose of native soil material excavated as a part of this project that would otherwise be satisfactory for use.

Final Environmental Assessment for  
Reconstruction of Runway 21R/03L at Travis Air Force Base, California

Affected Environment

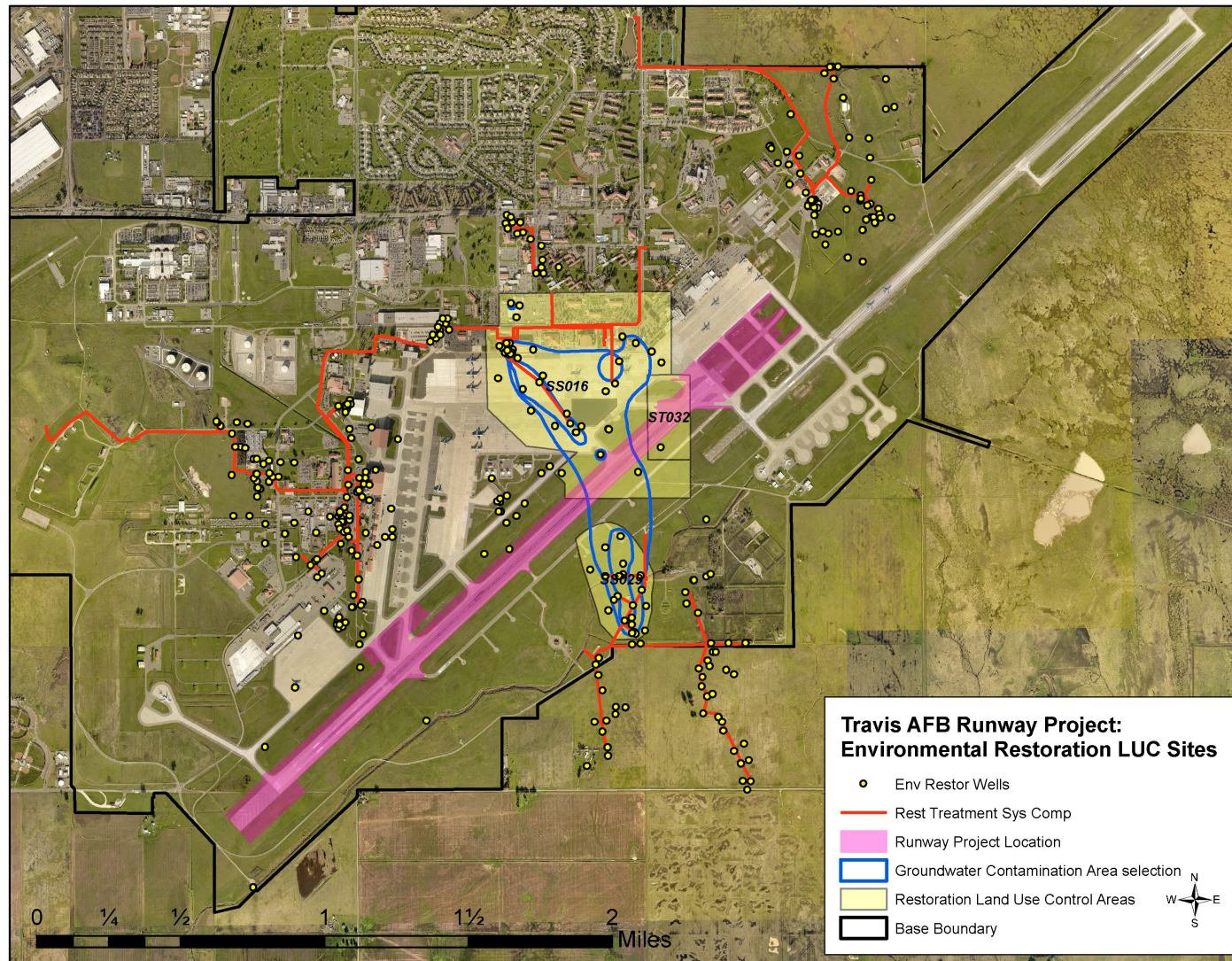


Figure 3-2: ERP sites on Travis AFB with Limits of Disturbance (LOD) overlay. Note that work would only occur within the LOD.

## Affected Environment

### Stored Fuels

Fuel is stored on Travis AFB in USTs and Aboveground Storage Tanks (ASTs). Fuel is supplied to the flight line by hydrant systems fed by 10 bulk ASTs that have a combined capacity of 16 million gallons (Travis AFB, 2013). Gasoline and diesel fuel used for military vehicles, ground equipment, and backup generators is stored in additional USTs and ASTs at various Base locations. The *Travis Air Force Base Hazardous Waste Management Plan* (Travis AFB, 2004) states that emergency responses and actions for incidents involving hazardous substances are conducted in accordance with the Integrated Contingency Plan for Oil and Hazardous Substance Spill Prevention and Response. The plan describes the facilities and operational procedures in place for managing the storage and transfer of petroleum, oil, lubricants, and hazardous substances. The plan also describes the contingency systems and plans in place for responding to, and cleaning up after, any discharges that could occur. Travis AFB is required to comply with California Spill Prevention Regulations, which apply to all organizations including tenant organizations on Travis AFB. The *General Plan for Travis Air Force Base, California* (Travis AFB, 2006a) states that the Base provides a facility response plan to satisfy the requirements of the federal Oil Pollution Rule (40 CFR §112). The plan demonstrates to the USEPA that Base resources are managed in a manner compliant with the regulations.

The nearest fuel storage tanks are approximately 500 feet from the Proposed Action area.

### Soil Sampling

Soil sampling was conducted in support of the proposed project. All measured soil concentrations were below the appropriate respective comparison criteria (Appendix E), which indicates that the material is suitable to leave in place during construction activities for runway repair. However, if soil adjacent to the existing runway is excavated and proposed for offsite disposal, waste characterization and transport to an appropriate facility will be required. No impacts to current receptors or repair activities are anticipated.

## 3.9 NOISE

Noise or “unwanted sound” can be intermittent or continuous, steady or impulsive, stationary or transient. Humans or wildlife can be affected by noise either interfering with normal activities or diminishing the quality of the environment. The impact of noise greatly depends upon its characteristics (e.g., loudness, pitch, time of day, and duration) and the sensitivity or perception of the noise receptor. The Day-Night Average Sound Level (DNL) is widely used to assess noise in aviation settings. DNL represents the total accumulation of all sound energy spread out uniformly over a 24-hour period.

Delineations of noise zones by DNL were conducted in support of the *AICUZ Study* (Travis AFB, 2009). The AICUZ assumes that the flightline exists and is in operation as

**Final Environmental Assessment for  
Reconstruction of Runway 21R/03L at Travis Air Force Base, California**

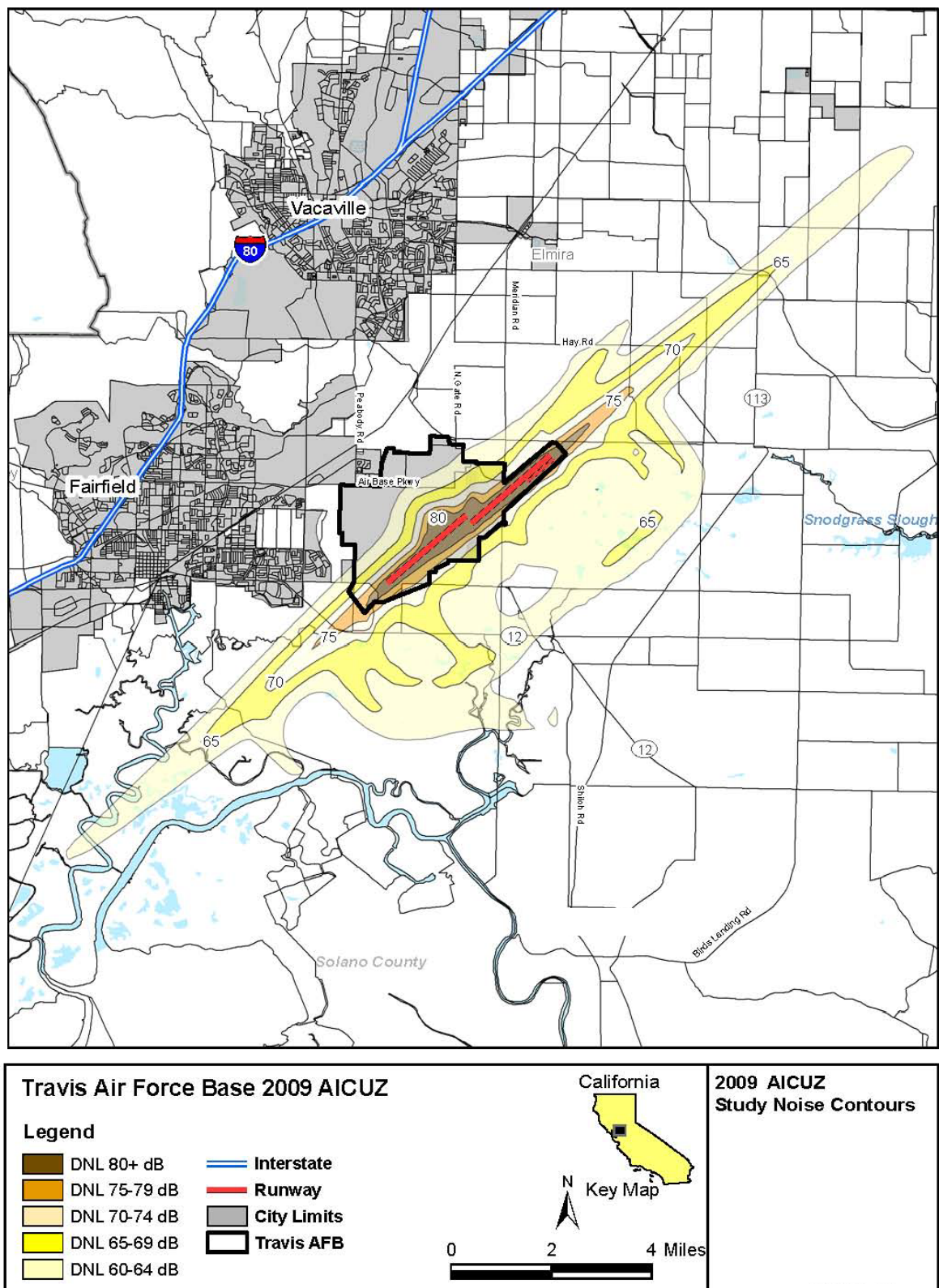
**Affected Environment**

the baseline condition. Land uses which are not compatible with noise generated through the operation of the flightline are prohibited from being established at specified distances from the flightline based on how sound travels (Figure 3-3). During flight operations, localized, intermittent noise levels exceed 80 decibels and decrease with distance from the flightline. Since flight operations regularly could occur at any time of the day, for any number of hours, the noise exposures shown on Figure 3-3 are assumed to be static for the purposes of assessing new sources of noise. The baseline 65 weighted decibels (dBA) DNL noise contour extends approximately 2 miles from both ends of the runway. There are no schools or churches within the 65 dBA DNL contours. There are 20 residences within the baseline 65 dBA DNL contour.



**Final Environmental Assessment for  
Reconstruction of Runway 21R/03L at Travis Air Force Base, California**

**Affected Environment**



**Figure 3-3: Noise contours from 2009 AICUZ study**

## Affected Environment

### 3.10 PUBLIC AND OCCUPATIONAL HEALTH AND SAFETY

A safe environment is one in which there is no, or an optimally reduced, potential for death, serious bodily injury or illness, or property damage. Occupational safety considers issues associated with facility construction and renovation, and addresses airfield operations and maintenance activities that support base operations. Occupational safety considerations typically also include land use compatibility on- and off-installation and emergency response capabilities.

### 3.11 TRAFFIC AND TRANSPORTATION

Information regarding the transportation system is summarized from the *General Plan for Travis Air Force Base, California* (Travis AFB, 2006a). The road network serving Travis AFB consists of several major thoroughfares including Travis Avenue, Ragsdale Street/Cannon Drive, Burgan Boulevard, Parker Road, Hickam Avenue, and Hangar Avenue. Minor streets that branch from these main roadways are Skymaster Drive, Broadway Street, W Street, Cordelia Avenue, and 1st Street, which serve as collector facilities for the Base. Perimeter Road is adjacent to the airfield on the south side of the Base. The maximum design vehicle weight capacity of on-base roads is 14,000 pounds (i.e., Highway Class). The Proposed Action area is in the western portion of the Base. Perimeter and Ragsdale road are the primary access roads to the Proposed Action area. No other roads border the Proposed Action area.

After exiting, or prior to entering the base, traffic would associated with the Proposed Action would travel along major US Highways and Freeways then likely from Highway 12 to Walters Road, to Petersen Road and on to the installation.

### 3.12 WATER QUALITY, WATER RESOURCES, AND WETLANDS

Water resources comprise groundwater, surface water, floodplains, stormwater, and wastewater. Travis AFB is in the Union Creek watershed, which drains to Suisun Marsh, then to Suisun Bay, and ultimately to San Francisco Bay (Travis AFB, 2013).

#### Executive Order 11990 (1977) Protection of Wetlands

The purpose of EO 11990 is to “minimize the destruction, loss or degradation of wetlands and to preserve and enhance the natural and beneficial values of wetlands.” To achieve this aim, federal agencies are mandated to consider alternatives to wetland sites, limit potential damage if a planned activity may impact a wetland and involve the public throughout the wetland’s protection decision-making process.

#### Wetlands

Wetlands are areas that “are inundated by surface or ground water with a frequency sufficient to support, and under normal circumstances do support, a prevalence of vegetation typically adapted for life in saturated soil conditions” (USACE, 1987). Wetlands and other waters are ecological habitats that are protected under federal laws and regulations. CWA is the primary statute providing protection of aquatic resources

### **Affected Environment**

and is administered by the USACE and the California State Water Resources Board (as delegated). Actions that involve the placement of fill material into jurisdictional waters or wetlands must comply with Sections 404 and 401 of the CWA.

A jurisdictional determination is used to establish whether a waterbody or wetland is considered a Waters of the United States. Jurisdictional waters and wetlands include the territorial seas and traditional navigable waters; perennial and intermittent tributaries that contribute surface water flow to such waters; certain lakes, ponds, and impoundments of jurisdictional waters; and wetlands adjacent to other jurisdictional waters (33 CFR §328).

Per the Porter-Cologne Act, “Waters of the State” means any surface water or groundwater, including saline waters, within the boundaries of the state. Therefore, most waterbodies and wetlands in the State are subject to state regulation, unless otherwise federally regulated.

Identified aquatic features located within the Proposed Action area include: 0.13 acres of seasonal wetlands, 7.58 acres of vernal pools and 0.12 acres of wetland swale, totaling 7.83 acres (Figure 3-4 a-c). These aquatic features are not jurisdictional wetlands as they do not meet the definition of adjacent wetlands in 33 CFR §328.3 (a)(4) since they are not adjacent to jurisdictional waters. However, these features do meet the definition of waters of the state and the definition of wetlands per EO 11990 and would be regulated accordingly.

The aquatic resources with the project area are not regulated under Section 404 of the Clean Water Act (CWA). The U.S. Army Corps of Engineers issued an Approved Jurisdictional Determination (AJD) on April 7, 2021 which certified that all the aquatic resources within the study area are not subject to regulatory authority. The aquatic features listed in the study area are excluded from the definition of waters of the United States and are therefore non-jurisdictional. The waiver of the federal sovereign immunity that is related to the CWA does not apply to this project since it is not regulated under Section 404 of the CWA. Congress would have to specifically waive federal sovereign immunity after proper promulgation of the Waste Discharge Requirements (WDR) associated with the Porter Cologne Water Quality Control Act (PCWQCA). Travis AFB has no evidence that this state law has waived congressional federal sovereign immunity.



Final Environmental Assessment for  
Reconstruction of Runway 21R/03L at Travis Air Force Base, California

Affected Environment

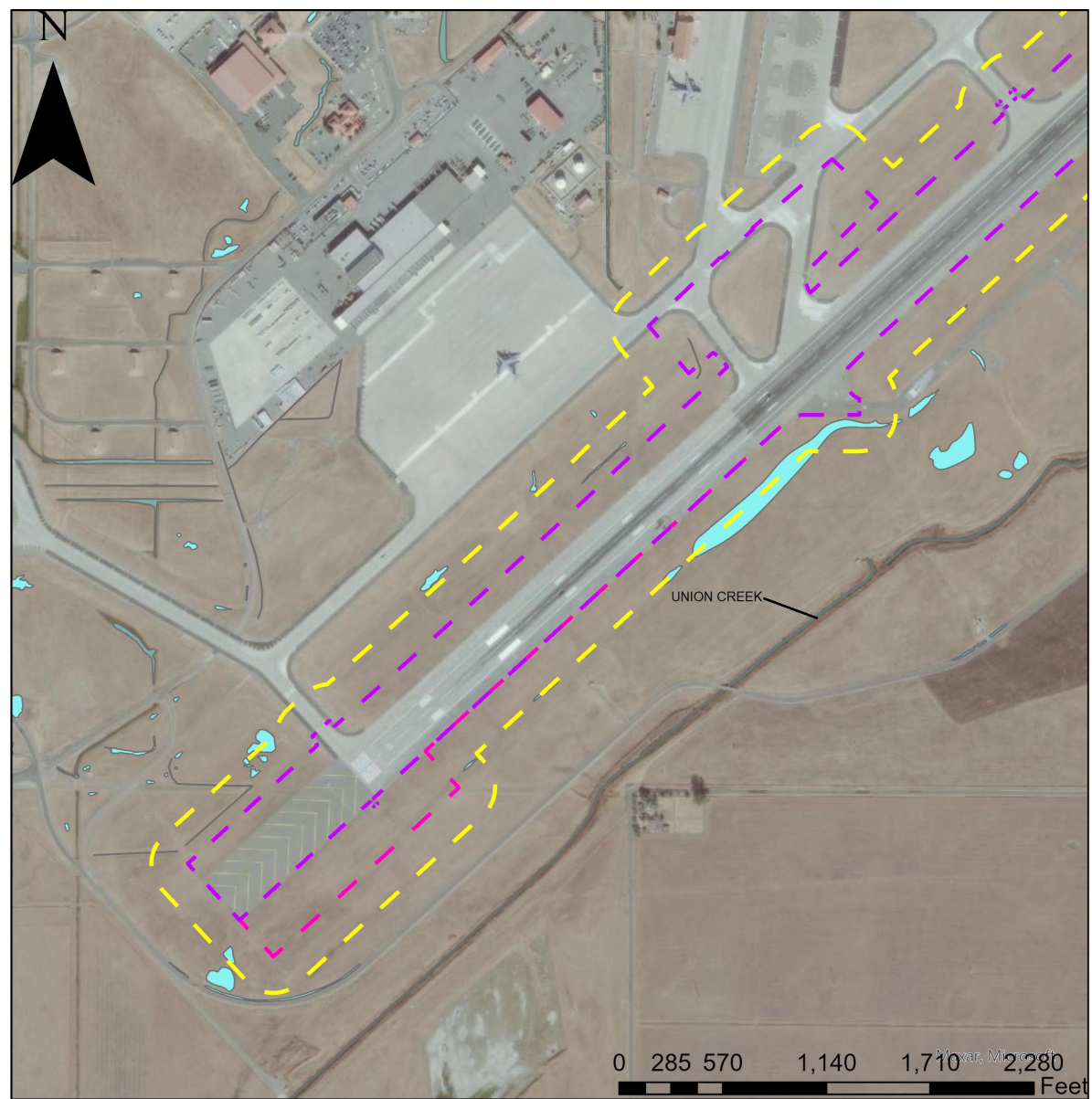
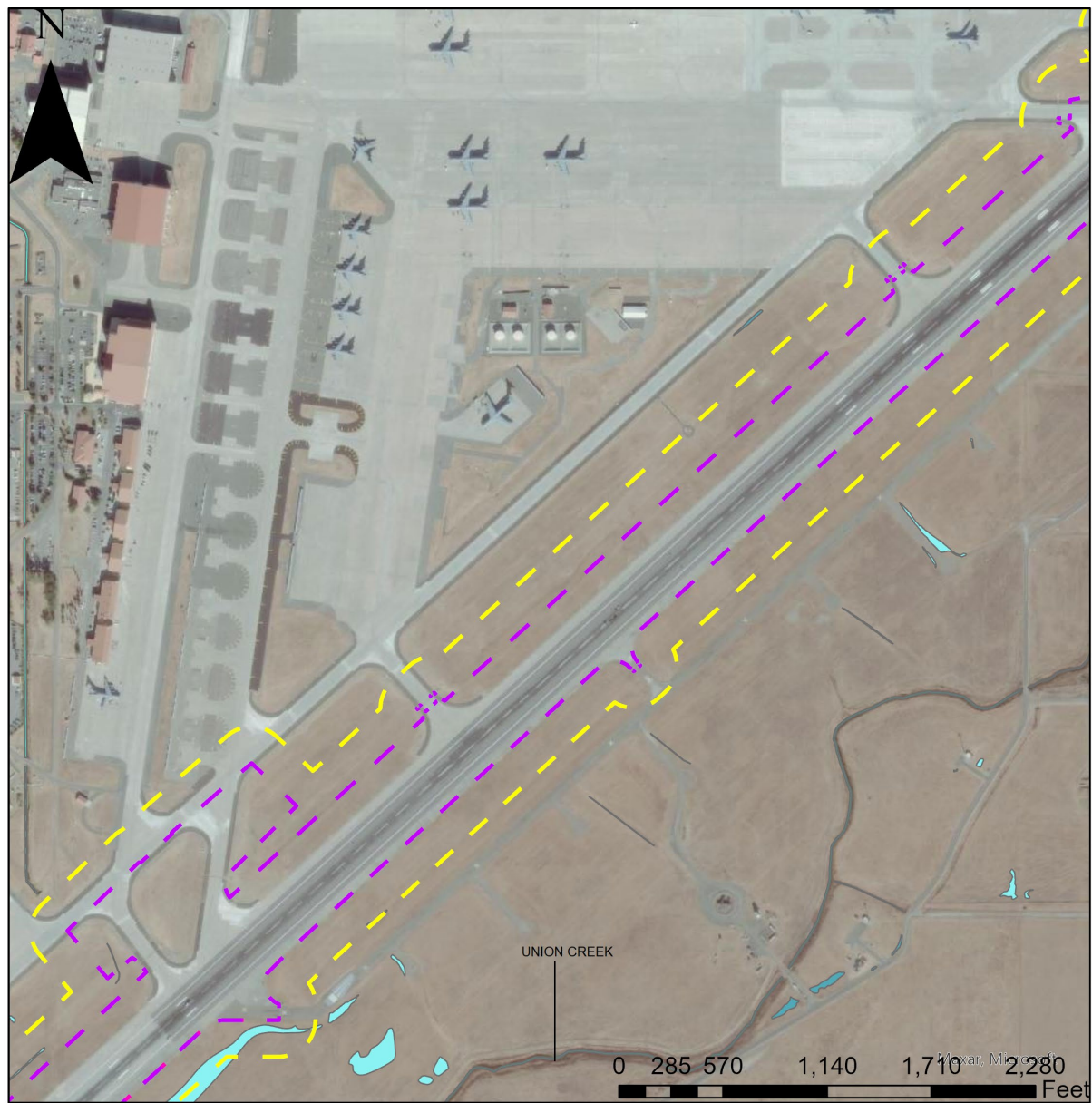


Figure 3-4a- Limits of Disturbance in relation to vernal pools and other surface water features, shown in segments due to runway length

Final Environmental Assessment for  
Reconstruction of Runway 21R/03L at Travis Air Force Base, California

Affected Environment



Map Features

- Limits of Ground Disturbance
- Buffer Area
- Pond
- Seasonal Wetland
- Vernal Pool
- Vernal Swale
- Wetland Swale
- Wetland swale (culverted)
- Ditch
- Freshwater Marsh
- Perennial Stream

Environmental Assessment for Proposed Reconstruction of Runway 21R/03L
Water Resources Near the Proposed Project Area
United States Air Force Travis Air Force Base California

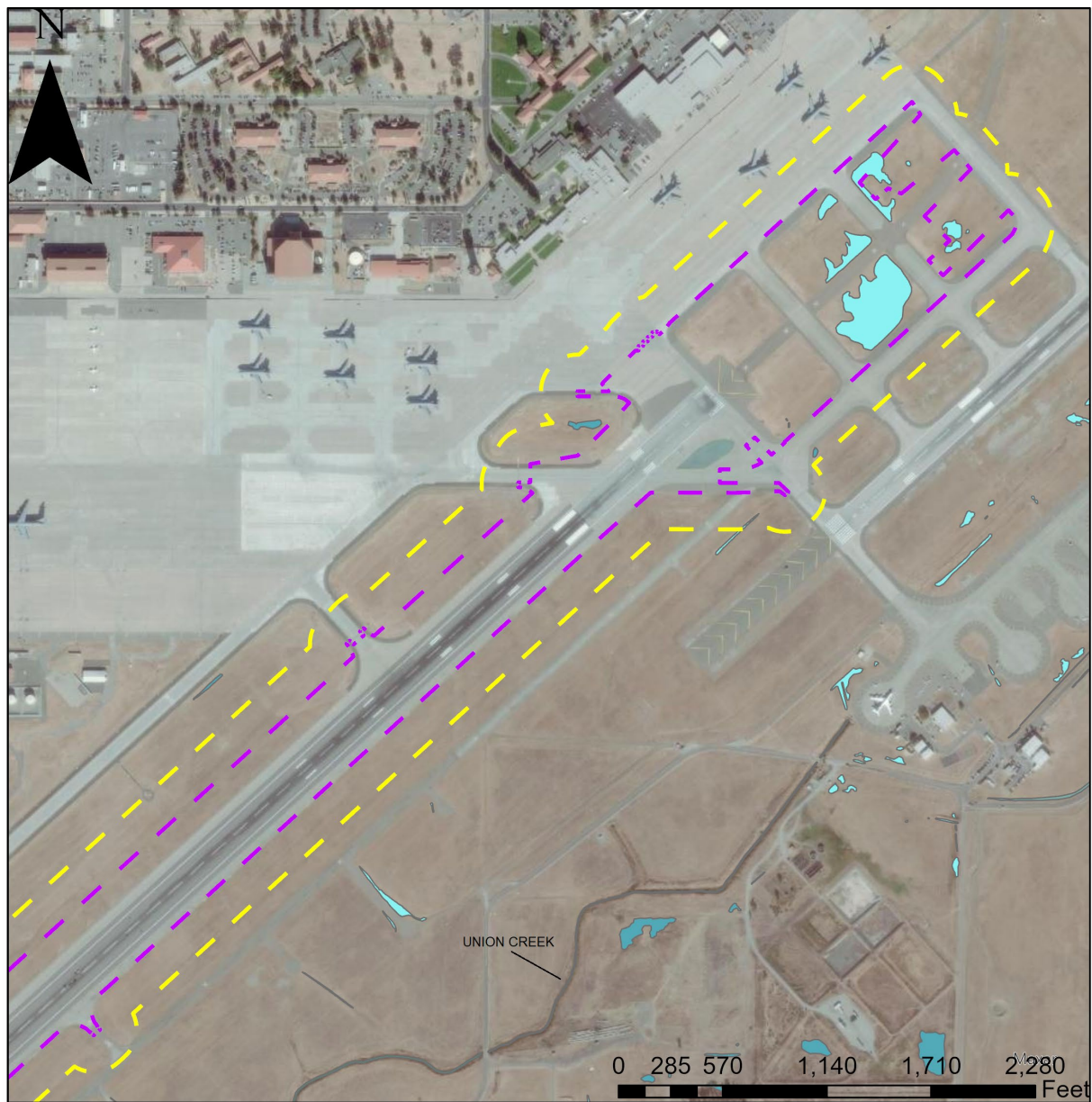
Map Generated by Lorena Guerrero

Figure 3-4b- Limits of Disturbance in relation to vernal pools and other surface water features, shown in segments due to runway length



Final Environmental Assessment for  
Reconstruction of Runway 21R/03L at Travis Air Force Base, California

Affected Environment



Map Features

- Limits of Ground Disturbance
- Buffer Area
- Pond
- Seasonal Wetland
- Vernal Pool
- Vernal Swale
- Wetland Swale
- Wetland swale (culverted)
- Ditch
- Freshwater Marsh
- Perennial Stream

Environmental Assessment for Proposed Reconstruction of Runway 21R/03L
Water Resources Near the Proposed Project Area
United States Air Force Travis Air Force Base California

Map Generated by Lorena Guerrero

Figure 3-4b- Limits of Disturbance in relation to vernal pools and other surface water features, shown in segments due to runway length

## Affected Environment

### Groundwater

Groundwater is water that collects or flows beneath the Earth's surface. Groundwater originates from rain and melting snow and ice. Groundwater fills the porous spaces in soil, sediment, and rocks, and it is the source of water for aquifers, springs, and wells. The upper surface of groundwater is the water table. An unconfined groundwater aquifer does not have a confining layer between it and the surface. In an unconfined groundwater aquifer, water seeps from the ground surface directly above the aquifer. On Travis AFB, the depth to unconfined groundwater aquifers varies seasonally from approximately 12 to 30 feet below ground surface. Intensive extraction of groundwater does not occur at Travis AFB because of the poor water-bearing subsurface geology. Intensive extraction occurs west of Travis AFB and Fairfield, where the alluvium is thicker and contains coarse-grain sediment. Groundwater wells in the area of Travis AFB are limited to domestic, stock-watering, and irrigation wells, with typical screened depths within 100 feet of the ground surface (Travis AFB, 2002a). Domestic wells, several of which are downgradient from Travis AFB, were previously used to provide water to households for domestic use (Travis AFB, 2002a); however, these beneficial uses have been suspended, pending clean-up (Travis AFB, 2020a).

The groundwater gradient indicates the direction of groundwater flow. The general direction of the groundwater gradient beneath Travis AFB is to the south, which follows the regional trend. The maximum horizontal hydraulic gradient in the upper portion of the aquifer at Travis AFB is approximately 0.02 vertical foot per horizontal foot. The minimum horizontal gradient in the upper portion of the aquifer is approximately 0.002 near the southern border of the Base (Travis AFB, 2020a). The depth to groundwater in the Proposed Action area ranges from approximately 4 to 15 feet below ground surface.

### Surface Water

Surface water is water on the surface of the planet such as in a stream, river, lake, wetland, or ocean. A hydrologic basin, or drainage basin, is a part of the surface of the earth that is occupied by a drainage system, which consists of a surface stream or a body of impounded surface water together with all tributary surface streams and bodies of impounded surface water (USGS, 2014). Travis AFB is in the northeastern portion of the Fairfield-Suisun Hydrologic Basin. Within the basin, water generally flows south to southeast toward Suisun Marsh, which comprises approximately 85,000 acres of tidal marsh, managed wetlands, and waterways. Suisun Marsh is the largest remaining wetland around San Francisco Bay (Moyle, Manfree, and Fiedler, 2014). Suisun Marsh drains into Grizzly Bay and Suisun Bay. Water from these bays flows through the Carquinez Strait to San Pablo Bay and San Francisco Bay, which ultimately discharge into the Pacific Ocean near the city of San Francisco.

Travis AFB is in the southern portion of the Union Creek watershed. The headwaters of Union Creek are located approximately 1 mile north of the Base, near the Vaca Mountains. Union Creek splits into two branches north of the Base. On base, the main (eastern) branch is impounded to create a recreational pond designated as the Duck Pond. At the exit from the Duck Pond, the creek is routed through an underground

## **Affected Environment**

storm drainage system to the southeastern Base boundary, where it empties into an open creek channel. Union Creek is the primary surface water drainage for runoff at Travis AFB (see Figure 3-4 a-c). Stormwater runoff flows into the creek through a network of pipes, culverts, and open drainage ditches. Local drainage patterns have been substantially altered by rerouting Union Creek, constructing the aircraft runway and apron, installing storm sewers and ditches, and general development (e.g., construction of buildings, roads, and parking lots).

### **Floodplains**

A floodplain is a nearly flat plain along the course of a stream or river that is naturally subject to flooding. A 100-year flood has a 1 percent probability of occurring in any given year. A 500-year flood has a 0.2 percent probability of occurring in any given year.

According to the Federal Emergency Management Agency (FEMA), Flood Insurance Rate Map, Travis AFB is located in Other Areas, Zone D (an area of possible but undetermined flood hazard) (FEMA, 2014 and 2021) as flooding hazard has not been assessed on the installation.

Since flooding hazard has not been assessed, the surrounding areas were analyzed to infer the flooding hazard (Figure 3-5). The majority of the lands surrounding the installation are reported as Areas of Minimal Flood Hazard and are not considered in the floodplain. A small section to the northwest of the base is within the 500-year floodplain but is not within or near the proposed action site.

### **Stormwater**

Stormwater is water that originates during precipitation events. Approximately 38 percent of Travis AFB consists of impervious areas. To prevent flooding, runoff from the impervious areas of the Base enters the Base stormwater drainage system. The drainage system consists of a series of underground storm drains and open ditches. The Base storm drain capacity is designed for a 10-year, 24-hour storm (Travis AFB, 2017). Only minor temporary flooding occurs during extreme rain events in areas where storm drain piping is undersized or infiltrated by roots.

The Proposed Action area which would take place within the footprint of the existing runway is almost entirely paved. There are unpaved areas surrounding the airstrip.

**Final Environmental Assessment for  
Reconstruction of Runway 21R/03L at Travis Air Force Base, California**

**Affected Environment**

**Wastewater**

Wastewater is water that has been adversely affected in quality by use in processes that include washing, flushing, manufacturing, and sewage. The wastewater system on Travis AFB consists of industrial wastewater pipes and connections to the sanitary sewer from all lavatories, showers, and janitorial sinks in Base buildings and housing units. Wastewater is transported off base via underground piping to the local, publicly owned treatment works (POTW). Discharges from Travis AFB to the POTW average approximately 1 million gallons per day. At the POTW, wastewater is treated and either reclaimed or discharged to Suisun Slough under the POTW National Pollutant Discharge Elimination System permit (Travis AFB, 2013).



Final Environmental Assessment for  
Reconstruction of Runway 21R/03L at Travis Air Force Base, California

Affected Environment

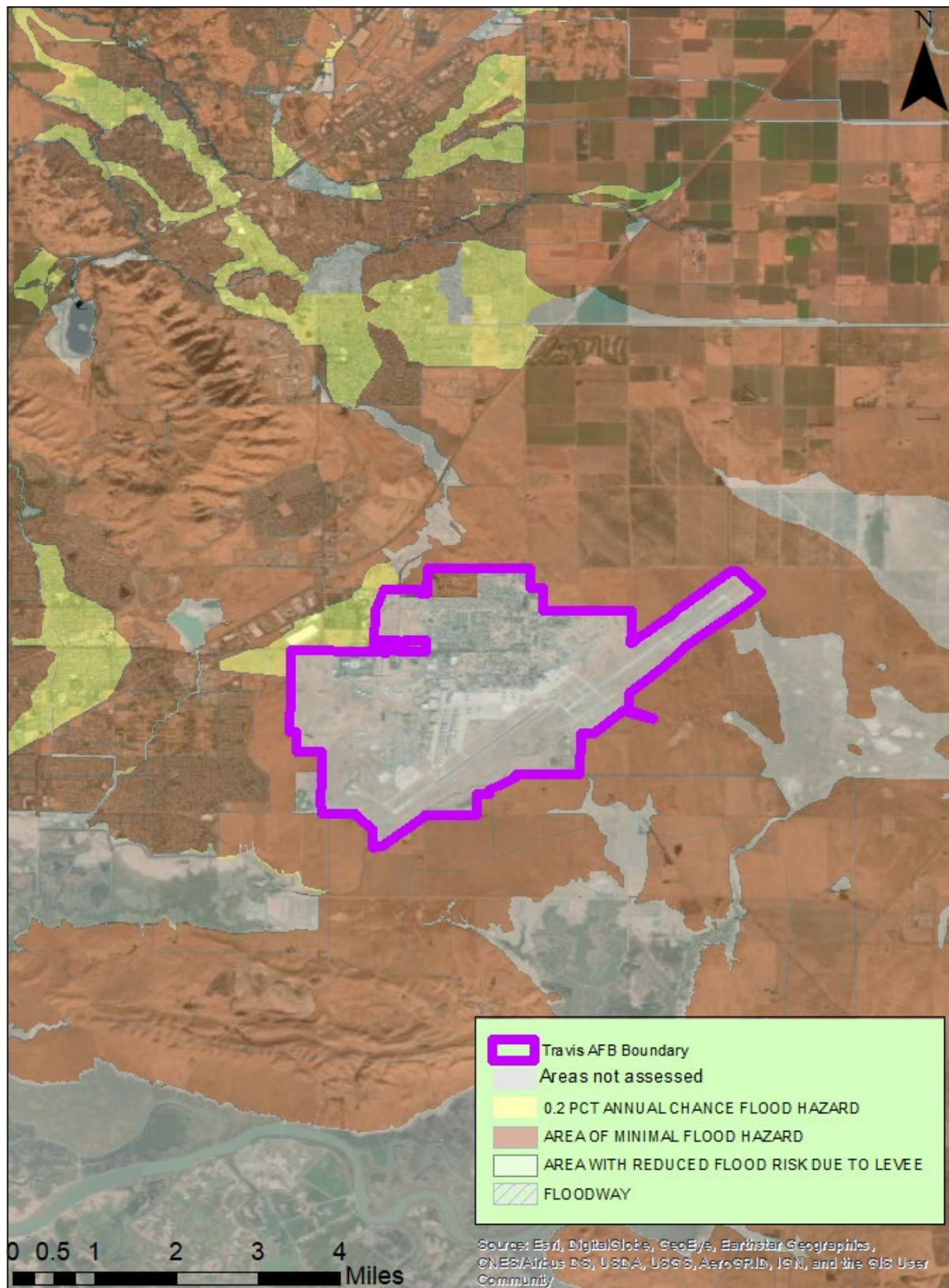


Figure 3-5: Travis AFB within the context of the surrounding floodplains



Environmental Consequences

## 4.0 ENVIRONMENTAL CONSEQUENCES

### 4.1 INTRODUCTION

The potential impacts, as they apply to the Affected Environment as described in Section 3, of Alternative 1 (the Proposed Action) and the No Action alternative are described in this Section.

Potential impacts described are evaluated in terms of type (positive/beneficial or adverse), context (setting or location), degree (none, negligible, minor, moderate, severe), and duration (short-term/temporary or long-term/permanent). The type, context, and degree of an effect on a resource are explained under each resource area. Unless otherwise noted, short-term effects or impacts are those that would result from the activities associated with a project's construction and/or demolition phase, and that would end upon the completion of those phases. Long-term effects or impacts are generally those resulting from the operation of a proposed project.

Preparing an EA involves determining the significance or importance of environmental impacts associated with a Proposed Action. CEQ regulations (40 CFR §§1500-1508), direct that in considering whether the effects of the proposed action are significant, the potentially affected environment and degree of the effects of the action shall be analyzed including connected actions consistent with §1501.9(e)(1).

### 4.2 AIR INSTALLATION COMPATIBLE USE ZONE (AICUZ)

Effects to the AICUZ would be significant if they caused a substantial risk to the safety of the public within the context of the region which the AICUZ impacts. Effects would also be significant if they posed a substantial risk to the safety of operations on Travis AFB.

#### ***Alternative 1 (Proposed Action).***

Construction of the preferred alternative would require substantial encroachment on the AICUZ's. An obstruction to air navigation includes natural or man-made objects that protrude above the planes or imaginary surfaces and/or any man-made objects that extend more than 500 feet above ground level at the site of the structure.

No new structures which extend more than 500 feet above the ground would be constructed. However, machinery used during the reconstruction of RW 21R/03L would periodically encroach on the primary surface of RW 03R/21L, which would be the primary runway in use during the reconstruction. In addition, the majority of the work would occur within the Clear Zone Surface of RW 03R/21L. All of the work would take place within the Accident Potential Zone (APZ) Surfaces as APZ 1 extends the majority of the length of RW 21R/03L and APZ II extends well beyond the end of RW 21R/03L.

According to the AICUZ, the following uses are restricted or prohibited:

- Releases into the air of any substance that would impair visibility or otherwise interfere with the operation of aircraft (e.g., steam, dust, or smoke);

**Final Environmental Assessment for  
Reconstruction of Runway 21R/03L at Travis Air Force Base, California**

**Environmental Consequences**

- Light emissions, either direct or indirect (reflective), that would interfere with pilot vision;
- Electrical emissions that would interfere with aircraft communications systems or navigational equipment.

Construction activities such as demolition of the runway, grading, paving, and operation of the batch plant could release substance into the air, such as dust, fumes, and steam, that could impair visibility or interfere with the operation of aircraft. Further, construction operations at night would create a source of light that could interfere with pilot vision. Presence of metallic construction equipment could also create sources of glare that could impair vision. Lastly, some advanced construction equipment, such as ground penetrating radar used for detecting utility lines, and GPS assisted construction equipment could emit electrical signals which could interfere with aircraft communication and/or navigational systems. In addition, any use of runways, or taxiways introduces the hazard of FOD, which has the potential to damage or destroy aircraft if entrained into the engine. Because these effects would disrupt and reduce the safety of air operations at Travis AFB, the effects are considered adverse. The described impacts would only affect air operations at Travis AFB and would not extend beyond Travis AFB airspace. All of the described impacts would be temporary and restricted to the duration of the construction.

These adverse, temporary impacts could create a safety hazard for both construction crews on the ground as well as for pilots. Therefore, the Proposed Action would have a temporary impact to air operations at Travis AFB.

**Avoidance & Minimization Measures Proposed**

Since the proposed action would have adverse effects on operations within the AICUZ, the following avoidance and minimization measures are proposed to reduce the effects to less than significant:

- Flight operations and construction in the clear zones would not be scheduled concurrently. Work near the clear zones during flight operations would be strictly coordinated with airfield operations. Deference would always be given to safety.
- Dust control practices would be in effect.
- A vacuum sweeper truck for removal of FOD on-site and available at all times.
- To reduce the hazard of FOD, all air field pavements, taxiway aprons, and shoulder areas used in any way during the construction would be required to be routinely vacuum swept throughout the construction, and immediately before the pavement is opened to aircraft traffic.
- Only vehicles necessary for the construction would be allowed in the AICUZ's, all other vehicles would be required to be parked and otherwise stored in the staging areas. No equipment or vehicles would be stored in the AICUZ.
- Access to the flightline would need to be coordinated through the Airfield management operations office.

#### Environmental Consequences

- A minimum of seventy-two hours prior to any work being performed on the airfield, Travis Air Force Base Airfield Management Operations would publish a Notice-to-Airman (NOTAM) prior to any work commencing.
- Red lighting would be required for use during night construction operations. White lighting would be used for tall obstructions present during daylight hours.

With these hazard mitigation measures; all impacts would be reduced below the level of significance. Although, air operations would still be temporarily impacted, mitigation measures would reduce project related risks to acceptable safety levels.

#### **No Action Alternative.**

If the Proposed Action were not carried out, there would not be incursions into the AICUZ's, and air operations would continue as they currently do, to the extent that the existing runways can support air operations. There would be no effect to current AICUZ's under the No Action Alternative.

### **4.3 AIR QUALITY AND CLIMATE CHANGE**

Impacts to air quality could be significant if impacts would result in:

- a cumulatively considerable net increase of any criteria pollutant for which the project region is a non-attainment area under NAAQS and CAAQS;
- a violation of any air quality standard or a substantial contribution to an existing or projected air quality violation; or
- a conflict with, or an obstruction to implementation of the applicable air quality plan.

Assessment of general conformity requires federal agencies to prepare a written conformity assessment for federal actions in or affecting areas which are in non-attainment or maintenance for the NAAQS. An assessment begins with an applicability analysis, which includes screening for exemptions or presume-to-conform actions and, if needed, an estimate of net change in air emissions that would be generated by the Proposed Action compared to the de minimis threshold levels defined in the general conformity rule. If the emission levels are below the threshold levels, a Record of Non-Applicability (RONA) is prepared. If the emission levels are above the threshold levels, a detailed conformity determination is required.

#### **Alternative 1 (Proposed Action).**

An applicability analysis for the Proposed Action was conducted and it was found that emission levels were below the de minimus threshold levels. A Record of Non-Applicability has been prepared and is in Appendix D.

Emission sources associated with the Proposed Project include off-road construction equipment operating at project sites, on-road vehicles traveling to and from the project sites, operation of the temporary batch plant, utility usage, minor land conversion changes, VOC's from paints, and fugitive dust associated with demolition, grading, soil disturbance, and transport of debris. No emissions of lead are anticipated as the current

**Final Environmental Assessment for  
Reconstruction of Runway 21R/03L at Travis Air Force Base, California**

**Environmental Consequences**

major sources of lead emissions are ore and metals processing, waste incinerators, utilities, lead-acid battery manufacturers, and piston-engine aircraft operating on leaded aviation gasoline (CARB, 2021). Since this project would not involve the use of any of these facilities including the use of new aircraft, no emissions of lead are anticipated as a result of this project, and none were modeled. All emission sources for this project would be solely associated with construction activities. After completion of the reconstruction, operations would return to normal and no new sources of continuing emissions would be created.

**Table 4-1: Federal General Conformity de Minimis Thresholds and Proposed Action Emissions**

	<b>ROG</b>	<b>NO<sub>x</sub></b>	<b>CO</b>	<b>PM<sub>10</sub></b>	<b>PM<sub>2.5</sub></b>	<b>Lead</b>	<b>VOC</b>
<b>Air Basin</b>	<b>Annual Air Pollutant Emissions in Tons per Year</b>						
<b>Bay Area Air Basin (BAAQMD)</b>	100	100	100	N/A	100	-	-
<b>Proposed Action Emissions 2022</b>	0.835	5.577	4.642	90.700	0.223	0	0.835
<b>Proposed Action Emissions 2023</b>	0.716	2.139	2.300	4.989	0.097	0	1.646

Implementation of the Proposed Action would cause temporary, adverse, short-term air quality impacts as a result of construction emissions. Construction-related impacts are expected to be local (i.e., confined to the construction site area) and limited to the duration of the construction activities. No significant impacts from construction emissions are anticipated under the Proposed Action.

Greenhouse gasses would also be produced as a result of implementation of the Proposed Action. Greenhouse gasses would be generated from the operation of fossil fuel powered equipment as well as from electricity needed to complete the project. Greenhouse gasses generated as a result of the Proposed Action would be a very small contribution to the region's overall carbon footprint (Table 4-2).

**Final Environmental Assessment for  
Reconstruction of Runway 21R/03L at Travis Air Force Base, California**

**Environmental Consequences**

**Table 4-2: CO<sub>2</sub> Contribution of Proposed Action to Regional Air Basins**

<b>Air Basin</b>	<b>CO<sub>2</sub></b>	<b>Percentage of Total</b>
	<b>Annual GHG Emissions in Mega Tons per Year</b>	
<b>Solano County</b>	3,104,100	0.046
<b>State of California</b>	425,300,000	3.35 x 10 <sup>-6</sup>
<b>Proposed Action</b>	1,426	

Nevertheless, to reduce air emissions to the maximum extent practicable, the following Best Management Practices (BMPs) would be in effect:

- Vacuum/sweep pavements as necessary to control dust and FOD
- Treat dust abatement on access roads with applications of calcium chloride, water sprinklers, or similar methods or treatment.
- A specific dust and dirt control plan would be developed for the project.
- Only designated haul routes shall be used.
- Keep dust down at all times, including during nonworking periods. Sprinkle or treat, with dust suppressants, the soil at the site, haul roads, and other areas disturbed by operations. Dry power brooming will not be permitted. Instead, use vacuuming, wet mopping, wet sweeping, or wet power brooming. Air blowing will be permitted only for cleaning nonparticulate debris such as steel reinforcing bars. Only wet cutting will be permitted for cutting concrete blocks, concrete, and bituminous concrete. Do not unnecessarily shake bags of cement, concrete mortar, or plaster.
- Minimize use, trips, and unnecessary idling of heavy equipment.
- Maintain and tune engines per manufacturer's specifications to perform at EPA certification levels, where applicable, and to perform at verified standards applicable to retrofit technologies.
- Employ periodic, unscheduled inspections to ensure that construction equipment is properly maintained, tuned, and modified consistent with established specifications.
- Prohibit any tampering with engines and require continuing adherence to manufacturer's recommendations.
- Nonroad vehicles & equipment used for this project should meet, or exceed the US EPA Tier 4 exhaust emissions standards for heavy-duty nonroad compression-ignition engines (e.g., construction equipment, nonroad trucks, etc.)

## Environmental Consequences

To reduce greenhouse gasses to the maximum extent practicable, BMP's for the project could include, but are not limited to:

- Use of energy and fuel-efficient fleets.
- Use Best Available Control Technology, including zero-emission technologies and/or alternative fueled vehicles.
- Use lighting systems that are energy efficient for construction area lighting, such as LED technology.
- Use cement blended with the maximum feasible amount of alternative materials (e.g., industrial materials designated for reuse that reduce GHG emissions from cement production), where possible.
- Recycling of uncontaminated construction debris to the maximum extent feasible.
- Use grid-based electricity for construction activities and/or onsite renewable electricity generation rather than diesel and/or gasoline powered generators, where possible.

### ***No Action Alternative.***

Under the No Action alternative, construction would not occur, and air pollutant emissions associated with construction would not be generated. However, as degradation of the pavement continues, to include unused surfaces, emissions of fugitive dust would increase. While these levels would be less than significant, they would increase over time.

## **4.4 BIOLOGICAL/NATURAL RESOURCES**

Impacts to biological resources could be considered significant if unique or ecologically critical areas were damaged or destroyed, there were substantial, unmitigable, adverse effects on special status species, or if the action would violate any federal or state laws.

As mentioned in Section 1.3, Travis AFB operates under a PBO with the USFWS. However, since this proposed action is outside the scope of the PBO, a project-specific formal consultation with the USFWS has been completed instead. The consultation format was still the same as the PBO. In either case, the initial effect determination was "may affect, and is likely to adversely affect" California Tiger Salamanders and Vernal Pool Shrimp. Concurrence letter from USFWS was received on November 3, 2021 (Appendix A-4

### ***Alternative 1 (Proposed Action).***

Implementation of the Proposed Action would have temporary and permanent adverse impacts on biological resources.

Within the context of the surrounding landscape, the Proposed Project area has already been largely disturbed. The total limits of disturbance are 191 acres, of these 113 acres are already paved. Paved surfaces do not possess habitat value. The remaining 78 acres of grassland/turf habitat, and 4.08 acres of wetlands, are also generally heavily managed.

**Final Environmental Assessment for  
Reconstruction of Runway 21R/03L at Travis Air Force Base, California**

**Environmental Consequences**

Within the Proposed Project area special status species make use of both the grassland and wetland habitat.

Travis AFB submitted a Biological Assessment to USFWS on June 24, 2021 and received a Final Biological Opinion for the Proposed Action on November 3, 2021 which included conservation measures for the project.

Conservation measures would be implemented as a part of the proposed project in accordance with the final biological opinion for the project (USFWS, 2021) to minimize effects to species to the maximum extent practicable:

**Biological Survey and Monitoring**

MM-1- At least 30 days prior to the onset of activities, the Contractor will submit the name(s) and credentials of qualified biologists who will perform preconstruction surveys and construction monitoring for the project to the Natural Resource Manager (NRM). No project activities will begin until Travis has received written approval from the Service that the biologist(s) selected by Travis and the Contractor is/are qualified to conduct the work.

- i. No more than two weeks before ground disturbance begins (a) Service-approved biologist(s) will conduct preconstruction surveys of all ground disturbance areas within sensitive habitats to determine if any federally listed species, or habitats such as California tiger salamander (CTS) burrows, may be present prior to the start of construction. These surveys will be conducted prior to the start of construction activities in and around the limits of disturbance, the buffer area, staging, and haul routes.
- ii. Surveys shall be repeated if a lapse in construction activity of two weeks or greater occurs.
- iii. A relocation plan for CTS will be prepared at least three weeks before the start of construction activities and submitted to the Service for review and approval.

MM-2- A Service-approved biologist will monitor construction activities in or adjacent to sensitive habitats as required. The biologist will ensure compliance with all applicable avoidance and minimization measures required to protect federally listed species and their habitats. If federally listed species are found that are likely to be affected by work activities, the Service-approved biologist will have the authority to stop any aspect of the proposed project that could result in avoidable take of a federally listed species. If the biologist exercises this authority, he/she must coordinate this with 60 CES/CEIE who will notify the Service by telephone within one working day and in writing within five working days.

MM-3- A Service-approved biologist will conduct environmental awareness training for all construction personnel working within and near sensitive habitat on base. Training will be provided at the start of work and prior to the start of on-site work for any new worker arriving after the start of construction. The program will



## **Environmental Consequences**

consist of a briefing on environmental issues relative to the proposed project. The training program will include an overview of the legal status, biology, distribution, habitat needs, and compliance requirements for each federally listed species that may occur in the project area. The presentation will also include a discussion of the legal protection for endangered species under the Act, including penalties for violations. A fact sheet conveying this information will be distributed to all personnel who enter the project site. Upon completion of the orientation, employees will sign a form stating that they attended the program and understand all avoidance and minimization measures. These forms will be maintained at Travis AFB and will be accessible to the appropriate resource agencies.

## **General Measures**

- GM-1- Prior to initiation of construction activities, wetlands/drainages/vernal pools, and other potential aquatic features in the 250-foot buffer zone will have erosion control measures (i.e., straw wattles, silt fencing, etc.) installed. The Service-approved biologist will advise the contractor on the precise location and orientation of the erosion control features to reduce the chance that these features will have unintended adverse impacts on transitory species. Environmentally sensitive areas will be designated with fencing, flagging, or other suitable means clearly denoting the environmentally sensitive area (ESA) to reduce risk of equipment and/or construction workers inadvertently damaging protected wetland resources. The contractor will remove all fencing, stakes and flagging within 60 days of construction completion.
- GM-2- All areas of upland ground disturbance or exposed soil will be reseeded with a native “weed-free” seed mix approved by the 60 CES/CEIE.
- GM-3- Off-road travel outside of the demarcated construction boundaries will be prohibited. Travel associated with the project will only occur on designated haul routes, established paved surfaces, or within the limits of disturbance. No other off-road travel is permitted.
- GM-4- All vehicle operators will follow the posted speed limit on paved roads and a 15-mile per hour speed limit on unpaved roads.
- GM-5- Any worker that inadvertently kills or injures a federally listed species, or finds one injured or trapped, will immediately report the incident to the on-site biologist. The biologist will inform the Travis NRM immediately (60 CES/CEIE). The Travis NRM will verbally notify the Sacramento Fish and Wildlife Office within one day and will provide written notification of the incident within five days.
- GM-6- During construction activities, all trash that may attract predators will be properly contained, removed from the work site daily, and disposed of properly. Following construction, all refuse and construction debris will be removed from work areas.

## Environmental Consequences

All garbage and construction-related materials in construction areas will be removed immediately following project completion.

GM-7- To avoid entrapment of listed species, all construction holes/trenches/excavations/pits etc. will be provided with one or more escape ramps at a 3:1 slope constructed of earth fill or wooden planks at the end of each workday. If escape ramps cannot be provided, then these areas will be covered with plywood or other hard material. The biological monitor will be responsible for thoroughly inspecting trenches for the presence of listed species at the beginning of each workday. If any individuals have become trapped, a Service approved biologist will be contacted to relocate the animal and no work will occur in that area until approved by the biologist. Before such trenches, pits, and excavations are filled, they will be thoroughly inspected for trapped wildlife.

### California Tiger Salamander (CTS)

CTS is known to exist on the installation, and upland habitat exists within the Proposed Project area. The non-jurisdictional wetlands in the Proposed Project area are not breeding ponds. Ground disturbance which would occur as a part of the Proposed Action could result in killing CTS from trampling, collapse of burrows, entrapment in project excavation areas, or by being run over by construction equipment. Ground vibration from demolition activities could disturb CTS in the area, causing them to abandon their habitat, which could expose them to predation, starvation, or desiccation. To reduce the chance of mortality, the entire area within the limits of disturbance would be fenced off and unavailable to the species as habitat for the duration of the project. Impacts from habitat exclusion, harassment from ground vibration, and potential for mortality would be temporary adverse impacts associated with the construction of the project and would cease and return to baseline levels at the completion of the proposed project.

Improvements to the storm drainage system would reduce the contaminant load to the adjacent aquatic features, which would also benefit the species in the long term.

The final biological opinion for the project found that the project as proposed was not likely to jeopardize the continued existence of CTS. The following specific conservation measures would ensure that all adverse impacts are minimized to the extent practicable and mitigated where avoidance is not practicable:

### California Tiger Salamander (CTS)

CTS-1-The Service approved biological monitor will be present at the proposed project to monitor for CTS during each workday during all construction activities.

- i. On workdays, monitoring will include morning inspections of the barrier fencing. Monitoring will also include periodically checking open trenches or holes and under the tires of parked vehicles on workdays.

**Environmental Consequences**

- ii. On non-workdays, including weekends and holidays, monitoring will consist of inspection of the barrier fencing.
- iii. The perimeter CTS fence will be inspected for integrity daily.
- iv. Any CTS found along the outside of the fence will be closely monitored until they move away from the work area. Any CTS found inside the fence will be relocated outside the fence as described in the relocation plan.
- v. If any construction work is conducted at night or during rain events, patrols along the fence line by the monitor(s) shall be continuous.
- vi. Pits and trenches shall be inspected for CTS prior to covering for the day.

CTS-2- Water shall not be pumped, sprayed, or allowed to flow over undisturbed uplands that can support CTS as part of planned project activities outside of pre-approved requirements (i.e., dust control). Water applied for pre-approved requirements shall be applied in the minimum quantities necessary only to disturbed soils. If excess water accumulates as the result of construction activity, water may be pumped through a screened pump and removed from the construction area as deemed necessary by the on-site biologist in coordination with Travis NRM staff. If water inadvertently or purposefully enters construction trenches, pits, or excavations, a Service-approved biologist will remain on site until water is pumped from the trench, pit, or excavation. Following pumping, the biologist shall inspect the trench, pit, or excavation area and the surrounding uplands to determine if disturbance to CTS has occurred and implement any other measures necessary (e.g., placement of cover boards, exclusionary fencing, or barriers) to protect CTS that may emerge due to the wet soil.

CTS-3- Pipes laid underground or stored on the ground shall be capped, covered, or taped in a manner that exclude CTS from entering the pipe prior to the completion of the construction project. Long-term storage of pipes and other construction material should be placed on asphalt and raised above the ground by no less than 1.5 inches (on top of 2 by 4-inch supports).

CTS-4- Concrete waste and water from curing operations will be collected in washouts and will be disposed of properly and not allowed into watercourses or CTS upland habitat.

CTS-5- The work site will be enclosed by a 6-inch-high exclusionary barrier (with no gaps), sufficient to prevent CTS movement onto the work site. A service-approved biologist will monitor the installation of the barrier to ensure its integrity and will inspect the barrier during morning inspections prior to the start of work. The service-approved biologist will check exclusionary barriers on the worksite on workdays and non-workdays (includes weekends and holidays).

Even with the implementation of the above conservation measures, a total of about 78 acres of tiger salamander upland habitat would be permanently lost due to the proposed

## Environmental Consequences

project. To mitigate for this unavoidable adverse impact, Travis AFB has proposed to compensate for tiger salamander upland habitat at a ratio of 2:1 through the purchase of 156 acres of credits at a Service-approved tiger salamander conservation bank.

### Contra Costa Goldfields

A total of 0.08 acre of goldfields habitat would be indirectly impacted due to the proposed project. Travis AFB has proposed to compensate for goldfields habitat at a ratio of 1:1 through the purchase of 0.08 acres of credits at a Service-approved goldfields conservation bank. Conservation measures to reduce impacts to Contra Costa Goldfields are the same as those for Vernal Pool Branchiopods and are described in the following section.

### Vernal Pool Branchiopods

The proposed project would result in the fill of 4.08 acres of vernal pool wetlands. Any tadpole shrimp or fairy shrimp eggs would be destroyed by the Proposed Action. However, while these pools could provide suitable habitat for the tadpole shrimp and the fairy shrimp, none have been found during surveys, and these wetlands were considered low quality during the assessment for the PBO. Conservancy fairy shrimp are understood to inhabit vernal pools similar to the aforementioned species, however, none have been found on any of Travis AFB's properties.

Installation of a drainage system beneath the runway would direct any precipitation that falls on the impervious surface into the storm drain and not allow runoff to the surrounding wetland drainages, as it currently does. Currently, impervious surface represents 113 acres out of an estimated drainage area of 390 acres, based on topography. This impervious surface area would be permanently reduced by approximately 41 acres which would result in a benefit since more precipitation would be able to infiltrate the soil than currently. New impervious surface would represent 72 acres out of a total of 390 acres, or approximately 18 percent. While surrounding drainages would receive less runoff, they would receive more recharge from infiltration of areas converted to grassland as a result of reducing impervious cover. Since runoff from the runway would be redirected, less contaminants would be directed into adjacent wetlands resulting in a benefit.

The final biological opinion for the project found that a total of about 4.08 acres of tadpole shrimp and fairy shrimp habitat would be directly impacted, and 3.82 acres indirectly impacted, due to the proposed project. To compensate for this unavoidable adverse impact Travis AFB has proposed to compensate for tadpole shrimp and fairy shrimp habitat at a ratio of 1:1 through the purchase of 7.9 acres of credits at a Service-approved tadpole shrimp and fairy shrimp conservation bank.

In addition, the following conservation measures to minimize adverse impacts to all vernal pool species would be implemented, in accordance with the BO:

### Vernal Pools

VP-1-The proposed project will follow specific procedures and practices necessary to suppress the generation of fugitive dust during construction activities, including

## Environmental Consequences

covering of vehicles hauling loose material, regular watering of construction areas, and stabilization of disturbed areas. Unprotected or bare soils will be treated on a regular basis during construction work to minimize wind erosion. Possible treatments include, but are not limited to, watering and/or covering areas with tarps, straw, or erosion control blankets. Water for dust control will only be used in such quantities necessary to arrest erosion and will not be used in excess such that watering results in ponding or runoff to reduce impacts to pools within 250 feet of the proposed project.

VP-2- All fueling, and maintenance of vehicles and other equipment will occur at least 250 feet from any riparian habitat or water body. If vehicle or equipment maintenance is necessary, it will be performed in the designated staging areas. Spill containment kits will be present at all sites where petroleum-fueled equipment is used.

### Migratory Birds

A number of migratory birds could be in the general proposed project area; however, very few are likely to be within the limits of disturbance. A primary reason for this is that airfields are managed specifically to reduce the incidence of birds in and around the airstrip (Travis AFB, 2011). Therefore, there are no shrubs, trees, or dense marshlands, as these could attract birds which would present a hazard to both the birds and aircraft. Consequently, the only migratory birds likely to be present in the Proposed Project area would be Tricolored black birds, and the long-billed curlew. Only the curlew is a ground nester.

Surveys would be conducted prior to the commencement of work to identify any migratory birds or their nests. Active nests would be flagged for avoidance.

With appropriate surveys and avoidance, there would be no impacts to migratory birds.

### Burrowing Owls

The nests and foraging territories of burrowing owls on the installation are well understood and known residence areas are surveyed regularly in accordance with the bases INRMP and BASH plan. Travis AFB most recent burrowing owl monitoring report showed five occurrences of burrowing owl near the other runway, but none near the proposed project area burrowing owls (Travis AFB, 2019c; Appendix C-4). However, in the unlikely event burrowing owls are discovered in the disturbance area the following actions would be carried out in accordance with recommendations listed in the Travis AFB 2019 Burrowing Owl Monitoring plan and the BASH plan.

- i. Monitor owls that are utilizing burrows within 500 m of the active runway to determine their BASH risk potential.
  - a. If found that owls are encroaching within 250 m of the active runway, exclude owls, relocate if possible, and remove the burrow.
- ii. Exclude owls from burrows within 250 meters of the flight line area as they may present a greater BASH risk.

### Environmental Consequences

- a. Relocate owls to suitable habitat outside of any BASH risk area.
- b. Preferred areas for relocation include the Aero Club, and Hangar Goldfields area, these areas are maintained for burrowing owl use and include artificial burrows and vegetation maintained at the proper heights.
- c. In the unlikely event an active nesting pair were found within the exclusion area, fencing would be established and maintained until the owlets are sufficiently matured to leave the burrow and/or be relocated without harm.

To promote safety of aircraft, personnel, and owls, the owls cannot be allowed to remain within the 250m exclusion zone surrounding the flight line area. This exclusion zone encompasses the entire disturbance area.

Since none of the potential impacts rise above the current environmental baseline for burrowing owls, there would be no impact to burrowing owls.

### Bald and Golden Eagles

Both bald and golden eagles have been observed near the proposed project area. However, both of these species nest on top of tall structures, such as trees or power transformer, none of which are present near the Proposed Project area. Tall structures have been excluded from most areas of the AICUZ clear zones for the safety of aircraft. Since there are no suitable nesting locations, the Proposed Action would not have an effect on bald and golden eagles.

### Invasive Species

Invasive species can have a significant and adverse effect on the health of the environment. Consequently, it is of great importance to ensure that projects do not transport any non-native biological media. Despite the fact that there is already substantial invasion of non-native species in the proposed project area, care must be taken to not introduce additional invasive species. Since biological material with invasive potential is pernicious, the following minimization measure would be in effect if the Proposed Action were selected:

- Previously used construction equipment would be thoroughly cleaned prior to bringing it onto the project site. Equipment must be free from soil residuals, egg deposits from plant pests, noxious weeds, and plant seeds. Additional cleaning requirements per the U.S. Department of Agriculture would be in effect for noxious weeds or pests of local concern.

### Non-jurisdictional wetlands

To the extent possible, the Proposed Action is designed to avoid impacts to jurisdictional and non-jurisdictional wetlands. While the Proposed Action would result in the loss of 4.08 acres of non-jurisdictional wetlands, off-site compensatory mitigation for these wetlands would be achieved through the purchase of mitigation credits at an approved bank as required by the Biological Opinion.

Measures to protect wetlands adjacent to the Proposed Project area include the installation of temporary construction fencing around seasonal wetlands and the

**Final Environmental Assessment for  
Reconstruction of Runway 21R/03L at Travis Air Force Base, California**

**Environmental Consequences**

implementation of stormwater BMPs, including installation of silt fencing and straw wattles to minimize runoff into wetland features.

Potential impacts on wetland resources would be less than significant with implementation of avoidance and minimization measures and with compensatory mitigation for unavoidable loss of wetlands.

***No Action Alternative.***

Under the No Action Alternative, construction or other changes to the physical environment that could affect biological resources would not occur. Current impacts to biological resources from routine operation of the airfield would continue at current levels.



## Environmental Consequences

### 4.5 CULTURAL RESOURCES

Effects to Cultural Resources would be considered significant if they violated any federal or state laws. Effects would also be considered significant if they substantially adversely affected historic districts, structures, or objects listed or eligible for listing in the NRHP, or if such actions caused a loss or destruction of tribal cultural resources.

The SHPO concurs that a finding of no historic properities affected is appropriate. Letter received March 12, 2021 (Appendix A-2).

#### ***Alternative 1 (Proposed Action).***

Construction of the Proposed Action would necessitate demolition of Runway 21R/03L. While the runway is greater than 50 years old, through consultation with the SHPO, it was determined that the runway was not eligible for NRHP listing due to modifications and repairs that have occurred during the course of operations. Other structures on the installation which are contributing elements to recognized Historic Districts on the base or are individually eligible are sufficiently far enough away from the work such that they would not be adversely affected by the proposed work.

As with any ground disturbing project, there is a possibility of unearthing unanticipated artifacts, remains, or objects of cultural significance. However, records searches, and previous archeological survey indicated that intact prehistoric and historic sites are not likely to occur within the APE of the Proposed Project area.

Travis AFB has inadvertent discovery procedures outlined in their Integrated Cultural Resources Management Plan (ICRMP), which outlines actions required to protect the resource to the maximum extent practicable.

In addition, Travis AFB reached out to tribes historically associated with the lands of the installation. No objections to the Proposed Action were received. Copies of the consultation are available in Appendix A.

Because no cultural resources are reasonably expected to be impacted by the Proposed Action, no potential to cause adverse effects, temporary or permanent, are expected as a result of the Proposed Action.

In the event of inadvertent discovery, which could lead to unanticipated impacts, the following best management practices would be in effect:

- If, during excavation or other construction activities, any previously unidentified or unanticipated historical, archaeological, and cultural resources are discovered or found, activities that may damage or alter such resources would be suspended. The area would be secured to prevent employees or other persons from trespassing on, removing, or otherwise disturbing such resources. Resources include, but are not limited to: any human skeletal remains or burials; artifacts; shell, midden, bone, charcoal, or other deposits; rock or coral alignments, pavings, wall, or other constructed features; and any indication of agricultural or other human activities. The Installation Cultural Resources Manager would be contacted who would consult with the SHPO or Tribal representative, as applicable, on the appropriate course of action.

## Environmental Consequences

### ***No Action Alternative.***

If the No Action Alternative is selected, no new ground disturbance would occur, and no excavation or removal of existing pavements would occur. Since there would be no ground disturbance, there would be no potential for effect on Cultural Resources.

## **4.6 EARTH RESOURCES**

### ***Alternative 1 (Proposed Action).***

Implementation of the Proposed Action would not introduce any new permanent standing structures to the installation, therefore there would be no new source of risk to people from seismic activity as a result of the Proposed Action.

Implementation of the Proposed Action would result in the removal of soil sufficient to both extend the runway overruns, as well as to excavate any volumes contaminated by previous air operations.

Soil sampling conducted in support of this project indicated that contamination levels were below contamination thresholds, consequently, it is not anticipated that substantial volumes of soil would need to be removed due to contamination (Appendix E). Since soil was not tested for PFAS, it is possible that contaminated soils exist in the project area. During construction, excavated soils would be appropriately sampled and segregated, PFAS contaminated soils above the applicable risk screening level would be disposed of appropriately.

Therefore, the only soil anticipated to be removed would be those volumes necessary for the extension of the overruns. The overrun would be placed in the footprint of an existing taxiway; thus, it is likely that some replacement of the underlying native material has already occurred. To meet pavement criteria, this results in an estimated removal volume of approximately 10,000cy of soil which would likely be disposed of at the Potrero Hills landfill.

In addition, twelve inches of soil below all runway, taxiway, and overrun surfaces would be modified with Lime or cement to stabilize the foundation of the runway. The total volume of soil impacted by the modification would be approximately 105,000cy of native material.

The San Ysidro soil series is associated with farmland of statewide importance, as the soil itself and the climate possess the characteristics needed for the production of crops. However, these soils are moderately extensive, extending throughout much of California's central valleys. Therefore, the permanent loss of this amount of these soils would be less than significant.

While construction for national defense purposes is exempt from the Farmland Protection Policy Act, to minimize native material loss to the maximum extent practicable, the following BMPs would be in place:

- Clean soil would be able to be reused for backfill. Contaminated soil cannot be reused for backfill.

#### Environmental Consequences

- Where possible, topsoil would be stripped and stockpiled for replacement at the completion of work. Contaminated topsoil cannot be reused.
- To minimize the disposal of native material to the maximum extent practicable, specific written authorization would be required to dispose of native soil material excavated as a part of this project that would otherwise be satisfactory for use.

#### ***No Action Alternative.***

If the No Action Alternative is selected, there would be no excavation needed to support the new overrun, and the existing subgrade would remain as-is, without modification. Therefore, there would be no new impacts to soils, or any other Earth Resources.

#### **4.7 HAZARDOUS MATERIALS / WASTES AND SOLID WASTES**

Impacts to the human environment from solid waste generation could be significant if the capacity of local landfills were to be exceeded, eliminating this resource from public use. Impacts to the human environment from HM and /or HW could be significant if these materials were introduced into an area where they did not previously exist and should not be; if they adversely affect the health and safety of the public; substantially degraded the health or quality of the environment; or introduce unknown or uncertain risks.

#### ***Alternative 1 (Proposed Action).***

##### *Solid Waste*

Construction of the Proposed Action would result in the generation of solid wastes. Depending on the recycling rate the project is able to employ, wastes generated from the Proposed Action could total between approximately 228,000 cubic yards of material to 10,000 cubic yards of material. PCC is 100 percent recyclable, while only approximately 30 percent is anticipated to be reused on site, Vulcan Materials, Teichert Aggregates, and Bell Marine Industries, among others, accept construction debris for recycling. Maximizing reuse and recycling of aggregate would reduce the cost of the Proposed Action, as some of these companies accept the debris free of charge. Hot mix asphalt is not widely recyclable and was considered a solid waste for the purposes of this assessment. The current capacity of the Potrero Hills Landfill is 13,872,000 cubic yards, therefore, wastes from the Proposed Action could consume 0.016 percent of the remaining capacity. However, due to the weight of the material, if wastes were disposed of, disposal would need to be distributed over time to prevent exceeding the daily tonnage allowance, or a waiver would be needed. Based on these factors, the Proposed Action would not result in a significant impact to solid waste handling facilities or significantly reduce availability of these resources to the public.

##### *Hazardous Materials and Hazardous Wastes*

Construction of the Proposed Action would result in the handling of HM and the generation of HW.

Demolition of the existing runway could cause a release of asbestos as naturally occurring asbestos is sometimes found in PCC rubble. However, testing cores were

## Environmental Consequences

taken in support of the Proposed Project, and no asbestos above the detection level was found (Appendix E-3).

### Operable Units and Environmental Restoration Program Sites

Some soil disturbance necessary to complete the Proposed Action would occur in managed ERP sites on the installation. There are contaminated groundwater plumes associated with LUC site SS016, and precautions for workers would need to be in effect when working within ERP site SS016. Similarly, TCE contamination exists at SS029. Hazardous vapors could be present during soil disturbing operations at this site. Residual benzene present at ST032 could present a hazard to workers.

If soil is determined to be hazardous, it would need to be appropriately disposed of. Such soil would not be suitable for re-use or stockpiling, as this would increase the chance of an uncontrolled release of HM to the environment. Transportation of contaminated soils to appropriate facilities could increase risk of HM exposure to the public.

To successfully complete the Proposed Action, excavation into the ground would need to occur to a minimum depth of 36-inches or 3 feet in most instances, with a potential to excavate deeper to level underlying material. Depth to groundwater in the Proposed Project Area ranges from 4 feet to 15 feet below ground surface. While the permanent aquifer is generally 12 to 30 feet below ground surface, during the excavation groundwater could nonetheless begin to seep in and accumulate in excavation pits. In and near the managed ERP sites, this groundwater could be contaminated and would be disposed of at a permitted facility in accordance with existing protocols.

Two monitoring wells exist within the LOD for the project, MW 110X16 and MW2258X27. These monitoring wells would be flagged for avoidance like any other sensitive resource. The wells would be protected in place. Thirteen monitoring wells exist near the LOD, since the entire LOD would be fenced, these monitoring wells would be unlikely to be affected by the Proposed Project activities (Figure 4-1).

Use and operation of the batch plant needed to generate PCC for the runway could generate a number of HW such as mercury, and metal contaminated ash, in addition to air emissions as discussed in Section 4.3.

Lastly, paints used for runway markings could contain volatile organic compounds (VOCs) or other hazardous constituents. The paint proposed for this action would be low VOC, and water based.

Travis AFB is highly experienced at handling HM/HW. Numerous policies and procedures are in place to reduce the risk of uncontrolled release of HM/HW to the environment, and to ensure proper handling and disposal of HM/HW. While the full scope of handling for HW is outlined in the Travis AFB Hazardous Waste Management Plan, key provisions which have particular bearing on the safe execution of the Proposed Action are outlined below:

**Final Environmental Assessment for  
Reconstruction of Runway 21R/03L at Travis Air Force Base, California**

**Environmental Consequences**

- Personnel working in areas of known or suspected contamination would need the appropriate level of HAZWOPER certifications, which would be verified prior to the commencement of work.
- A spill plan, and an accident prevention plan would be required prior to the commencement of work.
- Transportation of HW would only be done by licensed transporters, to licensed facilities.
- Soil excavated from the Proposed Project area would be characterized to determine if it contains contamination, including PFAS, above acceptable limits. Contaminated soil would be segregated, then disposed.
- Groundwater in excavated areas would be treated as hazardous if it occurs in areas identified by the ERP as containing contaminated groundwater plumes.
- Operation of the batch plant would occur under the proper permit to ensure safe operation.

Since Travis AFB has established policies and procedures in working with HM/HW, and the locations of contamination are well known and documented, implementation of the Proposed Action is not expected to increase known risks or to introduce an unknown risk of any significance. In addition, the robustness of these procedures and policies substantially reduces the risk of exposure to the public. While there is always a risk of spill, or uncontrolled release, proper worker certifications in addition to a spill prevention and response plan would reduce the environmental damage that could result from a release.

During the 19 May Restoration Program Managers meeting, representatives from EPA, Dept. of Toxic Substances Control and the Regional Water Board were briefed by the AFCEC ERP manager about this EA for the runway project. The ERP manager informed the agency representatives that they would be receiving a copy of the draft EA to review and comment on. These regional agencies were notified of the EA during the CEQA submittal and review process. Comments and responses from this are in Appenix B.

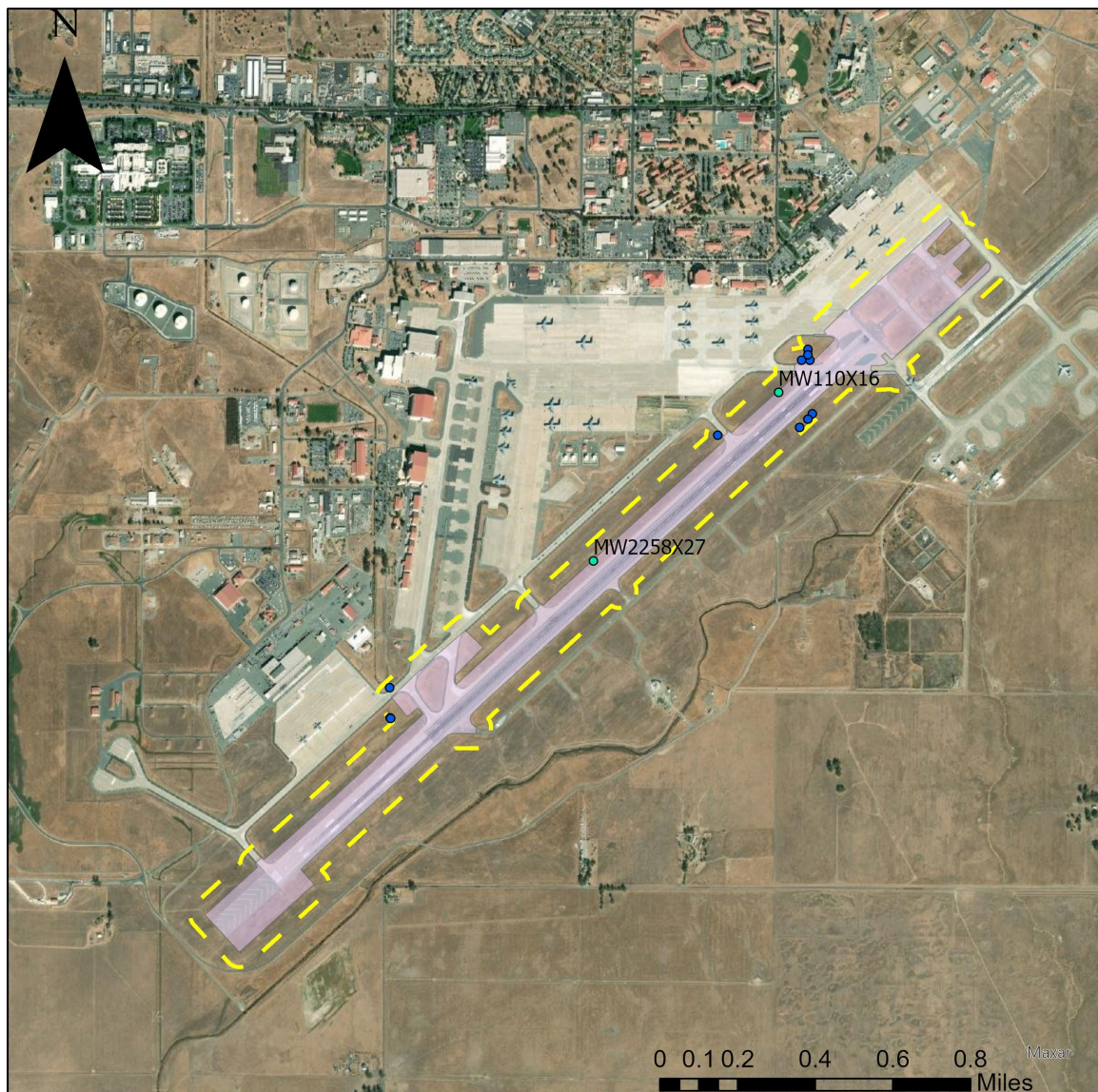
Taken together, the risks to the environment and/or public safety from the Proposed Action due to the handling, use, generation, storage and disposal of HM/HW is less than significant.

***No Action Alternative.***

If the No Action Alternative is selected, no additional HW would be generated. Regularly scheduled maintenance would still generate small amounts of HW, which would be handled and disposed of in accordance with existing procedures. These maintenance actions would continue until Runway 21R/03L would be rendered completely unusable. Existing ERP sites would continue to be managed as is and current risk levels would remain unchanged.

**Final Environmental Assessment for  
Reconstruction of Runway 21R/03L at Travis Air Force Base, California**

**Environmental Consequences**



**Map Elements**

- Travis AFB Monitoring Within LOD
- Monitoring Wells Within Buffer Area
- └┐ Work Area Buffer Zone
- Limits of Ground Disturbance

**Monitoring Wells Near the LOD**

MW1013X32	MW107X32	MW723X37
MW1024X32	MW110X16	MW724X37
MW1026X32	MW2114X37	MW792X27
MW1027X32	MW2258X27	
MW1028X32	MW246X32	

Environmental Assessment for Proposed Reconstruction of Runway 21R/03L
Monitoring Wells Near the Proposed Project Area
United States Air Force Travis Air Force Base California

**Figure 4-1: Specific locations of monitoring wells near the Proposed Project Area. Note that wells within the LOD are labeled on the map in light blue, other wells near the LOD are labeled in dark blue. Wells outside the LOD would not be affected by the work.**



## Environmental Consequences

### 4.8 NOISE

Impacts to the human environment from noise would be significant if they substantially increased the ambient noise levels, even temporarily, near sensitive receptors, or to a level where a state or local law would be violated.

#### ***Alternative 1 (Proposed Action).***

Representative noise levels associated with the construction of the proposed action would be as follows:

**Table 4-3: Noise Levels of Construction Activities Associated with the Proposed Action**

Type of Equipment	Decibels (at 50 feet)	AICUZ Noise Zone Where Used
Backhoe	80	DNL 80+
Compacter	80	DNL 80+
Compressor	80	DNL 80+
Concrete saw	90	DNL 80+
Concrete Batch Plant	83	DNL 80+
Concrete mixer truck	85	DNL 80+
Crane	85	DNL 80+
Grader	85	DNL 80+
Paver	85	DNL 80+
Scraper	85	DNL 80+
Trucks	55	DNL 80+
Vacuum Sweeper Truck	85	DNL 80+

Since all actions associated with the Proposed Action would be on, or immediately adjacent to the flightline, the noise associated with the Proposed Action does not differ significantly from the baseline.

Since the installation was in place prior to growth of the surrounding area, adjacent land uses are largely rural and there are few sensitive receptors within the established airfield noise contours. As stated in Section 3.9, there are no sensitive receptors within the 80+ zone, and there are 20 residences within the 65 dBA contour.

Because the noise emitted from construction machinery is substantially similar to, or less than the noise emitted from flight operations, there would be no impact to the human environment from noise associated with the Proposed Action.

#### ***No Action Alternative.***

If the No Action Alternative were to be implemented, the current noise environment would remain unchanged. Expected contributions to noise under the No Action Alternative would include continuing flight operations, regularly scheduled maintenance, and other activities associated with the normal functioning of the air field. Noise contours associated with operations on Travis Airfield would remain as they currently are.



## Environmental Consequences

### 4.9 PUBLIC AND OCCUPATIONAL HEALTH AND SAFETY

Impacts to public and occupational health and safety could be significant if they posed a danger to the general public, posed unknown/uncertain risks to workers, or violated any federal or state laws.

#### ***Alternative 1 (Proposed Action).***

Implementation of the Proposed Action could pose risks to worker health and safety. Implementing the Proposed Action would require construction activities involving military and civilian personnel. Administrative controls would reduce risks to workers. Prior to commencement of work, a project specific health and safety plan, and an accident prevention plan are required to be drafted and approved. All personnel would be trained on the contents of the plan, and regular safety reminders, such as tailgate safety meetings would reduce the risk of an unsafe environment. The use of Personal Protective Equipment (PPE) as appropriate to the task, in accordance with regulations, would be required on the job site at all times. In addition, a designated Safety Officer would be required to be on-site during jobs of this magnitude to ensure a safe working environment. To reduce risks to the public, access to the jobsite would be controlled through the use of barriers, signs, or other methods as appropriate. At the end of each workday, the jobsite would be secured to prevent unauthorized access.

With implementation of the health and safety plan, accident prevention plan, PPE and appropriate supervision, the potential for adverse impacts on safety and occupational health are expected to be minor during construction of the Proposed Action.

#### ***No Action Alternative.***

If the No Action alternative is selected current airfield operations would continue to the extent practicable. However, as the condition of the runway is degrading, there is an increased risk of mishaps due to pavement failures. Crumbling asphalt, and chips of cement could become FOD. Continued pumping of water from under the runway due to full depth cracks could change the frictional coefficient on the runway which would increase risk when landing. In addition, the shorter overrun currently existing is inherently less safe than a longer overrun.

While no new risks would be introduced, existing risk from air operations would increase until such time as the runway could no longer be operated. Regular maintenance actions would be insufficient to bring the runway up to a safe operating condition, therefore continued operation would increase risks to pilots and ground personnel. Over time, this risk could become significant to the extent that the runway would be removed from operation.

## Environmental Consequences

### 4.10 TRAFFIC AND TRANSPORTATION

Impacts to traffic and transportation would be significant if they significantly increased the vehicle miles traveled by persons utilizing the road networks, or if they created substantial traffic congestion and increased the idling time of vehicles on the road.

#### ***Alternative 1 (Proposed Action).***

If the Proposed Action were to be implemented, there would be increases of traffic along the haul route during the phases of construction that would require the removal of material from the site or delivery of material to the site. The majority of increased traffic would be limited to the boundaries of the installation. Trucks would enter via the southern gate, therefore, base traffic, which is concentrated in the northern sections of the installation, would not be affected. Haul routes would then lead off the installation to the nearest refuse site. The nearest landfill is five miles from the Proposed Project area. The roads leading to this landfill are seldom used by the general public. Speed limits range from 15 miles per hour to 50 miles per hour on Highway 12.

Since speeds are generally low, and the roads are only lightly used by the general public, these temporary impacts to traffic and transportation would be less than significant.

#### ***No Action Alternative.***

The No Action alternative assumes that the construction of the Proposed Action would not occur. Therefore, traffic patterns would continue as they currently are, and there would be no effect.

### 4.11 WATER QUALITY, WATER RESOURCES, AND WETLANDS

Impacts to wetlands could be significant if there was a substantial effect on federally-protected wetlands or other waters of the U.S., as defined by Section 404 of the Clean Water Act. Impacts to water quality could be significant if they violated water quality standards or any other applicable laws.

#### ***Alternative 1 (Proposed Action).***

##### *Wetlands*

Water quality impacts that could result from project construction activities and project operations were evaluated based on the construction practices and materials that would be used, the location and duration of the activities, and the potential for degradation of water quality or beneficial uses of project area waterways.

If the proposed action were implemented 4.08 acres of non-jurisdictional wetlands would be filled to accommodate the new overrun. Since the aquatic features are non-jurisdictional, the requirements Section 404 and 401 of the Clean Water Act would not apply. However, these features would still be recognized as wetlands by EO 11990. No permit would be sought for compliance with the Waste Discharge Requirement of the Porter Cologne Water Quality Control Act (Section 3.12).

## Environmental Consequences

Construction in wetlands conforming to the definition in EO 11990 is only permitted if there are no other practicable alternatives. Based on the screening of alternatives as outlined in Section 2, there are no other practicable alternatives which would meet the purpose and need of the project which do not have impacts on wetlands. Extension of the overrun is needed to operate the runway safely in compliance with Air Force and FAA requirements. The overrun could not be extended to the south, as there are wetlands with endangered species in them. The alternative selected is the only practicable alternative which meets the purpose and need of the project. The construction boundaries have been minimized to the maximum extent practicable, and minimization measures would be employed as outlined below, and as further defined by permit requirements to minimize impacts to adjacent wetlands. Mitigation for direct and indirect impacts to vernal pool habitats would require the purchase of 7.9 acres equivalent credits from an appropriate USFWS approved mitigation bank. This mitigation purchase would fulfill requirements for both ESA under section 7 as well as EO 11990.

Filling of wetlands would be a permanent adverse effect; however, with avoidance, minimization and mitigation measures as stipulated by the SWPPP and other permits, as applicable and required, the loss would be less than significant.

### Groundwater

Groundwater beneath Travis AFB is not used for potable purposes due to low-yield and nearby ERP sites, however, groundwater still has environmental value. Implementation of the Proposed Action would reduce the amount of impervious surface on the installation. Consequently, this would increase potential groundwater recharge, which would be a permanent, beneficial effect.

### Surface Water and Stormwater

Numerous activities associated with the Proposed Action could have an adverse effect on surface water quality during construction directly, and indirectly through stormwater runoff. Removal of vegetation, grading, pavement demolition, and material hauling could liberate soils which could move into surface waters if runoff is not controlled. Since the Proposed Project would disturb more than one acre of land, a Construction General Permit would be required. Acquisition of a permit would require a Stormwater Pollution Prevention Plan be prepared prior to on-site construction related work on the project commencing. In addition, implementation of the Proposed Action would include repairs and upgrades to the existing storm drain system. As some of these conveyances have been encroached on by plant roots, implementation of the Proposed Action would result in a beneficial effect on stormwater systems.

### Floodplains

Since the Proposed Action would not occur in a base floodplain, there would be no adverse impact to floodplains from the Proposed Action.

### Wastewater

### **Environmental Consequences**

Operation of the temporary batch plant as a component of the Proposed Action would generate wastewater. However, wastewater generation on base currently averages 1 million gallons per day. At full capacity, the batch plant would produce approximately 30,000 gallons of wastewater per day. This represents approximately 3 percent of the current volume. Therefore, impacts to wastewater treatment systems, and impacts from generated wastewater would be less than significant.

Taken together, impacts from the Proposed Action would result in some minor adverse impacts, and some minor beneficial impacts. Best Management Practices detailed in the CGP and project specific SWPPP would help reduce impacts to water resources and water quality by keeping dust and particulates damp, using only enough water for dust control. Potential BMP's listed below:

Minimize sediment laden runoff by:

- Spraying water on structures being demolished
- Spraying water on debris piles being moved or loaded for hauling off Base
- Spraying water on areas being graded or excavated as well as access roads and parking areas being traveled by equipment
- Using covered roll-off dumpsters to minimize handling and exposure to wind, cover at the end of every shift

Cover exposed soil by:

- Keeping debris piles covered when windy or until site removal has occurred by using a secured tarp with ropes, weighted sandbags and/or securely fasten with stakes.
- Preventing rain from washing away soil
- Preventing soil from becoming saturated and sliding

Vegetation:

- Preserve existing vegetation
- Maintain 50-foot vegetated buffer strip to all waterways
- Divert flow away from exposed soil
- Slow flow to reduce velocity and erosion
- Filter flow to remove sediment
- Retain flow to allow percolation and reduce runoff to the maximum extent practicable:

### **No Action Alternative**

If the No Action Alternative is selected, no changes to wetlands, water resources, floodplains, or wastewater would occur. No changes to the stormwater drainage system or stormwater management would occur.

Other NEPA Considerations

## 5.0 OTHER NEPA CONSIDERATIONS

### 5.1 UNAVOIDABLE ADVERSE EFFECTS

This EA identifies any unavoidable adverse impacts that would be required to implement the Proposed Action and the significance of the potential impacts to resources and issues. NEPA §1508.27 specifies that a determination of significance requires consideration of context and intensity. Reconstruction of Runway 21R/03L would impact the local project area at Travis AFB. The severity of potential impacts would be limited by regulatory compliance for the protection of the human and natural environment, proposed avoidance and minimization measures, and compensatory mitigation.

Unavoidable short-term adverse impacts associated with implementing the Proposed Action would include temporary erosion and sedimentation from soils disturbance, a temporary increase in fugitive dust and air emissions during construction, intermittent noise, and minor alterations to local traffic and airfield operations. However, these effects are considered minor and would be confined to the immediate area. Use of environmental controls and implementing controls required in permits and approvals obtained would minimize these potential impacts. Unavoidable, long-term, adverse impacts would occur to up to 4.08 acres of non-jurisdictional wetlands during Runway 21R/03L replacement.

For the Proposed Action to be accomplished, these adverse impacts would occur. The action is required to ensure safe airfield operations in accordance with FAA regulations and Air Force guidance. No other alternatives would provide the engineering solution to meet the safety standards for this unique mission of national security.

### 5.2 RELATIONSHIP OF SHORT-TERM USES AND LONG-TERM PRODUCTIVITY

The relationship between short-term uses and enhancement of long-term productivity from implementation of the Proposed Action is evaluated from the standpoint of short-term effects and long-term effects. In reference to the Proposed Action, “short-term” refers to the temporary phase of construction of the proposed project, while “long-term” refers to the operational life of the proposed project and beyond.

Construction of the Proposed Action would result in short-term construction-related impacts such as interference with air operations on Travis AFB, limited air emissions, dust generation, disturbance of wildlife, loss of wetland habitat, and generation of solid wastes. These impacts would be temporary and would occur only during construction and are not expected to alter the long-term productivity of the natural environment.

The Proposed Action would assist in the long-term productivity of the surrounding habitat by reducing the amount of impervious surface, which would reduce runoff and increase groundwater recharge. It would assist in the long-term productivity of the human environment by retaining Runway 21R/03L in its current location, in lieu of creating new land disturbance elsewhere. It would also assist in the long-term productivity of the human environment by increasing safety of air operations using the runway which would allow the military mission to continue. These long-term beneficial

#### Other NEPA Considerations

effects of the Proposed Action would outweigh the mitigable short-term adverse impacts to the environment resulting primarily from project construction.

### 5.3 IRREVERSIBLE AND IRRETRIEVABLE COMMITMENTS OF RESOURCES

NEPA §101 2(c)(iv) requires a detailed statement on any irreversible and irretrievable commitments of resources that would be involved in the proposed action should it be implemented. Irreversible and irretrievable resource commitments are related to the use of non-renewable resources and the effects that the use of those resources have on future generations. Irreversible commitments of resources are those that cannot be reversed except over an extremely long period of time. These irreversible effects primarily result from destruction of a specific resource (e.g., energy and minerals) that cannot be replaced within a reasonable time frame. Irretrievable resource commitments involve the loss in value of an affected resource that cannot be restored as a result of the action (e.g., extinction of a threatened or endangered species or the disturbance of a cultural site).

The proposed action would constitute an irreversible or irretrievable commitment of non-renewable or depletable resources, for the materials, time, money, and energy expended during activities implementing the proposed action. Under the Proposed Action, there would be irreversible and irretrievable commitments of resources.

Use of landfills to accept construction wastes and debris would result in a permanent incremental loss of landfill capacity. Consumption of fossil fuels and energy would occur during construction and operation activities. Fossil fuels (gasoline and diesel oil) would be used to power construction equipment and vehicles. Electrical power would be used for lighting and operations. The energy consumed for project construction and operation represents a permanent and non-renewable commitment of these resources.

Materials for construction, including cement and asphalt constituents, piping, electrical components, and other appurtenant structures, would be irretrievably committed for the life of the project. Use of these materials represents a further depletion of natural resources. Construction and maintenance activities are considered a long-term non-renewable investment of these resources.

Land, including the 4.08 acres of non-jurisdictional wetlands and small amounts of grasslands to support the extended overrun, would be physically altered by construction and would be committed to the new use for the foreseeable future. This would represent a permanent commitment of the land to a developed use for the life of the project and would decrease the amount of open land available for other uses. The capital and labor required for construction would be an irreversible and irretrievable commitment of resources.

In addition to the resources expended during the reconstruction of Runway 21R/03L, there would be consumptive use of certain non-renewable energy resources and repair materials required to maintain Runway 21R/03L for the new remaining life of the project.

## Other NEPA Considerations

### 5.4 CUMULATIVE EFFECTS

This EA also considers the effects of cumulative impacts as required in 40 CFR §1508.7 and concurrent actions as required in 40 CFR §1508.25[1]. A cumulative impact, as defined by the CEQ (40 CFR §1508.7) is the "...impact on the environment which results from the incremental impact of the action when added to other past, present, and reasonably foreseeable future actions regardless of which agency (federal or non-federal) or person undertakes such actions. Cumulative impacts can result from individually minor but collectively significant actions taking place over a period of time."

Actions announced for the region of influence for this project that could occur during the same time period and have effects which could combine with effects of the Proposed Action include:

- Repair south gate search wall & drainage points at traffic check on Travis AFB.
- Repair Foam Fire Suppression Systems, Hangar B14 on Travis AFB.
- Invasive Species Management Environmental Assessment on Travis AFB- Travis Air Force Base is proposing management methods to control invasive species on Travis AFB. An EA will be developed to evaluate the impacts of implementing those methods.
- Highway 12 Logistics Center Project, City of Suisun-The project proposes development of approximately 1.28 million square feet of building space for warehousing and logistics on approximately 93 acres of land area (development area) and approximately 389 acres of permanently preserved open space. The project would permanently preserve approximately 389 acres of the project site as open space. This open space could be planned and managed to offset impacts of on-site development, serve as mitigation for other projects, and/or preserve and avoid impacts to covered species consistent with the City of Suisun City's General Plan and the Solano County Multispecies Habitat Conservation Plan, once adopted. The project will include ongoing land management requirements for preserved open space and will include features to avoid environmental degradation, such as improvements and a management regime to capture and remove solid waste that historically has been accumulating in area drainages. Grazing on the project site will be planned and managed consistent with the project's habitat conservation strategy and mitigation requirements.
- Recology Hay Road Landfill Expansion Project- The project involves expanding an existing landfill into adjacent undeveloped land. The project will result in impacts to 18.36 acres of CTS and giant garter snake (*Thamnophis gigas*) habitat including temporary impacts to 0.61 acres; the project will permanently remove 16.32 acres of CTS habitat and 1.43 acres of giant garter snake habitat.
- Pacific Gas and Electric Company (PG&E) Bay Area Operations & Maintenance 30 Year Plan- The plan would cover PG&E's Operations and Maintenance, and minor new construction activities for its natural gas and electric lines, and establish a comprehensive approach to avoid, minimize, and fully mitigate

#### Other NEPA Considerations

impacts on covered species and habitat (collectively “covered activities”). PG&E has filed an application for an Incidental Take Permit under Section 2081 of CESA with the California Department of Fish and Wildlife. The permit will provide incidental take coverage for three species, CTS, Alameda whipsnake, and California freshwater shrimp (covered species), for the next 30 years. The geographic scope of the proposed Project encompasses Alameda, Contra Costa, Marin, Napa, San Francisco, San Mateo, Santa Clara, Sonoma, and Solano Counties. Within those nine counties, the Permit Area consists of PG&E gas and electric transmission and distribution facilities, rights-of-way, lands owned or obtained by PG&E or subject to PG&E easements, access routes, and conservation areas acquired to provide compensatory mitigation for impacts resulting from covered activities.

For this EA analysis, these announced actions are addressed from a cumulative perspective and are analyzed in this section using available information to reasonably consider incremental impact. However, future federal actions would be evaluated in detail under separate NEPA actions conducted by the appropriate federal agency involved.

##### **5.4.1 Air Installation Compatible Use Zone (AICUZ)**

While some of the future foreseeable projects are located within the cantonment area of the installation, none occur near the flightline. Thus, none of the reasonably foreseeable future projects would have an impact on air operations and would therefore not be cumulatively significant.

##### **5.4.2 Air Quality and Climate Change**

Cumulative impacts on air quality could result from multiple simultaneous construction projects. Construction of the Proposed Action and planned reasonably foreseeable future projects would cause temporary air quality impacts due to the exhaust emissions from construction equipment and vehicles as well as fugitive dust. The cumulative increases in construction emissions from the Proposed Action and the foreseeable future projects would be minimized because the projects would comply with applicable federal, state, and local regulations for construction equipment and vehicle emission standards and implementing fugitive dust control measures. However, because the air quality impacts from construction of the Proposed Action are strictly temporary and no new permanent source of emissions would be created, cumulative impacts to air quality from construction of the Proposed Project and foreseeable future projects would be temporary, and less than significant due to regulatory controls.

##### **5.4.3 Biological/Natural Resources**

Implementation of the Proposed Action would result in temporary impacts to CTS upland habitat, however, at the conclusion of the work, these effects would end. The Recology Hay Road Landfill Expansion Project would also result in the loss of 18.36 acres of CTS habitat, of this 16.32 acres would be permanently affected. However,



#### Other NEPA Considerations

review of the project's documents revealed that compensatory habitat will be provided in advance of the project at a ratio of 3:1. Since compensatory mitigation would be completed in advance of the project, habitat losses to CTS would not be cumulatively significant in the region. In addition, the operations and maintenance plan proposed by PG&E would likely result in the direct mortality of CTS within the region. While these PG&E project impacts would be adverse, and cumulative, they would remain less than significant due to mitigation measures to be implemented in advance of habitat disturbance and at mitigation sites located as close as possible to the areas of disturbance.

In addition, Travis AFB has proposed an invasive species management plan. Invasive species exert a high level of stress and competition on existing native species. Implementation of the plan would likely improve habitat for CTS and vernal pool species on the installation, which in many ways serves as a refugia for these species, as comparatively little development occurs on the periphery of the installation.

None of the other projects are anticipated to impact wetlands, jurisdictional or otherwise. Taken together, impacts to biological resources would not be cumulatively significant.

#### **5.4.4 Cultural Resources**

The Proposed Action would not affect known historic or cultural resources; therefore, no contribution to cumulative impacts on cultural resources would occur from the construction of the Proposed Project.

#### **5.4.5 Earth Resources**

Construction of the Proposed Action would result in the loss or modification of native soil materials. All other projects off of the installation would similarly involve the loss or modification of native soil materials including some soils designated as farmland of statewide importance. While land conversion and soil loss are occurring at a high rate throughout the region, general planning documents, including the Solano County General Plan (2008), and the Vacaville General Plan (2015) are generally supportive of development within specified zones. Travis AFB is considered a non-agricultural or non-preserved zone (Solano County, 2008). Therefore, these impacts are not considered to be cumulatively significant.

#### **5.4.6 Hazardous Materials / Waste**

The generation of HM/HW could be considered to be cumulatively significant if capacities for storage, handling, or disposal of these substances were exceeded. Repair Foam Fire Suppression Systems, Hangar B14 on Travis AFB could also generate HW, however, HM are routinely used, and HW is routinely and properly disposed of or recycled in accordance with AFI 32-7086, *Hazardous Materials Management* (Air Force, 2004); AFI 32-7042, *Solid and Hazardous Waste Compliance* (Air Force, 2010); and the *Travis AFB Integrated Solid Waste Management Plan* (Travis AFB, 2007). In addition, there is a robust network of receiving facilities which are operated by the county and

#### Other NEPA Considerations

private operators which have many successful recycling programs. With implementation of management practices in accordance with regulations, the Proposed Action, in conjunction with other future proposed projects would not be cumulatively significant.

#### **5.4.7 Noise**

Because of the way noise travels, and the fact that sound disperses and loses energy with increasing distance, only those projects which would occur within the 65 dBA zone of the airstrip would be considered for cumulative effects. The Recology Hay Road Landfill Expansion Project falls within this zone. Review of documents for the Recology project revealed that the project would not substantially (greater than 3dB increase) increase ambient noise levels. Therefore, taken together, impacts to noise from the Proposed Action and nearby projects would not be cumulatively significant to the human environment.

#### **5.4.8 Public and Occupational Health and Safety**

While implementation of the Proposed Action would improve both public safety in the region and occupational safety on the installation, none of the other reasonably foreseeable projects appear to impact public safety.

Meaningful assessments of cumulative impacts to occupational health and safety would be limited to the projects located on the installation, as jobsites are generally separable elements which do not necessarily interact in a way that could cause a cumulative impact. However, there could be a reasonable expectation of employee interchange between jobsites on the installation, as well as potential overlap of jobsites or transit routes on the installation. Implementation of health and safety plans at all jobsites would reduce potential risks to workers.

Consequently, implementation of the Proposed Action and other actions would not result in adverse cumulative impacts on health and safety.

#### **5.4.9 Traffic and Transportation**

The Proposed Action would temporarily affect the local roadway network during project construction because of short-term increases in truck traffic and traffic from construction workers in personal vehicles. Other reasonably foreseeable future projects constructed concurrently with the Proposed Action would also temporarily affect the local roadway network. However, it is anticipated that traffic volumes during construction and operation would be within the capacity of on base and off base roadways, and no long-term increases in traffic volume are anticipated; therefore, the contribution of the Proposed Action to cumulative traffic impacts would not be significant. The Proposed Action, combined with other cumulative projects, would not result in adverse cumulative impacts on transportation.

Other NEPA Considerations

**5.4.10 Water Quality, Water Resources, and Wetlands**

Implementation of the Proposed Action would result in the filling of 4.08 acres of non-jurisdictional wetlands. This loss of wetlands would be compensated for through the purchase of mitigation credits, as needed per permit requirements, consistent with the Biological Opinion. Since all other projects would similarly be required to provide compensatory mitigation for impacts to wetlands there would be no significant cumulative impacts.

End Matter

## 6.0 LIST OF PREPARERS

This EA has been prepared under the direction of the Air Force Civil Engineer Center, USAF, the USAF Air Mobility Command and Travis AFB

This Environmental Assessment was prepared by the USACE Sacramento District. The individuals that contributed to the preparation of this EA are listed below.

**Table 6-1. List of Preparers**

Organization	Name	Resource Area
USACE	David Fluetsch	District Quality Control
USACE	Fiorella Fuentes	Geotechnical Engineer
USACE	Lorena Guerrero	Primary Author
USACE	Yari Johnson	Senior Reviewer
USACE	Nicholas Kent	Supervisory Geologist
USACE	Cory Koger	Senior Chemist
USACE	Susannah Lemke	Historian
USACE	Nicole Schleeter	Wetlands Specialist
USACE	Hope Schear	Cultural Resources
USACE	Zachary Simmons	Senior Reviewer Wetlands
USACE	Mary Pakenham-Walsh	District Quality Control Wetlands

**Final Environmental Assessment for  
Reconstruction of Runway 21R/03L at Travis Air Force Base, California**

End Matter

## **7.0 PERSONS AND AGENCIES CONSULTED/COORDINATED**

The following Persons and Agencies were contacted in the preparation of this EA

**Table 7-1. Persons and Agencies Consulted/Coordinated**

<b>Federal Agencies</b>	
Ms. Lauren Estenson U.S. Fish and Wildlife Service Sacramento Fish and Wildlife Office 2800 Cottage Way Sacramento, CA 95825	Mr. Bryan Matsumoto Regulatory Division/San Francisco District U.S. Army Corps of Engineers, 450 Golden Gate Ave, Floor 4 San Francisco CA 94102-3404
Ms. Jennifer Hobbs U.S. Fish and Wildlife Service Sacramento Fish and Wildlife Office 2800 Cottage Way Sacramento, CA 95825	
<b>State Agencies</b>	
Dr. Julianne Polanco State Historic Preservation Office Department of Parks and Recreation Office of Historic Preservation 1725 23 <sup>rd</sup> Street, Suite 100 Sacramento, CA 95816-7100	
<b>Local Agencies</b>	
<b>Other Stakeholders</b>	
<b>Tribal Agencies</b>	
United Auburn Indian Community Anna Cheng Tribal Historic Preservation Department UAIC 10720 Indian Hill Road Auburn, CA 95603	

End Matter

## 8.0 REFERENCES

Advisory Council on Historic Preservation and U.S. General Services Administration Interagency Training Center, 1995, Introduction to Federal Projects and Historic Preservation Law: Participant's Course Book, Page II-55.

AFCEC, (2012), Air Emissions Guide for Air Force Mobile Sources, Methods for Estimating Emissions of Air Pollutants for Mobile Sources at U.S. Air Force Installations, November 2012.

AFCEC, (2010), U. S. Air Force Air Conformity Applicability Model (ACAM), Version 4.5, Technical Documentation, January 2010.

USAF. 2002b, United States Air Force. IERA-RS-BR-SR-2001-0010, Air Emissions Inventory Guidance Document for Mobile Sources at Air Force Installations, January 2002.

AFCEC. 2017a. *Air Emissions Guide for Air Force Mobile Sources*. July.

AFCEC. 2017b. *Air Emissions Guide for Air Force Transitory Sources*. July.

Auxilio Management Services. 2016. *Final Jurisdictional Delineation for Travis Air Force Base Fairfield, California*.

Bay Area Air Quality Management District (BAAQMD). 2019. *Bay Area Air Pollution Summary – 2019*. Available at <https://www.baaqmd.gov/about-air-quality/air-quality-summaries> Accessed February 2021.

BAAQMD. 2019. Air Monitoring Network Plan. San Francisco, CA. July 1, 2019.

BAAQMD. 2017. Spare the Air, Cool the Climate- A Blueprint for Clean Air and Climate Protection in the Bay Area. April 19, 2017.

Bogacki M., Oleniacz, R., Rzeszutek, M., Szulecka A., Mazur, M. 2018. The impact of street cleaning on particulate matter air concentrations: a case study of a street canyon in Krakow (Poland). AGH University. Krakow, Poland.

California Air Resources Board (ARB). 2016a. *Ambient Air Quality Standards*. Available at <http://www.arb.ca.gov/research/aaqs/aaqs2.pdf>. Accessed July 2016.

California Air Resources Board (ARB). 2016b. *State Area Designations*. Available at <http://www.arb.ca.gov/desig/adm/adm.htm>.

ARB. 2016c. *California Greenhouse Gas Emission Inventory – 2017 Edition*. Available at: <http://www.arb.ca.gov/cc/inventory/data/data.htm>. Accessed July 2016.

California Department of Conservation. 2021. Farmland Mapping and Monitoring Program. Available at: <https://www.conservation.ca.gov/dlrp/fmmp>. Accessed February 2021.

**Final Environmental Assessment for  
Reconstruction of Runway 21R/03L at Travis Air Force Base, California**

**End Matter**

California Department of Resources Recycling and Recovery (Cal Recycle). 2019. Solid Waste Information System- Site Activity Details. Available at: <https://www2.calrecycle.ca.gov/SolidWaste/SiteActivity/Details/1194?siteID=3591>

California Native Plant Society. 2021. *Inventory of Rare and Endangered Plants*. Sacramento, CA. Available at <http://www.cnps.org/inventory>.

California Natural Diversity Database (CNDDB). 2021. *Rare Find*. California Department of Fish and Game.

60<sup>th</sup> Civil Engineer Squadron- Environmental Element (60<sup>th</sup> CES). 2017. Travis Air Force Base Hazardous Material (HAZMAT) Management Procurement Procedures. Travis Air Force Base, California.

City of Vacaville. 2012. Vacaville General Plan. Vacaville, CA.

Cornell Lab of Ornithology. 2021. E-bird. Available at: <https://ebird.org/home>

County of Solano. 2013. Solano 360 Specific Plan. Available at <https://www.solanocounty.com/solano360/reports.asp>

Department of the Air Force. 2017. *Memorandum of Record for Revised Section 4.4.5 of INRMP 500 Year Floodplain*. 60 CES/CEI Installation Management Flight. Received May 2017.

Far Western Anthropological Research Group, Inc. 2017. *Geoarchaeological Overview and Site Sensitivity Assessment for Travis Air Force Base, Solano County, California*. Final. April.

Federal Aviation Administration (FAA). 2021. 1050.1F Desk Reference. Available at [https://www.faa.gov/about/office\\_org/headquarters\\_offices/apl/enviro\\_n\\_policy\\_guidance/policy/faq\\_nepa\\_order/desk\\_ref/](https://www.faa.gov/about/office_org/headquarters_offices/apl/enviro_n_policy_guidance/policy/faq_nepa_order/desk_ref/). Accessed March 2021.

Federal Emergency Management Agency (FEMA). 2021. *FEMA Flood Map Service Center*. Available at <http://msc.fema.gov/portal/availabilitySearch?addcommunity=060631&communityName=SOLANO%20COUNTY%20UNINCORPORATED%20AREAS#searchresultsanchor>.

Federal Emergency Management Agency (FEMA). 2014. *National Flood Insurance Program, Flood Insurance Rate Map (FIRM), Map Number 06095C0295E*. Effective Date 4 May 2009.

Federal Highway Administration. 2006. *FHWA Highway Construction Noise Handbook*. Final Report, August 2006.

**Final Environmental Assessment for  
Reconstruction of Runway 21R/03L at Travis Air Force Base, California**

**End Matter**

Keeler-Wolf, T., D.R. Elam, K. Lewis, and S.A. Flint. 1998. *California Vernal Pool Assessment Preliminary Report*. California Department of Fish and Game, Sacramento, California.

Moyle, Peter & Manfree, Amber & Fiedler, Peggy. (2014). Suisun Marsh: Ecological history and possible futures. 1-239.

National Academies of Sciences, Engineering, and Medicine 2008. *Analysis of Aircraft Overruns and Undershoots for Runway Safety Areas*. Washington, DC: The National Academies Press. <https://doi.org/10.17226/14137>.

National Park Service. 2017. "Physiographic Provinces- Pacific Border Province". Article Series. Available <https://www.nps.gov/articles/pacificborderprovince.htm>. Published March 17, 2017.

Thomasson, H.G., Jr., F.H. Olmsted, and E.F. LeRoux. 1960. "Geology, Water Resources and Usable Ground-Water Storage Capacity of Part of Solano County, California." *Geological Survey Water-Supply Paper 1464*.

Travis Air Force Base (Travis AFB). 2021. Annual Report on the Status of Land Use Controls on Restoration Sites in 2020. Travis Air Force Base, California.

Travis Air Force Base (Travis AFB). 2020a. 2019 Annual Groundwater Remediation Implementation Status Report. Travis Air Force Base, California.

Travis Air Force Base (Travis AFB). 2020b. Site SS016 Soil Remedial Action Completion Report. Travis Air Force Base, California.

Travis Air Force Base (Travis AFB). 2019a. Annual Report on the Status of Land Use Controls on Restoration Sites in 2018. Travis Air Force Base, California.

Travis Air Force Base (Travis AFB). 2019b. Final Amendment to the North, East, West Industrial Operable Unit (NEWIOU) Soil, Sediment, and Surface Water (SSSW) Record of Decision (ROD), Travis Air Force Base, California.

Travis Air Force Base (Travis AFB). 2019c. 2019 Burrowing Owl Monitoring Report, Travis AFB, CA. Prepared by Michelle Ocken, Center for Environmental Management of Military Lands, Fort Collins, CO.

Travis Air Force Base (Travis AFB). 2017a. *Economic Impact*. Available at: <http://www.travis.af.mil/Contact-Us/Questions/Economic-Impact/>. Accessed September 2017.

Travis Air Force Base (Travis AFB). 2017b. *Programmatic Biological Assessment: Effects of Activities Conducted at Travis Air Force Base, California, on Six Federally*



**Final Environmental Assessment for  
Reconstruction of Runway 21R/03L at Travis Air Force Base, California**

**End Matter**

*Threatened and Endangered Species*. Prepared by 60th Civil Engineer Squadron and submitted to U.S. Fish and Wildlife Service, Sacramento Field Office. March.

Travis Air Force Base (Travis AFB). 2017c. Storm Water Pollution Prevention Plan. Travis Air Force Base, California.

Travis Air Force Base (Travis AFB). 2016a. *Integrated Cultural Resources Management Plan*. January.

Travis Air Force Base (Travis AFB). 2014. Groundwater Record of Decision. Travis Air Force Base, California.

Travis Air Force Base (Travis AFB). 2016. *Integrated Natural Resources Management Plan*. February.

Travis Air Force Base (Travis AFB). 2012a. *Travis AFB Solid Waste Disposal and Diversion Record, FY 2012*.

Travis Air Force Base (Travis AFB). 2012b. *Environmental Restoration Program Final Proposed Plan for Groundwater Cleanup*. October.

Travis Air Force Base (Travis AFB). 2009. *Air Installation Compatible Use Zone Study*. December.

Travis Air Force Base (Travis AFB). 2007. *Travis AFB Integrated Solid Waste Management Plan*. March.

Travis Air Force Base (Travis AFB). 2006a. *General Plan for Travis Air Force Base, California*.

Travis Air Force Base (Travis AFB). 2006b. *Final North/East/West Industrial Operable Unit Soil, Sediment, and Surface Water Record of Decision*. Environmental Restoration Program. May.

Travis Air Force Base (Travis AFB). 2004. *Travis Air Force Base Hazardous Waste Management Plan*. March.

Travis Air Force Base (Travis AFB). 2002a. *Final Soil Record of Decision for the WABOU*. Installation Restoration Program. Travis Air Force Base, California. December.

Travis Air Force Base (Travis AFB). 2002b. *Travis Air Force Base Industrial Activities Storm Water Discharge Permit*.

Travis Air Force Base (Travis AFB). 1999. *Groundwater Interim Record of Decision for the WABOU*. 24 June.

**Final Environmental Assessment for  
Reconstruction of Runway 21R/03L at Travis Air Force Base, California**

**End Matter**

Travis Air Force Base (Travis AFB). 1997. *Groundwater Interim Record of Decision North, East, and West Industrial Operable Unit*. 3 December.

U.S. Air Force (Air Force). 2016. *Planning and Programming Military Construction Projects*. Air Force Instruction 32-1021. 24 February 2016.

U.S. Air Force (Air Force). 2010. *Waste Management*. Air Force Instruction 32-7042. 31 March.

U.S. Air Force (Air Force). 2004. *Hazardous Materials Management*. Air Force Instruction 32-7086. 1 November. Certified current 1 August 2013.

U.S. Army Corps of Engineers (USACE). 2015. Section 32 13 11 Concrete Pavement for Airfields and Other Heavy-Duty Pavements. November.

U.S. Army Corps of Engineers (USACE). 1987. *Corps of Engineers Wetlands Delineation Manual*. <https://www.cpe.rutgers.edu/Wetlands/1987-Army-Corps-Wetlands-Delineation-Manual.pdf>. January.

U.S. Department of Agriculture (USDA)- National Cooperative Soil Survey. 2019. San Ysidro Series. Available:  
[https://soilseries.sc.egov.usda.gov/OSD\\_Docs/S/SAN\\_YSIDRO.html](https://soilseries.sc.egov.usda.gov/OSD_Docs/S/SAN_YSIDRO.html)

USDA- National Cooperative Soil Survey. 1997. Antioch Series. Available:  
[https://soilseries.sc.egov.usda.gov/OSD\\_Docs/A/ANTIOCH.html](https://soilseries.sc.egov.usda.gov/OSD_Docs/A/ANTIOCH.html)

U.S. Department of Defense (DOD). 2018. Unified Facilities Criteria (UFC) Airfield and Heliport Marking. (UFC 3-260-04). 16 May 2018.

U.S. DOD. 2018. Unified Facilities Criteria (UFC) Design Drawings for Visual Air Navigation Facilities. (UFC 3-535-02). 21 May 2018.

U.S. DOD. 2019. Unified Facilities Criteria (UFC) Airfield and Heliport Design and Planning. (UFC 3-260-01). Change 1, 5 May 2020.

U.S. DOD. 2021. Unified Facilities Criteria (UFC) Visual Air Navigation Facilities. (UFC 3-535-01). Change 2, 6 April 2021.

U.S. Environmental Protection Agency (USEPA). 2017. National Emissions Inventory. Available at <https://gispub.epa.gov/neireport/2017/>

U.S. EPA. 2014. *Air Emissions Sources*. Available at <http://www.epa.gov/air/emissions/index.htm>. Accessed September 2014.

U.S. EPA. 2006. AP-42 Chapter 11.12 Concrete Batching.

**Final Environmental Assessment for  
Reconstruction of Runway 21R/03L at Travis Air Force Base, California**

**End Matter**

U.S. EPA. 2005. *Introduction to Hazardous Waste Identification (40 CFR Parts 261)*. September.

U.S. EPA. 2004. AP-42 Chapter 11.19.2: Crushed Stone Processing and Pulverized Mineral Processing.

U.S. Fish and Wildlife Service (USFWS). 2021. Information, Planning, and Conservation (IPAC) Online Screening Tool. Available at <https://ecos.fws.gov/ipac/>. Accessed March 2021.

U.S. Geological Survey (USGS). 2015. UCERF3: A New Earthquake Forecast for California's Complex Fault System. US Department of the Interior. March 2015.

## Appendix A- Consultations

A-1 Tribal Consultation

A-2 SHPO Consultation

A-3 Approved Jurisdictional Determination

A-4 Final Biological Opinion

## A-1 Tribal Consultation

**From:** [Lemke, Susannah D CIV USARMY CESPK \(USA\)](#)  
**To:** [PENA, LESLIE L GS-12 USAF AMC 60 CES/CENP](#)  
**Subject:** RE: SEC 106: Travis Air Force Base 03L/21R Project  
**Date:** Thursday, March 4, 2021 2:06:00 PM

---

Thanks for keeping me in in the loop!

---

**From:** PENA, LESLIE L GS-12 USAF AMC 60 CES/CENP [REDACTED]  
**Sent:** Thursday, March 4, 2021 1:37 PM  
**To:** Lemke, Susannah D CIV USARMY CESPK (USA) [REDACTED]  
**Cc:** NORTON, WILLIAM L CTR USAF AFMC AFCEC/AFCEC/CZOW [REDACTED]  
**Subject:** FW: SEC 106: Travis Air Force Base 03L/21R Project

FYSA



---

**From:** Anna Cheng [REDACTED]  
**Sent:** Thursday, March 4, 2021 10:08 AM  
**To:** PENA, LESLIE L GS-12 USAF AMC 60 CES/CENP [REDACTED]  
**Cc:** Anna Starkey [REDACTED]  
**Subject:** [Non-DoD Source] SEC 106: Travis Air Force Base 03L/21R Project

Dear Ms. Peña,

On behalf of the United Auburn Indian Community, thank you for the notification and opportunity to consult for the above referenced project. We have reviewed the project location and determined that it falls outside of the UAIC's consultation area. Therefore, we will not be commenting on the project. We recommend reaching out to other surrounding Rancherias. Attached below is map of Indian Lands from the Department of the Interior – Indian Affairs for your reference.

Best,  
Anna Cheng



**Anna Cheng**  
Tribal Historic Preservation Department | UAIC  
10720 Indian Hill Road  
Auburn, CA 95603  
[REDACTED] | [www.auburnrancheria.com](http://www.auburnrancheria.com)

---

Nothing in this e-mail is intended to constitute an electronic signature for purposes of the Electronic Signatures in Global and National Commerce Act (E-Sign Act), 15,

U.S.C. §§ 7001 to 7006 or the Uniform Electronic Transactions Act of any state or the federal government unless a specific statement to the contrary is included in this e-mail.



## A-2 SHPO Consultation



**DEPARTMENT OF PARKS AND RECREATION  
OFFICE OF HISTORIC PRESERVATION**

Armando Quintero, Director

Julianne Polanco, State Historic Preservation Officer

1725 23rd Street, Suite 100, Sacramento, CA 95816-7100

Telephone: (916) 445-7000

FAX: (916) 445-7053

calshpo.ohp@parks.ca.gov

[www.ohp.parks.ca.gov](http://www.ohp.parks.ca.gov)

March 12, 2021

Reply in Reference to: USAF\_2021\_0219\_001

Mr. Merlin J. Miller  
60th Civil Engineer Squadron  
Deputy Base Civil Engineer  
411 Airmen Avenue Building 570  
Travis AFB, CA 94535-2176

VIA ELECTRONIC MAIL

Re: Section 106 Consultation for Repair and Reconstruction of Runway 03L/21R, Travis AFB

Dear Mr. Miller:

The United States Air Force (USAF) is initiating consultation with the State Historic Preservation Officer (SHPO) regarding its effort to comply with Section 106 of the National Historic Preservation Act of 1966 (54 U.S.C. 306108), as amended, and its implementing regulation found at 36 CFR Part 800.

The USAF is proposing to demolish Runway 03L/21R's pavement and reconfigure the taxiways and replace lighting, drainage, signage and other runway elements at Travis Air Force Base.

Runway 03L/21R is one of two NE/SW runways serving Travis AFB and occupies the footprint of the original base airstrip constructed in the early 1940s. The USAF evaluated Runway 03L/21R and determined it does not meet National Register of Historic Places (NRHP) eligibility requirements.

The USAF are requesting concurrence with its delineation of the project's area of potential effects (APE) and finding of no historic properties affected. Upon review of the information provided, the SHPO offers the following comments:

- 1) Pursuant to 36 CFR Part 800.4(a)(1), the SHPO does not object to the USAF's APE definition.
- 2) The SHPO concurs that a finding of no historic properties affected is appropriate.

Notify Historian Ed Carroll at (916) 445-7006 or [Ed.Carroll@parks.ca.gov](mailto:Ed.Carroll@parks.ca.gov) if there are any questions or concerns.

Sincerely,

A handwritten signature in blue ink, consisting of a stylized 'J' followed by a horizontal line.

Julianne Polanco  
State Historic Preservation Officer

## A-3 Approved Jurisdictional Determination



DEPARTMENT OF THE ARMY  
SAN FRANCISCO DISTRICT, U.S. ARMY CORPS OF ENGINEERS  
450 GOLDEN GATE AVENUE  
SAN FRANCISCO, CALIFORNIA 94102

April 7, 2021

Regulatory Division

Subject: File No. SPN-2015-00191

Mr. Merlin Miller  
Deputy Base Civil Engineer  
60<sup>th</sup> Civil Engineer Squadron  
411 Airman Drive, Building 570  
Travis Air Force Base, California 94535  
[Merlin.Miller@us.af.mil](mailto:Merlin.Miller@us.af.mil)

Dear Mr. Miller:

This correspondence is in reference to your submittal of April 1, 2021, requesting an approved jurisdictional determination of the extent of waters of the United States occurring on a 298.96-acre area, on and around Runway 21R-03L, located at Travis Air Force Base Solano County, California; Latitude 38.2544°, Longitude -121.9428°.

All proposed discharges of dredged or fill material occurring below the plane of ordinary high water in non-tidal waters of the United States; or below the high tide line in tidal waters of the United States; or within the lateral extent of wetlands adjacent to these waters, typically require Department of the Army authorization and the issuance of a permit under Section 404 of the Clean Water Act of 1972, as amended (33 U.S.C. § 1344 *et seq.*). Waters of the United States generally include the territorial seas, and waters which are currently used, or were used in the past, or may be susceptible to use in interstate or foreign commerce, including waters which are subject to the ebb and flow of the tide; tributaries; lakes and ponds, and impoundments of jurisdictional waters; and adjacent wetlands.

The enclosed delineation map titled "Approved Jurisdictional Determination, pursuant to Section 404 Clean Water Act, Runway 21R-03L, Travis AFB, Solano County, California," in four sheets date certified April 6, 2021, accurately depicts the extent and location of wetlands within the study boundary of the site that are **not** subject to U.S. Army Corps of Engineers' regulatory authority under Section 404 of the Clean Water Act. These particular aquatic features are excluded from the definition of waters of the United States, and are therefore non-jurisdictional. This approved jurisdictional determination is based on the current conditions of the site, as verified during field investigations of 2016, a review of available digital photographic imagery, and a review of other data included in your submittal. This approved jurisdictional determination will expire in five years from the date of this letter unless new information or a change in field conditions warrants a revision to the delineation map prior to the expiration date. The basis for this approved jurisdictional determination is explained in the enclosed *Approved Jurisdictional Determination Form (Interim) Navigable Waters Protection Rule*.

The current absence of jurisdictional waters of the United States within the boundary area of the site does not obviate any requirement to obtain other Federal, State, or local approvals necessitated by law. Any impacts to federally-listed threatened or endangered species and/or designated critical habitat may be subject to regulation by the U.S. Fish and Wildlife Service and/or the National Marine Fisheries Service under Section 10 of the Endangered Species Act of 1973, as amended (16 U.S.C. § 1531 *et seq.*). If "waters of the state" are potentially present, the site may be subject to regulation by the California Regional Water Quality Control Board, San Francisco Bay Region, under the Porter-Cologne Water Quality Control Act, as amended (California Water Code § 1300 *et seq.*). You are, therefore, urged to contact these agencies directly to determine the need for other authorizations or permits.

You are advised that the approved jurisdictional determination may be appealed through the U.S. Army Corps of Engineers' *Administrative Appeal Process*, as described in 33 C.F.R. Part 331 (65 Fed. Reg. 16,486; Mar. 28, 2000) and outlined in the enclosed flowchart and *Notification of Administrative Appeal Options, Process, and Request for Appeal* (NAO-RFA) Form. If you do not intend to accept the approved jurisdictional determination, you may elect to provide new information to this office for reconsideration of this decision. If you do not provide new information to this office, you may elect to submit a completed NAO-RFA Form to the Division Engineer to initiate the appeal process; the completed NAO-RFA Form must be submitted directly to the Appeal Review Officer at the address specified on the NAO-RFA Form. You will relinquish all rights to a review or an appeal unless this office or the Division Engineer receives new information or a completed NAO-RFA Form within 60 days of the date on the NAO-RFA Form. If you intend to accept the approved jurisdictional determination, you do not need to take any further action associated with the Administrative Appeal Process.

You may refer any questions on this matter to Bryan Matsumoto by telephone at (415) 503-6786 or by e-mail at [Bryan.T.Matsumoto@usace.army.mil](mailto:Bryan.T.Matsumoto@usace.army.mil). All correspondence should be addressed to the Regulatory Division, North Branch, referencing the file number at the head of this letter. The San Francisco District is committed to improving service to our customers. The Regulatory staff seeks to achieve the goals of the Regulatory Program in an efficient and cooperative manner while preserving and protecting our nation's aquatic resources. If you would like to provide comments on our Regulatory Program, please complete the Customer Service Survey Form available on our website: <https://www.spn.usace.army.mil/Missions/Regulatory.aspx>.

Sincerely,



Digitally signed by Sahrye Cohen  
Date: 2021.04.08 11:35:18 -07'00'

Sahrye Cohen  
Chief, North Branch

Enclosures

cc (w/ encls):

USAF, Dylan Hickey, [dylan.hickey@us.af.mil](mailto:dylan.hickey@us.af.mil)

USAF, Leslie Pena, [leslie.pena.1@us.af.mil](mailto:leslie.pena.1@us.af.mil)

RWQCB, Agnes Farres, [Agnes.Farres@waterboards.ca.gov](mailto:Agnes.Farres@waterboards.ca.gov)





U.S. Army  
Corps of Engineers  
San Francisco District  
Regulatory Division

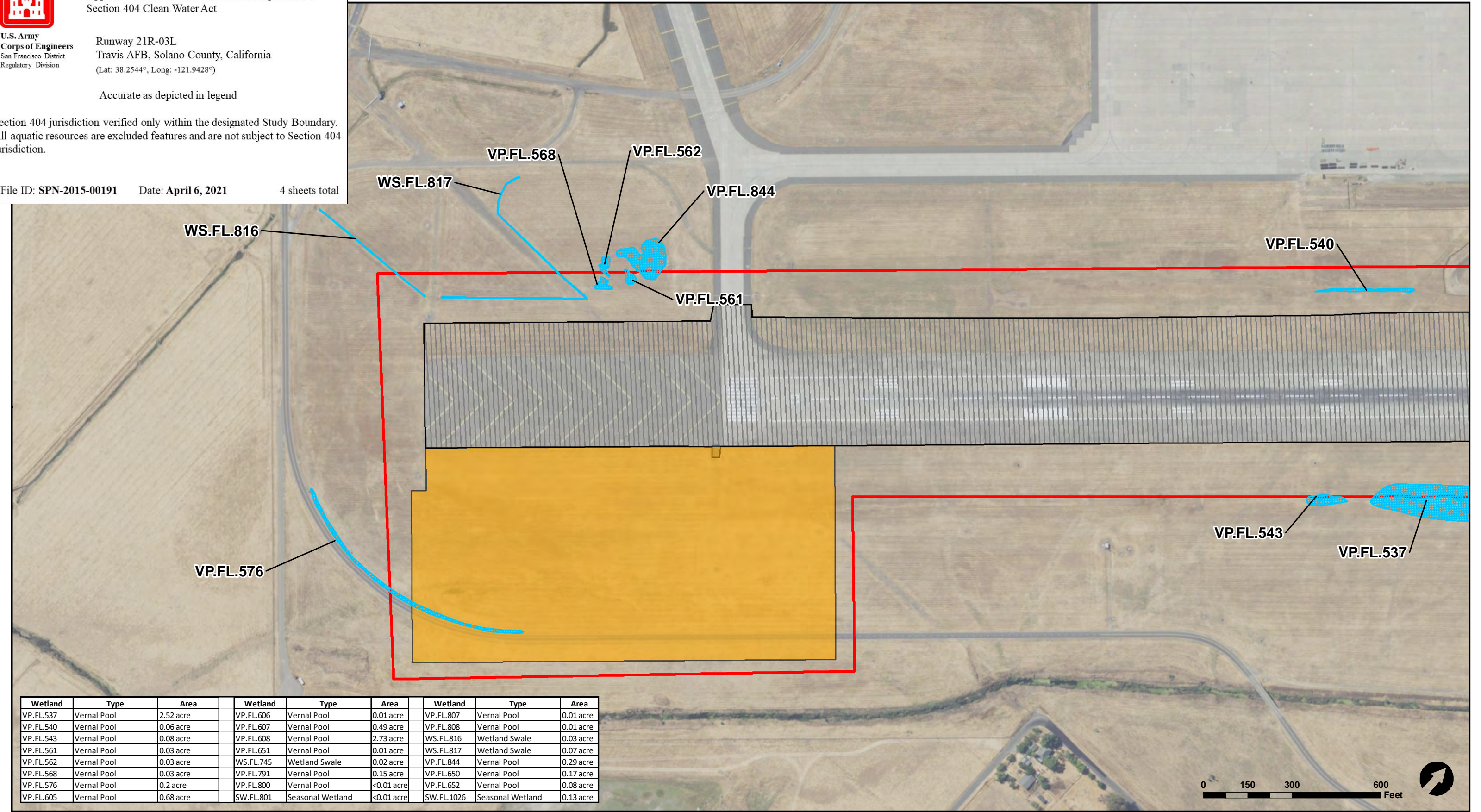
Approved Jurisdictional Determination, pursuant to  
Section 404 Clean Water Act

Runway 21R-03L  
Travis AFB, Solano County, California  
(Lat: 38.2544°, Long: -121.9428°)

Accurate as depicted in legend

Section 404 jurisdiction verified only within the designated Study Boundary.  
All aquatic resources are excluded features and are not subject to Section 404  
jurisdiction.

File ID: SPN-2015-00191    Date: April 6, 2021    4 sheets total



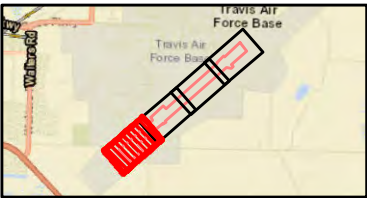
Wetland	Type	Area	Wetland	Type	Area	Wetland	Type	Area
VP.FL.537	Vernal Pool	2.52 acre	VP.FL.606	Vernal Pool	0.01 acre	VP.FL.807	Vernal Pool	0.01 acre
VP.FL.540	Vernal Pool	0.06 acre	VP.FL.607	Vernal Pool	0.49 acre	VP.FL.808	Vernal Pool	0.01 acre
VP.FL.543	Vernal Pool	0.08 acre	VP.FL.608	Vernal Pool	2.73 acre	WS.FL.816	Wetland Swale	0.03 acre
VP.FL.561	Vernal Pool	0.03 acre	VP.FL.651	Vernal Pool	0.01 acre	WS.FL.817	Wetland Swale	0.07 acre
VP.FL.562	Vernal Pool	0.03 acre	WS.FL.745	Wetland Swale	0.02 acre	VP.FL.844	Vernal Pool	0.29 acre
VP.FL.568	Vernal Pool	0.03 acre	VP.FL.791	Vernal Pool	0.15 acre	VP.FL.650	Vernal Pool	0.17 acre
VP.FL.576	Vernal Pool	0.2 acre	VP.FL.800	Vernal Pool	<0.01 acre	VP.FL.652	Vernal Pool	0.08 acre
VP.FL.605	Vernal Pool	0.68 acre	SW.FL.801	Seasonal Wetland	<0.01 acre	SW.FL.1026	Seasonal Wetland	0.13 acre

Jurisdictional Determination Report for Reconstruction of Runway 21R/03L  
at Travis Air Force Base, Fairfield, California

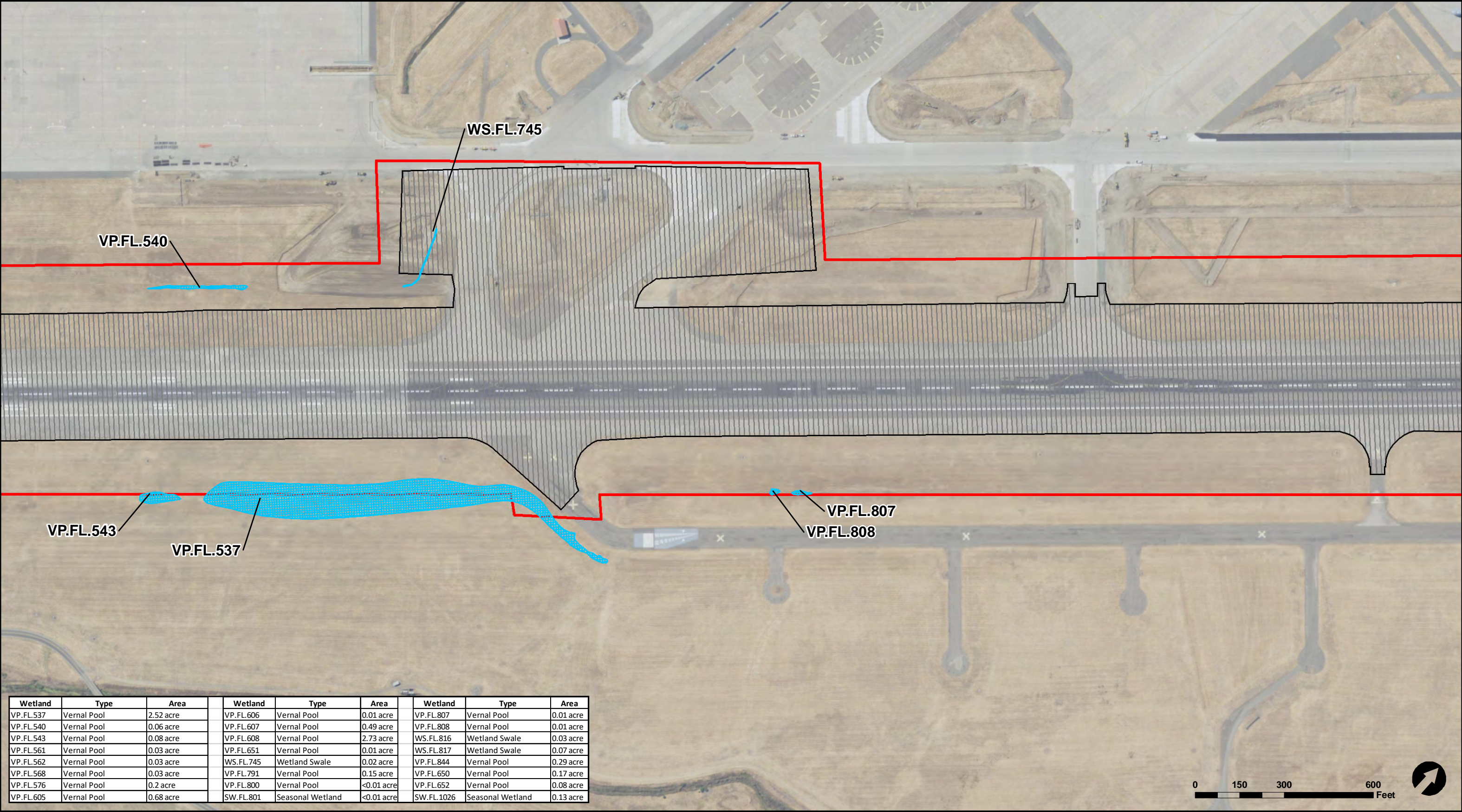
AQUATIC RESOURCES MAPBOOK  
PLATE: 1 of 4

- Aquatic Resources
- Batch Plant Area
- Limits of Disturbance
- Study Boundary

Imagery: NAIP July 2018





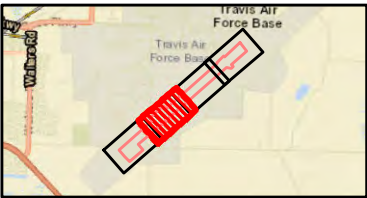


Jurisdictional Determination Report for Reconstruction of Runway 21R/03L  
at Travis Air Force Base, Fairfield, California

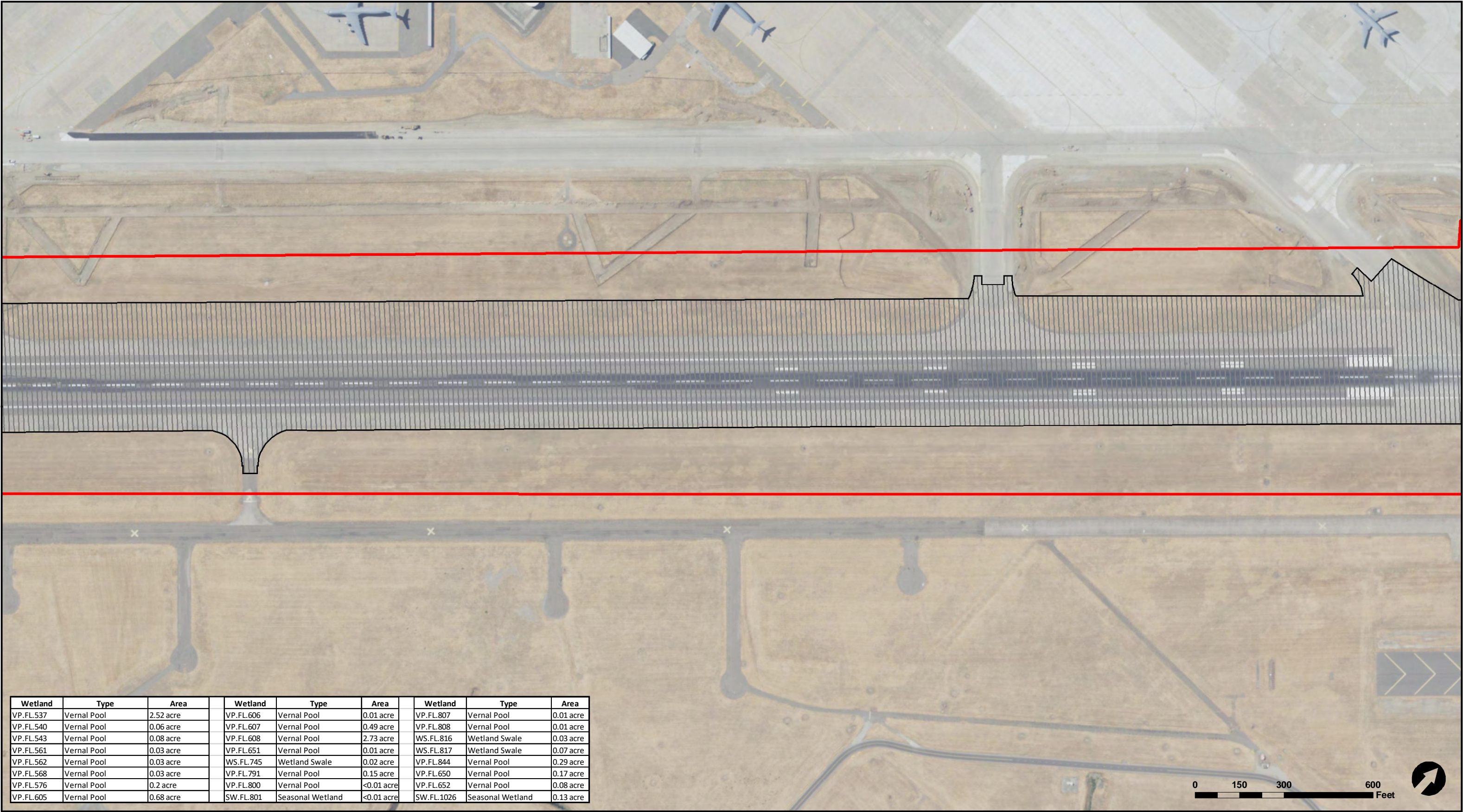
AQUATIC RESOURCES MAPBOOK  
PLATE: 2 of 4

- Aquatic Resources
- Batch Plant Area
- Limits of Disturbance
- Study Boundary

Imagery: NAIP July 2018







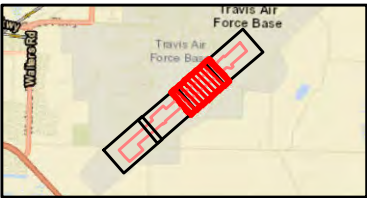
Wetland	Type	Area	Wetland	Type	Area	Wetland	Type	Area
VP.FL.537	Vernal Pool	2.52 acre	VP.FL.606	Vernal Pool	0.01 acre	VP.FL.807	Vernal Pool	0.01 acre
VP.FL.540	Vernal Pool	0.06 acre	VP.FL.607	Vernal Pool	0.49 acre	VP.FL.808	Vernal Pool	0.01 acre
VP.FL.543	Vernal Pool	0.08 acre	VP.FL.608	Vernal Pool	2.73 acre	WS.FL.816	Wetland Swale	0.03 acre
VP.FL.561	Vernal Pool	0.03 acre	VP.FL.651	Vernal Pool	0.01 acre	WS.FL.817	Wetland Swale	0.07 acre
VP.FL.562	Vernal Pool	0.03 acre	WS.FL.745	Wetland Swale	0.02 acre	VP.FL.844	Vernal Pool	0.29 acre
VP.FL.568	Vernal Pool	0.03 acre	VP.FL.791	Vernal Pool	0.15 acre	VP.FL.650	Vernal Pool	0.17 acre
VP.FL.576	Vernal Pool	0.2 acre	VP.FL.800	Vernal Pool	<0.01 acre	VP.FL.652	Vernal Pool	0.08 acre
VP.FL.605	Vernal Pool	0.68 acre	SW.FL.801	Seasonal Wetland	<0.01 acre	SW.FL.1026	Seasonal Wetland	0.13 acre

Jurisdictional Determination Report for Reconstruction of Runway 21R/03L  
at Travis Air Force Base, Fairfield, California

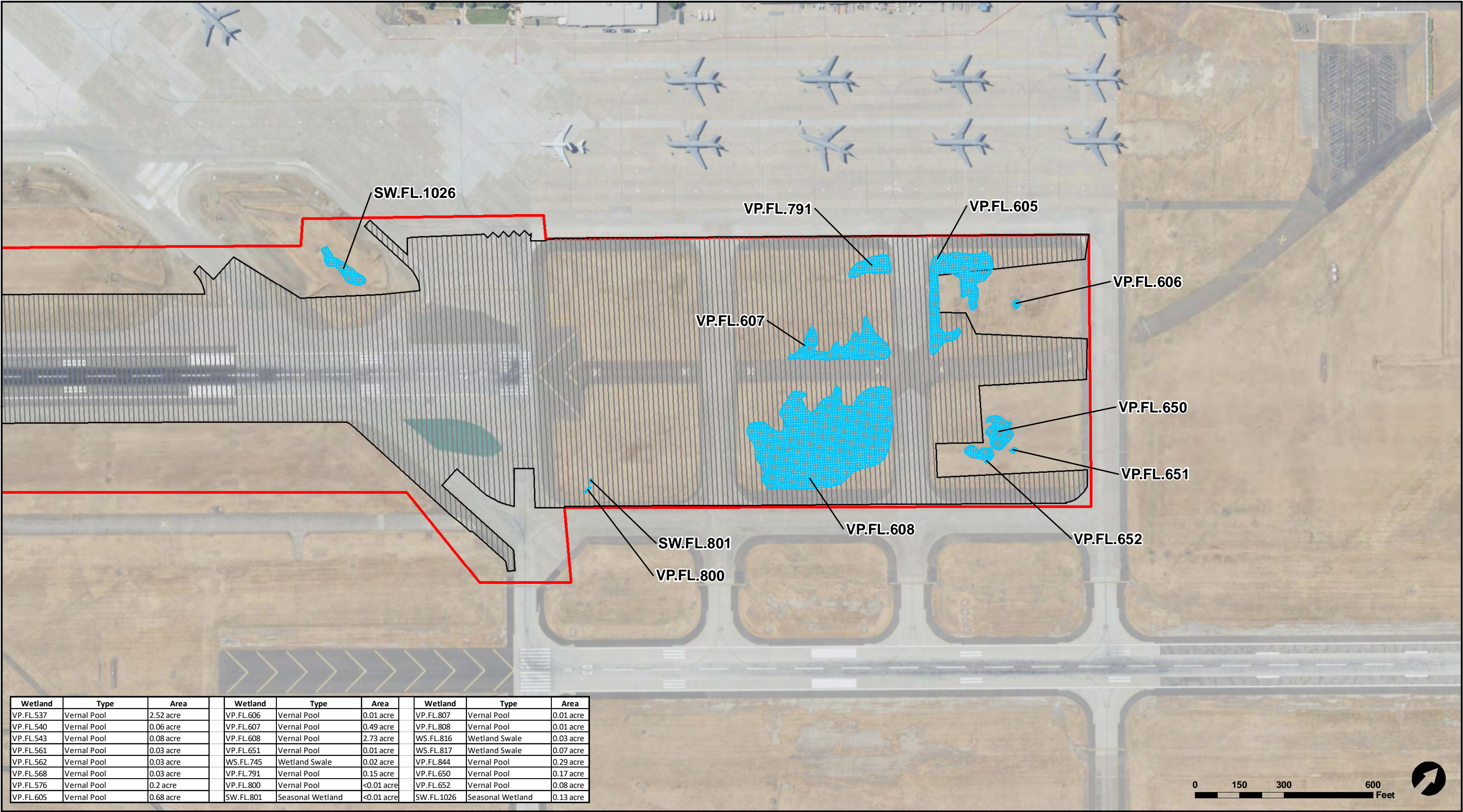
AQUATIC RESOURCES MAPBOOK  
PLATE: 3 of 4

- Aquatic Resources
- Batch Plant Area
- Limits of Disturbance
- Study Boundary

Imagery: NAIP July 2018







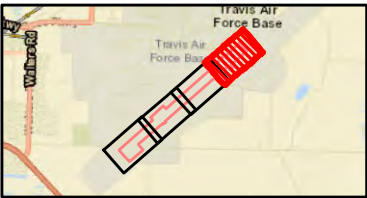
Wetland	Type	Area	Wetland	Type	Area	Wetland	Type	Area
VP.FL.537	Vernal Pool	2.52 acre	VP.FL.606	Vernal Pool	0.01 acre	VP.FL.807	Vernal Pool	0.01 acre
VP.FL.540	Vernal Pool	0.06 acre	VP.FL.607	Vernal Pool	0.49 acre	VP.FL.808	Vernal Pool	0.01 acre
VP.FL.543	Vernal Pool	0.08 acre	VP.FL.608	Vernal Pool	2.73 acre	WS.FL.816	Wetland Swale	0.03 acre
VP.FL.561	Vernal Pool	0.03 acre	VP.FL.651	Vernal Pool	0.01 acre	WS.FL.817	Wetland Swale	0.07 acre
VP.FL.562	Vernal Pool	0.03 acre	WS.FL.745	Wetland Swale	0.02 acre	VP.FL.844	Vernal Pool	0.29 acre
VP.FL.568	Vernal Pool	0.03 acre	VP.FL.791	Vernal Pool	0.15 acre	VP.FL.650	Vernal Pool	0.17 acre
VP.FL.576	Vernal Pool	0.2 acre	VP.FL.800	Vernal Pool	<0.01 acre	VP.FL.652	Vernal Pool	0.08 acre
VP.FL.605	Vernal Pool	0.68 acre	SW.FL.801	Seasonal Wetland	<0.01 acre	SW.FL.1026	Seasonal Wetland	0.13 acre

**Jurisdictional Determination Report for Reconstruction of Runway 21R/03L**  
at Travis Air Force Base, Fairfield, California

**AQUATIC RESOURCES MAPBOOK**  
**PLATE: 4 of 4**

- Aquatic Resources
- Batch Plant Area
- Limits of Disturbance
- Study Boundary

Imagery: NAIP July 2018





## A-4 Final Biological Opinion



# United States Department of the Interior

FISH AND WILDLIFE SERVICE  
Sacramento Fish and Wildlife Office  
2800 Cottage Way, Suite W-2605  
Sacramento, California 95825-1846  
SFWO\_mail@fws.gov



In Reply Refer to:  
08ESMF00-2021-F-2922

November 3, 2021

Merlin Miller  
Deputy Base Civil Engineer, 60<sup>th</sup> CES  
411 Airmen Drive, Building 570  
Travis Air Force Base, California 94535-2001  
Merlin.Miller@us.af.mil

Subject: Formal Consultation on the “Repair/Reconstruction of Runway 21R/03L” Project  
at Travis Air Force Base, Solano County, California

Dear Merlin Miller:

This letter is in response to the Travis Air Force Base (Travis) June 24, 2021, request for initiation of formal consultation with the U.S. Fish and Wildlife Service (Service) on the proposed Repair/Reconstruction of Runway 21R/03L project (proposed project) at Travis in Solano County, California. Your request was received by the Service on June 25, 2021. At issue are the proposed project’s effects on the federally listed as endangered Contra Costa goldfields (*Lasthenia conjugens*; goldfields) and vernal pool tadpole shrimp (*Lepidurus packardii*; tadpole shrimp), and the federally listed as threatened vernal pool fairy shrimp (*Branchinecta lynchi*; fairy shrimp) and central California distinct population segment of the California tiger salamander (*Ambystoma californiense*; tiger salamander). This response is provided under the authority of the Endangered Species Act of 1973, as amended (16 U.S.C. 1531 *et seq.*) (Act) and in accordance with the implementing regulations pertaining to interagency cooperation (50 CFR 402).

The federal action on which we are consulting is the reconstruction of runway 21R/03L (runway), repairs to the runway’s surface, and repairs and reconfigurations to the taxiways connecting to the runway. Pursuant to 50 CFR §402.12(j), you submitted a biological assessment for our review and requested concurrence with the findings presented therein. These findings conclude that the proposed project may affect, and is likely to adversely affect, the goldfields, tadpole shrimp, fairy shrimp, and tiger salamander. The proposed project is not within designated or proposed critical habitat for any federally listed species; therefore, no critical habitat will be affected.

In considering your request, we based our evaluation on the following: (1) your June 24, 2021, email correspondence with an attached consultation request letter and biological assessment; (2) email and telephone correspondence between the Service and Travis in March, April, June, and July of 2021; and (3) other information available to the Service.

## **Consultation History**

March 25, 2021:	Travis emailed to initiate formal consultation for the proposed project, however there was insufficient information to initiate consultation.
March 29, 2021:	Service held a conference call with Travis and U.S. Army Corps of Engineers (USACE) to discuss additional information needed for consultation.
April 16, 2021:	Service held a conference call with Travis, and USACE to discuss conservation measures and mitigation ratios for the proposed project.
April 19, 2021:	Service emailed Travis and USACE comments on the draft biological assessment.
June 25, 2021:	Travis emailed to initiate formal consultation for proposed project effects on the goldfields, tadpole shrimp, fairy shrimp, and tiger salamander.
July 26, 2021:	Service emailed Travis to request additional information on taxiways being removed/reduced during proposed project.
July 27, 2021:	Travis replied via email with clarification on proposed project activities occurring to taxiways surrounding the runway.
August 4, 2021:	Travis provided biological assessment's "Attachment 4" project maps to Service via email.
October 12, 2021:	Service emailed Travis to request additional information on project phases, proposed mitigation, and effects of proposed project. Travis replied via with the additional information requested.
October 18, 2021:	Service emailed Travis to request additional information on small mammal burrows in proposed project area.
October 19, 2021:	Travis replied via email with additional information on small mammal burrow density in the proposed project area.

## **BIOLOGICAL OPINION**

### **Description of the Proposed Action**

The proposed project involves repairs to, and the reconstruction of, the runway, including all associated facilities inside the hold lines (pavements, pavement markings, storm drainage, airfield lights and signs, etc.), and repairs and reconfigurations of connected taxiways. Work will occur in seven phases and take eighteen months to complete, beginning in May 2022. Phases are not tied to chronological order, and may happen concurrently, but allow for construction activities to be broken down into more manageable components.

Phase I involves preparation for the proposed project and will occur prior to any ground disturbing or on-site work activities. Preconstruction wetland verification surveys and preconstruction biological resource surveys will be completed to flag sensitive biological resources. After the preconstruction surveys, straw waddles for sediment control will be staked into the ground on the upland side of wetland features found within 250 feet of the proposed project.



Phase II involves the construction of a temporary batch plant to provide high quality concrete that meets current runway standards. The temporary batch plant will be installed at the southern end of the runway, within the limits of disturbance for the proposed project. The proposed batch plant site will be cleared, graded, and enclosed by a fence, and will occupy about 9.25 acres. During this phase vegetation within the proposed project area will also be cleared where necessary for grading purposes.

Phase III involves the demolition of the runway and its shoulders, as well as the demolition of the surrounding taxiways connected to the runway. Pavement will be demolished by cutting sections and removing them using an excavator with a slab crab bucket. Excavation will be up to 50 inches in depth to accommodate for underlayment material below the runway. Removed pavement will be crushed and reused as pavement subbase when possible. Pavement that cannot be repurposed will be disposed of off base, at an appropriately permitted landfill or transfer center. About 120 acres of paved surface area will be removed during this phase of the proposed project.

Phase IV involves the repair and replacement of subsurface drainage structures underlying and adjacent to the runway. Surface drainage pipes will be replaced with larger sized pipes as needed. Stabilization of the open-graded material will be accomplished with bitumen asphalt or Portland cement. To create a stable construction platform for building the overlying pavement layers, the in-place subgrade will be modified with Portland cement. To avoid draining into adjacent grasslands, the subsurface drainage layer will drain to a perforated subdrain pipe system that is directly connected to the existing storm sewer pipe system. The depth of excavation for installation of subsurface drainage features will be 36 inches. Installation and replacement of runway edge lighting, wind cones, signs, and taxiway lighting will also occur during this phase and will be comparable to the existing structures.

Phase V involves the reconstruction of the runway in the same orientation and bearing. The runway will be reconstructed within its original footprint but reduced 100 feet in width. The reconstructed runway will be 150 feet wide with 25 feet wide shoulders on each side. The runway length will remain the same. The paved overrun on the south end of the runway will remain its current length and width. The paved overrun on the north side of the runway will have the same width but be extended an additional 1000 feet. To accommodate this extension taxiways E and F will have been removed during Phase III.

Taxiways still necessary for flight operations will be reconstructed and their geometries adjusted to meet current specifications. Changes in taxiway geometries will not require new ground disturbance. Taxiways no longer necessary will be turned into grassland during phase VI.

Pavement markings on the runway and reconstructed taxiways will be repainted as necessary during this phase as well.

Phase VI involves the revegetation of demolished paved areas being left unpaved as a result of the narrowing of the runway and reconfigurations to the surrounding taxiways. Soil will be de-compacted as necessary and in place of concrete these areas will be turned into grassland through the application of topsoil, fertilizer, and a native grass seed mix. Fertilizer will only be used if necessary, to re-establish the grasslands, and only the minimum amount necessary will be applied.

Phase VII involves the removal of any remaining equipment used during the proposed project, and the removal of physical conservation measures (straw waddles, tiger salamander barrier fencing, flagging, etc.).

Construction ingress/egress for the proposed project will be through Travis's South Gate on Petersen Road. Once on Travis, the primary haul route will be via Perimeter Road and the existing paved road that leads from Perimeter Road to the runway's south overrun. Contractor field offices and staging for the proposed project will occur in two areas. The primary location will be on the existing paved lot along Ragsdale Street to the south of V Street. The secondary location will be the existing disturbed lot south of the train tracks at the corner of Ragsdale Street and Hangar Avenue, near the ammunition storage area south of Hickam Avenue. Access from both staging areas to the proposed project will occur along existing paved roads. Ingress/egress routes, and haul routes from the staging areas will be routinely vacuum swept using a runway sweeper, or similar piece of equipment, during construction operations.

Typical equipment for runway construction and demolition work will be used, including:

- Excavator (including slab crab bucket)
- Grader
- Hydraulic concrete crusher
- Concrete saw
- Concrete mixer truck
- Dump trucks

### **Conservation Measures**

To avoid or minimize effects on the goldfields, tadpole shrimp, fairy shrimp, and tiger salamander, Travis will fully implement the following conservation measures as outlined in the biological assessment.

#### **Biological Survey and Monitoring**

**MM-1-** At least 30 days prior to the onset of activities, the Contractor will submit the name(s) and credentials of qualified biologists who will perform preconstruction surveys and construction monitoring for the project to the Natural Resource Manager (NRM). No project activities will begin until Travis has received written approval from the Service that the biologist(s) selected by Travis and the Contractor is/are qualified to conduct the work.

- i. No more than two weeks before ground disturbance begins (a) Service-approved biologist(s) will conduct preconstruction surveys of all ground disturbance areas within sensitive habitats to determine if any federally listed species, or habitats such as California tiger salamander (CTS) burrows, may be present prior to the start of construction. These surveys will be conducted prior to the start of construction activities in and around the limits of disturbance, the buffer area, staging, and haul routes.
- ii. Surveys shall be repeated if a lapse in construction activity of two weeks or greater occurs.

- iii. A relocation plan for CTS will be prepared at least three weeks before the start of construction activities and submitted to the Service for review and approval.

**MM-2-** A Service-approved biologist will monitor construction activities in or adjacent to sensitive habitats as required. The biologist will ensure compliance with all applicable avoidance and minimization measures required to protect federally listed species and their habitats. If federally listed species are found that are likely to be affected by work activities, the Service-approved biologist will have the authority to stop any aspect of the proposed project that could result in avoidable take of a federally listed species. If the biologist exercises this authority, he/she must coordinate this with 60 CES/CEIE who will notify the Service by telephone within one working day and in writing within five working days.

**MM-3-** A Service-approved biologist will conduct environmental awareness training for all construction personnel working within and near sensitive habitat on base. Training will be provided at the start of work and prior to the start of on-site work for any new worker arriving after the start of construction. The program will consist of a briefing on environmental issues relative to the proposed project. The training program will include an overview of the legal status, biology, distribution, habitat needs, and compliance requirements for each federally listed species that may occur in the project area. The presentation will also include a discussion of the legal protection for endangered species under the Act, including penalties for violations. A fact sheet conveying this information will be distributed to all personnel who enter the project site. Upon completion of the orientation, employees will sign a form stating that they attended the program and understand all avoidance and minimization measures. These forms will be maintained at Travis AFB and will be accessible to the appropriate resource agencies.

#### General Measures

**GM-1-** Prior to initiation of construction activities, wetlands/drainages/vernal pools, and other potential aquatic features in the 250-foot buffer zone will have erosion control measures (i.e. straw wattles, silt fencing, etc.) installed. The Service-approved biologist will advise the contractor on the precise location and orientation of the erosion control features to reduce the chance that these features will have unintended adverse impacts on transitory species. Environmentally sensitive areas will be designated with fencing, flagging, or other suitable means clearly denoting the environmentally sensitive area (ESA) to reduce risk of equipment and/or construction workers inadvertently damaging protected wetland resources. The contractor will remove all fencing, stakes and flagging within 60 days of construction completion.

**GM-2-** All areas of upland ground disturbance or exposed soil will be reseeded with a native “weed-free” seed mix approved by the 60 CES/CEIE.

**GM-3-** Off-road travel outside of the demarcated construction boundaries will be prohibited. Travel associated with the project will only occur on designated haul routes, established paved surfaces, or within the limits of disturbance. No other off-road travel is permitted.

**GM-4-** All vehicle operators will follow the posted speed limit on paved roads and a 15-mile per hour speed limit on unpaved roads.

**GM-5-** Any worker that inadvertently kills or injures a federally listed species, or finds one injured or trapped, will immediately report the incident to the on-site biologist. The biologist will inform the Travis NRM immediately (60 CES/CEIE). The Travis NRM will verbally notify the Sacramento Fish and Wildlife Office within one day and will provide written notification of the incident within five days.

**GM-6-** During construction activities, all trash that may attract predators will be properly contained, removed from the work site daily, and disposed of properly. Following construction, all refuse and construction debris will be removed from work areas. All garbage and construction-related materials in construction areas will be removed immediately following project completion.

**GM-7-** To avoid entrapment of listed species, all construction holes/trenches/excavations/pits etc. will be provided with one or more escape ramps at a 3:1 slope constructed of earth fill or wooden planks at the end of each workday. If escape ramps cannot be provided, then these areas will be covered with plywood or other hard material. The biological monitor will be responsible for thoroughly inspecting trenches for the presence of listed species at the beginning of each workday. If any individuals have become trapped, a Service approved biologist will be contacted to relocate the animal and no work will occur in that area until approved by the biologist. Before such trenches, pits, and excavations are filled, they will be thoroughly inspected for trapped wildlife.

#### Vernal Pools

**VP-1-** The proposed project will follow specific procedures and practices necessary to suppress the generation of fugitive dust during construction activities, including covering of vehicles hauling loose material, regular watering of construction areas, and stabilization of disturbed areas. Unprotected or bare soils will be treated on a regular basis during construction work to minimize wind erosion. Possible treatments include, but are not limited to, watering and/or covering areas with tarps, straw, or erosion control blankets. Water for dust control will only be used in such quantities necessary to arrest erosion and will not be used in excess such that watering results in ponding or runoff to reduce impacts to pools within 250 feet of the proposed project.

**VP-2-** All fueling, and maintenance of vehicles and other equipment will occur at least 250 feet from any riparian habitat or water body. If vehicle or equipment maintenance is necessary, it will be performed in the designated staging areas. Spill containment kits will be present at all sites where petroleum-fueled equipment is used.

#### California Tiger Salamander (CTS)

**CTS-1-** The Service approved biological monitor will be present at the proposed project to monitor for CTS during each workday during all construction activities.

- i. On workdays, monitoring will include morning inspections of the barrier fencing. Monitoring will also include periodically checking open trenches or holes and under the tires of parked vehicles on workdays.
- ii. On non-workdays, including weekends and holidays, monitoring will consist of inspection of the barrier fencing.

- iii. The perimeter CTS fence will be inspected for integrity daily.
- iv. Any CTS found along the outside of the fence will be closely monitored until they move away from the work area. Any CTS found inside the fence will be relocated outside the fence as described in the relocation plan.
- v. If any construction work is conducted at night or during rain events, patrols along the fence line by the monitor(s) shall be continuous.
- vi. Pits and trenches shall be inspected for CTS prior to covering for the day.

**CTS-2-** Water shall not be pumped, sprayed, or allowed to flow over undisturbed uplands that can support CTS as part of planned project activities outside of pre-approved requirements (i.e. dust control). Water applied for pre-approved requirements shall be applied in the minimum quantities necessary only to disturbed soils. If excess water accumulates as the result of construction activity, water may be pumped through a screened pump and removed from the construction area as deemed necessary by the on-site biologist in coordination with Travis NRM staff. If water inadvertently or purposefully enters construction trenches, pits, or excavations, a Service-approved biologist will remain on site until water is pumped from the trench, pit, or excavation. Following pumping, the biologist shall inspect the trench, pit, or excavation area and the surrounding uplands to determine if disturbance to CTS has occurred and implement any other measures necessary (e.g. placement of cover boards, exclusionary fencing or barriers) to protect CTS that may emerge due to the wet soil.

**CTS-3-** Pipes laid underground or stored on the ground shall be capped, covered, or taped in a manner that exclude CTS from entering the pipe prior to the completion of the construction project. Long-term storage of pipes and other construction material should be placed on asphalt and raised above the ground by no less than 1.5 inches (on top of 2 by 4-inch supports).

**CTS-4-** Concrete waste and water from curing operations will be collected in washouts and will be disposed of properly and not allowed into watercourses or CTS upland habitat.

**CTS-5-** The work site will be enclosed by a 6-inch-high exclusionary barrier (with no gaps), sufficient to prevent CTS movement onto the work site. A service-approved biologist will monitor the installation of the barrier to ensure its integrity and will inspect the barrier during morning inspections prior to the start of work. The service-approved biologist will check exclusionary barriers on the worksite on workdays and non-workdays (includes weekends and holidays).

Travis has proposed the following compensation as part of the conservation measures for the proposed project:

#### *Contra Costa Goldfields*

A total of 0.08 acre of goldfields habitat will be indirectly impacted due to the proposed project. Travis has proposed to compensate for goldfields habitat at a ratio of 1:1 through the purchase of 0.08 acres of credits at a Service-approved goldfields conservation bank.

### *Vernal Pool Crustaceans*

A total of about 4.08 acres of tadpole shrimp and fairy shrimp habitat will be directly impacted, and 3.82 acres indirectly impacted, due to the proposed project. Travis has proposed to compensate for tadpole shrimp and fairy shrimp habitat at a ratio of 1:1 through the purchase of 7.9 acres of credits at a Service-approved tadpole shrimp and fairy shrimp conservation bank.

### *California Tiger Salamander*

A total of about 78 acres of tiger salamander upland habitat will be permanently lost due to the proposed project. Travis has proposed to compensate for tiger salamander upland habitat at a ratio of 2:1 through the purchase of 156 acres of credits at a Service-approved tiger salamander conservation bank.

## **Action Area**

The action area is defined in 50 CFR § 402.02, as “all areas to be affected directly or indirectly by the federal action and not merely the immediate area involved in the action.” For the proposed project, the action area encompasses the runway, its surrounding taxiways, and all areas within 250 feet of the proposed project.

## **Analytical Framework for the Jeopardy Determination**

Section 7(a)(2) of the Act requires that federal agencies ensure that any action they authorize, fund, or carry out is not likely to jeopardize the continued existence of listed species. “Jeopardize the continued existence of” means to engage in an action that reasonably would be expected, directly or indirectly, to reduce appreciably the likelihood of both the survival and recovery of a listed species in the wild by reducing the reproduction, numbers, or distribution of that species (50 CFR § 402.02).

The jeopardy analysis in this biological opinion considers the effects of the proposed federal action, and any cumulative effects, on the rangewide survival and recovery of the listed species. It relies on four components: (1) the *Status of the Species*, which describes the current rangewide condition of the species, the factors responsible for that condition, and its survival and recovery needs; (2) the *Environmental Baseline*, which analyzes the current condition of the species in the action area without the consequences to the listed species caused by the proposed action, the factors responsible for that condition, and the relationship of the action area to the survival and recovery of the species; (3) the *Effects of the Action*, which determines all consequences to listed species that are caused by the proposed federal action; and (4) the *Cumulative Effects*, which evaluates the effects of future, non-federal activities in the action area on the species. The *Effects of the Action* and *Cumulative Effects* are added to the *Environmental Baseline* and in light of the status of the species, the Service formulates its opinion as to whether the proposed action is likely to jeopardize the continued existence of the listed species.

## **Status of the Species**

### *Contra Costa Goldfields*

For the most recent comprehensive assessment of the species’ rangewide status, please refer to *Contra Costa Goldfields (Lasthenia conjugens) 5-Year Review: Summary and Evaluation* (Service 2013). No change in the species’ listing status was recommended in this 5-year



review. Threats evaluated during that review and discussed in the final document have continued to act on the species since the 2013 5-year review was finalized, with loss of habitat being the most significant effect.

While there have been continued losses of goldfields habitat throughout the various core areas, including in the Jepson Prairie Core Area where the proposed project is located, to date no project has proposed a level of effects for which the Service has issued a biological opinion of jeopardy for the species. The Service is in the process of updating its most current 5-year review for the species.

### *Vernal Pool Crustaceans*

For the most recent comprehensive assessment of the range-wide status of the tadpole shrimp, please refer to the *Vernal Pool Tadpole Shrimp (Lepidurus packardi) 5-Year Review: Summary and Evaluation* (Service 2007). For the most recent comprehensive assessment of the range-wide status of the fairy shrimp, please refer to the *Vernal Pool Fairy Shrimp (Branchinecta lynchi) 5-Year Review: Summary and Evaluation* (Service 2007). No change in either species' listing status was recommended in these 5-year reviews. Threats evaluated during those reviews and discussed in the final documents have continued to act on the species since the 2007 5-year reviews were finalized, with loss of habitat being the most significant effect.

While there have been continued losses of tadpole shrimp and fairy shrimp habitat throughout the various vernal pool regions, including the Solano-Colusa Vernal Pool Region where the proposed project is located, to date no project has proposed a level of effects for which the Service has issued a biological opinion of jeopardy for the species. The Service is in the process of updating its most current 5-year reviews for the species.

### *California Tiger Salamander*

For the most recent comprehensive assessment of the range-wide status of the tiger salamander, please refer to the Recovery Plan for the Central California Distinct Population Segment of the California Tiger Salamander (*Ambystoma californiense*) (Service 2017; Recovery Plan). No change in the species' listing status was recommended in this 5-year review. Threats evaluated in the Recovery Plan have continued to act on the species since the 2017 Recovery Plan was finalized, with loss of habitat being the most significant effect.

While there have been continued losses of tiger salamander habitat throughout the various recovery units, including the Central Valley Recovery Unit which contains Solano County where the proposed project is located, to date no project has proposed a level of effects for which the Service has issued a biological opinion of jeopardy for the species. The Service is in the process of finalizing its most current 5-year review for the species.

## **Environmental Baseline**

Travis is located in the Solano-Colusa Vernal Pool Region, as described in the *Recovery Plan for Vernal Pool Ecosystems of California and Southern Oregon* (Service 2005)(Recovery Plan), which covers the majority of Solano County. Within the Solano-Colusa vernal pool region, the number of vernal pools decreased by 19% from 2005 to 2012 (Witham et al. 2014). While excluded from the Recovery Plan, Travis sits within the Jepson Prairie core area, where the number of vernal pools decreased 1% between 2005 and 2012 (Witham et al. 2014). Agricultural practices, water diversion and impounding for waterfowl enhancement, development, and road

building have affected vernal pools in the region. The Solano Land Trust and the California Department of Fish and Wildlife manage adjacent reserves to protect portions of the northern claypan type vernal pools (totaling about 2,300 acres). In addition, the Wilcox Ranch, adjacent to the base on the northeast, is a preservation area under restricted land use. Many vernal pool areas in the region have been converted to agriculture or developed for residential, commercial, or industrial uses. Restored agricultural lands are targets for land acquisitions through direct purchases, conservation easements, or other cooperative agreements.

### *Contra Costa Goldfields and Vernal Pool Crustaceans*

The proposed project is located primarily in a low value vernal pool conservation area, with only the south overrun portion of the runway located in a high value vernal pool conservation area. Low value vernal pool conservation areas on Travis were designated based on the following characteristics: small, infill parcels surrounded by existing development; little or no connectivity to medium or high value conservation areas; extensive soil disturbance that has impacted underlying claypan; and no evidence of listed species found after protocol level surveys. There are twenty-eight wetland features, totaling 7.9 acres, within the action area. Twenty-one of the wetlands are in the low value vernal pool conservation area (7.34 acres) and seven are in the high value vernal pool conservation area (0.56 acre). All twenty-eight wetlands potentially provide habitat for vernal pool shrimp species, and one wetland (VP.FL.574, 0.08 acre) was also identified as known goldfield habitat.

In the Solano-Colusa Vernal Pool Region, tadpole shrimp and fairy shrimp are known to occur on the greater Jepson Prairie, including Travis AFB (CNDDDB 2021; Marty 2016). The CNDDDB reports 26 listed known extant occurrences of tadpole shrimp, and 32 occurrences of fairy shrimp in Solano County (CNDDDB 2021). No tadpole shrimp have been observed during past surveys on Travis (Marty 2016). However, tadpole shrimp have been detected off-base near the southeastern boundary of Travis, about 0.68 miles from the proposed project site. In 2016, Marty (2016) found fairy shrimp in only 16 of 142 locations surveyed on Travis; however, fairy shrimp are assumed to occupy all suitable habitats on Travis. The closest known occurrence of fairy shrimp is 0.85 miles from proposed project site.

As a plant of vernal pool habitats, the goldfields have also been adversely affected by the development and modification of vernal pool, grassland, and open woodland habitat within the Solano-Colusa vernal pool region (Service 2013). There are multiple occurrence records reported for the goldfields on Travis, as well as throughout the Solano-Colusa vernal pool region (CNDDDB 2021). Rare plant surveys conducted on Travis in 1994 counted 36 separate occurrences of goldfields-predominantly on the western portion of Travis in the Aero Club area, over 1 mile away from the proposed project. Goldfields were also found in the 1994 survey along Perimeter Road about 199 feet south/southwest of the runway's southern overrun.

### *California Tiger Salamander*

The proposed project also sits in a high-risk tiger salamander area. High-risk areas for tiger salamanders on Travis were designated based on features conducive to their presence, such as suitable habitat, proximity to breeding ponds, and lack of dispersal barriers. Within the proposed project area, most of the construction footprint is occupied by the current runway and taxiways that will be reconstructed, repaired, and removed. Due to aircraft flight lines in the proposed

project area, vegetation is intensively managed and regularly mowed. Dense vegetation and thatch that could serve as a barrier to tiger salamander dispersal is not present.

A known breeding pond for tiger salamanders exists about 0.26 mile from the proposed project, south of Perimeter Road and outside the boundaries of Travis. Another known breeding pond, the Wilcox Ranch breeding pond, is about 0.55 mile northeast of the proposed project. The Wilcox Ranch breeding pond is also outside the boundaries of Travis and has paved/gravel roadways surrounding it on two of three sides (Collins Drive, Meridian Road, and Perimeter Road). It is impossible to know with certainty where tiger salamanders will travel, but tiger salamanders have been known to disperse up to 1.2 miles from breeding ponds during rainy periods (Orloff 2011), as well as occur on roadways, runways, and grassland areas of Travis during the dry season (Marty 2017). The closest known tiger salamander sighting was 0.14 mile from the proposed project.

Small mammal burrows, which can serve as potential underground habitat for tiger salamanders, were not physically mapped in the proposed project area due to proximity to the runway. However, it is assumed that a moderate density of small mammal burrows exists within the proposed project area based on observations during Bird Aircraft Strike Hazard activities that occur as part of active runway operations.

### **Effects of the Action**

The proposed project will result in the modification and/or degradation of 7.9 acres of habitat for the tadpole shrimp and fairy shrimp, and 0.08 acre of habitat for the goldfields. Proposed project-related activities including grading, excavating, clearing, and paving will result in increased sediment into adjacent wetlands. Siltation in pools supporting tadpole shrimp and fairy shrimp may result in decreased cyst viability, decreased hatching success, and decreased survivorship among early life history stages, resulting in mortality and reducing the number of adults in future wet-seasons. Long-term runoff from the runway will likely also introduce contaminants into the vernal pools. Changes to the amount and quality of water in these wetlands could reduce reproduction in tadpole shrimp and fairy shrimp adults and prevent eggs from hatching and completing their lifecycle. Effects to these species from ground disturbance in or near occupied habitat may result from alteration of surface hydrology that affects the hydroperiod of pools and swales, leading to the eventual loss of suitable habitat and species occurrences. Siltation, and changes to the amount and quality of water in wetlands could also prevent the successful germination of goldfields seeds and promote the establishment of non-native invasive plant species which could compete with the goldfields. Direct effects to tadpole shrimp and fairy shrimp from ground disturbing activities include damage and removal of 4.08 acres of vernal pool habitat in the low value vernal pool conservation area, which will kill cysts of these species.

Proposed project actions will permanently reduce the amount of upland dispersal and sheltering habitat for the tiger salamander by 78 acres. The extension of the north overrun of the runway, and changes in size and orientation of surrounding taxiways, will result in this area being permanently lost for use as upland sheltering habitat as cracks and ground squirrel holes will be precluded from developing because of the conversion from soil to asphalt. Tiger salamanders will not be able to move into or through the proposed project area during construction. This will result in salamanders migrating in other areas which will expose them to increased predation and desiccation. Construction activities including excavation and equipment movement could result in mortality or injury of tiger salamanders due to crushing and entombment. Tiger salamanders may be killed or injured from accidental trampling by workers and operation of construction

equipment during construction activities. Construction activities which cause noise, vibration, and/or night-lighting, may disrupt tiger salamanders' natural behaviors causing them to leave their upland refugia and increase their exposure to predation and desiccation. Tiger salamanders may also become trapped in open excavations and construction trenches, making them vulnerable to predation, desiccation, and starvation. Accidental spills of hazardous substances, such as motor oil or antifreeze, could occur due to leaks in construction vehicles or accidents. Tiger salamanders can be exposed to contaminants through inhalation, dermal contact and absorption, direct ingestion of contaminated soil or plants, or consumption of contaminated prey. Exposure to contaminants may cause short- or long-term morbidity. Conservation measures such as fencing, covering of pipes and open excavation, and designated fueling areas will minimize the above effects to the tiger salamander.

The narrowing of the runway, and reconfigurations to or removal of the surrounding taxiways, will result in a 41-acre reduction of paved areas. These acres will be left unpaved and turned into grasslands. These newly created grasslands will be managed in the same manner as the existing grasslands around the runway, and as such are expected to have comparable habitat quality and be suitable for upland dispersal and sheltering habitat for tiger salamanders.

Compensatory habitat proposed as part of the project description will include the purchase of 0.08 acre of goldfields credits, 7.9 acres of tadpole shrimp and fairy shrimp credits, and 156 acres of tiger salamander credits at a Service-approved conservation bank.

This component of the action will have the effect of protecting and managing lands for the species' conservation in perpetuity. The compensatory lands will provide suitable habitat for breeding, feeding, or sheltering commensurate with, or better than, habitat lost as a result of the proposed project. Providing this compensatory habitat as part of a relatively large, contiguous block of conserved land may contribute to other recovery efforts for the species.

### **Cumulative Effects**

Cumulative effects include the effects of future state, Tribal, local, or private actions that are reasonably certain to occur in the action area considered in this biological opinion. Future federal actions that are unrelated to the proposed action are not considered in this section because they require separate consultation pursuant to section 7 of the Act. During this consultation, the Service did not identify any future non-federal actions that are reasonably certain to occur in the action area of the proposed project.

### **Conclusion**

After reviewing the current status of the goldfields, tadpole shrimp, fairy shrimp, and tiger salamander, the environmental baseline for the proposed project area, the effects of the proposed project and the cumulative effects, it is the Service's biological opinion that the Repair/Reconstruction of Runway 21R/03L project, as proposed, is not likely to jeopardize the continued existence of the goldfields, tadpole shrimp, fairy shrimp, or tiger salamander. The Service reached this conclusion because the project-related effects to the species, when added to the environmental baseline and analyzed in consideration of all potential cumulative effects, will not rise to the level of precluding recovery or reducing the likelihood of survival of the species based on the following:

1. Service-approved biologist(s) will perform preconstruction surveys of all ground disturbance areas within sensitive habitats to determine if any federally listed species, or habitats such as tiger salamander burrows, may be present prior to the start of construction;
2. Service-approved biologist(s) will monitor construction activities in or adjacent to sensitive habitats, and ensure compliance to minimization measures, and conduct environmental awareness training for all construction personnel working within and near sensitive habitat;
3. Vernal pools, wetlands, and drainages, within 250 feet of the proposed project will have erosion control measures in the form of straw waddles installed, and environmentally sensitive areas will be designated and denoted with fencing or flagging;
4. The worksite will be enclosed by a 6-inch-high exclusionary barrier to prevent tiger salamander movement onto the work site, and the barrier will be inspected daily in the morning as well as monitored continuously during night work or work conducted while raining; and
5. Additional conservation measures will be implemented to further minimize adverse effects of the proposed project to federally-listed species, including the purchase of habitat compensation credits at a 1:1 ratio for goldfields habitat, at a 1:1 ratio for vernal pool shrimp habitat, and at a 2:1 ratio for tiger salamander upland habitat.

### **INCIDENTAL TAKE STATEMENT**

Section 9 of the Act and federal regulation pursuant to section 4(d) of the Act prohibit the take of endangered and threatened species, respectively, without special exemption. Take is defined as to harass, harm, pursue, hunt, shoot, wound, kill, trap, capture or collect, or to attempt to engage in any such conduct. Harass is defined by Service regulations at 50 CFR 17.3 as an intentional or negligent act or omission which creates the likelihood of injury to wildlife by annoying it to such an extent as to significantly disrupt normal behavior patterns which include, but are not limited to, breeding, feeding, or sheltering. Harm is defined by the same regulations as an act which actually kills or injures wildlife. Harm is further defined to include significant habitat modification or degradation that results in death or injury to listed species by significantly impairing essential behavior patterns, including breeding, feeding, or sheltering. Incidental take is defined as take that is incidental to, and not the purpose of, the carrying out of an otherwise lawful activity. Under the terms of section 7(b)(4) and section 7(o)(2), taking that is incidental to and not intended as part of the agency action is not considered to be prohibited taking under the Act provided that such taking is in compliance with the terms and conditions of this Incidental Take Statement.

The measures described below are non-discretionary and must be undertaken by Travis so that they become binding conditions of any grant or permit issued to the applicant, as appropriate, for the exemption in section 7(o)(2) to apply. Travis has a continuing duty to regulate the activity covered by this incidental take statement. If Travis (1) fails to assume and implement the terms and conditions or (2) fails to require the applicant to adhere to the terms and conditions of the incidental take statement through enforceable terms that are added to the permit or grant document, the protective coverage of section 7(o)(2) may lapse. In order to monitor the impact of

incidental take, Travis must report the progress of the action and its impact on the species to the Service as specified in the incidental take statement [50 CFR §402.14(i)(3)].

Sections 7(b)(4) and 7(o)(2) of the Act generally do not apply to listed plant species. However, limited protection of listed plants from take is provided to the extent that the Act prohibits the removal and reduction to possession of federally listed endangered plants or the malicious damage of such plants on areas under federal jurisdiction, or the destruction of endangered plants on non-federal areas in violation of State law or regulation or in the course of any violation of a state criminal trespass law.

### **Amount or Extent of Take**

#### *Vernal Pool Crustaceans*

The Service anticipates that incidental take of tadpole shrimp and fairy shrimp will be difficult to detect due to their life histories and ecologies. It is not possible to know how many vernal pool shrimp eggs are in the soil of any wetland features, or how many individuals or eggs will occupy any wetland feature later in time. The anticipated loss of individuals of these shrimp species also cannot be quantified due to seasonal fluctuations in their numbers, random environmental events, changes in water regime at their vernal pool habitats, or additional environmental disturbances. In instances where the total number of individuals to be taken cannot be determined, the Service may use the acreage of habitat impacted as a surrogate for the take of eggs/individuals. Therefore, the Service anticipates take incidental to the construction of the proposed project as the harm and mortality of all tadpole shrimp and fairy shrimp and eggs within the 7.9 acres of habitat that will be modified, degraded, and/or permanently lost, by the proposed project.

#### *California Tiger Salamander*

The Service anticipates that incidental take of tiger salamander will be difficult to detect due to its life history and ecology. Specifically, tiger salamanders can be difficult to locate due to their cryptic appearance, their use of underground burrows as habitat, and the fact that finding a dead or injured individual is unlikely due to their relatively small size. Losses of salamanders may also be difficult to quantify due to seasonal fluctuations in their numbers, random environmental events, or the likelihood that the remains will be removed by a scavenger or be indistinguishable amongst the disturbed soil and debris. There is a risk of harm, injury, and mortality as a result of the proposed reconstruction of the runway and project related activities; therefore, the Service is authorizing take incidental to the proposed project as: (1) the injury to, or mortality of, no more than two detected juvenile or adult tiger salamanders within the action area and (2) non-lethal harm to 78 acres of the proposed project area and along Travis access routes.

Upon implementation of the following reasonable and prudent measures, incidental take of tadpole shrimp, fairy shrimp, and tiger salamander associated with the Repair/Reconstruction of Runway 21R/03L project will become exempt from the prohibitions described in section 9 of the Act. No other forms of take are exempted under this opinion.

### **Effect of the Take**

In the accompanying biological opinion, the Service determined that this level of anticipated take is not likely to result in jeopardy to the tadpole shrimp, fairy shrimp, or tiger salamander.



## **Reasonable and Prudent Measures**

All necessary and appropriate measures to avoid or minimize effects on the tadpole shrimp, fairy shrimp, and tiger salamander resulting from implementation of this project have been incorporated into the project's proposed conservation measures. Therefore, the Service believes the following reasonable and prudent measure is necessary and appropriate to minimize incidental take of the tiger salamander:

- 1) All conservation measures, as described in the project analysis and restated here in the Project Description section of this biological opinion, shall be fully implemented, and adhered to. Further, this reasonable and prudent measure shall be supplemented by the terms and conditions below.

## **Terms and Conditions**

In order to be exempt from the prohibitions of section 9 of the Act, Travis must ensure compliance with the following terms and conditions, which implement the reasonable and prudent measure described above. These terms and conditions are nondiscretionary.

1. Travis will fully implement and adhere to the conservation measures, as a condition of any permit or contract issued for the proposed project. Travis shall require that all personnel associated with this proposed project are made aware of the conservation measures and the responsibility to implement them fully.
2. To monitor whether the amount or extent of incidental take anticipated from implementation of the proposed project is approached or exceeded, Travis will adhere to the following reporting requirement. Should the anticipated amount or extent of incidental take be exceeded, Travis must immediately reinstate formal consultation, as per 50 CFR §402.16.
  - a. For those components of the action that will result in habitat degradation or modification whereby incidental take in the form of harm is anticipated, Travis shall provide a precise accounting of the total acreage of habitat impacted to the Service 30 days after completion of construction. Updates shall also include any information about changes in project implementation that result in habitat disturbance not described in the Project Description and not analyzed in this Biological Opinion.
  - b. Travis shall immediately contact the Service's Sacramento Fish and Wildlife Office (SFWO) at (916) 414-6550 to report direct encounters between listed species and project workers and their equipment whereby incidental take in the form of harm, injury, or death occurs. If the encounter occurs after normal working hours, Travis shall contact the SFWO at the earliest possible opportunity the next working day. When injured or killed individuals of the listed species are found, Travis shall follow the steps outlined in the Salvage and Disposition of Individuals section below.
  - c. For those components of the action that will require the capture and relocation of any listed species, Travis shall immediately contact the SFWO at (916) 414-6550 to report the action. If capture and relocation need to occur after normal working hours, Travis shall contact the SFWO at the earliest possible opportunity the next working day.

## **Salvage and Disposition of Individuals:**

Injured listed species must be cared for by a licensed veterinarian or other qualified person(s), such as the Service-approved biologist. Dead individuals must be sealed in a resealable plastic bag containing a paper with the date and time when the animal was found, the location where it was found, and the name of the person who found it, and the bag containing the specimen frozen in a freezer located in a secure site, until instructions are received from the Service regarding the disposition of the dead specimen. The Service contact person is Lauren Estenson, Fish and Wildlife Biologist, at (916) 414-6550.

## **CONSERVATION RECOMMENDATIONS**

Section 7(a)(1) of the Act directs federal agencies to utilize their authorities to further the purposes of the Act by carrying out conservation programs for the benefit of endangered and threatened species. Conservation recommendations are discretionary agency activities to minimize or avoid adverse effects of a proposed action on listed species or critical habitat, to help implement recovery plans, or to develop information. The Service recommends the following actions:

1. Travis should continue to work with the Service to implement recovery actions for species associated with vernal pool habitats.
2. Travis should continue to work with the Service to assist us in meeting the goals for the tiger salamander as outlined in the *Recovery Plan for the Central California Distinct Population Segment of the California Tiger Salamander (Ambystoma californiense)* (Service 2017).
3. Travis should conduct base wide surveys for goldfields to document current population status and known species occurrences.

In order for the Service to be kept informed of actions minimizing or avoiding adverse effects or benefiting listed species or their habitats, the Service requests notification of the implementation of any conservation recommendations.

## **REINITIATION—CLOSING STATEMENT**

This concludes formal consultation on the Repair/Reconstruction of Runway 21R/03L project. As provided in 50 CFR §402.16(a), reinitiation of consultation is required and shall be requested by the federal agency or by the Service where discretionary federal involvement or control over the action has been retained or is authorized by law, and:

- 1) If the amount or extent of taking specified in the incidental take statement is exceeded;
- 2) If new information reveals effects of the action that may affect listed species or critical habitat in a manner or to an extent not previously considered;
- 3) If the identified action is subsequently modified in a manner that causes an effect to the listed species or critical habitat that was not considered in the biological opinion, or written concurrence, or;

- 4) If a new species is listed or critical habitat designated that may be affected by the identified action.

If you have any questions regarding this biological opinion, please contact Lauren Estenson (lauren\_estenson@fws.gov) at the letterhead address or at (916) 414-6550.

Sincerely,

Michael Fris  
Field Supervisor

ec:

Leslie Peña, NRM/CRM/Engineering-Environmental Liaison, Travis Air Force Base, CA  
Dylan Hickey, Natural/Cultural Resource Specialist, Travis Air Force Base, CA

## LITERATURE CITED

- [CNDDB] California Natural Diversity Data Base. 2021. California Department of Fish and Wildlife. RAREFIND. Natural Heritage Division, Sacramento, California. Accessed July 29, 2021 at: <https://www.wildlife.ca.gov/Data/CNDDB/Maps-and-Data#lt-43018407-rarefind-5>
- Marty, J. 2016. Vernal Pool Aquatic Species Survey Report on Travis Air Force Base, CA. September 16, 2016 report to Center for Environmental Management of Military Lands. Marty Ecological Consulting, Sacramento, Incorporated, California. 9 pages plus Appendices.
- Marty, J. 2017. Final Report for California Tiger Salamander Drift Fence Study and Runway Relocation Effort on Travis Air Force Base, CA. September 4, 2017 report to Sacramento Fish and Wildlife Office. Marty Ecological Consulting, Incorporated, Sacramento, California. 18 pages plus Appendix.
- Orloff, S.G. 2011. Movement patterns and migration distances in an upland population of California tiger salamander (*Ambystoma californiense*). *Herpetological Conservation and Biology* 6: 266-276.
- [Service] U.S. Fish and Wildlife Service. 2005. Recovery Plan for Vernal Pool Ecosystems of California and Southern Oregon. Region 1, U.S. Fish and Wildlife Service, Portland, Oregon. Accessed online, July 29, 2021 at: <https://www.fws.gov/sacramento/es/Recovery-Planning/Vernal-Pool/>
- [Service] U.S. Fish and Wildlife Service. 2007a. Vernal Pool Tadpole Shrimp (*Lepidurus packardii*) 5-Year Review: Summary and Evaluation. Sacramento Fish and Wildlife Office, Sacramento, California. 76 pages.
- [Service] U.S. Fish and Wildlife Service. 2007b. Vernal Pool Fairy Shrimp (*Branchinecta lynchi*) 5-Year Review: Summary and Evaluation. Sacramento Fish and Wildlife Office, Sacramento, California. 50 pages.
- [Service] U.S. Fish and Wildlife Service. 2013. *Lasthenia conjugens* (Contra Costa Goldfields) 5-Year Review: Summary and Evaluation. Region 8, U.S. Fish and Wildlife Service, Sacramento California. 36 pages.
- [Service] U.S. Fish and Wildlife Service. 2017. Recovery Plan for the Central California Distinct Population Segment of the California Tiger Salamander (*Ambystoma californiense*). Region 8, U.S. Fish and Wildlife Service, Sacramento California. 75 pages.
- Witham, C.W., R.F. Holland, and J.E. Vollmar. 2014. Changes in the Distribution of Great Valley Vernal Pool Habitats from 2005-2012. Sacramento, California. Report prepared for the U.S. Fish and Wildlife Service and Bureau of Reclamation CVPIA Habitat Restoration Program under Grant Agreement No. F11AP00169 with the Service. 25 pages plus appendices.

## Appendix B- Public and Agency Comment

B-1 Proof of Publication

B-2 Comment and Response Matrix

B-3 Copies of Comments Received

## B-1 Proof of Publication



PROOF OF PUBLICATION  
(2015.5 C.C.P.)

STATE OF CALIFORNIA  
County of Solano

I am a citizen of the United States and a resident of Solano County. I am over the age of eighteen years and not a party to, or interested in, this Legal or Public Notice matter, I am the principal Legal Advertising Clerk for the

DAILY REPUBLIC  
1250 Texas Street  
P.O. Box 47  
Fairfield, CA 94533

a newspaper of general circulation printed and published mornings, daily and Sunday, in the City of Fairfield, County of Solano, which has been adjudged a newspaper of general circulation by the Superior Court of the County of Solano, State of California, Case Number 25875, on June 30, 1952.

I certify under penalty of perjury that the attached Legal or Public Notice has been published in each regular and entire issue of the Daily Republic, and not in any supplement, on the following date(s):

July 9, 2021  
in the year: 2021

By: Lana Vargas  
Lana Vargas, Legal Advertising Clerk /

Date: July 9, 2021

This Space For Filing Stamp



**NOTICE OF AVAILABILITY  
DRAFT ENVIRONMENTAL ASSESSMENT AND  
FINDING OF NO SIGNIFICANT IMPACT/ FINDING OF NO PRACTICABLE  
ALTERNATIVE FOR  
THE PROPOSED RECONSTRUCTION OF RUNWAY 21R/03L  
AT TRAVIS AIR FORCE BASE, CALIFORNIA**

Interested parties are hereby notified that the United States Air Force, Travis Air Force Base, California has completed a Draft Environmental Assessment (EA) that resulted in a Finding of No Significant Impact (FONSI) for the Reconstruction of Runway 21R/03L. The EA documents the proposed action components for the project- demolition of the existing runway, construction of a temporary batch plant, re-orientation of taxiways, extension of the northern overrun, re-paving, marking, and re-grading excess areas to turf. The Proposed Action would include the loss of 4.5 acres of wetlands. The Draft EA and FONSI/FONPA, dated May 2021, are available for review at the following locations:

Fairfield Civic Center Library  
1150 Kentucky Street  
Fairfield, California 94533

Suisun City Library  
601 Pintail Drive  
Suisun City, California 94585

Vacaville Public Library Cultural Center  
1020 Ulatis Drive  
Vacaville, California 95688

Mitchel Memorial Library  
510 Travis Boulevard  
Travis AFB, California 94535

The Draft EA and FONSI can also be obtained at:

<http://www.travis.af.mil/Environmental/Compliance>

and

<https://ceqanet.opr.ca.gov>

Written comments and inquiries on the Draft EA and FONSI should be directed to:

Mr. Seth Merdler  
60th Civil Engineer Squadron  
411 Airman Drive, Building 570  
Travis AFB, CA 94535

Emailed comments can be accepted at [spk-pao@usace.army.mil](mailto:spk-pao@usace.army.mil) ATTN: Travis AFB. The public review and comment period for this EA is 30 days from the publication date of this Notice of Availability. If you have questions, please contact Mr. Merdler at (707) 424-7516.  
DR# 00047990  
Published: July 9, 2021

PROOF OF PUBLICATION  
(2015.5 C.C.P.)

STATE OF CALIFORNIA  
County of Solano

I am a citizen of the United States and a resident of Solano County. I am over the age of eighteen years and not a party to, or interested in, this Legal or Public Notice matter, I am the principal Legal Advertising Clerk for the

DAILY REPUBLIC  
1250 Texas Street  
P.O. Box 47  
Fairfield, CA 94533

a newspaper of general circulation printed and published mornings, daily and Sunday, in the City of Fairfield, County of Solano, which has been adjudged a newspaper of general circulation by the Superior Court of the County of Solano, State of California, Case Number 25875, on June 30, 1952.

I certify under penalty of perjury that the attached Legal or Public Notice has been published in each regular and entire issue of the Daily Republic, and not in any supplement, on the following date(s):

July 4,

in the year:

2021

By:


Lana Vargas

Lana Vargas, Legal Advertising Clerk

Date:

July 6, 2021

This Space For Filing Stamp

  
**NOTICE OF AVAILABILITY  
DRAFT ENVIRONMENTAL ASSESSMENT AND  
FINDING OF NO SIGNIFICANT IMPACT/ FINDING OF NO PRACTICABLE  
ALTERNATIVE FOR  
THE PROPOSED RECONSTRUCTION OF RUNWAY 21R/03L  
AT TRAVIS AIR FORCE BASE, CALIFORNIA**

Interested parties are hereby notified that the United States Air Force, Travis Air Force Base, California, has completed a Draft Environmental Assessment (EA) that resulted in a Finding of No Significant Impact (FONSI) for the Reconstruction of Runway 21R/03L. The EA documents the proposed action components for the project: demolition of the existing runway, construction of a temporary batch plant, re-orientation of taxiways, extension of the northern over-run, re-paving, marking, and re-grading excess areas to turf. The Proposed Action would include the loss of 4.5 acres of wetlands. The Draft EA and FONSI/FONPA, dated May 2021, are available for review at the following locations:

Fairfield Civic Center Library 1750 Kentucky Street Fairfield, California 94533	Suisun City Library 601 Pintail Drive Suisun City, California 94585
Vacaville Public Library Cultural Center 1020 Ulatis Drive Vacaville, California 95688	Mitchell Memorial Library 510 Travis Boulevard Travis AFB, California 94535

The Draft EA and FONSI can also be obtained at:  
<http://www.travis.af.mil/Environmental/Compliance>  
and  
<https://ceqanet.opr.ca.gov>

Written comments and inquiries on the Draft EA and FONSI should be directed to:

Mr. Seth Merdler  
60th Civil Engineer Squadron  
411 Airman Drive, Building 570  
Travis AFB, CA 94535

Emailed comments can be accepted at [spk-pao@usace.army.mil](mailto:spk-pao@usace.army.mil) ATTN: Travis AFB. The public review and comment period for this EA is 30 days from the publication date of this Notice of Availability. If you have questions, please contact Mr. Merdler at (707) 424-7516.  
DR#: Q0047989  
Published: July 4, 2021

# REPORTER

TheReporter.com • Vacaville, CA

401 Davis Street, Ste. F

Vacaville, CA 95688

530-406-6223

legals@thereporter.com

3529937

TAFB 60 CES/CEV

411 AIRMEN DRIVE

FAIRFIELD, CA 94535

.....

*Account Number:* 3529937

*Ad Order Number:* 0006589440

*Customer's Reference* NOA  
*/ PO Number:* / NOA

*Publication:* Vacaville Reporter

*Publication Dates:* 07/07/2021

*Amount:* \$306.25

*Payment Amount:* \$306.25

*Payment Method:* Credit Card

*Invoice Text:*

# Vacaville Reporter

401 Davis Street, Ste. F  
Vacaville, CA 95688  
530-406-6223  
legals@thereporter.com

3529937

TAFB 60 CES/CEV  
411 AIRMEN DRIVE  
FAIRFIELD, CA 94535

Legal No. **0006589440**

## PROOF OF PUBLICATION (2015.5 C.C.P.)

STATE OF CALIFORNIA  
COUNTY OF SOLANO, S.S.

### FILE NO. NOA

I am a citizen of the United States. I am over the age of eighteen years and not a party to or interested in the above-entitled matter. I am the Legal Advertising Clerk of the printer and publisher of the Vacaville Reporter, a newspaper published in the English language in the Cities of Vacaville and Dixon, County of Solano, State of California.

I declare that the Vacaville Reporter is a newspaper of general circulation as defined by the laws of the State of California as determined by this court's order dated June 18, 1952 in the action entitled In the Matter of the Ascertainment and Establishment of the Standing of the Vacaville Reporter as a Newspaper of General Circulation, Case Number 25888. Said order states "Vacaville Reporter" has been established, printed and published in the Cities of Vacaville and Dixon, County of Solano, State of California; That it is a newspaper published daily for the dissemination of local and telegraphic news and intelligence of general character and has a bona fide subscription list of paying subscribers; and...THEREFORE, IT IS ORDERED, ADJUDGED AND DECREED:...That "Vacaville Reporter" is a newspaper of general circulation for the City of Vacaville and Dixon, County of Solano, California. Said order has not been revoked.

I declare that this notice, of which the annexed is a printed copy, has been published in each regular and entire issue of said newspaper and not in any supplement thereof on the following dates, to wit:

**07/07/2021**

I certify (or declare) under penalty of perjury that the foregoing is true and correct.

Dated at Vacaville, California, this  
7th day of July 2021



(Signature) Jill Teer



## NOTICE OF AVAILABILITY

### AVAILABILITY DRAFT ENVIRONMENTAL ASSESSMENT AND FINDING OF NO SIGNIFICANT IMPACT/ FINDING OF NO PRACTICABLE ALTERNATIVE FOR THE PROPOSED RECONSTRUCTION OF RUNWAY 21R/03L AT TRAVIS AIR FORCE BASE, CALIFORNIA

Interested parties are hereby notified that the United States Air Force, Travis Air Force Base, California has completed a Draft Environmental Assessment (EA) that resulted in a Finding of No Significant Impact (FONSI) for the Reconstruction of Runway 21R/03L. The EA documents the proposed action components for the project- demolition of the existing runway, construction of a temporary batch plant, re-orientation of taxiways, extension of the northern overrun, re-paving, marking, and re-grading excess areas to turf. The Proposed Action would include the loss of 4.5 acres of wetlands. The Draft EA and FONSI/FONPA, dated May 2021, are available for review at the following locations:

Fairfield Civic Center Library 1150 Kentucky Street Fairfield, California 94533	Suisun City Library 601 Pintail Drive Suisun City, California 94585
Vacaville Public Library Cultural Center 1020 Ulatis Drive Vacaville, California 95688	Mitchel Memorial Library 510 Travis Boulevard Travis AFB, California 94535

The Draft EA and FONSI can also be obtained at: <http://www.travis.af.mil/Environmental/Compliance> and <https://ceqanet.opr.ca.gov> Written comments and inquiries on the Draft EA and FONSI should be directed to:

Mr. Seth Merdler  
60<sup>th</sup> Civil Engineer Squadron  
411 Airman Drive, Building 570  
Travis AFB, CA 94535

Emailed comments can be accepted at [spk-pao@usace.army.mil](mailto:spk-pao@usace.army.mil) ATTN: Travis AFB. The public review and comment period for this EA is 30 days from the publication date of this Notice of Availability. If you have questions, please contact Mr. Merdler at (707) 424-7516.

## B-2 Comment and Response Matrix



CDFW	
Comment	Response
Recommends that the draft EA provide baseline habitat assessments for special-status plant, fish, and wildlife species located and potentially located within the Project area and surrounding lands, including but not limited to all rare, threatened, or endangered, and Fully Protected species.	Travis AFB is not regulated under the applicable state laws that were listed in this comment for the "Reconstruction of Runway (RW) 21R/03L Project". As a federal agency, Congress would need to issue a clear, and explicit, waiver of federal sovereign immunity for these applicable state laws. Travis AFB is required to comply with the Endangered Species Act (ESA) and the Migratory Bird Treaty Act. This DEA is specific to Travis AFB and therefore only flora and fauna that are fully protected, threatened or endangered, and/ or other special-status species on the installation are mentioned in the EA. Please note, Travis AFB only mention those species that are currently in the project area that would be affected by this project. Please see Table 3-4 and Table 3-5 for list of species along with table 3-5 in the referenced EA. Potential impacts to federally protected species under the ESA are considered in the Biological Assessment (BA) was submitted to the USFWS for this action. A copy of the BO is attached in Appendix A-4. The Biological Opinion that the USFWS issued for this project will be complied with for this action. No additional surveys are currently planned in association with this project. All maps of the project along with location were provided in the referenced EA, along with staging areas, access routes and any other temporary disturbance.
The draft EA should describe aquatic habitats, such as wetlands and/or waters of the U.S. or State, and any sensitive natural communities or riparian habitat occurring on or adjacent to the Project site.	Habitats present in the proposed action area are described in Section 3.5
Habitat descriptions and the potential for species occurrence should include information from multiple sources, such as aerial imagery; historical and recent survey data; field reconnaissance; scientific literature and reports; the U.S. Fish and Wildlife Service's (USFWS) Information, Planning, and Consultation System; and findings from positive occurrence databases such as the California Natural Diversity Database (CNDDB).	Page 3-10 lists the sources from which data was acquired, "Table 3-4 lists species that potentially occur in the Proposed Action Area and has been compiled from several sources including the results of previous studies conducted on Travis AFB; information from the California Natural Diversity Database (2021); the California Native Plant Society (2021); and the Environmental Conservation Online System (ECOS) Information for Planning and Consultation (IPaC; 2021)."
CDFW recommends that prior to Project implementation, surveys be conducted for special-status species with potential to occur, following recommended survey protocols if available.	Surveys are conducted regularly on the installation in accordance with the bases INRMP. The locations of sensitive resources are well known. Additional survey would not provide new data.
Botanical surveys for special-status plant species, including those with a California Rare Plant Rank must be conducted during the blooming period for all species potentially impacted by the Project within the Project area and adjacent habitats that may be indirectly impacted by, for example, changes to hydrology, and require the identification of reference populations	Surveys are conducted regularly on the installation in accordance with the bases INRMP. The locations of sensitive resources are well known. Additional survey would not provide new data.
The draft EA should discuss all direct and indirect impacts (temporary and permanent), including reasonably foreseeable impacts, that may occur with implementation of the Project.	Environmental impacts including direct and indirect impacts are addressed in chapter 4.0 of the EA.
Project-specific measures should be incorporated as enforceable Project conditions to reduce impacts to biological resources to less-than-significant levels.	Project specific measures have been added under the respective species in accordance with the conservation measures outlined in the Project's Biological Opinion.
CDFW requests reporting any special-status species and natural communities detected during Project surveys to CNDDB.	If additional resources are identified during pre-project survey, they will be shared in accordance with Travis AFB's policies and procedures.

EPA- Region 9	
Comment	Response
In the Final EA, acknowledge the potential for soils, pavement, and groundwater at the project site to be contaminated with PFAS. Commit to sampling and analysis for PFAS of soils and other materials intended for reuse onsite, including the soil excavated near the runway and for the new duct bank from areas where AFFF was used or where runoff could have impacted soil. Also indicate that concrete samples from areas where AFFF was used will be collected and submitted for bulk analysis (i.e., crushed concrete) and leach testing to evaluate whether PFAS could be leached from concrete at concentrations above screening levels. Clarify that all concrete with concentrations above screening levels will be disposed of rather than reused as subbase. Discuss in the Final EA where and how PFAS-contaminated materials will be managed and disposed. EPA will verify whether that disposal method is acceptable. We also recommend providing the specific well identifiers in the Final EA for all the monitoring wells in and near the LOD and ensure they are protected in place and fenced prior to construction.	Travis AFB acknowledges the possibility of PFAS residue on site due to fire response history. Construction documents will include contractual language requiring the contractor to conduct appropriate sampling and/or separation for any disposal materials to be disposed in accordance with state and federal laws or PFAS-impacted materials found not suitable for reuse on this project. All groundwater monitoring wells within or near the limits of disturbance will be protected with construction fencing for the duration of the project.
Revisit the assumptions used in the model that calculated air emissions to ensure they accurately account for the information in the DEA. Include the possibility that additional truck trips may be necessary should soil and pavement need to be exported due to PFAS contamination. We note that Table 3-1 contains an error in that it indicates the area is in nonattainment for annual PM2.5 instead of 24-hour PM2.5. The text on p. 3-5 is correct in this regard.	Values and statuses were derived from <a href="https://www.baaqmd.gov/about-air-quality/research-and-data/air-quality-standards-and-attainment-status#fifteen">https://www.baaqmd.gov/about-air-quality/research-and-data/air-quality-standards-and-attainment-status#fifteen</a>  the non-attainment for 24-hour PM2.5 is in regards to the CAAQS not the federal standard.
Consider the following mitigation measure that reduce ozone precursors and PM2.5 for inclusion in the list of air quality BMPs: <ul style="list-style-type: none"> <li>• Minimize use, trips, and unnecessary idling of heavy equipment.</li> <li>• Maintain and tune engines per manufacturer's specifications to perform at EPA certification levels, where applicable, and to perform at verified standards applicable to retrofit technologies.</li> <li>• Employ periodic, unscheduled inspections to ensure that construction equipment is properly maintained, tuned, and modified consistent with established specifications.</li> <li>• Prohibit any tampering with engines and require continuing adherence to manufacturer's recommendations.</li> <li>• In general, commit to the best available emissions control technologies for project equipment, as feasible. Nonroad vehicles &amp; equipment used for this project should meet, or exceed the US EPA Tier 4 exhaust emissions standards for heavy-duty nonroad compression-ignition engines (e.g., construction equipment, nonroad trucks, etc.)</li> </ul>	These BMP's have been added to section 4.3
We recommend the Final EA remove the comparison of the project's GHG emissions to the County and State CO2 emissions and instead include BMPs for reducing greenhouse gases from the project. Several of these will also reduce criteria pollutants as well. Examples include: <ul style="list-style-type: none"> <li>• Solicit bids that include use of energy and fuel-efficient fleets;</li> <li>• Solicit construction bids that use Best Available Control Technology, particularly those seeking to deploy zero-emission technologies and/or alternative fueled vehicles;</li> <li>• Use lighting systems that are energy efficient, such as LED technology;</li> <li>• Use cement blended with the maximum feasible amount of alternative materials (e.g. industrial materials designated for reuse that reduce GHG emissions from cement production;</li> <li>• Recycle uncontaminated construction debris to the maximum extent feasible;</li> <li>• Use grid-based electricity for construction activities and/or onsite renewable electricity generation rather than diesel and/or gasoline powered generators.</li> </ul>	These BMP's have been added to section 4.3

EPA- Region 9	
We recommend the Final EA include a map that clearly depicts all waters that are located within the “work area” which the DEA identifies as 300 feet from the existing edge of the pavement on either side of the runway (p. 2-13). Reassess the statements that the Waters of the State are not subject to Waste Discharge Requirement of the Porter Cologne Water Quality Control Act, in consultation with the Regional Water Quality Control Board, and remove references in the document that erroneously state that fill is not a pollutant.	<p>Figures 3-4 a-c have been added to the document. The study area in the AJD is larger than the work area identified in the DEA. The applicable map of all the aquatic resources in the study area are included in the AJD map that has been added to Appendix A-3.</p> <p>Travis concurs the statement indicating “fill is not a pollutant” is inaccurate and all references defining a pollutant have been removed from the Final EA.</p> <p>The Regional Water Quality Control Board indicated they disagreed with Travis AFB’s position that “Travis AFB is not subject to Waste Discharge Requirements of the Porter Cologne Water Quality Control Act.” Please refer to Travis AFB’s response to why Travis AFB is not regulated by that state water quality law for this project.</p>
We recommend the Air Force ensure the sizing of the culverts will be sufficient to convey the potentially larger volumes of floodwater expected under climate change.	Engineering specifications are required to comply with current guidance. The USAF is currently in the process of reviewing and revising installation design to prepare for climate change, however, this guidance and standards are not yet complete.
Ensure the Final EA contains all tribal correspondence. Because of the project site’s high potential for buried artifacts, we recommend a project archaeologist be present to perform cultural resource monitoring and implement a potential data recovery program during all grading, clearing, and trenching activities. We recommend tribal monitors be invited to participate. Correct the appendix location to reflect the location of tribal correspondence in Appendix A.	All tribal correspondence is reflected in Appendix A. None of the tribes contacted expressed interest in consulting or commenting on the project.
In the Final EA, provide an update on Section 7 consultation with USFWS including any additional specifics regarding the mitigation plans.	Specifics of mitigation credit purchases has been added under the respective sections in addition to conservation measures stipulated in the final biological opinion. In addition, a copy of the final biological opinion has been included in Appendix A-4.

EPA- Region 9	
In the Final EA, identify how burrowing owls will be protected during project construction.	<p>The locations of burrowing owls are well understood, as yearly surveys are conducted, the following has been added to section 4.4:</p> <p>"i. Monitor owls that are utilizing burrows within 500 m of the active runway to determine their BASH risk potential.  a. If found that owls are encroaching within 250 m of the active runway, exclude owls, relocate if possible, and remove the burrow.</p> <p>ii. Exclude owls from burrows within 250 meters of the flight line area as they may present a greater BASH risk.  a. Relocate owls to suitable habitat outside of any BASH risk area.  b. Preferred areas for relocation include the Aero Club, and Hangar Goldfields area, these areas are maintained for burrowing owl use and include artificial burrows and vegetation maintained at the proper heights.  c. In the unlikely event an active nesting pair were found within the exclusion area, fencing would be established and maintained until the owlets are sufficiently matured to leave the burrow and/or be relocated without harm."</p> <p>In addition, the most recent surveys have been included in Appendix C-4</p>
The surface water section on page 3-27 refers the reader to Figure 3-2 for the location of Union Creek, the primary surface water drainage for runoff at Travis AFB; however, Union Creek is not represented in the figure.	Union creek has been labeled in the figure 3-4a-c
The Operable Units and Environmental Restoration Program Sites subsection of Section 3.8 indicates that the most recent Annual Land Use Control (LUC) report is from 2018, but a more recent 2020 Annual LUC report (March 2021) is available for reference.	Corrected
Section 4.7 (Hazardous Materials/Wastes and Solid Wastes) states that demolition of the existing runway could cause a release of naturally occurring asbestos that is sometimes present around Portland Concrete Cement rubble but that testing cores taken in support of the Proposed Project found no asbestos above the detection level (p. 4-11). We recommend the Final EA include the data supporting this statement.	Added report to Appendix E-3

EPA	
Comment	Response
Section 2.5.1 (Demolition of the Existing Pavement) indicates that pavement could be reused as pavement subbase or properly discarded; however, the pavement may be contaminated with PFAS due to AFFF usage on Runway 21R/03L. As a result, the pavement could not be reused as pavement subbase and may require disposal at an off-site facility that would accept PFAS-contaminated waste.	Revised as follows, "Depending on the condition of the material when it is removed, pavement would either be crushed, using a hydraulic concrete crusher or similar machinery, and reused as pavement subbase, provided the material is clean and suitable for reuse, or properly discarded. "
Section 2.5.2 (Repair and Replacement of Drainage Structures) indicates that "In lieu of draining to adjacent turf, the subsurface drainage layer would drain to a perforated subdrain pipe system that is directly connected to the storm sewer pipe system;" however, this might not be appropriate given the potential for stormwater runoff from the project to be contaminated with PFAS.	Since the newly poured concrete would not have PFAS contamination, and the storm sewer would drain from the new concrete, it is not anticipated that runoff would be contaminated.
Section 2.5.6.1 (Upgrades to Existing Lighting Systems) indicates that a new duct bank would be constructed adjacent to Runway 21R/03L which would be concrete encased and constructed with a minimum 24-inch soil cover; however, the impact of managing and disposing of potentially PFAS-contaminated soil associated with the new duct bank is not addressed.	Added the following text, "To the extent practicable, excavated soils would be re-used on site. However, like all other soils in the project, should these soils be found unsuitable for reuse due to contamination with PFAS or other substance, this soil would be disposed of at a permitted facility."
Section 4.7 states, "In and near the managed ERP [Environmental Restoration Program] sites, this groundwater could be contaminated and would need to be handled accordingly" however, the impact of managing and disposing of potentially PFAS-contaminated groundwater is not addressed.	Revised text as follows, "In and near the managed ERP sites, this groundwater could be contaminated and would be disposed of at a permitted facility in accordance with existing protocols."
Based on Appendix E (Earth Resources), soil samples were only analyzed for total petroleum hydrocarbons (TPH) diesel range, TPH - gasoline range, and lead. As a result, it is unclear if the soil under and adjacent to Runway 21R/03L is contaminated with PFAS. As noted in Section 4.6 (Earth Resources), contaminated soil cannot be reused for backfill which could impact the proposed action alternative. Further, PFAS-contaminated soil would require disposal at an off-site facility that would accept PFAS-contaminated waste. Similarly, Section 4.6 (Earth Resources) indicates that topsoil "would be stripped and stockpiled for replacement at the completion of work;" however, it is unclear if topsoil could be reused without PFAS sampling and analysis.	Added the following, "Since soil was not tested for PFAS, it is possible that contaminated soils exist in the project area. During construction, excavated soils would be appropriately sampled and segregated, PFAS contaminated soils would not be reused."
The Regional Climate subsection of Section 3.4 (Air Quality and Climate Change) includes mean annual temperature, lowest and highest temperature, monthly mean relative humidity, mean annual relative humidity, precipitation, wind direction, and wind speed data without reference.	Regional climate data was assessed during the installations latest INRMP. Citation added accordingly.
Section 3.8 (Hazardous Materials/Wastes and Solid Wastes) includes the quantities of solid waste generated at Travis Air Force Base (AFB) in 2012, but more recent data should be provided.	This data is only collected periodically and newer information is not currently available.

EPA	
The Operable Units and Environmental Restoration Program Sites subsection of Section 3.8 indicates that the most recent Annual Land Use Control (LUC) report is from 2018, but a more recent 2020 Annual LUC report (March 2021) is available for reference.	Revised to include data and citation from report dated March 2021.
The Groundwater subsection of Section 3.12 (Water Quality, Water Resources, and Wetlands) indicates that "Groundwater wells in the area of Travis AFB are limited to domestic, stock-watering, and irrigation, with typical screened depths within 100 feet of the groundwater surface (Travis AFB, 2002a). Domestic wells, several of which are downgradient from Travis AFB, are typically used to provide water to households for domestic use," referencing the Travis Air Force Base Industrial Activities Storm Water Discharge Permit from 2002; however, it is unclear if this information remains accurate or if it has changed since 2002.	This information has been updated per the Final 2019 Annual Groundwater Remediation Implementation Status Report (October 2020) as follows, "Domestic wells, several of which are downgradient from Travis AFB, are typically used to provide water to households for domestic use (Travis AFB, 2002a); however, these beneficial uses have been suspended, pending clean-up (Travis AFB, 2020a).
The Groundwater subsection of Section 3.12 states, "The minimum horizontal gradient in the upper portion of the aquifer is approximately 0.002 near the southern border of the Base (Travis AFB, 1997)," referencing the Groundwater Interim Record of Decision North, East, and West Industrial Operation Unit, dated December 1997; however, the Final Groundwater Record of Decision (June 2014) that supersedes this Record of Decision and the most recent Final 2019 Annual Groundwater Remediation Implementation Status Report (October 2020) should be used for reference.	The horizontal gradient remains unchanged. References were updated to reflect the Final 2019 Annual Groundwater Remediation Implementation Status Report (October 2020).
The Stormwater subsection of Section 3.12 indicates that "The Base storm drain capacity is designed for a 10-year, 24-hour storm. Only minor temporary flooding occurs during extreme rain events in areas where storm drain piping is undersized or infiltrated by roots;" however, information to support this statement is not provided and/or referenced.	Added Reference
Section 4.7 (Hazardous Materials/Wastes and Solid Wastes) states, "Demolition of the existing runway could cause a release of asbestos as naturally occurring asbestos is sometimes around in PCC [Portland Concrete Cement] rubble. However, testing cores were taken in support of the Proposed Project, and no asbestos above the detection level was found," but the data supporting this statement is not referenced.	Included in Appendix E-3. Citation added.
The Draft EA lacks a figure showing the location of vernal pools and vernal pool buffers (i.e., 50 feet) relative to Runway 21R/03L. It should be noted that vernal pools are shown on Figures 2-9 (AFFF Area 9, 1988 C-5 Transport Aircraft Fire), 2-10 (AFFF Area 10, Late 1980s C-141B Transport Aircraft Crash), 2-12 (AFFF Area 12, 2014 E75 Biplane Air Show Crash), and 2-13 (AFFF Area 13, Nozzle Spray Test Area 900 Ramp) of the Draft AFFF Work Plan relative to Runway 21R/03L. This is of particular note given that Section 2.5.7 (Clearance of Vegetation) indicates that "Work limits area expected to extend out 300 feet from the existing edge of the pavement on either side of the runway." Please revise the Draft EA to include a figure showing the location of vernal pools and vernal pool buffers (i.e., 50 feet) relative to the proposed work area associated with the Runway 21R/03L project.	Added Figure 3-4 a-c. Design revisions reduced footprint of disturbance area, revised text as follows, "Work limits are expected to extend out to the existing edge of the pavement on the southeast side of the runway, and 130 feet beyond it on the northwest side of the runway. Approximately 9.25 acres would be cleared at the southern overrun to allow for a temporary batch plant. Areas that would be cleared are shown in Figure 2-7."



EPA	
<p>There is no specific provision for the protection of burrowing owls in either the Draft EA or the Biological Assessment (Travis Air Force Base Runway 21R/03L, Solano County, CA, Vernal Pool Fairy Shrimp, Vernal Pool Tadpole Shrimp, Conservancy Fairy Shrimp, Contra Costa Goldfields and California Tiger Salamander). This is significant because Table 3-5 (Migratory Birds Protected Under the MBTA [Migratory Bird Treaty Act] Potentially Present in the Affected Environment) notes that burrowing owls have a "high likelihood of presence" in the project area. Please revise Sections 4.4 (Biological Natural Resources) of the Draft EA and the Biological Assessment to include considerations for how burrowing owls will be protected during the reconstruction project. Additionally, please note that although identified as migratory, most burrowing owls are year-round residents.</p>	<p>The biological assessment need not include burrowing owls as the BA only includes species protected under the ESA. Conservation measures for burrowing owl have been added as follows, "The nests and foraging territories of burrowing owls on the installation are well understood and known residence areas are surveyed regularly in accordance with the bases INRMP and BASH plan. Travis AFB most recent burrowing owl monitoring report showed five occurrences of burrowing owl near the other runway, but none near the proposed project area burrowing owls (Travis AFB, 2019c; Appendix C-4). However, in the unlikely event burrowing owls are discovered in the disturbance area the following actions would be carried out in accordance with recommendations listed in the Travis AFB 2019 Burrowing Owl Monitoring plan and the BASH plan.</p> <p>i. Monitor owls that are utilizing burrows within 500 m of the active runway to determine their BASH risk potential.</p> <p>a. If found that owls are encroaching within 250 m of the active runway, exclude owls, relocate if possible, and remove the burrow.</p> <p>ii. Exclude owls from burrows within 250 meters of the flight line area as they may present a greater BASH risk.</p> <p>a. Relocate owls to suitable habitat outside of any BASH risk area.</p> <p>b. Preferred areas for relocation include the Aero Club, and Hangar Goldfields area, these areas are maintained for burrowing owl use and include artificial burrows and vegetation maintained at the proper heights.</p> <p>c. In the unlikely event an active nesting pair were found within the exclusion area, fencing would be established and maintained until the owlets are sufficiently matured to leave the burrow and/or be relocated without harm.</p> <p>To promote safety of aircraft, personnel, and owls, the owls cannot be allowed to remain within the 250m exclusion zone surrounding the flight line area. This exclusion zone encompasses the entire disturbance area. "</p> <p>In addition, a footnote indicating that burrowing owls may be present year round has been added to the table, and the most recent set of surveys has been added to Appendix C-4.</p>
<p>The Biological Assessment and Draft EA propose that surveys would be conducted by a United States Fish and Wildlife Service (USFWS)-approved biologist prior to starting work. The assessments state that surveys will identify biologically sensitive areas, such as nests and wetlands. Such areas will be flagged and fenced. It is recommended that these initial surveys include a representative from USFWS. Please revise the Draft EA to include onsite personnel from USFWS.</p>	<p>The use of a service approved biologist ensures that the biologist performing survey or monitoring actions possess the necessary qualifications and education to do so. Use of a service approved biologist is standard industry practice. The service may not have the funding or personnel available to conduct site surveys and it is beyond the authority of the agency to commit the resources of the service. The burden of survey and monitoring is the responsibility of the action agency.</p>
<p>The Biological Assessment proposes that 41 acres of disturbed areas will be revegetated after Phase V (Paving and marking); however, monitoring plans or contingency actions are not identified. Please revise the Draft EA to include and describe how and when revegetated areas will be monitored and any actions taken to address failure to meet revegetation standards or stated goals.</p>	<p>The re-vegetated areas will not serve a habitat function. Rather, the purpose of re-vegetating the areas is to reduce impervious surface to increase infiltration and reduce runoff. Since the purpose of the re-vegetation is not habitat functions, there are no monitoring requirements beyond what is required by the SWPPP.</p>
<p>Section 1.5, Public and Agency Review of EA, Page 1-7: The second paragraph of Section 1.5 includes three blanks for future dates. Please ensure that these dates are included in subsequent versions of the Draft EA, if available.</p>	<p>These dates were added.</p>

EPA	
<p>Section 2.5.5, Construction of a Batch Plant, Page 2-11: Section 2.5.5 states, “[A] batch plant would be constructed within the cantonment area. The batch plant would either be sited at the south end of the runway, east of the south overrun area (Section 2.5.10) as a temporary facility;” however, it is unclear if the proposed batch plant location is near the vernal pools that are located in the vicinity of Runway 21R/03L. Further, it is unclear if alternative locations for the batch plant are available should the proposed location impact the vernal pools located in the vicinity of Runway 21R/03L. Please revise the Draft EA to clarify if the batch plant location is near the vernal pools that are located in the vicinity of Runway 21R/03L. In addition, please clarify if alternative locations for the batch plant are available should the proposed location impact the vernal pools located in the vicinity of Runway 21R/03L.</p>	<p>Location of the proposed batch plant in relation to vernal pools is show in Figures 3-4 a-c</p>
<p>Section 2.5.6.2, New Lighting Systems, Page 2-13: The text states, “Concrete-encased conduits and cables would be connected to existing regulators;” however, a figure showing these existing regulators is not provided and/or referenced. As a result, it is difficult to know if the concrete-encased conduits and cables to the existing regulators would impact nearby vernal pools. Please revise the Draft EA to include a figure showing the locations of the existing regulators.</p>	<p>Impacts to vernal pools are covered in the issued Biological Opinion for this project.</p>
<p>Section 4.7, Hazardous Materials/Wastes and Solid Wastes, Page 4-12: Section 4.7 states, “Only one monitoring well exists within the LOD [Limits of Disturbance] for the project. The well would be protected in place. Four monitoring wells exist near the LOD, since the entire LOD would be fenced, these monitoring wells would be unlikely to be affected by the Proposed Project activities;” however, the specific well identifiers for these wells are not provided and/or referenced. Please revise Section 4.7 to specify the wells that will be protected in place and fenced.</p>	<p>Well identifiers have been added to the text in addition to a figure showing the location of these wells. The number of wells near the work area has been adjusted based on revised designs.</p>
<p>Section 4.11, Water Quality, Water Resources, and Wetlands, Page 4-17: There is a word or phrase missing from the sentence, “Based on the screening of alternatives as outlined in Section 2, there are no other practicable (sic) which would meet the purpose and need of the project which do not have impacts on wetlands.” Additional editorial issues were noted in this section, including a misspelling of the word “yield.” Please revise the Draft EA to address editorial issues.</p>	<p>Added word, "alternatives"</p>

**RWQCB**

Comment	Response
<p>Section 3.12 Water Quality, Water Resources, and Wetlands, on page 3-26 includes the following paragraph:</p> <p>Since all of the wetlands within this project area would likely be considered waters of the State, the discharge of fill materials would therefore be regulated under the Waste Discharge Requirements in the Porter Cologne Water Quality Control Act. However, the State of California does not have the authority to regulate this proposed action that the U.S. Air Force is proposing because Congress has not required federal agencies to comply with state laws regarding the discharge of fill material into aquatic resources. The Approved Jurisdictional Determination (AJD) (Appendix A-3) is evidence that no federally regulated waters (under Section 404 of the Clean Water Act) are within the project area. The Federal Facilities Pollution Control (33 CFR 1323(a)) requires compliance with local, state and federal laws by federal agencies associated with the discharge of pollutants into waters. The material being deposited associated with this project is not a pollutant and is being placed in areas that are isolated from downstream aquatic connections and therefore the U.S. Air Force is not required to comply with this Waste Discharge Requirement of the Porter Cologne Water Quality Control Act.</p> <p>We have the following concerns regarding the above paragraph:</p> <p>(I) We do not agree with the conclusion that the Water Board has no authority to regulate the proposed action because no waters of the United States (under Section 404 of the Clean Water Act) are within the project area. The Clean Water Act's waiver of sovereign immunity requires all federal agencies "having jurisdiction over any property or facility" to "be subject to, and comply with, all Federal, State, interstate, and local requirements, administrative authority, and process and sanctions respecting the control and abatement of water pollution in the same manner, and to the same extent as any nongovernmental entity including the payment of reasonable service charges." 33 USC § 1323, subd. (a); see also Central Sierra Environmental Resource Center v. Stanislaus Nat. Forest (2018) 304 F.Supp.3d 916, 936-937. Since the Air Force has jurisdiction over the project area, the Regional Water Board takes the position that the agency must comply with state law in implementing the project.</p>	<p>The aquatic resources with the project area are not regulated under Section 404 of the Clean Water Act (CWA). The U.S. Army Corps of Engineers issued an Approved Jurisdictional Determination (AJD) on April 7, 2021 which certified that all the aquatic resources within the study area are not subject to regulatory authority. The aquatic features listed in the study area are excluded from the definition of waters of the United States and are therefore non-jurisdictional. The waiver of the federal sovereign immunity that is related to the CWA does not apply to this project since it is not regulated under Section 404 of the CWA. Congress would have to specifically waive federal sovereign immunity after proper promulgation of the Waste Discharge Requirements (WDR) associated with the Porter Cologne Water Quality Control Act (PCWQCA). Travis AFB has no evidence that this state law has waived congressional federal sovereign immunity.</p>
<p>(II) We further disagree that the "material[s] being deposited associated with this project," to wit, dirt, sediment, or other fill material, are not pollutants. Under federal law, dredge spoils and other fill materials are considered to be pollutants. (33 U.S.C. § 1362(6); see also United States v. Sweeney (2020) 483 F.Supp.3d 871, 911-912; Environmental Information Protection Center v. Pacific Lumber Co. (2007) 469 F.Supp.2d 803, 819.) Under state law, fill material is a waste. (Wat. Code § 13050, subd. (d); see also Sweeney v. Regional Water Quality Control Board (2021) 61 Cal.App.5th 1093, 1116-1120. The definitions of "waste" and "pollutant" overlap substantially. See State Water Resources Control Board "State Wetland Definition and Procedures for Discharges of Dredged or Fill Material to Waters of the State" (2019), p. 15; State Water Resources Control Board "Policy for Implementation of the Nonpoint Source Pollution Control Program (2004), p. 7; see also 63 Ops. Cal. Atty Gen. 51, at *2, fn. 2 (1980). The discharge of fill material can also create a condition of pollution under state law. (Sweeney v. Regional Water Quality Control Board, supra, 61 Cal.App.5th at 1123-1124.)</p> <p>It is common practice for the Regional Water Boards to regulate discharges to state waters on federal lands or facilities, including Travis Air Force Base. Based on the rationale presented above we highly recommend that the above paragraph be modified in the Final EA based on this comment.</p>	<p>Travis AFB agrees that the definition of pollutant described in section 3.12 of the draft EA is inaccurate and any references to how pollutant was described were removed from the final document.</p> <p>Travis AFB receives authorization from the Regional Water Boards for regulated actions. In the past all authorizations for point source discharges into waters have been associated with the 401 Water Quality Certification (WQC) associated with Section 404 of the CWA. In those cases, it was a federal law (CWA) that drove the requirement for Travis AFB to receive authorization from the RWQCB. Since there are no Waters of the United States within the limits of disturbance there is no requirement to receive a 401 WQC and therefore no need to seek authorization for the point source discharges associated with this construction project. Travis AFB will continue to apply for and seek authorization for any permitted activities that Travis AFB is legally required to receive from the RWQCB.</p>
<p>(III) The paragraph does not include the recommendation presented on the second page of the AJD that states: If "waters of the state" are potentially present, the site may be subject to regulation by the California Regional Water Quality Control Board, San Francisco Bay Region, under the Porter-Cologne Water Quality Control Act, as amended (California Water Code § 13000 et seq.) You are, therefore, urged to contact these agencies directly to determine the need for other authorizations or permits. Regional Water Board Staff agree with this recommendation and it should be included at the end of the paragraph in the text of the document and not only in Appendix A-3.</p>	<p>That recommendation associated with the AJD is a generic statement that is not applicable to this project (see responses above) and therefore is not included as part of the national environmental policy act (NEPA) review. The reason why Travis AFB is not applying for this permit is clearly described in the draft EA (DEA). This sentence will not be added into the Final EA.</p>

RWQCB	
(IV) We do not agree with the statement that the areas where material will be deposited are isolated from the downstream aquatic connections. In fact, on page 3-25 the Air Force states the following: Water resources comprise groundwater, surface water, floodplains, stormwater, and wastewater. Travis AFB is in the Union Creek watershed, which drains to Suisun Marsh, then to Suisun Bay, and ultimately to San Francisco Bay (Travis AFB, 2013). Please revise the paragraph accordingly.	The waters within the study area are isolated from downstream aquatic connections. The rationale is described in the AJD (Appendix A-3).
(V) The paragraph should be extended to include and to connect with the finding presented on page 4-7, third paragraph, i.e., Consultation is on-going... If the Proposed Action is selected Travis AFB would purchase mitigation credits in accordance with the biological opinion for the Proposed Project, as required, at a USFWS-approved mitigation bank to compensate for vernal pool habitat loss and the conclusion from page 5-7, Section 5.4.10 that states: this loss of wetlands would be compensated for through the purchase of mitigation credits, as needed per permit requirements, at an approved wetlands mitigation bank and would be compliant with California's no net loss of wetlands policy."	
Please note that Regional Water Board staff will require a robust analysis demonstrating that every effort has been made to avoid impacts to waters of the State. Furthermore, any impacts will require mitigation. We recommend the revised Army Corp's mitigation ratio checklist guidance and spreadsheet calculator be used during this process. Finally, the mitigation should be made at Travis Air Force Base with every effort made to replace the lost habitat as near as possible to the existing habitat	Travis AFB will mitigate for impacts to Endangered Species habitat in accordance with the requirements set forth in the Biological Opinion (BO) for this project (Appendix A-4). There are no legal requirements for Travis AFB to permit this project through the RWQCB and therefore no additional analysis or mitigation credits will be provided beyond those needed to comply with the BO and Executive Order 11990.
The Approved Jurisdictional Determination attached in Appendix A-3 should include for document clarity the delineation map titled "Approved Jurisdictional Determination (AJD), pursuant to Section 404 Clean Water Act, Runway 21R-03L, Travis AFB, Solano County, California."	Concur, map included for clarity.
On page 3-26 of the Draft EA, third paragraph, the area of the vernal pools is presented as a 7.58 acres area. Throughout the document the area is indicated as 4.5 acres. Please revise the document with the correct acreage.	The 7.58 acres of vernal pools refers to the study area for the AJD request. This study area is larger than the Limits of Disturbance associated with this project. 4.08 acres of non-jurisdictional wetlands have been directly impacted by the project footprint. The figures were updated accordingly for clarity in the Final EA.

## B-3 Copies of Comments Received



**UNITED STATES ENVIRONMENTAL PROTECTION AGENCY**  
**REGION IX**  
**75 Hawthorne Street**  
**San Francisco, CA 94105-3901**

August 5, 2021

Mr. Seth Merdler  
60th Civil Engineer Squadron  
411 Airman Drive, Building 570  
Travis Air Force Base, California 94535

**Subject:** Draft Environmental Assessment for the proposed Reconstruction of Runway 21R/03L at Travis Air Force Base, California

Dear Mr. Merdler:

The U.S. Environmental Protection Agency has reviewed the above-referenced document pursuant to the National Environmental Policy Act, Council on Environmental Quality regulations (40 CFR Parts 1500-1508), and our NEPA review authority under Section 309 of the Clean Air Act.

Travis Air Force Base proposes to reconstruct Runway 21R/03L including pavements and markings, storm drainage, and airfield lights and signs, to correct significant deficiencies in the integrity of the runway's surface, meet current runway standards, and to facilitate the safe operation of mission-required modern aircraft at the installation. We appreciate that the Draft EA provided clear impact assessment methodologies for each resource section evaluated. We have concerns regarding the potential for soil, pavement, and groundwater contamination from per- and polyfluoroalkyl substances (PFAS) at the project site, which was not evaluated in the DEA but will affect project construction, including the replacement of excavated soil onsite and the reuse of excavated pavement as pavement subbase for the new runway. Please coordinate with the EPA's Superfund Remedial Project Manager Nadia Hollan Burke regarding PFAS testing and disposal plans if the project moves forward.

The EPA also has recommendations to improve inconsistencies in the air quality impact assessment, for additional air quality construction mitigation measures, documenting tribal consultation and monitoring for archeological resources, and clarifying jurisdiction for "Waters of the State", among others. Please see the EPA's attached detailed comments as the Air Force is preparing a Final EA and considering preparation of a Finding of No Significant Impact.

We appreciate the opportunity to review this DEA. When the Final EA is released for public review, please send one electronic copy to Karen Vitulano, the lead reviewer for this project, at [vitulano.karen@epa.gov](mailto:vitulano.karen@epa.gov). We would appreciate a response to our comments if they are not included in the Final EA. If you have any questions, please contact me at (415) 947-4167 or Karen at 415-947-4178.

Sincerely,

Jean Prijatel  
Manager, Environmental Review Branch

cc: Jennifer Hobbs, U.S. Fish and Wildlife Service  
Agnes Farres, SF Bay Regional Water Quality Control Board



### **Identifying and Managing PFAS-Contaminated Waste**

Appendix E of the Draft Environmental Assessment indicates that, based on the uses of the interior runway for equipment and troop transport, the likely contaminant releases are related to aircraft fueling and the suspected contaminants of concern are Jet Fuel and Total Petroleum Hydrocarbons - Diesel range organics. Gasoline, lead, benzene, toluene, ethylene and xylenes were also included in the analyte suite. It does not appear that the Air Force considered the potential for contamination with per- and polyfluoroalkyl substances (PFAS). Based on the March 2021 *Draft Work Plan for Phase I Aqueous Film Forming Foam (AFFF) Areas at Travis AFB*, two Remedial Investigation area locations (Late 1980s C-141B Transport Aircraft Crash; 2014 E75 Biplane Air Show Crash) are located on Runway 21R/03L with several others located nearby.

The DEA indicates that topsoil “would be stripped and stockpiled for replacement at the completion of work” where possible (p. 4-10). Soil would also be excavated below 24 inches for the new duct bank adjacent to Runway 21R/03L. There is potential for these soils to be contaminated with PFAS and reuse of these soils would be affected if they are found to be contaminated. Contaminated soil generally cannot be reused for backfill and PFAS-contaminated soil and pavement would require disposal at an off-site facility that accepts PFAS-contaminated waste.<sup>1</sup> The DEA also indicates that pavement could be reused as pavement subbase or properly discarded (p. 2-5). The pavement may be contaminated with PFAS due to AFFF usage on Runway 21R/03L and should not be reused as pavement subbase without testing.

The DEA acknowledges that in and near the managed Environmental Restoration Program sites, groundwater could be contaminated and would need to be handled accordingly (p. 4-12). The potential for groundwater to be contaminated with PFAS also exists. The DEA states that only one monitoring well exists within the limits of disturbance (LOD) for the project and it would be protected in place (p. 4-12); however it also states that four monitoring wells exist near the LOD and these should also be protected.

***Recommendation:*** In the Final EA, acknowledge the potential for soils, pavement, and groundwater at the project site to be contaminated with PFAS. Commit to sampling and analysis for PFAS of soils and other materials intended for reuse onsite, including the soil excavated near the runway and for the new duct bank from areas where AFFF was used or where runoff could have impacted soil. Also indicate that concrete samples from areas where AFFF was used will be collected and submitted for bulk analysis (i.e., crushed concrete) and leach testing to evaluate whether PFAS could be leached from concrete at concentrations above screening levels. Clarify that all concrete with concentrations above screening levels will be disposed of rather than reused as subbase. Discuss in the Final EA where and how PFAS-contaminated materials will be managed and disposed. EPA will verify whether that disposal method is acceptable. Please consult with EPA's Superfund Remedial Project Manager Nadia Hollan Burke. Nadia can be reached at (415) 972-3187 or [burke.nadiahollan@epa.gov](mailto:burke.nadiahollan@epa.gov). We also recommend providing the specific well identifiers in the Final EA for all the monitoring wells in and near the LOD and ensure they are protected in place and fenced prior to construction.

---

<sup>1</sup> Most disposal/treatment facilities are not accepting PFAS at this time, and stockpiling such waste may be necessary for an interim period. The EPA has released interim guidance that provides information on technologies that may be feasible and appropriate for the destruction or disposal of PFAS and PFAS-containing materials. See <https://www.epa.gov/pfas/interim-guidance-destroying-and-disposing-certain-pfas-and-pfas-containing-materials-are-not>

## **Air Quality**

### ***General Conformity***

The project area is designated as marginal nonattainment for the 8-hour ozone National Ambient Air Quality Standard (NAAQS) and moderate nonattainment for 2006 24-hour particulate matter less than 2.5 microns (PM<sub>2.5</sub>); therefore, a determination of applicability under the general conformity regulations is required, which is included in Appendix D as *Record Of Non-Applicability (RONA) For Clean Air Act Conformity*. The 2<sup>nd</sup> page of the RONA states that the calculation of emissions assumes “Less than 1500 cubic yards of soil would be disposed of off-site” and “30 percent of current runway material would be crushed and re-used as subbase.” The body of the DEA states, however, that an estimated removal volume of approximately 10,000 cubic yards of soil is needed to meet pavement criteria, which would likely be disposed of at the Potrero Hills landfill (p. 4-10). Table 2-2 (p. 2-6) indicates an estimated pavement demolition volume to be 469,083 cubic yards, which if 30% is reused on site, would result in the export of 70% or over 328,000 cubic yards. Because of this discrepancy, it is not clear that all trucking emissions have been captured in the emission estimates for comparison to the general conformity de minimis thresholds. Additionally, should topsoil, deep excavated soil, and pavement material be determined to be contaminated with PFAS and cannot be reused on site (see above comment), additional trucking export emissions may be generated.

***Recommendation:*** Revisit the assumptions used in the model that calculated air emissions to ensure they accurately account for the information in the DEA. Include the possibility that additional truck trips may be necessary should soil and pavement need to be exported due to PFAS contamination.

We note that Table 3-1 contains an error in that it indicates the area is in nonattainment for annual PM<sub>2.5</sub> instead of 24-hour PM<sub>2.5</sub>. The text on p. 3-5 is correct in this regard.

### ***Construction Best Management Practices***

We appreciate the Best Management Practices for air quality identified on page 4-5 to reduce fugitive dust. Since the project is located in an area in nonattainment for ozone and PM<sub>2.5</sub>, additional BMPs to reduce emissions of these pollutants/precursors should be considered.

***Recommendations:*** Consider the following mitigation measure that reduce ozone precursors and PM<sub>2.5</sub> for inclusion in the list of air quality BMPs:

- Minimize use, trips, and unnecessary idling of heavy equipment.
- Maintain and tune engines per manufacturer’s specifications to perform at EPA certification levels, where applicable, and to perform at verified standards applicable to retrofit technologies.
- Employ periodic, unscheduled inspections to ensure that construction equipment is properly maintained, tuned, and modified consistent with established specifications.
- Prohibit any tampering with engines and require continuing adherence to manufacturer’s recommendations.
- In general, commit to the best available emissions control technologies for project equipment, as feasible. Nonroad vehicles & equipment used for this project should meet, or exceed the US EPA Tier 4 exhaust emissions standards for heavy-duty nonroad compression-ignition engines (e.g., construction equipment, nonroad trucks, etc.)

### ***Consideration of Greenhouse Gases***

The DEA states that the GHG emissions associated with the project would be a very small contribution to the region's overall carbon footprint and compares them to the carbon dioxide annual emissions for Solano County and the State of California (p. 4-4). The Council on Environmental Quality, in its 2016 GHG Guidance<sup>2</sup> recommends against such comparisons because this approach does not reveal anything beyond the nature of the climate change challenge itself: the fact that diverse individual sources of emissions each make a relatively small addition to global atmospheric GHG concentrations that collectively have a large impact.

***Recommendation:*** We recommend the Final EA remove the comparison of the project's GHG emissions to the County and State CO<sub>2</sub> emissions and instead include BMPs for reducing greenhouse gases from the project. Several of these will also reduce criteria pollutants as well. Examples include:

- Solicit bids that include use of energy and fuel-efficient fleets;
- Solicit construction bids that use Best Available Control Technology, particularly those seeking to deploy zero-emission technologies and/or alternative fueled vehicles;
- Use lighting systems that are energy efficient, such as LED technology;
- Use cement blended with the maximum feasible amount of alternative materials (e.g. industrial materials designated for reuse that reduce GHG emissions from cement production);
- Recycle uncontaminated construction debris to the maximum extent feasible;
- Use grid-based electricity for construction activities and/or onsite renewable electricity generation rather than diesel and/or gasoline powered generators.

### **Water Resources/Jurisdictional Waters**

The DEA states that the preliminary jurisdictional determination found numerous wetlands and other waters of the US throughout the installation, including in the vicinity of Runway 21R/03L (p. 1-5) and that the Proposed Action is designed to avoid impacts to jurisdictional and non-jurisdictional wetlands (p. 4-8); however it also indicates that the proposed project would result in the fill of 4.5 acres of non-jurisdictional vernal pool wetlands (p. 4-6). References to both jurisdictional and non-jurisdictional waters at the project site is confusing, and the document would benefit substantially from including a map of waters at the project site. The approved jurisdiction determination letter from the U.S. Army Corps of Engineers in Appendix A does not identify any federally-jurisdictional waters, but it is not clear whether there might be indirect impacts to jurisdictional waters from the project.

There is also confusion regarding jurisdiction for "Waters of the State." The DEA states on p. 4-8 that while the Proposed Action would result in the loss of 4.5 acres of non-jurisdictional wetlands, off-site compensatory mitigation for these wetlands would be achieved through the purchase of mitigation credits at an approved bank in compliance with Waste Discharge Requirements under the Porter-Cologne Act and the California state policy of "No Net Loss" of wetlands. The State's regulation under Waste Discharge Requirements in the Porter Cologne Water Quality Control Act is repeated on p. 3-26, but on page 4-16, the DEA states that "No permit would be sought for compliance with the Waste Discharge Requirement of the Porter Cologne Water Quality Control Act." The DEA also states that the State of California does not have the authority to regulate this proposed action because Congress has not required federal agencies to comply with state laws regarding the discharge of fill material into aquatic resources. It cites to 33 CFR 1323(a) which requires compliance with local, state and federal laws by

---

<sup>2</sup> CEQ, 2016. Final Guidance for Federal Departments and Agencies on Consideration of Greenhouse Gas Emissions and the Effects of Climate Change in National Environmental Policy Act Reviews

federal agencies associated with the discharge of pollutants into waters and then states that U.S. Air Force is not required to comply with this Waste Discharge Requirement of the Porter Cologne Water Quality Control Act because the material being deposited for the project is not a pollutant and is being placed in areas that are isolated from downstream aquatic connections (p. 3-26). These statements in the DEA are contradictory. We disagree that fill is not a pollutant, as Section 502 of the Clean Water Act clearly includes fill materials in its definition of pollutant (*italics ours*):

“The term ‘‘pollutant’’ means dredged spoil, solid waste, incinerator residue, sewage, garbage, sewage sludge, munitions, chemical wastes, biological materials, radioactive materials, heat, wrecked or discarded equipment, *rock, sand, cellar dirt* and industrial, municipal, and agricultural waste discharged into water.”

Therefore, it appears that the Air Force may be subject to regulation by the State of California for Waters of the State.

***Recommendation:*** We recommend the Final EA include a map that clearly depicts all waters that are located within the “work area” which the DEA identifies as 300 feet from the existing edge of the pavement on either side of the runway (p. 2-13). Reassess the statements that the Waters of the State are not subject to Waste Discharge Requirement of the Porter Cologne Water Quality Control Act, in consultation with the Regional Water Quality Control Board,<sup>3</sup> and remove references in the document that erroneously state that fill is not a pollutant.

### **Climate Change Adaptation**

The existing storm drain capacity on the base is designed for a 10-year, 24-hour storm (p. 3-29). The project includes repair and replacement of the underground sub-surface drainage structures underlying the runway and surface drainage structures adjacent to the runway with larger sized pipes as required by United Facilities Guide Specification 32 11 (p. 2-6). It is not clear whether the UFC accounts for floods larger than the base 100-year flood. Planning based on the 100-yr floodplain could be insufficient with changing precipitation patterns, including increased intensity and severity of storms, now being experienced under a changing climate. These more intense precipitation events mean that roughly the same amount of rain falls in a shorter amount of time. The project offers an opportunity to ensure the drainage systems are sized to accommodate the intense atmospheric river-induced precipitation extremes that are predicted to occur in California in the coming decades.<sup>4</sup>

***Recommendation:*** We recommend the Air Force ensure the sizing of the culverts will be sufficient to convey the potentially larger volumes of floodwater expected under climate change.

### **Tribal Consultation**

The DEA states that “Travis AFB reached out to tribes historically associated with the lands of the installation. No objections to the Proposed Action were received. Copies of the consultation are available in Appendix B” (p. 3-15). The DEA also notes that the Cortina Indian Rancheria of Wintun Indians of California and the Yocha Dehe Wintun Nation will be coordinated or consulted with regarding these actions and a copy of all correspondence provided will be listed in Appendix A (p. 1-6). Appendix A contains the documents associated with Tribal consultation and currently includes only a correspondence from the United Auburn Indian Community. We expect the Final DEA will contain updated tribal correspondence and note that this is important because, as the DEA states, the 2017 *Geoarchaeological Overview and Site Sensitivity Assessment for Travis Air Force Base* that evaluated

---

<sup>3</sup> Agnes Farres is the appropriate contact at the SF Bay Regional Water Quality Control Board for projects in Solano County. She can be reached at (510)-622-2401 or [Agnes.Farres@waterboards.ca.gov](mailto:Agnes.Farres@waterboards.ca.gov)

<sup>4</sup> <https://ca.water.usgs.gov/pubs/2011/climate-change-atmospheric-rivers-floods-california-dettinger.pdf>

the potential for buried sites on Travis AFB concluded that 8 acres of land on the Base has a high potential for buried artifacts, including some areas of high to moderate buried sensitivity within the project's area of potential effect (p. 3-15).

***Recommendation:*** Ensure the Final EA contains all tribal correspondence. Because of the project site's high potential for buried artifacts, we recommend a project archaeologist be present to perform cultural resource monitoring and implement a potential data recovery program during all grading, clearing, and trenching activities. We recommend tribal monitors be invited to participate. Correct the appendix location to reflect the location of tribal correspondence in Appendix A.

## **Biological Resources**

### ***Section 7 consultation***

The DEA indicates that Travis AFB will undergo a project-specific formal consultation with the U.S. Fish and Wildlife Service for impacts to threatened and endangered species (p. 1-5), that the consultation process with USFWS is ongoing and that appropriate conservation measures are anticipated to be finalized in an approved biological opinion (p. 4-6). Travis AFB expects to purchase mitigation credits in accordance with the biological opinion for the Proposed Project at a USFWS-approved mitigation bank to compensate for vernal pool habitat loss and notes that credits are available at the North Suisun Mitigation Bank and the Elise Gridley Mitigation Bank (p. 4-7).

***Recommendation:*** In the Final EA, provide an update on Section 7 consultation with USFWS including any additional specifics regarding the mitigation plans.

### ***Burrowing Owls***

Table 3-5 lists the migratory birds protected under the Migratory Bird Treaty Act that are potentially present in the affected environment and indicates a high "likelihood of presence" for burrowing owls (p. 3-12); however, there is no specific provision for the protection of burrowing owls identified. Also, please note that although identified as migratory, most burrowing owls are year-round residents.

***Recommendation:*** In the Final EA, identify how burrowing owls will be protected during project construction.

## **Additional Comments:**

- The surface water section on page 3-27 refers the reader to Figure 3-2 for the location of Union Creek, the primary surface water drainage for runoff at Travis AFB; however, Union Creek is not represented in the figure.
- The Operable Units and Environmental Restoration Program Sites subsection of Section 3.8 indicates that the most recent Annual Land Use Control (LUC) report is from 2018, but a more recent 2020 Annual LUC report (March 2021) is available for reference.
- Section 4.7 (Hazardous Materials/Wastes and Solid Wastes) states that demolition of the existing runway could cause a release of naturally occurring asbestos that is sometimes present around Portland Concrete Cement rubble but that testing cores taken in support of the Proposed Project found no asbestos above the detection level (p. 4-11). We recommend the Final EA include the data supporting this statement.



UNITED STATES ENVIRONMENTAL PROTECTION AGENCY  
REGION IX  
75 Hawthorne Street  
San Francisco, CA 94105

July 6, 2021

Seth Merdler  
60 CES/CENP  
NEPA Program Manager  
Installation Tribal Liaison Officer  
Travis AFB, CA 94535-2001  
Via e-mail: [seth.merdler@us.af.mil](mailto:seth.merdler@us.af.mil)

Re: EPA Review of the *Draft Environmental Assessment (EA) for Reconstruction of Runway (RW) 21R/03L at Travis Air Force Base, California, June 2021*

Dear Mr. Merdler:

The U.S. Environmental Protection Agency (EPA) Region 9 Superfund and Emergency Management Division, with assistance from our contractor, TechLaw Consultants, has reviewed the above referenced Draft EA prepared for the U.S. Department of the Air Force (AF) by the Environmental Resources Branch, Planning Division, Sacramento District U.S. Army Corps of Engineers. The document has been prepared to evaluate the potential environmental, cultural, and socioeconomic impacts of the proposed repairs or reconstruction to RW 21R/03L.

The RW is located in or near Sites at Travis Air Force Base (AFB) that require Land Use Controls and/or are undergoing remedial investigation for the nature and extent of sites impacted by per- and polyfluoroalkyl substances from the use of Aqueous Film Forming Foam (AFFF) pursuant to the Comprehensive Environmental Response, Compensation and Liability Act (CERCLA) activities at Travis AFB. The CERCLA activities are overseen by EPA Region 9, California Regional Water Quality Control Board (WQCB) San Francisco Region, and the California Department of Toxic Substances Control (DTSC) through a 1990 Federal Facilities Agreement with the AF.

Please find EPA's comments on the Draft EA attached associated with the relevant CERCLA Sites. EPA did not review Sections 3.3 [Airspace/Air Installation Compatible Use Zone (AICUZ) and Airfield Operations] or 4.2 [Air Installation Compatible Use Zone (AICUZ)] the Draft EA to ensure that it would meet the Travis Air Force Base mission requirements for long-term operation of C-5M Super Galaxy, C-17 Globemaster II cargo aircraft, KC-10 Extender refueling aircraft, and KC-46 Pegasus as mission requirements are outside of the purview of CERCLA. Additionally, this review does not address whether the EA is compliant with the National Environmental Policy Act and President's Council on Environmental Quality (CEQ) regulations or other regulations not associated specifically with the Travis AFB CERCLA Sites.

If you have any questions or would like to set up a discussion to clarify our comments, please contact me at (415) 972-3187 or via e-mail at [burke.nadiahollan@epa.gov](mailto:burke.nadiahollan@epa.gov).

**Attachment: EPA Review of Draft Environmental Assessment (EA) for Reconstruction of Runway (RW) 21R/03L at Travis Air Force Base, California, June 2021**

Sincerely,

Nadia Hollan Burke  
Remedial Project Manager/Environmental Engineer  
AZ and Federal Facilities Section (SFD-8-1)  
Superfund and Emergency Management Division

Attachment: EPA Review of the Draft Environmental Assessment (EA) for Reconstruction of Runway (RW) 21R/03L at Travis Air Force Base, California, June 2021

cc via e-mail: Lonnie Duke, Travis AFB Restoration Program Manager  
Adriana Constantinescu/Bay Area Region WQCB  
Kimiye Touchi/DTSC



**Attachment: EPA Review of Draft Environmental Assessment (EA) for Reconstruction of Runway (RW) 21R/03L at Travis Air Force Base, California, June 2021**

**GENERAL COMMENTS**

1. The potential exists that Runway 21R/03L has been impacted by per- and polyfluoroalkyl substances (PFAS); however, the Draft Environmental Assessment (EA) for Reconstruction of Runway (RW) 21R/03L, Travis Air Force Base, California, dated June 2021 (the Draft EA) does not discuss this potential or the impact this could have on the proposed action alternative. Based on Figure 1-2 (Remedial Investigation Areas) of the Draft Work Plan for Phase I Aqueous Film Forming Foam (AFFF) Areas at Travis AFB, Travis Air Force Base, Solano County, California, dated March 2021 (the Draft AFFF Work Plan), two Remedial Investigation (RI) area locations (i.e., Late 1980s C-141B Transport Aircraft Crash, 2014 E75 Biplane Air Show Crash) are located on Runway 21R/03L with several others located nearby. Impacts on the proposed action alternatives include, but are not limited to:
  - a. Section 2.5.1 (Demolition of the Existing Pavement) indicates that pavement could be reused as pavement subbase or properly discarded; however, the pavement may be contaminated with PFAS due to AFFF usage on Runway 21R/03L. As a result, the pavement could not be reused as pavement subbase and may require disposal at an off-site facility that would accept PFAS-contaminated waste.
  - b. Section 2.5.2 (Repair and Replacement of Drainage Structures) indicates that “In lieu of draining to adjacent turf, the subsurface drainage layer would drain to a perforated subdrain pipe system that is directly connected to the storm sewer pipe system;” however, this might not be appropriate given the potential for stormwater runoff from the project to be contaminated with PFAS.
  - c. Section 2.5.6.1 (Upgrades to Existing Lighting Systems) indicates that a new duct bank would be constructed adjacent to Runway 21R/03L which would be concrete encased and constructed with a minimum 24-inch soil cover; however, the impact of managing and disposing of potentially PFAS-contaminated soil associated with the new duct bank is not addressed.
  - d. Section 4.7 states, “In and near the managed ERP [Environmental Restoration Program] sites, this groundwater could be contaminated and would need to be handled accordingly” however, the impact of managing and disposing of potentially PFAS-contaminated groundwater is not addressed.
  - e. Based on Appendix E (Earth Resources), soil samples were only analyzed for total petroleum hydrocarbons (TPH) diesel range, TPH - gasoline range, and lead. As a result, it is unclear if the soil under and adjacent to Runway 21R/03L is contaminated with PFAS. As noted in Section 4.6 (Earth Resources), contaminated soil cannot be reused for backfill which could impact the proposed action alternative. Further, PFAS-contaminated soil would require disposal at an off-site facility that would accept PFAS-contaminated waste. Similarly, Section 4.6 (Earth Resources) indicates that topsoil “would be stripped and stockpiled for replacement at the completion of work;” however, it is unclear if topsoil could be reused without PFAS sampling and analysis.

Please revise the Draft EI to discuss the potential for the Runway 21R/03L project to be impacted by PFAS and the potential impact on the proposed action alternative.

2. The Draft EA includes dated and/or unsupported information. Examples include, but are not limited to:

**Attachment: EPA Review of Draft Environmental Assessment (EA) for Reconstruction of Runway (RW) 21R/03L at Travis Air Force Base, California, June 2021**

- a. The Regional Climate subsection of Section 3.4 (Air Quality and Climate Change) includes mean annual temperature, lowest and highest temperature, monthly mean relative humidity, mean annual relative humidity, precipitation, wind direction, and wind speed data without reference.
- b. Section 3.8 (Hazardous Materials/Wastes and Solid Wastes) includes the quantities of solid waste generated at Travis Air Force Base (AFB) in 2012, but more recent data should be provided.
- c. The Operable Units and Environmental Restoration Program Sites subsection of Section 3.8 indicates that the most recent Annual Land Use Control (LUC) report is from 2018, but a more recent 2020 Annual LUC report (March 2021) is available for reference.
- d. The Groundwater subsection of Section 3.12 (Water Quality, Water Resources, and Wetlands) indicates that “Groundwater wells in the area of Travis AFB are limited to domestic, stock-watering, and irrigation, with typical screened depths within 100 feet of the groundwater surface (Travis AFB, 2002a). Domestic wells, several of which are downgradient from Travis AFB, are typically used to provide water to households for domestic use,” referencing the Travis Air Force Base Industrial Activities Storm Water Discharge Permit from 2002; however, it is unclear if this information remains accurate or if it has changed since 2002.
- e. The Groundwater subsection of Section 3.12 states, “The minimum horizontal gradient in the upper portion of the aquifer is approximately 0.002 near the southern border of the Base (Travis AFB, 1997),” referencing the Groundwater Interim Record of Decision North, East, and West Industrial Operation Unit, dated December 1997; however, the Final Groundwater Record of Decision (June 2014) that supersedes this Record of Decision and the most recent Final 2019 Annual Groundwater Remediation Implementation Status Report (October 2020) should be used for reference.
- f. The Stormwater subsection of Section 3.12 indicates that “The Base storm drain capacity is designed for a 10-year, 24-hour storm. Only minor temporary flooding occurs during extreme rain events in areas where storm drain piping is undersized or infiltrated by roots;” however, information to support this statement is not provided and/or referenced.
- g. Section 4.7 (Hazardous Materials/Wastes and Solid Wastes) states, “Demolition of the existing runway could cause a release of asbestos as naturally occurring asbestos is sometimes around in PCC [Portland Concrete Cement] rubble. However, testing cores were taken in support of the Proposed Project, and no asbestos above the detection level was found,” but the data supporting this statement is not referenced.

Please revise the Draft EA to provide current referenced information, where available.

- 3. The Draft EA lacks a figure showing the location of vernal pools and vernal pool buffers (i.e., 50 feet) relative to Runway 21R/03L. It should be noted that vernal pools are shown on Figures 2-9 (AFFF Area 9, 1988 C-5 Transport Aircraft Fire), 2-10 (AFFF Area 10, Late 1980s C-141B Transport Aircraft Crash), 2-12 (AFFF Area 12, 2014 E75 Biplane Air Show Crash), and 2-13 (AFFF Area 13, Nozzle Spray Test Area 900 Ramp) of the Draft AFFF Work Plan relative to Runway 21R/03L. This is of particular note given that Section 2.5.7 (Clearance of Vegetation) indicates that “Work limits area expected to extend out 300 feet from the existing edge of the pavement on either side of the runway.” Please revise the Draft

**Attachment: EPA Review of Draft Environmental Assessment (EA) for Reconstruction of Runway (RW) 21R/03L at Travis Air Force Base, California, June 2021**

EA to include a figure showing the location of vernal pools and vernal pool buffers (i.e., 50 feet) relative to the proposed work area associated with the Runway 21R/03L project.

4. There is no specific provision for the protection of burrowing owls in either the Draft EA or the Biological Assessment (Travis Air Force Base Runway 21R/03L, Solano County, CA, Vernal Pool Fairy Shrimp, Vernal Pool Tadpole Shrimp, Conservancy Fairy Shrimp, Contra Costa Goldfields and California Tiger Salamander). This is significant because Table 3-5 (Migratory Birds Protected Under the MBTA [Migratory Bird Treaty Act] Potentially Present in the Affected Environment) notes that burrowing owls have a “high likelihood of presence” in the project area. Please revise Sections 4.4 (Biological Natural Resources) of the Draft EA and the Biological Assessment to include considerations for how burrowing owls will be protected during the reconstruction project. Additionally, please note that although identified as migratory, most burrowing owls are year-round residents.
5. The Biological Assessment and Draft EA propose that surveys would be conducted by a United States Fish and Wildlife Service (USFWS)-approved biologist prior to starting work. The assessments state that surveys will identify biologically sensitive areas, such as nests and wetlands. Such areas will be flagged and fenced. It is recommended that these initial surveys include a representative from USFWS. Please revise the Draft EA to include onsite personnel from USFWS.
6. The Biological Assessment proposes that 41 acres of disturbed areas will be revegetated after Phase V (Paving and marking); however, monitoring plans or contingency actions are not identified. Please revise the Draft EA to include and describe how and when revegetated areas will be monitored and any actions taken to address failure to meet revegetation standards or stated goals.

**SPECIFIC COMMENTS**

1. **Section 1.5, Public and Agency Review of EA, Page 1-7:** The second paragraph of Section 1.5 includes three blanks for future dates. Please ensure that these dates are included in subsequent versions of the Draft EA, if available.
2. **Section 2.5.5, Construction of a Batch Plant, Page 2-11:** Section 2.5.5 states, “[A] batch plant would be constructed within the cantonment area. The batch plant would either be sited at the south end of the runway, east of the south overrun area (Section 2.5.10) as a temporary facility;” however, it is unclear if the proposed batch plant location is near the vernal pools that are located in the vicinity of Runway 21R/03L. Further, it is unclear if alternative locations for the batch plant are available should the proposed location impact the vernal pools located in the vicinity of Runway 21R/03L. Please revise the Draft EA to clarify if the batch plant location is near the vernal pools that are located in the vicinity of Runway 21R/03L. In addition, please clarify if alternative locations for the batch plant are available should the proposed location impact the vernal pools located in the vicinity of Runway 21R/03L.
3. **Section 2.5.6.2, New Lighting Systems, Page 2-13:** The text states, “Concrete-encased conduits and cables would be connected to existing regulators;” however, a figure showing these existing regulators is not provided and/or referenced. As a result, it is difficult to know

**Attachment: EPA Review of Draft Environmental Assessment (EA) for Reconstruction of Runway (RW) 21R/03L at Travis Air Force Base, California, June 2021**

if the concrete-encased conduits and cables to the existing regulators would impact nearby vernal pools. Please revise the Draft EA to include a figure showing the locations of the existing regulators.

- 4. Section 4.7, Hazardous Materials/Wastes and Solid Wastes, Page 4-12:** Section 4.7 states, “Only one monitoring well exists within the LOD [Limits of Disturbance] for the project. The well would be protected in place. Four monitoring wells exist near the LOD, since the entire LOD would be fenced, these monitoring wells would be unlikely to be affected by the Proposed Project activities;” however, the specific well identifiers for these wells are not provided and/or referenced. Please revise Section 4.7 to specify the wells that will be protected in place and fenced.
- 5. Section 4.11, Water Quality, Water Resources, and Wetlands, Page 4-17:** There is a word or phrase missing from the sentence, “Based on the screening of alternatives as outlined in Section 2, there are no other practicable (*sic*) which would meet the purpose and need of the project which do not have impacts on wetlands.” Additional editorial issues were noted in this section, including a misspelling of the word “yield.” Please revise the Draft EA to address editorial issues.



State of California – Natural Resources Agency  
 DEPARTMENT OF FISH AND WILDLIFE  
 Bay Delta Region  
 2825 Cordelia Road, Suite 100  
 Fairfield, CA 94534  
 (707) 428-2002  
[www.wildlife.ca.gov](http://www.wildlife.ca.gov)

**GAVIN NEWSOM, Governor**  
**CHARLTON H. BONHAM, Director**



July 27, 2021

Mr. Seth Merdler, NEPA/EIAP Program Manager  
 United States Air Force  
 411 Airmen Drive, Building 570  
 Sacramento, CA 94535  
[Seth.Merdler@us.af.mil](mailto:Seth.Merdler@us.af.mil)

Subject: Reconstruction of Runway 03L/21R, Notification and Solicitation of Comments of a Draft Environmental Assessment, SCH No. 2021070097, Solano and Contra Costa Counties

Dear Mr. Merdler:

The California Department of Fish and Wildlife (CDFW) has reviewed the Notification and Solicitation of Comments of a draft Environmental Assessment (EA) for Reconstruction of Runway 03L/21R (Project).

CDFW is a Trustee Agency with responsibility under the California Environmental Quality Act (CEQA) for commenting on projects that could impact fish, plant, and wildlife resources (Pub. Resources Code, § 21000 et seq.; Cal. Code Regs., tit. 14, § 15386). CDFW is also considered a Responsible Agency if a project would require discretionary approval, such as a California Endangered Species Act (CESA) Incidental Take Permit, a Native Plant Protection Act Permit, a Lake and Streambed Alteration (LSA) Agreement, or approval under other provisions of the Fish and Game Code that afford protection to the state's fish and wildlife trust resources.

CDFW has authority over actions that may disturb or destroy active nest sites or take birds. Fish and Game Code sections 3503, 3503.5, and 3513 protect birds, eggs, and nests. Migratory birds are also protected under the federal Migratory Bird Treaty Act.

Fully protected species such as white-tailed kite may not be taken or possessed at any time (Fish and Game Code, §§ 3511, 4700, 5050, and 5515). Therefore, the draft EA should include measures to ensure complete avoidance of these species.

Pursuant to our authority, CDFW has the following concerns, comments, and recommendations regarding the Project.

## **PROJECT DESCRIPTION AND LOCATION**

The Project is the repair and reconstruction of Runway 03L/21R and portions of adjacent taxiways to meet new runway standards and ensure safe operations for

Mr. Seth Merdler  
 United States Air Force  
 July 27, 2021  
 Page 2 of 6

aircraft. The U.S. Air Force (USAF) is the Lead Agency. The Project is located in an unincorporated area of Solano County and Contra Costa County.

The draft EA should incorporate a full Project description, including reasonably foreseeable future phases of the Project, that contains sufficient information to evaluate and review the Project's environmental impact. Please include a complete description of the following Project components in the Project description:

- Project locations, including a Project map.
- Footprints of permanent Project features such as new pavement and temporarily impacted areas, such as staging areas, access routes, and temporary vegetation treatment.
- Area and plans for any ground disturbing activities, fencing, stationary machinery, and heavy equipment.
- Operational features of the Project, including level of anticipated human presence (describe seasonal or daily peaks in activity, if relevant), artificial lighting/light reflection, noise, traffic generation, and other features.
- Construction schedule, activities, equipment, and crew sizes.

## ENVIRONMENTAL SETTING

The draft EA should provide sufficient information regarding the environmental setting ("baseline") to understand the Project's, and its alternative's, potentially significant impacts on the environment.

CDFW recommends that the draft EA provide baseline habitat assessments for special-status plant, fish, and wildlife species located and potentially located within the Project area and surrounding lands, including but not limited to all rare, threatened, or endangered, and Fully Protected species. The draft EA should describe aquatic habitats, such as wetlands and/or waters of the U.S. or State, and any sensitive natural communities or riparian habitat occurring on or adjacent to the Project site. Fully protected, threatened or endangered, and other special-status species that are known to occur, or have the potential to occur in or near the Project site, include but are not limited to:

- California tiger salamander (*Ambystoma californiense*), CESA and ESA listed as threatened
- California red-legged frog (*Rana draytonii*), ESA listed as threatened, California Species of Special Concern (SSC)
- California Ridgway's rail (*Rallus obsoletus obsoletus*), CESA and ESA listed as endangered, Fully Protected Species

Mr. Seth Merdler  
 United States Air Force  
 July 27, 2021  
 Page 3 of 6

- California black rail (*Laterallus jamaicensis coturniculus*), CESA listed as threatened, Fully Protected Species
- California least tern (*Sternula antillarum browni*), CESA and ESA listed as endangered, Fully Protected Species
- Tricolored blackbird (*Agelaius tricolor*), CESA listed as threatened
- Swainson's hawk (*Buteo swainsoni*), CESA listed as threatened
- Burrowing owl (*Athene cunicularia*), SSC
- Northern harrier (*Circus hudsonius*), SSC
- Saltmarsh common yellowthroat (*Geothlypis trichas sinuosa*), SSC
- Short-eared owl (*Asio flammeus*), SSC
- Suisun song sparrow (*Melospiza melodia maxillaris*), SSC
- White-tailed kite (*Elanus leucurus*), Fully Protected Species
- Salt marsh harvest mouse (*Reithrodontomys raviventris*), CESA and ESA listed as endangered, Fully Protected Species
- Suisun shrew (*Sorex ornatus sinuosus*), SSC
- Western pond turtle (*Emys marmorata*), SSC
- Longfin smelt (*Spirinchus thaleichthys*), CESA listed as threatened, ESA candidate for listing
- Conservancy fairy shrimp (*Branchinecta conservatio*), ESA listed as endangered, California Terrestrial and Vernal Pool Invertebrate of Conservation Priority (ICP)<sup>1</sup>
- Vernal pool tadpole shrimp (*Lepidurus packardii*), ESA listed as endangered, ICP
- Delta green ground beetle (*Elaphrus viridis*), ESA listed as threatened, ICP
- Valley elderberry longhorn beetle (*Desmocerus californicus dimorphus*), ESA listed as threatened, ICP
- Vernal pool fairy shrimp (*Branchinecta lynchi*), ESA listed as threatened, ICP
- Monarch butterfly (*Danaus plexippus* pop.1), ICP
- Hairy water flea (*Dumontia oregonensis*), ICP
- Western bumble bee (*Bombus occidentalis*), ICP

---

<sup>1</sup> The list of California Terrestrial and Vernal Pool Invertebrates of Conservation Priority was collated during CDFW's Scientific Collecting Permit rulemaking process:  
<https://nrm.dfg.ca.gov/FileHandler.ashx?DocumentID=157415&inline>



Mr. Seth Merdler  
 United States Air Force  
 July 27, 2021  
 Page 4 of 6

- Contra Costa goldfields (*Lasthenia conjugens*), ESA listed as endangered, California Rare Plant Rank (CRPR)<sup>2</sup> 1B.1
- Soft salty bird's-beak (*Chloropyron molle* ssp. *molle*), ESA listed as endangered, California rare, CRPR 1B.2
- Suisun thistle (*Cirsium hydrophilum* var. *hydrophilum*), ESA listed as endangered, CRPR 1B.1
- Two-fork clover (*Trifolium amoenum*), ESA listed as endangered, CRPR 1B.1
- Baker's navarretia (*Navarretia leucocephala* ssp. *bakeri*), CRPR 1B.1
- Carquinez goldenbush (*Isocoma arguta*), CRPR 1B.1
- Congdon's tarplant (*Centromadia parryi* ssp. *congdonii*), CRPR 1B.1
- Coulter's goldfields (*Lasthenia glabrata* ssp. *coulteri*), CRPR 1B.1
- Mason's lilaeopsis (*Lilaeopsis masonii*), California rare, CRPR 1B.1
- Mt. Diablo buckwheat (*Eriogonum truncatum*), CRPR 1B.1
- Alkali milk-vetch (*Astragalus tener* var. *tener*), CRPR 1B.2
- Britblescale (*Atriplex depressa*), CRPR 1B.2
- California alkali grass (*Puccinellia simplex*), CRPR 1B.2
- Delta tule pea (*Lathyrus jepsonii* var. *jepsonii*), CRPR 1B.2
- Heartscale (*Atriplex cordulata* var. *cordulata*), CRPR 1B.2
- Long-styled sand-spurrey (*Spergularia macrotheca* var. *longistyla*), CRPR 1B.2
- Marsh microseris (*Microseris paludosa*), CRPR 1B.2
- Pappose tarplant (*Centromadia parryi* ssp. *parryi*), CRPR 1B.2
- Saline clover (*Trifolium hydrophilum*), CRPR 1B.2
- San Joaquin spearscale (*Extriplex joaquinana*), CRPR 1B.2
- Suisun marsh aster (*Symphyotrichum lentum*), CRPR 1B.2
- Vernal pool smallscale (*Atriplex persistens*), CRPR 1B.2
- Bolander's water-hemlock (*Cicuta maculate* var. *bolanderi*), CRPR 2B.1
- Dwarf downingia (*Downingia pusilla*), CRPR 2B.2

---

<sup>2</sup> CRPR rank definitions are available in CDFW's *Special Vascular Plants, Bryophytes, and Lichens List* <https://nrm.dfg.ca.gov/FileHandler.ashx?DocumentID=109383&inline>, and on the California Native Plant Society website <https://www.cnps.org/rare-plants/cnps-rare-plant-ranks>.

Mr. Seth Merdler  
 United States Air Force  
 July 27, 2021  
 Page 5 of 6

- Slender-leaved pondweed (*Stuckenia filiformis* ssp. *alpina*), CRPR 2B.2

Habitat descriptions and the potential for species occurrence should include information from multiple sources, such as aerial imagery; historical and recent survey data; field reconnaissance; scientific literature and reports; the U.S. Fish and Wildlife Service's (USFWS) Information, Planning, and Consultation System; and findings from positive occurrence databases such as the California Natural Diversity Database (CNDDDB). Based on the data and information from the habitat assessment, the draft EA should adequately assess which special-status species are likely to occur on or near the Project site, and whether they could be impacted by the Project.

CDFW recommends that prior to Project implementation, surveys be conducted for special-status species with potential to occur, following recommended survey protocols if available. Survey and monitoring protocols and guidelines are available at: <https://wildlife.ca.gov/Conservation/Survey-Protocols>.

Botanical surveys for special-status plant species, including those with a California Rare Plant Rank (<http://www.cnps.org/cnps/rareplants/inventory/>), must be conducted during the blooming period for all species potentially impacted by the Project within the Project area and adjacent habitats that may be indirectly impacted by, for example, changes to hydrology, and require the identification of reference populations. Please refer to CDFW protocols for surveying and evaluating impacts to rare plants, and survey report requirements (<https://wildlife.ca.gov/Conservation/Plants>).

## IMPACT ANALYSIS AND MITIGATION MEASURES

The draft EA should discuss all direct and indirect impacts (temporary and permanent), including reasonably foreseeable impacts, that may occur with implementation of the Project. This includes evaluating and describing impacts such as:

- Encroachments into riparian habitats, drainage ditches, wetlands, or other sensitive areas.
- Potential for impacts to special-status species.
- Loss or modification of breeding, nesting, dispersal, and foraging habitat, including vegetation removal, alteration of soils and hydrology, and removal of habitat structural features (e.g., snags, rock outcrops, overhanging banks).
- Permanent and temporary habitat disturbances associated with ground disturbance, noise, lighting, reflection, air pollution, traffic, livestock, or human presence.
- Obstruction of movement corridors, fish passage, or access to water sources and other core habitat features.

Mr. Seth Merdler  
United States Air Force  
July 27, 2021  
Page 6 of 6

The draft EA should also identify reasonably foreseeable future projects in the Project vicinity, disclose any cumulative impacts associated with these projects, determine the significance of each cumulative impact, and assess the significance of the Project's contribution to the impact. Although a project's impacts may be less than significant individually, its contributions to a cumulative impact may be considerable; a contribution to a significant cumulative impact, e.g., reduction of habitat for a special-status species, should be considered cumulatively considerable.

Based on the comprehensive analysis of the direct, indirect, and cumulative impacts of the Project, the USAF should describe all feasible mitigation measures to avoid potentially significant impacts in the draft EA, and mitigate potentially significant impacts of the Project on the environment. This includes a discussion of impact avoidance and minimization measures for special-status species, which are recommended to be developed in early consultation with CDFW, USFWS, and the National Marine Fisheries Service, as applicable. The USAF should also review the draft Solano Habitat Conservation Plan avoidance, minimization, and mitigation measures to inform and guide the Project impacts and measures. Project-specific measures should be incorporated as enforceable Project conditions to reduce impacts to biological resources to less-than-significant levels.

## ENVIRONMENTAL DATA

CDFW requests reporting any special-status species and natural communities detected during Project surveys to CNDDDB. The CNDDDB online field survey form and other methods for submitting data can be found at the following link: <https://wildlife.ca.gov/Data/CNDDDB/Submitting-Data>. The types of information reported to CNDDDB can be found at the following link: <https://wildlife.ca.gov/Data/CNDDDB/Plants-and-Animals>.

If you have any questions, please contact Amanda Culpepper, Environmental Scientist, at (707) 428-2075 or [Amanda.Culpepper@wildlife.ca.gov](mailto:Amanda.Culpepper@wildlife.ca.gov), or Melanie Day, Senior Environmental Scientist (Supervisory), at [Melanie.Day@wildlife.ca.gov](mailto:Melanie.Day@wildlife.ca.gov).

Sincerely,

DocuSigned by:

*Stacy Sherman*

692D021D81CA4F7...

Stacy Sherman  
Acting Regional Manager  
Bay Delta Region

ec: State Clearinghouse (SCH# 2021070097)  
Andrew Chambers, CDFW Bay Delta Region – [Andrew.Chambers@wildlife.ca.gov](mailto:Andrew.Chambers@wildlife.ca.gov)  
Andrea Boertien, CDFW Bay Delta Region – [Andrea.Boertien@wildlife.ca.gov](mailto:Andrea.Boertien@wildlife.ca.gov)

---

## San Francisco Bay Regional Water Quality Control Board

August 6, 2021

60<sup>th</sup> Civil Engineer Squadron  
Attn. Mr. Seth Merdler  
411 Airman Drive, Building 570  
Travis AFB, CA 94535

**Subject: Water Board Staff Review of the June 2021 Draft *Environmental Assessment for Reconstruction of Runway 21R/03L* at Travis Air Force Base, California**

Dear Mr. Merdler,

This letter presents Water Board staff comments on the proposed reconstruction action components of Runway 21R/03L presented in the Draft *Environmental Assessment (EA) for Reconstruction of Runway 21R/03L at Travis Air Force Base, California* prepared for the Department of the Air Force by the U.S. Army Corps of Engineers, Sacramento District, Planning Division - Environmental Resources Branch.

The draft EA documents the proposed action components for the project, i.e., demolition of the existing runway, construction of a temporary batch plant, reorientation of taxiways, extension of the northern overrun, re-paving, marking, and re-grading excess areas to turf. The proposed action would include the loss of 4.5 acres of wetlands.

Our comments on the draft EA are presented below:

1. Section 3.12 *Water Quality, Water Resources, and Wetlands*, on page 3-26 includes the following paragraph:

*Since all of the wetlands within this project area would likely be considered waters of the State, the discharge of fill materials would therefore be regulated under the Waste Discharge Requirements in the Porter Cologne Water Quality Control Act. However, the State of California does not have the authority to regulate this proposed action that the U.S. Air Force is proposing because Congress has not required federal agencies to comply with state laws regarding the discharge of fill material into aquatic resources. The Approved Jurisdictional*

---

JIM McGRATH, CHAIR | MICHAEL MONTGOMERY, EXECUTIVE OFFICER

1515 Clay St., Suite 1400, Oakland, CA 94612 | [www.waterboards.ca.gov/sanfranciscobay](http://www.waterboards.ca.gov/sanfranciscobay)

*Determination (AJD) (Appendix A-3) is evidence that no federally regulated waters (under Section 404 of the Clean Water Act) are within the project area. The Federal Facilities Pollution Control (33 CFR 1323(a)) requires compliance with local, state and federal laws by federal agencies associated with the discharge of pollutants into waters. The material being deposited associated with this project is not a pollutant and is being placed in areas that are isolated from downstream aquatic connections and therefore the U.S. Air Force is not required to comply with this Waste Discharge Requirement of the Porter Cologne Water Quality Control Act.*

We have the following concerns regarding the above paragraph:

- (I) We do not agree with the conclusion that the Water Board has no authority to regulate the proposed action because no waters of the United States (under Section 404 of the Clean Water Act) are within the project area. The Clean Water Act's waiver of sovereign immunity requires all federal agencies "having jurisdiction over any property or facility" to "be subject to, and comply with, all Federal, State, interstate, and local requirements, administrative authority, and process and sanctions respecting the control and abatement of water pollution in the same manner, and to the same extent as any nongovernmental entity including the payment of reasonable service charges." 33 USC § 1323, subd. (a); see also *Central Sierra Environmental Resource Center v. Stanislaus Nat. Forest* (2018) 304 F.Supp.3d 916, 936-937. Since the Air Force has jurisdiction over the project area, the Regional Water Board takes the position that the agency must comply with state law in implementing the project.
- (II) We further disagree that the "material[s] being deposited associated with this project," to wit, dirt, sediment, or other fill material, are not pollutants. Under federal law, dredge spoils and other fill materials are considered to be pollutants. (33 U.S.C. § 1362(6); see also *United States v. Sweeney* (2020) 483 F.Supp.3d 871, 911-912; *Environmental Information Protection Center v. Pacific Lumber Co.* (2007) 469 F.Supp.2d 803, 819.) Under state law, fill material is a waste. (Wat. Code § 13050, subd. (d); see also *Sweeney v. Regional Water Quality Control Board* (2021) 61 Cal.App.5th 1093, 1116-1120. The definitions of "waste" and "pollutant" overlap substantially. See *State Water Resources Control Board* "State Wetland Definition and Procedures for Discharges of Dredged or Fill Material to Waters of the State" (2019), p. 15; *State Water Resources Control Board* "Policy for Implementation of the Nonpoint Source Pollution Control Program (2004), p. 7; see also 63 Ops. Cal. Atty Gen. 51, at \*2, fn. 2 (1980). The discharge of fill material can also create a condition of pollution under state law. (*Sweeney v. Regional Water Quality Control Board, supra*, 61 Cal.App.5th at 1123-1124.)

It is common practice for the Regional Water Boards to regulate discharges to state waters on federal lands or facilities, including Travis Air Force Base. Based

on the rationale presented above we highly recommend that the above paragraph be modified in the Final EA based on this comment.

- (III) The paragraph does not include the recommendation presented on the second page of the AJD that states: *If "waters of the state" are potentially present, the site may be subject to regulation by the California Regional Water Quality Control Board, San Francisco Bay Region, under the Porter-Cologne Water Quality Control Act, as amended (California Water Code § 13000 et seq.) You are, therefore, urged to contact these agencies directly to determine the need for other authorizations or permits.* Regional Water Board Staff agree with this recommendation and it should be included at the end of the paragraph in the text of the document and not only in Appendix A-3.
- (IV) We do not agree with the statement that the areas where material will be deposited are isolated from the downstream aquatic connections. In fact, on page 3-25 the Air Force states the following: *Water resources comprise groundwater, surface water, floodplains, stormwater, and wastewater. Travis AFB is in the Union Creek watershed, which drains to Suisun Marsh, then to Suisun Bay, and ultimately to San Francisco Bay (Travis AFB, 2013).* Please revise the paragraph accordingly.
- (V) The paragraph should be extended to include and to connect with the finding presented on page 4-7, third paragraph, i.e., *Consultation is on-going... If the Proposed Action is selected Travis AFB would purchase mitigation credits in accordance with the biological opinion for the Proposed Project, as required, at a USFWS-approved mitigation bank to compensate for vernal pool habitat loss and the conclusion from page 5-7, Section 5.4.10 that states: this loss of wetlands would be compensated for through the purchase of mitigation credits, as needed per permit requirements, at an approved wetlands mitigation bank and would be compliant with California's no net loss of wetlands policy."*

Please note that Regional Water Board staff will require a robust analysis demonstrating that every effort has been made to avoid impacts to waters of the State. Furthermore, any impacts will require mitigation. We recommend the revised Army Corp's mitigation ratio checklist guidance and spreadsheet calculator be used during this process<sup>1</sup>. Finally, the mitigation should be made at Travis Air Force Base with every effort made to replace the lost habitat as near as possible to the existing habitat.

2. The *Approved Jurisdictional Determination* attached in Appendix A-3 should include for document clarity the delineation map titled "Approved Jurisdictional

---

<sup>1</sup> Attachment 12501.2-SPD, *Instructions for Completing Mitigation Ratio-Setting Checklist*, to the *12501 SPD Regulatory Program Standard Operating Procedure for Determination of Mitigation Ratios* (U.S. Army Corps of Engineers, South Pacific Division, Current Approved Version 1/11/2017).

Determination (AJD), pursuant to Section 404 Clean Water Act, Runway 21R-03L, Travis AFB, Solano County, California.”

3. On page 3-26 of the Draft EA, third paragraph, the area of the vernal pools is presented as a 7.58 acres area. Throughout the document the area is indicated as 4.5 acres. Please revise the document with the correct acreage.

If you have any questions, please contact Ms. Adriana Constantinescu at (510) 622-2353 or by e-mail at [AConstantinescu@waterboards.ca.gov](mailto:AConstantinescu@waterboards.ca.gov) and Ms. Agnes Farres at (510) 622-2401 or by e-mail at [Agnes.Farres@waterboards.ca.gov](mailto:Agnes.Farres@waterboards.ca.gov)

Sincerely,

*AConstantinescu*

Adriana Constantinescu, P.G.  
Engineering Geologist  
Groundwater Protection Division

cc:

Lonnie Duke, GS-13 USAF AFCEC CZOW, [lonnie.duke@us.af.mil](mailto:lonnie.duke@us.af.mil)  
Nadia Hollan Burke, U.S. EPA, [Burke.NadiaHollan@epamail.epa.gov](mailto:Burke.NadiaHollan@epamail.epa.gov)  
Kimiye Touchi, PE, DTSC, [Kimiye.Touchi@dtsc.ca.gov](mailto:Kimiye.Touchi@dtsc.ca.gov)  
STORRS, CHET C, GS-13 USAF AFCEC AFCEC/CZOW [chet.storrs@us.af.mil](mailto:chet.storrs@us.af.mil)  
Megan Duley, PE, SRS, [MDuley@srsllc.com](mailto:MDuley@srsllc.com)



## Appendix C- Biological Resources

C-1 Special Status Wildlife List

C-2 Rare Plant List

C-3 ECOS-IPaC List

## C-1 Special Status Wildlife List



# Summary Table Report

## California Department of Fish and Wildlife

### California Natural Diversity Database



**Query Criteria:** Quad</span> IS </span>(Elmira (3812138)</span> OR </span>Denver (3812128))  
Status</span> IS </span>(Endangered</span> OR </span>Threatened</span> OR </span>Candidate Endangered</span> OR </span>Candidate Threatened)  
AND </span>County</span> IS </span>(Solano)

Name (Scientific/Common)	CNDDB Ranks	Listing Status (Fed/State)	Other Lists	Elev. Range (ft.)	Total EO's	Element Occ. Ranks						Population Status		Presence		
						A	B	C	D	X	U	Historic > 20 yr	Recent <= 20 yr	Extant	Poss. Extirp.	Extirp.
<b><i>Agelaius tricolor</i></b> tricolored blackbird	G1G2 S1S2	None Threatened	BLM_S-Sensitive CDFW_SSC-Species of Special Concern IUCN_EN-Endangered NABCI_RWL-Red Watch List USFWS_BCC-Birds of Conservation Concern	10 81	955 S:6	0	0	1	0	1	4	1	5	5	1	0
<b><i>Ambystoma californiense</i></b> California tiger salamander	G2G3 S2S3	Threatened Threatened	CDFW_WL-Watch List IUCN_VU-Vulnerable	20 250	1336 S:24	6	9	2	1	0	6	0	24	24	0	0
<b><i>Bombus occidentalis</i></b> western bumble bee	G2G3 S1	None Candidate Endangered	USFS_S-Sensitive	5 175	306 S:3	0	0	0	0	0	3	3	0	3	0	0
<b><i>Buteo swainsoni</i></b> Swainson's hawk	G5 S3	None Threatened	BLM_S-Sensitive IUCN_LC-Least Concern USFWS_BCC-Birds of Conservation Concern	50 115	2535 S:21	3	11	2	0	1	4	2	19	20	0	1
<b><i>Laterallus jamaicensis coturniculus</i></b> California black rail	G3G4T1 S1	None Threatened	BLM_S-Sensitive CDFW_FP-Fully Protected IUCN_NT-Near Threatened NABCI_RWL-Red Watch List USFWS_BCC-Birds of Conservation Concern	5 10	303 S:7	2	2	1	0	0	2	0	7	7	0	0
<b><i>Orcuttia inaequalis</i></b> San Joaquin Valley Orcutt grass	G1 S1	Threatened Endangered	Rare Plant Rank - 1B.1	40 40	47 S:1	1	0	0	0	0	0	0	1	1	0	0
<b><i>Rallus obsoletus obsoletus</i></b> California Ridgway's rail	G3T1 S1	Endangered Endangered	CDFW_FP-Fully Protected NABCI_RWL-Red Watch List	4 10	99 S:3	1	0	0	0	0	2	3	0	3	0	0



# Summary Table Report

## California Department of Fish and Wildlife

### California Natural Diversity Database



Name (Scientific/Common)	CNDDB Ranks	Listing Status (Fed/State)	Other Lists	Elev. Range (ft.)	Total EO's	Element Occ. Ranks						Population Status		Presence		
						A	B	C	D	X	U	Historic > 20 yr	Recent <= 20 yr	Extant	Poss. Extirp.	Extirp.
<i>Rana boylei</i> foothill yellow-legged frog	G3 S3	None Endangered	BLM_S-Sensitive CDFW_SSC-Species of Special Concern IUCN_NT-Near Threatened USFS_S-Sensitive		2468 S:1	0	0	0	0	1	0	1	0	0	0	1
<i>Reithrodontomys raviventris</i> salt-marsh harvest mouse	G1G2 S1S2	Endangered Endangered	CDFW_FP-Fully Protected IUCN_EN-Endangered	0 10	144 S:17	1	4	4	0	0	8	6	11	17	0	0
<i>Spirinchus thaleichthys</i> longfin smelt	G5 S1	Candidate Threatened		0 0	46 S:3	0	0	0	0	0	3	0	3	3	0	0

## C-2 Rare Plant List



# Summary Table Report

## California Department of Fish and Wildlife

### California Natural Diversity Database



**Query Criteria:** Quad> IS </span>(Elmira (3812138)> OR </span>Denverton (3812128))</span><br />> AND </span>CNPS List> IS </span>(1A> OR </span>1B> OR </span>1B.1> OR </span>1B.2> OR </span>1B.3> OR </span>2A)</span><br />> AND </span>County> IS </span>(Solano)

Name (Scientific/Common)	CNDDB Ranks	Listing Status (Fed/State)	Other Lists	Elev. Range (ft.)	Total EO's	Element Occ. Ranks						Population Status		Presence		
						A	B	C	D	X	U	Historic > 20 yr	Recent <= 20 yr	Extant	Poss. Extirp.	Extirp.
<i>Astragalus tener</i> var. <i>tener</i> alkali milk-vetch	G2T1 S1	None None	Rare Plant Rank - 1B.2	10 150	65 S:8	0	5	0	0	2	1	4	4	6	2	0
<i>Atriplex cordulata</i> var. <i>cordulata</i> heartscale	G3T2 S2	None None	Rare Plant Rank - 1B.2 BLM_S-Sensitive	10 150	66 S:2	0	0	0	0	1	1	1	1	1	0	1
<i>Atriplex depressa</i> brittlescale	G2 S2	None None	Rare Plant Rank - 1B.2	5 50	60 S:4	1	1	1	0	0	1	3	1	4	0	0
<i>Centromadia parryi</i> ssp. <i>congdonii</i> Congdon's tarplant	G3T1T2 S1S2	None None	Rare Plant Rank - 1B.1 BLM_S-Sensitive SB_CalBG/RSABG-California/Rancho Santa Ana Botanic Garden	200 200	98 S:1	0	0	0	1	0	0	0	1	1	0	0
<i>Centromadia parryi</i> ssp. <i>parryi</i> pappose tarplant	G3T2 S2	None None	Rare Plant Rank - 1B.2 BLM_S-Sensitive	8 100	39 S:7	0	2	0	0	0	5	2	5	7	0	0
<i>Chloropyron molle</i> ssp. <i>hispidum</i> hispid salty bird's-beak	G2T1 S1	None None	Rare Plant Rank - 1B.1	30 30	35 S:1	0	0	1	0	0	0	0	1	1	0	0
<i>Chloropyron molle</i> ssp. <i>molle</i> soft salty bird's-beak	G2T1 S1	Endangered Rare	Rare Plant Rank - 1B.2	4 10	27 S:9	2	1	2	0	1	3	5	4	8	1	0
<i>Cirsium hydrophilum</i> var. <i>hydrophilum</i> Suisun thistle	G2T1 S1	Endangered None	Rare Plant Rank - 1B.1 SB_CalBG/RSABG-California/Rancho Santa Ana Botanic Garden	0 0	3 S:2	0	1	1	0	0	0	0	2	2	0	0
<i>Delphinium recurvatum</i> recurved larkspur	G2? S2?	None None	Rare Plant Rank - 1B.2 BLM_S-Sensitive SB_SBBG-Santa Barbara Botanic Garden		119 S:1	0	0	0	0	0	1	1	0	1	0	0



# Summary Table Report

## California Department of Fish and Wildlife

### California Natural Diversity Database



Name (Scientific/Common)	CNDDB Ranks	Listing Status (Fed/State)	Other Lists	Elev. Range (ft.)	Total EO's	Element Occ. Ranks						Population Status		Presence		
						A	B	C	D	X	U	Historic > 20 yr	Recent <= 20 yr	Extant	Poss. Extirp.	Extirp.
<i>Extriplex joaquinana</i> San Joaquin spearscale	G2 S2	None None	Rare Plant Rank - 1B.2 BLM_S-Sensitive SB_CalBG/RSABG-California/Rancho Santa Ana Botanic Garden	5 100	127 S:5	0	1	2	0	1	1	3	2	4	1	0
<i>Fritillaria pluriflora</i> adobe-lily	G2G3 S2S3	None None	Rare Plant Rank - 1B.2 BLM_S-Sensitive SB_CalBG/RSABG-California/Rancho Santa Ana Botanic Garden SB_UCBG-UC Botanical Garden at Berkeley	180 180	114 S:1	0	0	0	0	0	1	1	0	1	0	0
<i>Isocoma arguta</i> Carquinez goldenbush	G1 S1	None None	Rare Plant Rank - 1B.1	5 40	14 S:7	0	2	0	0	0	5	7	0	7	0	0
<i>Lasthenia conjugens</i> Contra Costa goldfields	G1 S1	Endangered None	Rare Plant Rank - 1B.1 SB_UCBG-UC Botanical Garden at Berkeley	10 100	36 S:12	1	4	0	0	2	5	4	8	10	2	0
<i>Lasthenia glabrata ssp. coulteri</i> Coulter's goldfields	G4T2 S2	None None	Rare Plant Rank - 1B.1 BLM_S-Sensitive SB_CalBG/RSABG-California/Rancho Santa Ana Botanic Garden SB_SBBG-Santa Barbara Botanic Garden	35 35	111 S:1	0	0	0	0	0	1	0	1	1	0	0
<i>Lathyrus jepsonii var. jepsonii</i> Delta tule pea	G5T2 S2	None None	Rare Plant Rank - 1B.2 SB_BerrySB-Berry Seed Bank SB_CalBG/RSABG-California/Rancho Santa Ana Botanic Garden	1 5	133 S:13	1	0	2	0	0	10	12	1	13	0	0
<i>Legenere limosa</i> legenere	G2 S2	None None	Rare Plant Rank - 1B.1 BLM_S-Sensitive SB_UCBG-UC Botanical Garden at Berkeley	65 70	83 S:2	0	0	0	0	1	1	2	0	1	0	1





# Summary Table Report

## California Department of Fish and Wildlife

### California Natural Diversity Database



Name (Scientific/Common)	CNDDB Ranks	Listing Status (Fed/State)	Other Lists	Elev. Range (ft.)	Total EO's	Element Occ. Ranks						Population Status		Presence		
						A	B	C	D	X	U	Historic > 20 yr	Recent <= 20 yr	Extant	Poss. Extirp.	Extirp.
<i>Lilaeopsis masonii</i> Mason's lilaeopsis	G2 S2	None Rare	Rare Plant Rank - 1B.1	0 10	198 S:8	1	1	1	0	0	5	6	2	8	0	0
<i>Microseris paludosa</i> marsh microseris	G2 S2	None None	Rare Plant Rank - 1B.2 BLM_S-Sensitive SB_SBBG-Santa Barbara Botanic Garden SB_UCSC-UC Santa Cruz	10 10	38 S:1	0	0	0	0	0	1	0	1	1	0	0
<i>Navarretia leucocephala ssp. bakeri</i> Baker's navarretia	G4T2 S2	None None	Rare Plant Rank - 1B.1	120 175	64 S:5	0	0	0	0	2	3	5	0	3	2	0
<i>Orcuttia inaequalis</i> San Joaquin Valley Orcutt grass	G1 S1	Threatened Endangered	Rare Plant Rank - 1B.1	40 40	47 S:1	1	0	0	0	0	0	0	1	1	0	0
<i>Plagiobothrys hystriculus</i> bearded popcornflower	G2 S2	None None	Rare Plant Rank - 1B.1	5 90	15 S:3	1	1	0	0	0	1	0	3	3	0	0
<i>Puccinellia simplex</i> California alkali grass	G3 S2	None None	Rare Plant Rank - 1B.2 BLM_S-Sensitive	30 30	80 S:1	0	0	0	0	0	1	1	0	1	0	0
<i>Sidalcea keckii</i> Keck's checkerbloom	G2 S2	Endangered None	Rare Plant Rank - 1B.1 SB_CalBG/RSABG-California/Rancho Santa Ana Botanic Garden		50 S:1	0	0	0	0	0	1	1	0	1	0	0
<i>Symphyotrichum lentum</i> Suisun Marsh aster	G2 S2	None None	Rare Plant Rank - 1B.2 SB_CalBG/RSABG-California/Rancho Santa Ana Botanic Garden SB_USDA-US Dept of Agriculture	0 5	175 S:15	1	0	0	0	0	14	13	2	15	0	0
<i>Trifolium amoenum</i> two-fork clover	G1 S1	Endangered None	Rare Plant Rank - 1B.1 SB_CalBG/RSABG-California/Rancho Santa Ana Botanic Garden SB_UCBG-UC Botanical Garden at Berkeley SB_USDA-US Dept of Agriculture		26 S:4	0	0	0	0	0	4	4	0	4	0	0



**Summary Table Report**  
**California Department of Fish and Wildlife**  
**California Natural Diversity Database**



Name (Scientific/Common)	CNDDB Ranks	Listing Status (Fed/State)	Other Lists	Elev. Range (ft.)	Total EO's	Element Occ. Ranks						Population Status		Presence		
						A	B	C	D	X	U	Historic > 20 yr	Recent <= 20 yr	Extant	Poss. Extirp.	Extirp.
<i>Trifolium hydrophilum</i> saline clover	G2 S2	None None	Rare Plant Rank - 1B.2	45 64	56 S:2	0	1	0	0	0	1	0	2	2	0	0

## C-3 ECOS-IPaC List

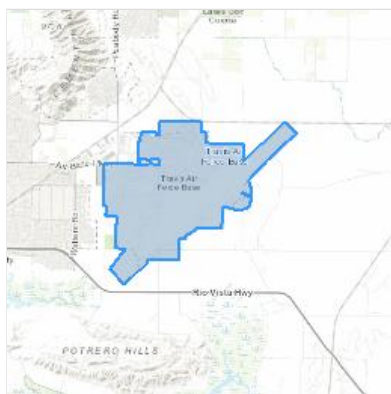
# IPaC resource list

This report is an automatically generated list of species and other resources such as critical habitat (collectively referred to as *trust resources*) under the U.S. Fish and Wildlife Service's (USFWS) jurisdiction that are known or expected to be on or near the project area referenced below. The list may also include trust resources that occur outside of the project area, but that could potentially be directly or indirectly affected by activities in the project area. However, determining the likelihood and extent of effects a project may have on trust resources typically requires gathering additional site-specific (e.g., vegetation/species surveys) and project-specific (e.g., magnitude and timing of proposed activities) information.

Below is a summary of the project information you provided and contact information for the USFWS office(s) with jurisdiction in the defined project area. Please read the introduction to each section that follows (Endangered Species, Migratory Birds, USFWS Facilities, and NWI Wetlands) for additional information applicable to the trust resources addressed in that section.

## Location

Solano County, California



## Local office

Sacramento Fish And Wildlife Office

☎ (916) 414-6600

📅 (916) 414-6713

Federal Building

2800 Cottage Way, Room W-2605

Sacramento, CA 95825-1846

# Endangered species

**This resource list is for informational purposes only and does not constitute an analysis of project level impacts.**

The primary information used to generate this list is the known or expected range of each species. Additional areas of influence (AOI) for species are also considered. An AOI includes areas outside of the species range if the species could be indirectly affected by activities in that area (e.g., placing a dam upstream of a fish population even if that fish does not occur at the dam site, may indirectly impact the species by reducing or eliminating water flow downstream). Because species can move, and site conditions can change, the species on this list are not guaranteed to be found on or near the project area. To fully determine any potential effects to species, additional site-specific and project-specific information is often required.

Section 7 of the Endangered Species Act **requires** Federal agencies to "request of the Secretary information whether any species which is listed or proposed to be listed may be present in the area of such proposed action" for any project that is conducted, permitted, funded, or licensed by any Federal agency. A letter from the local office and a species list which fulfills this requirement can **only** be obtained by requesting an official species list from either the Regulatory Review section in IPaC (see directions below) or from the local field office directly.

For project evaluations that require USFWS concurrence/review, please return to the IPaC website and request an official species list by doing the following:

1. Draw the project location and click CONTINUE.
2. Click DEFINE PROJECT.
3. Log in (if directed to do so).
4. Provide a name and description for your project.
5. Click REQUEST SPECIES LIST.

Listed species<sup>1</sup> and their critical habitats are managed by the [Ecological Services Program](#) of the U.S. Fish and Wildlife Service (USFWS) and the fisheries division of the National Oceanic and Atmospheric Administration (NOAA Fisheries<sup>2</sup>).

Species and critical habitats under the sole responsibility of NOAA Fisheries are **not** shown on this list. Please contact [NOAA Fisheries](#) for [species under their jurisdiction](#).

1. Species listed under the [Endangered Species Act](#) are threatened or endangered; IPaC also shows species that are candidates, or proposed, for listing. See the [listing status page](#) for more information. IPaC only shows species that are regulated by USFWS (see FAQ).
2. [NOAA Fisheries](#), also known as the National Marine Fisheries Service (NMFS), is an office of the National Oceanic and Atmospheric Administration within the Department of Commerce.

The following species are potentially affected by activities in this location:

## Mammals

NAME	STATUS
Salt Marsh Harvest Mouse <i>Reithrodontomys raviventris</i> Wherever found No critical habitat has been designated for this species. <a href="https://ecos.fws.gov/ecp/species/613">https://ecos.fws.gov/ecp/species/613</a>	Endangered

## Birds

NAME	STATUS
California Clapper Rail <i>Rallus longirostris obsoletus</i> Wherever found No critical habitat has been designated for this species. <a href="https://ecos.fws.gov/ecp/species/4240">https://ecos.fws.gov/ecp/species/4240</a>	Endangered

California Least Tern *Sterna antillarum browni*

Endangered

Wherever found

No critical habitat has been designated for this species.

<https://ecos.fws.gov/ecp/species/8104>

## Reptiles

NAME

STATUS

Giant Garter Snake *Thamnophis gigas*

Threatened

Wherever found

No critical habitat has been designated for this species.

<https://ecos.fws.gov/ecp/species/4482>

## Amphibians

NAME

STATUS

California Red-legged Frog *Rana draytonii*

Threatened

Wherever found

There is **final** critical habitat for this species. The location of the critical habitat is not available.<https://ecos.fws.gov/ecp/species/2891>California Tiger Salamander *Ambystoma californiense*

Threatened

There is **final** critical habitat for this species. The location of the critical habitat is not available.<https://ecos.fws.gov/ecp/species/2076>

## Fishes

NAME

STATUS

Delta Smelt *Hypomesus transpacificus*

Threatened

Wherever found

There is **final** critical habitat for this species. The location of the critical habitat is not available.<https://ecos.fws.gov/ecp/species/321>

## Insects

NAME

STATUS

Delta Green Ground Beetle *Elaphrus viridis*

Threatened

Wherever found

There is **final** critical habitat for this species. The location of the critical habitat is not available.<https://ecos.fws.gov/ecp/species/2319>San Bruno Elfin Butterfly *Callophrys mossii bayensis*

Endangered

Wherever found

There is **proposed** critical habitat for this species. The location of the critical habitat is not available.<https://ecos.fws.gov/ecp/species/3394>Valley Elderberry Longhorn Beetle *Desmocerus californicus dimorphus*

Threatened

Wherever found

There is **final** critical habitat for this species. The location of the critical habitat is not available.<https://ecos.fws.gov/ecp/species/7850>

## Crustaceans

NAME	STATUS
<b>Conservancy Fairy Shrimp</b> <i>Branchinecta conservatio</i> Wherever found There is <b>final</b> critical habitat for this species. Your location overlaps the critical habitat. <a href="https://ecos.fws.gov/ecp/species/8246">https://ecos.fws.gov/ecp/species/8246</a>	Endangered
<b>Vernal Pool Fairy Shrimp</b> <i>Branchinecta lynchi</i> Wherever found There is <b>final</b> critical habitat for this species. Your location overlaps the critical habitat. <a href="https://ecos.fws.gov/ecp/species/498">https://ecos.fws.gov/ecp/species/498</a>	Threatened
<b>Vernal Pool Tadpole Shrimp</b> <i>Lepidurus packardii</i> Wherever found There is <b>final</b> critical habitat for this species. Your location overlaps the critical habitat. <a href="https://ecos.fws.gov/ecp/species/2246">https://ecos.fws.gov/ecp/species/2246</a>	Endangered

## Flowering Plants

NAME	STATUS
<b>Contra Costa Goldfields</b> <i>Lasthenia conjugens</i> Wherever found There is <b>final</b> critical habitat for this species. Your location overlaps the critical habitat. <a href="https://ecos.fws.gov/ecp/species/7058">https://ecos.fws.gov/ecp/species/7058</a>	Endangered
<b>Keck's Checker-mallow</b> <i>Sidalcea keckii</i> Wherever found There is <b>final</b> critical habitat for this species. The location of the critical habitat is not available. <a href="https://ecos.fws.gov/ecp/species/5704">https://ecos.fws.gov/ecp/species/5704</a>	Endangered
<b>San Joaquin Orcutt Grass</b> <i>Orcuttia inaequalis</i> Wherever found There is <b>final</b> critical habitat for this species. The location of the critical habitat is not available. <a href="https://ecos.fws.gov/ecp/species/5506">https://ecos.fws.gov/ecp/species/5506</a>	Threatened
<b>Showy Indian Clover</b> <i>Trifolium amoenum</i> Wherever found No critical habitat has been designated for this species. <a href="https://ecos.fws.gov/ecp/species/6459">https://ecos.fws.gov/ecp/species/6459</a>	Endangered
<b>Soft Bird's-beak</b> <i>Cordylanthus mollis</i> ssp. <i>mollis</i> Wherever found There is <b>final</b> critical habitat for this species. The location of the critical habitat is not available. <a href="https://ecos.fws.gov/ecp/species/8541">https://ecos.fws.gov/ecp/species/8541</a>	Endangered
<b>Suisun Thistle</b> <i>Cirsium hydrophilum</i> var. <i>hydrophilum</i> Wherever found There is <b>final</b> critical habitat for this species. The location of the critical habitat is not available. <a href="https://ecos.fws.gov/ecp/species/2369">https://ecos.fws.gov/ecp/species/2369</a>	Endangered

## Critical habitats

Potential effects to critical habitat(s) in this location must be analyzed along with the endangered species themselves.

This location overlaps the critical habitat for the following species:



NAME	TYPE
Conservancy Fairy Shrimp <i>Branchinecta conservatio</i> <a href="https://ecos.fws.gov/ecp/species/8246#crithab">https://ecos.fws.gov/ecp/species/8246#crithab</a>	Final
Contra Costa Goldfields <i>Lasthenia conjugens</i> <a href="https://ecos.fws.gov/ecp/species/7058#crithab">https://ecos.fws.gov/ecp/species/7058#crithab</a>	Final
Vernal Pool Fairy Shrimp <i>Branchinecta lynchi</i> <a href="https://ecos.fws.gov/ecp/species/498#crithab">https://ecos.fws.gov/ecp/species/498#crithab</a>	Final
Vernal Pool Tadpole Shrimp <i>Lepidurus packardii</i> <a href="https://ecos.fws.gov/ecp/species/2246#crithab">https://ecos.fws.gov/ecp/species/2246#crithab</a>	Final

## Migratory birds

Certain birds are protected under the Migratory Bird Treaty Act<sup>1</sup> and the Bald and Golden Eagle Protection Act<sup>2</sup>.

Any person or organization who plans or conducts activities that may result in impacts to migratory birds, eagles, and their habitats should follow appropriate regulations and consider implementing appropriate conservation measures, as described [below](#).

1. The [Migratory Birds Treaty Act](#) of 1918.
2. The [Bald and Golden Eagle Protection Act](#) of 1940.

Additional information can be found using the following links:

- Birds of Conservation Concern <http://www.fws.gov/birds/management/managed-species/birds-of-conservation-concern.php>
- Measures for avoiding and minimizing impacts to birds <http://www.fws.gov/birds/management/project-assessment-tools-and-guidance/conservation-measures.php>
- Nationwide conservation measures for birds <http://www.fws.gov/migratorybirds/pdf/management/nationwidestandardconservationmeasures.pdf>

The birds listed below are birds of particular concern either because they occur on the [USFWS Birds of Conservation Concern](#) (BCC) list or warrant special attention in your project location. To learn more about the levels of concern for birds on your list and how this list is generated, see the FAQ [below](#). This is not a list of every bird you may find in this location, nor a guarantee that every bird on this list will be found in your project area. To see exact locations of where birders and the general public have sighted birds in and around your project area, visit the [E-bird data mapping tool](#) (Tip: enter your location, desired date range and a species on your list). For projects that occur off the Atlantic Coast, additional maps and models detailing the relative occurrence and abundance of bird species on your list are available. Links to additional information about Atlantic Coast birds, and other important information about your migratory bird list, including how to properly interpret and use your migratory bird report, can be found [below](#).

For guidance on when to schedule activities or implement avoidance and minimization measures to reduce impacts to migratory birds on your list, click on the PROBABILITY OF PRESENCE SUMMARY at the top of your list to see when these birds are most likely to be present and breeding in your project area.

NAME	BREEDING SEASON (IF A BREEDING SEASON IS INDICATED FOR A BIRD ON YOUR LIST, THE BIRD MAY BREED IN YOUR PROJECT AREA SOMETIME WITHIN THE TIMEFRAME SPECIFIED, WHICH IS A VERY LIBERAL ESTIMATE OF THE DATES INSIDE WHICH THE BIRD BREEDS ACROSS ITS ENTIRE RANGE. "BREEDS ELSEWHERE" INDICATES THAT THE BIRD DOES NOT LIKELY BREED IN YOUR PROJECT AREA.)
------	--

<b>Allen's Hummingbird</b> <i>Selasphorus sasin</i> This is a Bird of Conservation Concern (BCC) throughout its range in the continental USA and Alaska. <a href="https://ecos.fws.gov/ecp/species/9637">https://ecos.fws.gov/ecp/species/9637</a>	Breeds Feb 1 to Jul 15
<b>Bald Eagle</b> <i>Haliaeetus leucocephalus</i> This is not a Bird of Conservation Concern (BCC) in this area, but warrants attention because of the Eagle Act or for potential susceptibilities in offshore areas from certain types of development or activities. <a href="https://ecos.fws.gov/ecp/species/1626">https://ecos.fws.gov/ecp/species/1626</a>	Breeds Jan 1 to Aug 31
<b>Black Rail</b> <i>Laterallus jamaicensis</i> This is a Bird of Conservation Concern (BCC) throughout its range in the continental USA and Alaska. <a href="https://ecos.fws.gov/ecp/species/7717">https://ecos.fws.gov/ecp/species/7717</a>	Breeds Mar 1 to Sep 15
<b>Burrowing Owl</b> <i>Athene cunicularia</i> This is a Bird of Conservation Concern (BCC) only in particular Bird Conservation Regions (BCRs) in the continental USA <a href="https://ecos.fws.gov/ecp/species/9737">https://ecos.fws.gov/ecp/species/9737</a>	Breeds Mar 15 to Aug 31
<b>Clark's Grebe</b> <i>Aechmophorus clarkii</i> This is a Bird of Conservation Concern (BCC) throughout its range in the continental USA and Alaska.	Breeds Jan 1 to Dec 31
<b>Common Yellowthroat</b> <i>Geothlypis trichas sinuosa</i> This is a Bird of Conservation Concern (BCC) only in particular Bird Conservation Regions (BCRs) in the continental USA <a href="https://ecos.fws.gov/ecp/species/2084">https://ecos.fws.gov/ecp/species/2084</a>	Breeds May 20 to Jul 31
<b>Golden Eagle</b> <i>Aquila chrysaetos</i> This is not a Bird of Conservation Concern (BCC) in this area, but warrants attention because of the Eagle Act or for potential susceptibilities in offshore areas from certain types of development or activities. <a href="https://ecos.fws.gov/ecp/species/1680">https://ecos.fws.gov/ecp/species/1680</a>	Breeds Jan 1 to Aug 31
<b>Lewis's Woodpecker</b> <i>Melanerpes lewis</i> This is a Bird of Conservation Concern (BCC) throughout its range in the continental USA and Alaska. <a href="https://ecos.fws.gov/ecp/species/9408">https://ecos.fws.gov/ecp/species/9408</a>	Breeds Apr 20 to Sep 30
<b>Long-billed Curlew</b> <i>Numenius americanus</i> This is a Bird of Conservation Concern (BCC) throughout its range in the continental USA and Alaska. <a href="https://ecos.fws.gov/ecp/species/5511">https://ecos.fws.gov/ecp/species/5511</a>	Breeds elsewhere
<b>Nuttall's Woodpecker</b> <i>Picoides nuttallii</i> This is a Bird of Conservation Concern (BCC) only in particular Bird Conservation Regions (BCRs) in the continental USA <a href="https://ecos.fws.gov/ecp/species/9410">https://ecos.fws.gov/ecp/species/9410</a>	Breeds Apr 1 to Jul 20
<b>Oak Titmouse</b> <i>Baeolophus inornatus</i> This is a Bird of Conservation Concern (BCC) throughout its range in the continental USA and Alaska. <a href="https://ecos.fws.gov/ecp/species/9656">https://ecos.fws.gov/ecp/species/9656</a>	Breeds Mar 15 to Jul 15

**Rufous Hummingbird** *Selasphorus rufus*

Breeds elsewhere

This is a Bird of Conservation Concern (BCC) throughout its range in the continental USA and Alaska.

<https://ecos.fws.gov/ecp/species/8002>

**Song Sparrow** *Melospiza melodia*

Breeds Feb 20 to Sep 5

This is a Bird of Conservation Concern (BCC) only in particular Bird Conservation Regions (BCRs) in the continental USA

**Spotted Towhee** *Pipilo maculatus clementae*

Breeds Apr 15 to Jul 20

This is a Bird of Conservation Concern (BCC) only in particular Bird Conservation Regions (BCRs) in the continental USA

<https://ecos.fws.gov/ecp/species/4243>

**Tricolored Blackbird** *Agelaius tricolor*

Breeds Mar 15 to Aug 10

This is a Bird of Conservation Concern (BCC) throughout its range in the continental USA and Alaska.

<https://ecos.fws.gov/ecp/species/3910>

**Whimbrel** *Numenius phaeopus*

Breeds elsewhere

This is a Bird of Conservation Concern (BCC) throughout its range in the continental USA and Alaska.

<https://ecos.fws.gov/ecp/species/9483>

**Willet** *Tringa semipalmata*

Breeds elsewhere

This is a Bird of Conservation Concern (BCC) throughout its range in the continental USA and Alaska.

**Wrentit** *Chamaea fasciata*

Breeds Mar 15 to Aug 10

This is a Bird of Conservation Concern (BCC) throughout its range in the continental USA and Alaska.

**Yellow-billed Magpie** *Pica nuttalli*

Breeds Apr 1 to Jul 31

This is a Bird of Conservation Concern (BCC) throughout its range in the continental USA and Alaska.

<https://ecos.fws.gov/ecp/species/9726>

## Probability of Presence Summary

The graphs below provide our best understanding of when birds of concern are most likely to be present in your project area. This information can be used to tailor and schedule your project activities to avoid or minimize impacts to birds. Please make sure you read and understand the FAQ "Proper Interpretation and Use of Your Migratory Bird Report" before using or attempting to interpret this report.

### Probability of Presence (■)

Each green bar represents the bird's relative probability of presence in the 10km grid cell(s) your project overlaps during a particular week of the year. (A year is represented as 12 4-week months.) A taller bar indicates a higher probability of species presence. The survey effort (see below) can be used to establish a level of confidence in the presence score. One can have higher confidence in the presence score if the corresponding survey effort is also high.

How is the probability of presence score calculated? The calculation is done in three steps:

1. The probability of presence for each week is calculated as the number of survey events in the week where the species was detected divided by the total number of survey events for that week. For example, if in week 12 there were 20 survey events and the Spotted Towhee was found in 5 of them, the probability of presence of the Spotted Towhee in week 12 is 0.25.
2. To properly present the pattern of presence across the year, the relative probability of presence is calculated. This is the probability of presence divided by the maximum probability of presence across all weeks. For example, imagine the probability of presence in week 20 for the Spotted Towhee is 0.05, and that the probability of presence at week 12 (0.25)

is the maximum of any week of the year. The relative probability of presence on week 12 is  $0.25/0.25 = 1$ ; at week 20 it is  $0.05/0.25 = 0.2$ .

3. The relative probability of presence calculated in the previous step undergoes a statistical conversion so that all possible values fall between 0 and 10, inclusive. This is the probability of presence score.

To see a bar's probability of presence score, simply hover your mouse cursor over the bar.

### Breeding Season (■)

Yellow bars denote a very liberal estimate of the time-frame inside which the bird breeds across its entire range. If there are no yellow bars shown for a bird, it does not breed in your project area.

### Survey Effort (|)

Vertical black lines superimposed on probability of presence bars indicate the number of surveys performed for that species in the 10km grid cell(s) your project area overlaps. The number of surveys is expressed as a range, for example, 33 to 64 surveys.


To see a bar's survey effort range, simply hover your mouse cursor over the bar.

### No Data (—)

A week is marked as having no data if there were no survey events for that week.

### Survey Timeframe

Surveys from only the last 10 years are used in order to ensure delivery of currently relevant information. The exception to this is areas off the Atlantic coast, where bird returns are based on all years of available data, since data in these areas is currently much more sparse.



Clark's Grebe BCC Rangewide (CON) (This is a Bird of Conservation Concern (BCC) throughout its range in the continental USA and Alaska.)												
Common Yellowthroat BCC - BCR (This is a Bird of Conservation Concern (BCC) only in particular Bird Conservation Regions (BCRs) in the continental USA)												
Golden Eagle Non-BCC Vulnerable (This is not a Bird of Conservation Concern (BCC) in this area, but warrants attention because of the Eagle Act or for potential susceptibilities in offshore areas from certain types of development or activities.)												
Lewis's Woodpecker BCC Rangewide (CON) (This is a Bird of Conservation Concern (BCC) throughout its range in the continental USA and Alaska.)												
Long-billed Curlew BCC Rangewide (CON) (This is a Bird of Conservation Concern (BCC) throughout its range in the continental USA and Alaska.)												
Nuttall's Woodpecker BCC - BCR (This is a Bird of Conservation Concern (BCC) only in particular Bird Conservation Regions (BCRs) in the continental USA)												
Oak Titmouse BCC Rangewide (CON) (This is a Bird of Conservation Concern (BCC) throughout its range in the continental USA and Alaska.)												
Rufous Hummingbird BCC Rangewide (CON) (This is a Bird of Conservation Concern (BCC) throughout its range in the continental USA and Alaska.)												
SPECIES	JAN	FEB	MAR	APR	MAY	JUN	JUL	AUG	SEP	OCT	NOV	DEC

al

al

al

al

[Nationwide Conservation Measures](#) describes measures that can help avoid and minimize impacts to all birds at any location year round. Implementation of these measures is particularly important when birds are most likely to occur in the project area. When birds may be breeding in the area, identifying the locations of any active nests and avoiding their destruction is a very helpful impact minimization measure. To see when birds are most likely to occur and be breeding in your project area, view the Probability of Presence Summary. [Additional measures](#) or [permits](#) may be advisable depending on the type of activity you are conducting and the type of infrastructure or bird species present on your project site.

The Migratory Bird Resource List is comprised of USFWS [Birds of Conservation Concern \(BCC\)](#), and other species that may warrant special attention in your project location.

Appendix C 20

BCC species in that area, an eagle ([Eagle Act](#) requirements may apply), or a species that has a particular vulnerability to offshore activities or development.

Again, the Migratory Bird Resource list includes only a subset of birds that may occur in your project area. It is not representative of all birds that may occur in your project area. To get a list of all birds potentially present in your project area, please visit the [AKN Phenology Tool](#).

### What does IPaC use to generate the probability of presence graphs for the migratory birds potentially occurring in my specified location?

The probability of presence graphs associated with your migratory bird list are based on data provided by the [Avian Knowledge Network \(AKN\)](#). This data is derived from a growing collection of [survey, banding, and citizen science datasets](#).

Probability of presence data is continuously being updated as new and better information becomes available. To learn more about how the probability of presence graphs are produced and how to interpret them, go to the Probability of Presence Summary and then click on the "Tell me about these graphs" link.

### How do I know if a bird is breeding, wintering, migrating or present year-round in my project area?

To see what part of a particular bird's range your project area falls within (i.e. breeding, wintering, migrating or year-round), you may refer to the following resources: [The Cornell Lab of Ornithology All About Birds Bird Guide](#), or (if you are unsuccessful in locating the bird of interest there), the [Cornell Lab of Ornithology Neotropical Birds guide](#). If a bird on your migratory bird species list has a breeding season associated with it, if that bird does occur in your project area, there may be nests present at some point within the timeframe specified. If "Breeds elsewhere" is indicated, then the bird likely does not breed in your project area.

### What are the levels of concern for migratory birds?

Migratory birds delivered through IPaC fall into the following distinct categories of concern:

1. "BCC Rangewide" birds are [Birds of Conservation Concern](#) (BCC) that are of concern throughout their range anywhere within the USA (including Hawaii, the Pacific Islands, Puerto Rico, and the Virgin Islands);
2. "BCC - BCR" birds are BCCs that are of concern only in particular Bird Conservation Regions (BCRs) in the continental USA; and
3. "Non-BCC - Vulnerable" birds are not BCC species in your project area, but appear on your list either because of the [Eagle Act](#) requirements (for eagles) or (for non-eagles) potential susceptibilities in offshore areas from certain types of development or activities (e.g. offshore energy development or longline fishing).

Although it is important to try to avoid and minimize impacts to all birds, efforts should be made, in particular, to avoid and minimize impacts to the birds on this list, especially eagles and BCC species of rangewide concern. For more information on conservation measures you can implement to help avoid and minimize migratory bird impacts and requirements for eagles, please see the FAQs for these topics.

### Details about birds that are potentially affected by offshore projects

For additional details about the relative occurrence and abundance of both individual bird species and groups of bird species within your project area off the Atlantic Coast, please visit the [Northeast Ocean Data Portal](#). The Portal also offers data and information about other taxa besides birds that may be helpful to you in your project review. Alternately, you may download the bird model results files underlying the portal maps through the [NOAA NCCOS Integrative Statistical Modeling and Predictive Mapping of Marine Bird Distributions and Abundance on the Atlantic Outer Continental Shelf](#) project webpage.

Bird tracking data can also provide additional details about occurrence and habitat use throughout the year, including migration. Models relying on survey data may not include this information. For additional information on marine bird tracking data, see the [Diving Bird Study](#) and the [nanotag studies](#) or contact [Caleb Spiegel](#) or [Pam Loring](#).

### What if I have eagles on my list?

If your project has the potential to disturb or kill eagles, you may need to [obtain a permit](#) to avoid violating the Eagle Act should such impacts occur.

### Proper Interpretation and Use of Your Migratory Bird Report

The migratory bird list generated is not a list of all birds in your project area, only a subset of birds of priority concern. To learn more about how your list is generated, and see options for identifying what other birds may be in your project area, please see the FAQ "What does IPaC use to generate the migratory birds potentially occurring in my specified location". Please be aware this report provides the "probability of presence" of birds within the 10 km grid cell(s) that overlap your project; not your exact project footprint. On the graphs provided, please also look carefully at the survey effort (indicated by the black vertical bar) and for the existence of the "no data" indicator (a red horizontal bar). A high survey effort is the key component. If the survey effort is high, then the probability of presence score can be viewed as more dependable. In contrast, a low survey effort bar or no data bar means a lack of data and, therefore, a lack of certainty about presence of the species. This list is not perfect; it is simply a starting point for identifying what birds of concern have the potential to be in your project area, when they might be there, and if they might be breeding (which means nests might be present). The list helps you know what to look for to confirm presence, and helps guide you in knowing when to implement conservation measures to avoid or minimize potential impacts from your project activities, should presence be confirmed. To learn more about conservation measures, visit the FAQ "Tell me about conservation measures I can implement to avoid or minimize impacts to migratory birds" at the bottom of your migratory bird trust resources page.



# Facilities

## National Wildlife Refuge lands

Any activity proposed on lands managed by the [National Wildlife Refuge](#) system must undergo a 'Compatibility Determination' conducted by the Refuge. Please contact the individual Refuges to discuss any questions or concerns.

THERE ARE NO REFUGE LANDS AT THIS LOCATION.

## Fish hatcheries

THERE ARE NO FISH HATCHERIES AT THIS LOCATION.

## Wetlands in the National Wetlands Inventory

Impacts to [NWI wetlands](#) and other aquatic habitats may be subject to regulation under Section 404 of the Clean Water Act, or other State/Federal statutes.

For more information please contact the Regulatory Program of the local [U.S. Army Corps of Engineers District](#).

Please note that the NWI data being shown may be out of date. We are currently working to update our NWI data set. We recommend you verify these results with a site visit to determine the actual extent of wetlands on site.

This location overlaps the following wetlands:

### FRESHWATER EMERGENT WETLAND

[PEM1A](#)

[PEM1C](#)

[PEM1Ci](#)

[PEM1B](#)

### FRESHWATER POND

[PUBK](#)

[PUBHx](#)

[PU5Cx](#)

### RIVERINE

[R4SBCx](#)

[R5UBFx](#)

[R2UBH](#)

[R4SBC](#)

[R5UBF](#)

[R4SBAX](#)

A full description for each wetland code can be found at the [National Wetlands Inventory website](#)

### Data limitations

The Service's objective of mapping wetlands and deepwater habitats is to produce reconnaissance level information on the location, type and size of these resources. The maps are prepared from the analysis of high altitude imagery. Wetlands are identified based on vegetation, visible hydrology and geography. A margin of error is inherent in the use of imagery; thus, detailed on-the-ground inspection of any particular site may result in revision of the wetland boundaries or classification established through image analysis.

The accuracy of image interpretation depends on the quality of the imagery, the experience of the image analysts, the amount and quality of the collateral data and the amount of ground truth verification work conducted. Metadata should be consulted to determine the date of the source imagery used and any mapping problems.

Wetlands or other mapped features may have changed since the date of the imagery or field work. There may be occasional differences in polygon boundaries or classifications between the information depicted on the map and the actual conditions on site.

#### Data exclusions

Certain wetland habitats are excluded from the National mapping program because of the limitations of aerial imagery as the primary data source used to detect wetlands. These habitats include seagrasses or submerged aquatic vegetation that are found in the intertidal and subtidal zones of estuaries and nearshore coastal waters. Some deepwater reef communities (coral or tubercid worm reefs) have also been excluded from the inventory. These habitats, because of their depth, go undetected by aerial imagery.

#### Data precautions

Federal, state, and local regulatory agencies with jurisdiction over wetlands may define and describe wetlands in a different manner than that used in this inventory. There is no attempt, in either the design or products of this inventory, to define the limits of proprietary jurisdiction of any Federal, state, or local government or to establish the geographical scope of the regulatory programs of government agencies. Persons intending to engage in activities involving modifications within or adjacent to wetland areas should seek the advice of appropriate federal, state, or local agencies concerning specified agency regulatory programs and proprietary jurisdictions that may affect such activities.

NOT FOR CONSULTATION

## Appendix D- Air Resources

**RECORD OF NON-APPLICABILITY (RONA) FOR CLEAN AIR ACT CONFORMITY  
RECONSTRUCTION OF RUNWAY 21R/03L  
AT TRAVIS AIR FORCE BASE**

The Proposed Action falls under the Record of Non-Applicability (RONA) category pursuant to 40 Code of Federal Regulations (CFR) Parts 52 and 93, and the basis for exemption from conformity requirements is documented with this RONA.

The United States (US) Environmental Protection Agency (USEPA) published Determining Conformity of General Federal Actions to State or Federal Implementation Plans; Final Rule, in the Federal Register (40 CFR Parts 6, 51, and 93) on November 30, 1993.

Federal regulations state that no department, agency, or instrumentality of the federal government shall engage in, support in any way, or provide financial assistance for, license or permit, or approve any activity that does not conform to an applicable implementation plan. The federal agency that is the action proponent is responsible for determining whether a federal action conforms to the applicable implementation plan before the Proposed Action is taken (40 CFR Part 1, Section 51.850[a]).

Federal actions may be exempt from conformity determinations if they do not exceed designated *de minimis* levels for criteria pollutants as set forth in 40 CFR § 93.153(c) (Table 1).

The Proposed Action would be implemented in Solano County, California, under the jurisdiction of the California Air Resources Board (ARB), the Bay Area Air Quality Management District, and EPA Region 9. Solano County is designated nonattainment for state ozone (O<sub>3</sub>) standards, particulate matter less than 10 micrometers in aerodynamic diameter (PM<sub>10</sub>) and particulate matter less than 2.5 micrometers in aerodynamic diameter (PM<sub>2.5</sub>) (CARB, 2018). For federal standards, Solano County is designated nonattainment for 8-hour O<sub>3</sub> and PM<sub>2.5</sub>. All other criteria pollutants are designated attainment or are unclassified.

The EPA Final Conformity Rule requires that total direct and indirect emissions of nonattainment and maintenance criteria pollutants, including O<sub>3</sub> precursors (volatile organic compounds [VOC] and nitrogen oxides [NO<sub>x</sub>]), be considered in determining conformity. The rule does not apply to actions where total direct and indirect emissions of nonattainment and maintenance criteria pollutants do not exceed the thresholds established in 40 CFR 93.153(b). *De minimis* levels (in tons/year) for the air basin potentially affected by the Proposed Action are listed in **Table 1**.

**Table 1. *de Minimus* Levels for Criteria Pollutants for the Proposed Action**

<b>Criteria Pollutant</b>	<b><i>de Minimis</i> Level (tons/year)</b>	<b>Exceedance (Yes or No)</b>
VOC	100	No
NO <sub>x</sub>	100	No
CO	N/A	N/A
PM <sub>10</sub>	N/A	N/A
PM <sub>2.5</sub>	100	No

**Note:** If a federal action meets *de Minimus* requirements, detailed conformity analyses are not required, pursuant to 40 CFR 93.153(c).

## PROPOSED ACTION

**Action Proponent:** The 60th Air Mobility Wing (60 AMW) at Travis Air Force Base

**Location:** Travis Air Force Base, Fairfield, California

**Proposed Action Name:** Reconstruction of Runway 21R/03L

**Proposed Action and Emissions Summary:** The Proposed Action would involve reconstructing Runway 21R/03L to include all facilities inside the hold lines, including pavements, pavement markings, storm drainage, and airfield lights and signs. The Proposed Action largely within the existing footprint of Runway 21R/03L, over approximately 191 acres in the southwestern section of Travis AFB. Reconstruction of Runway 21R/03L would include the demolition of the current runway pavement; removal of unnecessary taxiways and excess pavement connections; construction of a temporary batch plant; installation of appurtenant structures including lighting, windcones, storm drainage improvements; installation of supporting utilities; extending the northern overrun; installation of new pavements; painting; and regrading excess width and other unnecessary pavements to turf.

**Air Emissions Summary:** The Proposed Action would result in air emissions from demolition activities, construction activities, and minor land use changes. Emissions associated with these activities are calculated based on assumptions regarding the amount of demolition required, estimated timeframe for construction, and estimated equipment and workforce requirements. Because mission operations would be unchanged, operational emissions from project implementation would be zero. Key assumptions used in the model are summarized below:

- 30 percent of current runway material would be crushed and re-used as subbase
- The landfill is 5 miles away
- The weight per cubic yard of Portland Cement Concrete is 4050 pounds
- The weight per cubic yard of Hot Mix Asphalt is 3960 pounds
- Less than 1500 cubic yards of soil would be disposed of off-site
- Dust control is in effect

Based on the air quality analysis for the Proposed Action, the maximum estimated emissions would be below conformity *de minimis* levels (Table 2).

**Table 2- Estimated Emissions (Tons) at Travis AFB and Comparison to General Conformity under Proposed Action**

Year	Pollutant				
	VOC	NO <sub>x</sub>	CO	PM10	PM2.5
2022	0.835	5.577	4.642	105.364	0.223
2023	0.646	1.715	1.885	0.084	0.081
General Conformity <i>de Minimis</i> Thresholds (Tons per year)	100	100	N/A	N/A	No
Exceed Threshold?	No	No	No	No	No

**Note:** The key driver in PM10 emissions was demolition activities, assumptions used include demolition of 387,300 square yards of PCC and HMA to a depth of 3 feet

## EMISSIONS EVALUATION AND CONCLUSION

Total combined direct and indirect emissions associated with the action were estimated through the Air Force's Air Conformity Applicability Model ver. 5.0.17b (ACAM), on a calendar-year basis for "worst case" emissions. Operational emissions from the Proposed Action would be zero as there would be no change in mission or personnel, after construction of the Proposed Action. General Conformity under the Clean Air Act, Section 1.76 has been evaluated for the action described above according to the requirements of 40 CFR 93, Subpart B.

Based on the analysis, the requirements of this rule are:

☐ applicable

☒ not applicable

USACE concludes, on behalf of Travis AFB, that de minimis thresholds for applicable criteria pollutants would not be exceeded nor would the projected emissions be regionally significant (i.e., greater than 10 percent of the air basin's emission budgets) as a result of implementation of the Proposed Action. The emissions data supporting that conclusion is shown in Table 2 above, which is a summary of the calculations, methodology, data, and references included in the attachment to the RONA. USACE concludes, on behalf of Travis AFB, concludes that further formal Conformity Determination procedures are not required, resulting in this Record of Non-Applicability.

## RONA APPROVAL

Date: \_\_\_\_\_

Signature: \_\_\_\_\_

Lorena Guerrero, Environmental Manager

# AIR CONFORMITY APPLICABILITY MODEL REPORT

## RECORD OF CONFORMITY ANALYSIS (ROCA)

**1. General Information:** The Air Force's Air Conformity Applicability Model (ACAM) was used to perform an analysis to assess the potential air quality impact/s associated with the action in accordance with the Air Force Manual 32-7002, Environmental Compliance and Pollution Prevention; the Environmental Impact Analysis Process (EIAP, 32 CFR 989); and the General Conformity Rule (GCR, 40 CFR 93 Subpart B). This report provides a summary of the ACAM analysis.

**a. Action Location:**

**Base:** TRAVIS AFB

**State:** California

**County(s):** Solano

**Regulatory Area(s):** San Francisco Bay Area, CA

**b. Action Title:** Reconstruction of RW 21R/03L with a Temporary Batch Plant

**c. Project Number/s (if applicable):** N/A

**d. Projected Action Start Date:** 5 / 2022

**e. Action Description:**

The Proposed Action would include demolition of the existing pavement down to subgrade, repair/replacement of drainage structures, reconstruction of the runway, removal of unnecessary paved surfaces, construction of a batch plant, installation/ construction of appurtenant structures, installation of lighting, clearance of vegetation, and construction of support/staging areas necessary to facilitate the proposed action.

The Proposed Action would involve demolition of the existing pavement. Demolition of the existing runway would be achieved by sawcutting the pavement into sections. Pavement sections would be removed using an excavator with a slab crab bucket. Depending on the condition of the material when it is removed, pavement would either be crushed, using a hydraulic concrete crusher or similar machinery, and reused as pavement subbase, or discarded. The total amount of paved surface area estimated to be removed is 387,300 square yards (sy), or approximately 120 acres. Since this project would reduce the width of the runway, remove unnecessary taxiways, and remove other unused paved surfaces, the total amount of paved surface area to be removed permanently is approximately 41 acres. Sub-surface drainage structures underlying the runway and surface drainage structures adjacent to the runway would be repaired or replaced with larger sized pipes as required. Following demolition, the runway would be reconstructed in the same footprint, with the same orientation and bearing. Concrete would be supplied using an on-site temporary batch plant. Materials would be delivered to the batch plant area using trucks, where a small amount would be stored for daily operations. Cement mixer trucks would transport PCC or HMA to the needed location. The width of the runway would be reduced from a total of 300 feet in width to a total of 200 feet in width. The runway itself would be 150 feet wide, with 25-foot paved shoulders on each side. The orientation of the taxiways would be adjusted to meet standards and excess pavement would be removed. Pavement outside the new boundary would be demolished, the area re-graded and converted to turf.

Note that because no change in mission operational requirements would result due to the Proposed Action, Steady State Emissions have been set to zero (baseline).

Under the No Action Alternative, the proposed reconstruction of Runway 21R/03L at Travis AFB would not proceed. Under this alternative, Travis AFB would be unable to maintain full mission readiness or support unrestricted, full-time airfield operations in inclement weather conditions. Eventually, the ongoing deterioration of the pavement surface of Runway 21R/03L would render the runway unfit for use, as minor maintenance actions are insufficient to restore the runway to full functionality, and the runway would be decommissioned in place. This would permanently impact airfield operations at Travis AFB by hampering the airfield's ability to support all-weather operations, and the airfield would be unable to support current and expected future airfield operations levels.



# AIR CONFORMITY APPLICABILITY MODEL REPORT

## RECORD OF CONFORMITY ANALYSIS (ROCA)

No other alternatives were considered beyond screening.

**f. Point of Contact:**

**Name:** Lorena Guerrero  
**Title:** Environmental Manager  
**Organization:** USACE  
**Email:** Lorena.G.Guerrero@USACE.army.mil  
**Phone Number:** 916-557-7134

**2. Analysis:** Total combined direct and indirect emissions associated with the action were estimated through ACAM on a calendar-year basis for the “worst-case” and “steady state” (net gain/loss upon action fully implemented) emissions. General Conformity under the Clean Air Act, Section 1.76 has been evaluated for the action described above according to the requirements of 40 CFR 93, Subpart B.

Based on the analysis, the requirements of this rule are:        applicable  
  X   not applicable

**Conformity Analysis Summary:**

### 2022

Pollutant	Action Emissions (ton/yr)	GENERAL CONFORMITY	
		Threshold (ton/yr)	Exceedance (Yes or No)
San Francisco Bay Area, CA			
VOC	0.835	100	No
NOx	5.577	100	No
CO	4.642		
SOx	0.014	100	No
PM 10	105.364		
PM 2.5	0.223	100	No
Pb	0.000		
NH3	0.004	100	No
CO2e	1362.5		

### 2023

Pollutant	Action Emissions (ton/yr)	GENERAL CONFORMITY	
		Threshold (ton/yr)	Exceedance (Yes or No)
San Francisco Bay Area, CA			
VOC	0.646	100	No
NOx	1.715	100	No
CO	1.885		
SOx	0.004	100	No
PM 10	0.084		
PM 2.5	0.081	100	No
Pb	0.000		
NH3	0.003	100	No
CO2e	351.1		

### 2024 - (Steady State)

Pollutant	Action Emissions (ton/yr)	GENERAL CONFORMITY	
		Threshold (ton/yr)	Exceedance (Yes or No)

# AIR CONFORMITY APPLICABILITY MODEL REPORT

## RECORD OF CONFORMITY ANALYSIS (ROCA)

San Francisco Bay Area, CA			
<b>VOC</b>	0.000	100	No
<b>NOx</b>	0.000	100	No
<b>CO</b>	0.000		
<b>SOx</b>	0.000	100	No
<b>PM 10</b>	0.000		
<b>PM 2.5</b>	0.000	100	No
<b>Pb</b>	0.000		
<b>NH3</b>	0.000	100	No
<b>CO2e</b>	0.0		

None of estimated emissions associated with this action are above the conformity threshold values established at 40 CFR 93.153 (b); Therefore, the requirements of the General Conformity Rule are not applicable.

---

Lorena Guerrero, Environmental Manager

---

DATE

# DETAIL AIR CONFORMITY APPLICABILITY MODEL REPORT

## 1. General Information

---

### - Action Location

**Base:** TRAVIS AFB

**State:** California

**County(s):** Solano

**Regulatory Area(s):** San Francisco Bay Area, CA

**- Action Title:** Reconstruction of RW 21R/03L with a Temporary Batch Plant

**- Project Number/s (if applicable):** N/A

**- Projected Action Start Date:** 5 / 2022

### - Action Purpose and Need:

The 60th Air Mobility Wing (60 AMW) at Travis Air Force Base (AFB), California, and the Air Mobility Command are proposing to reconstruct Runway 21R/03L to include all facilities inside the hold lines, including pavements, pavement markings, storm drainage, and airfield lights and signs. The purpose of the proposed reconstruction of Runway 21R/03L at Travis AFB is to correct significant deficiencies in the integrity of the runway's surface, meet current runway standards, and to facilitate the safe operation of mission-required modern aircraft within the land-use constraints in and around the installation.

The need for the proposed reconstruction of Runway 21R/03L is driven by Travis AFB's requirement to support unrestricted airfield operations 24 hours a day, 7 days a week and in all weather conditions using modern aircraft. Runway 21R/03L supports multiple military and civilian large frame aircraft including, but not limited to, the C-5, C-17, KC-10, 46, 747, etc. This is the base's only precision instrument approach runway and is critical in meeting Department of Defense (DOD) readiness requirements.

A recent evaluation of the runway's pavement surface revealed unsatisfactory conditions, resulting in pavement condition index (PCI) scores under 70, defined as fair to poor condition, in many sections of the runway. A PCI greater than 70 is required to ensure continued acceptable ratings (PCI scale is from 0 to 100). Currently, the runway operates under operational waivers which permit Travis AFB's mission to continue despite the runway's degraded condition, albeit under restrictions on allowable aircraft loads that aim to slow the rate of deterioration. The runway is frequently closed for spot repairs, further interrupting the mission. Eventually, ongoing deterioration of the pavement will render Runway 21R/03L unfit for continued use in the near future.

### - Action Description:

The Proposed Action would include demolition of the existing pavement down to subgrade, repair/replacement of drainage structures, reconstruction of the runway, removal of unnecessary paved surfaces, construction of a batch plant, installation/ construction of appurtenant structures, installation of lighting, clearance of vegetation, and construction of support/staging areas necessary to facilitate the proposed action.

The Proposed Action would involve demolition of the existing pavement. Demolition of the existing runway would be achieved by sawcutting the pavement into sections. Pavement sections would be removed using an excavator with a slab crab bucket. Depending on the condition of the material when it is removed, pavement would either be crushed, using a hydraulic concrete crusher or similar machinery, and reused as pavement subbase, or discarded. The total amount of paved surface area estimated to be removed is 387,300 square yards (sy), or approximately 120 acres. Since this project would reduce the width of the runway, remove unnecessary taxiways, and remove other unused paved surfaces, the total amount of paved surface area to be removed permanently is approximately 41 acres. Sub-surface drainage structures underlying the runway and surface drainage structures adjacent to the runway would be repaired or replaced with larger sized pipes as required. Following demolition, the runway would be reconstructed in the same footprint, with the same orientation and bearing. Concrete would be supplied using an on-site temporary batch plant. Materials would be delivered to the batch plant area using trucks, where a small amount would be stored for daily operations. Cement mixer trucks would transport PCC or HMA to the needed location. The width of the runway would be reduced from a

# DETAIL AIR CONFORMITY APPLICABILITY MODEL REPORT

total of 300 feet in width to a total of 200 feet in width. The runway itself would be 150 feet wide, with 25-foot paved shoulders on each side. The orientation of the taxiways would be adjusted to meet standards and excess pavement would be removed. Pavement outside the new boundary would be demolished, the area re-graded and converted to turf.

Note that because no change in mission operational requirements would result due to the Proposed Action, Steady State Emissions have been set to zero (baseline).

Under the No Action Alternative, the proposed reconstruction of Runway 21R/03L at Travis AFB would not proceed. Under this alternative, Travis AFB would be unable to maintain full mission readiness or support unrestricted, full-time airfield operations in inclement weather conditions. Eventually, the ongoing deterioration of the pavement surface of Runway 21R/03L would render the runway unfit for use, as minor maintenance actions are insufficient to restore the runway to full functionality, and the runway would be decommissioned in place. This would permanently impact airfield operations at Travis AFB by hampering the airfield's ability to support all-weather operations, and the airfield would be unable to support current and expected future airfield operations levels.

No other alternatives were considered beyond screening.

## - Point of Contact

**Name:** Lorena Guerrero  
**Title:** Environmental Manager  
**Organization:** USACE  
**Email:** Lorena.G.Guerrero@USACE.army.mil  
**Phone Number:** 916-557-7134

## - Activity List:

Activity Type		Activity Title
2.	Construction / Demolition	Site Preparation & Mobilization
3.	Construction / Demolition	Demolition
4.	Construction / Demolition	Repair and replacement of Drainage Structures
5.	Construction / Demolition	Reconstruction of Runway, Overruns, and Taxiways
6.	Construction / Demolition	Runway Painting and Marking

Emission factors and air emission estimating methods come from the United States Air Force's Air Emissions Guide for Air Force Stationary Sources, Air Emissions Guide for Air Force Mobile Sources, and Air Emissions Guide for Air Force Transitory Sources.

## 2. Construction / Demolition

---

### 2.1 General Information & Timeline Assumptions

#### - Activity Location

**County:** Solano  
**Regulatory Area(s):** San Francisco Bay Area, CA

**- Activity Title:** Site Preparation & Mobilization

#### - Activity Description:

Perform surveys, install conservation measures, remove vegetation, grade site, install (deliver) batch plant

# DETAIL AIR CONFORMITY APPLICABILITY MODEL REPORT

## - Activity Start Date

Start Month: 5  
Start Month: 2022

## - Activity End Date

Indefinite: False  
End Month: 7  
End Month: 2022

## - Activity Emissions:

Pollutant	Total Emissions (TONs)
VOC	0.552283
SO <sub>x</sub>	0.008430
NO <sub>x</sub>	3.560298
CO	2.822133
PM 10	101.546181

Pollutant	Total Emissions (TONs)
PM 2.5	0.145155
Pb	0.000000
NH <sub>3</sub>	0.000804
CO <sub>2e</sub>	836.3

## 2.1 Site Grading Phase

### 2.1.1 Site Grading Phase Timeline Assumptions

#### - Phase Start Date

Start Month: 5  
Start Quarter: 1  
Start Year: 2022

#### - Phase Duration

Number of Month: 3  
Number of Days: 0

### 2.1.2 Site Grading Phase Assumptions

#### - General Site Grading Information

Area of Site to be Graded (ft<sup>2</sup>): 3397680  
Amount of Material to be Hauled On-Site (yd<sup>3</sup>): 1500  
Amount of Material to be Hauled Off-Site (yd<sup>3</sup>): 1500

#### - Site Grading Default Settings

Default Settings Used: No  
Average Day(s) worked per week: 5

#### - Construction Exhaust

Equipment Name	Number Of Equipment	Hours Per Day
Graders Composite	2	8
Other Construction Equipment Composite	2	8
Rollers Composite	1	8
Rubber Tired Dozers Composite	3	8
Scrapers Composite	6	8
Sweepers/Scrubbers Composite	2	8
Tractors/Loaders/Backhoes Composite	2	8

#### - Vehicle Exhaust

Average Hauling Truck Capacity (yd<sup>3</sup>): 20  
Average Hauling Truck Round Trip Commute (mile): 10

# DETAIL AIR CONFORMITY APPLICABILITY MODEL REPORT

## - Vehicle Exhaust Vehicle Mixture (%)

	LDGV	LDGT	HDGV	LDDV	LDDT	HDDV	MC
POVs	0	0	0	0	0	100.00	0

## - Worker Trips

Average Worker Round Trip Commute (mile): 20

## - Worker Trips Vehicle Mixture (%)

	LDGV	LDGT	HDGV	LDDV	LDDT	HDDV	MC
POVs	50.00	50.00	0	0	0	0	0

## 2.1.3 Site Grading Phase Emission Factor(s)

### - Construction Exhaust Emission Factors (lb/hour)

Graders Composite								
	VOC	SO <sub>x</sub>	NO <sub>x</sub>	CO	PM 10	PM 2.5	CH <sub>4</sub>	CO <sub>2e</sub>
Emission Factors	0.0806	0.0014	0.4657	0.5731	0.0217	0.0217	0.0072	132.92
Other Construction Equipment Composite								
	VOC	SO <sub>x</sub>	NO <sub>x</sub>	CO	PM 10	PM 2.5	CH <sub>4</sub>	CO <sub>2e</sub>
Emission Factors	0.0507	0.0012	0.2785	0.3488	0.0105	0.0105	0.0045	122.61
Rollers Composite								
	VOC	SO <sub>x</sub>	NO <sub>x</sub>	CO	PM 10	PM 2.5	CH <sub>4</sub>	CO <sub>2e</sub>
Emission Factors	0.0499	0.0007	0.3198	0.3798	0.0180	0.0180	0.0045	67.149
Rubber Tired Dozers Composite								
	VOC	SO <sub>x</sub>	NO <sub>x</sub>	CO	PM 10	PM 2.5	CH <sub>4</sub>	CO <sub>2e</sub>
Emission Factors	0.1919	0.0024	1.3611	0.7352	0.0536	0.0536	0.0173	239.51
Scrapers Composite								
	VOC	SO <sub>x</sub>	NO <sub>x</sub>	CO	PM 10	PM 2.5	CH <sub>4</sub>	CO <sub>2e</sub>
Emission Factors	0.1723	0.0026	1.1176	0.7579	0.0447	0.0447	0.0155	262.87
Sweepers/Scrubbers Composite								
	VOC	SO <sub>x</sub>	NO <sub>x</sub>	CO	PM 10	PM 2.5	CH <sub>4</sub>	CO <sub>2e</sub>
Emission Factors	0.0497	0.0009	0.2947	0.4867	0.0123	0.0123	0.0044	78.655
Tractors/Loaders/Backhoes Composite								
	VOC	SO <sub>x</sub>	NO <sub>x</sub>	CO	PM 10	PM 2.5	CH <sub>4</sub>	CO <sub>2e</sub>
Emission Factors	0.0383	0.0007	0.2301	0.3598	0.0095	0.0095	0.0034	66.884

### - Vehicle Exhaust & Worker Trips Emission Factors (grams/mile)

	VOC	SO <sub>x</sub>	NO <sub>x</sub>	CO	PM 10	PM 2.5	Pb	NH <sub>3</sub>	CO <sub>2e</sub>
LDGV	000.114	000.003	000.084	000.992	000.047	000.020		000.023	00298.845
LDGT	000.288	000.004	000.178	001.871	000.048	000.021		000.024	00379.038
HDGV	000.600	000.011	001.339	008.875	000.183	000.078		000.045	01128.468
LDDV	000.026	000.003	000.125	000.281	000.060	000.032		000.008	00271.718
LDDT	000.094	000.003	000.533	000.594	000.112	000.082		000.008	00364.857
HDDV	000.194	000.014	004.796	001.133	000.211	000.117		000.028	01514.699
MC	004.452	000.002	001.252	023.791	000.019	000.009		000.054	00187.891

## 2.1.4 Site Grading Phase Formula(s)

### - Fugitive Dust Emissions per Phase

$$PM10_{FD} = (20 * ACRE * WD) / 2000$$

PM10<sub>FD</sub>: Fugitive Dust PM 10 Emissions (TONs)

20: Conversion Factor Acre Day to pounds (20 lb / 1 Acre Day)

# DETAIL AIR CONFORMITY APPLICABILITY MODEL REPORT

ACRE: Total acres (acres)  
WD: Number of Total Work Days (days)  
2000: Conversion Factor pounds to tons

## - Construction Exhaust Emissions per Phase

$$CEE_{POL} = (NE * WD * H * EF_{POL}) / 2000$$

CEE<sub>POL</sub>: Construction Exhaust Emissions (TONs)  
NE: Number of Equipment  
WD: Number of Total Work Days (days)  
H: Hours Worked per Day (hours)  
EF<sub>POL</sub>: Emission Factor for Pollutant (lb/hour)  
2000: Conversion Factor pounds to tons

## - Vehicle Exhaust Emissions per Phase

$$VMT_{VE} = (HA_{OnSite} + HA_{OffSite}) * (1 / HC) * HT$$

VMT<sub>VE</sub>: Vehicle Exhaust Vehicle Miles Travel (miles)  
HA<sub>OnSite</sub>: Amount of Material to be Hauled On-Site (yd<sup>3</sup>)  
HA<sub>OffSite</sub>: Amount of Material to be Hauled Off-Site (yd<sup>3</sup>)  
HC: Average Hauling Truck Capacity (yd<sup>3</sup>)  
(1 / HC): Conversion Factor cubic yards to trips (1 trip / HC yd<sup>3</sup>)  
HT: Average Hauling Truck Round Trip Commute (mile/trip)

$$V_{POL} = (VMT_{VE} * 0.002205 * EF_{POL} * VM) / 2000$$

V<sub>POL</sub>: Vehicle Emissions (TONs)  
VMT<sub>VE</sub>: Vehicle Exhaust Vehicle Miles Travel (miles)  
0.002205: Conversion Factor grams to pounds  
EF<sub>POL</sub>: Emission Factor for Pollutant (grams/mile)  
VM: Vehicle Exhaust On Road Vehicle Mixture (%)  
2000: Conversion Factor pounds to tons

## - Worker Trips Emissions per Phase

$$VMT_{WT} = WD * WT * 1.25 * NE$$

VMT<sub>WT</sub>: Worker Trips Vehicle Miles Travel (miles)  
WD: Number of Total Work Days (days)  
WT: Average Worker Round Trip Commute (mile)  
1.25: Conversion Factor Number of Construction Equipment to Number of Works  
NE: Number of Construction Equipment

$$V_{POL} = (VMT_{WT} * 0.002205 * EF_{POL} * VM) / 2000$$

V<sub>POL</sub>: Vehicle Emissions (TONs)  
VMT<sub>WT</sub>: Worker Trips Vehicle Miles Travel (miles)  
0.002205: Conversion Factor grams to pounds  
EF<sub>POL</sub>: Emission Factor for Pollutant (grams/mile)  
VM: Worker Trips On Road Vehicle Mixture (%)  
2000: Conversion Factor pounds to tons

## 3. Construction / Demolition

---

### 3.1 General Information & Timeline Assumptions



# DETAIL AIR CONFORMITY APPLICABILITY MODEL REPORT

## - Activity Location

County: Solano

Regulatory Area(s): San Francisco Bay Area, CA

## - Activity Title: Demolition

## - Activity Description:

Demolish existing runway by sawcutting the pavement into slabs. 30 percent of the material may be re-used as subbase.

## - Activity Start Date

Start Month: 8

Start Month: 2022

## - Activity End Date

Indefinite: False

End Month: 10

End Month: 2022

## - Activity Emissions:

Pollutant	Total Emissions (TONs)
VOC	0.224610
SO <sub>x</sub>	0.004362
NO <sub>x</sub>	1.696346
CO	1.404919
PM 10	3.365719

Pollutant	Total Emissions (TONs)
PM 2.5	0.064576
Pb	0.000000
NH <sub>3</sub>	0.002662
CO <sub>2</sub> e	429.5

## 3.1 Demolition Phase

### 3.1.1 Demolition Phase Timeline Assumptions

#### - Phase Start Date

Start Month: 8

Start Quarter: 1

Start Year: 2022

#### - Phase Duration

Number of Month: 3

Number of Days: 0

### 3.1.2 Demolition Phase Assumptions

#### - General Demolition Information

Area of Building to be demolished (ft<sup>2</sup>): 5227200

Height of Building to be demolished (ft): 3

#### - Default Settings Used: No

#### - Average Day(s) worked per week: 5

#### - Construction Exhaust

Equipment Name	Number Of Equipment	Hours Per Day
Concrete/Industrial Saws Composite	2	8

# DETAIL AIR CONFORMITY APPLICABILITY MODEL REPORT

Crushing/Proc. Equipment Composite	1	3
Excavators Composite	3	8
Rubber Tired Dozers Composite	2	8
Sweepers/Scrubbers Composite	2	8

## - Vehicle Exhaust

Average Hauling Truck Capacity (yd<sup>3</sup>): 20  
 Average Hauling Truck Round Trip Commute (mile): 10

## - Vehicle Exhaust Vehicle Mixture (%)

	LDGV	LDGT	HDGV	LDDV	LDDT	HDDV	MC
POVs	0	0	0	0	0	100.00	0

## - Worker Trips

Average Worker Round Trip Commute (mile): 20

## - Worker Trips Vehicle Mixture (%)

	LDGV	LDGT	HDGV	LDDV	LDDT	HDDV	MC
POVs	50.00	50.00	0	0	0	0	0

### 3.1.3 Demolition Phase Emission Factor(s)

#### - Construction Exhaust Emission Factors (lb/hour)

Concrete/Industrial Saws Composite								
	VOC	SO <sub>x</sub>	NO <sub>x</sub>	CO	PM 10	PM 2.5	CH <sub>4</sub>	CO <sub>2e</sub>
Emission Factors	0.0410	0.0006	0.2961	0.3743	0.0148	0.0148	0.0037	58.556
Crushing/Proc. Equipment Composite								
	VOC	SO <sub>x</sub>	NO <sub>x</sub>	CO	PM 10	PM 2.5	CH <sub>4</sub>	CO <sub>2e</sub>
Emission Factors	0.0819	0.0014	0.4910	0.6208	0.0233	0.0233	0.0073	132.49
Excavators Composite								
	VOC	SO <sub>x</sub>	NO <sub>x</sub>	CO	PM 10	PM 2.5	CH <sub>4</sub>	CO <sub>2e</sub>
Emission Factors	0.0648	0.0013	0.3170	0.5103	0.0136	0.0136	0.0058	119.72
Rubber Tired Dozers Composite								
	VOC	SO <sub>x</sub>	NO <sub>x</sub>	CO	PM 10	PM 2.5	CH <sub>4</sub>	CO <sub>2e</sub>
Emission Factors	0.1919	0.0024	1.3611	0.7352	0.0536	0.0536	0.0173	239.51
Sweepers/Scrubbers Composite								
	VOC	SO <sub>x</sub>	NO <sub>x</sub>	CO	PM 10	PM 2.5	CH <sub>4</sub>	CO <sub>2e</sub>
Emission Factors	0.0497	0.0009	0.2947	0.4867	0.0123	0.0123	0.0044	78.655

#### - Vehicle Exhaust & Worker Trips Emission Factors (grams/mile)

	VOC	SO <sub>x</sub>	NO <sub>x</sub>	CO	PM 10	PM 2.5	Pb	NH <sub>3</sub>	CO <sub>2e</sub>
LDGV	000.114	000.003	000.084	000.992	000.047	000.020		000.023	00298.845
LDGT	000.288	000.004	000.178	001.871	000.048	000.021		000.024	00379.038
HDGV	000.600	000.011	001.339	008.875	000.183	000.078		000.045	01128.468
LDDV	000.026	000.003	000.125	000.281	000.060	000.032		000.008	00271.718
LDDT	000.094	000.003	000.533	000.594	000.112	000.082		000.008	00364.857
HDDV	000.194	000.014	004.796	001.133	000.211	000.117		000.028	01514.699
MC	004.452	000.002	001.252	023.791	000.019	000.009		000.054	00187.891

### 3.1.4 Demolition Phase Formula(s)

#### - Fugitive Dust Emissions per Phase

$$PM_{10FD} = (0.00042 * BA * BH) / 2000$$

# DETAIL AIR CONFORMITY APPLICABILITY MODEL REPORT

PM10<sub>FD</sub>: Fugitive Dust PM 10 Emissions (TONs)  
0.00042: Emission Factor (lb/ft<sup>3</sup>)  
BA: Area of Building to be demolished (ft<sup>2</sup>)  
BH: Height of Building to be demolished (ft)  
2000: Conversion Factor pounds to tons

## - Construction Exhaust Emissions per Phase

$$CEE_{POL} = (NE * WD * H * EF_{POL}) / 2000$$

CEE<sub>POL</sub>: Construction Exhaust Emissions (TONs)  
NE: Number of Equipment  
WD: Number of Total Work Days (days)  
H: Hours Worked per Day (hours)  
EF<sub>POL</sub>: Emission Factor for Pollutant (lb/hour)  
2000: Conversion Factor pounds to tons

## - Vehicle Exhaust Emissions per Phase

$$VMT_{VE} = BA * BH * (1 / 27) * 0.25 * (1 / HC) * HT$$

VMT<sub>VE</sub>: Vehicle Exhaust Vehicle Miles Travel (miles)  
BA: Area of Building being demolish (ft<sup>2</sup>)  
BH: Height of Building being demolish (ft)  
(1 / 27): Conversion Factor cubic feet to cubic yards (1 yd<sup>3</sup> / 27 ft<sup>3</sup>)  
0.25: Volume reduction factor (material reduced by 75% to account for air space)  
HC: Average Hauling Truck Capacity (yd<sup>3</sup>)  
(1 / HC): Conversion Factor cubic yards to trips (1 trip / HC yd<sup>3</sup>)  
HT: Average Hauling Truck Round Trip Commute (mile/trip)

$$V_{POL} = (VMT_{VE} * 0.002205 * EF_{POL} * VM) / 2000$$

V<sub>POL</sub>: Vehicle Emissions (TONs)  
VMT<sub>VE</sub>: Vehicle Exhaust Vehicle Miles Travel (miles)  
0.002205: Conversion Factor grams to pounds  
EF<sub>POL</sub>: Emission Factor for Pollutant (grams/mile)  
VM: Vehicle Exhaust On Road Vehicle Mixture (%)  
2000: Conversion Factor pounds to tons

## - Worker Trips Emissions per Phase

$$VMT_{WT} = WD * WT * 1.25 * NE$$

VMT<sub>WT</sub>: Worker Trips Vehicle Miles Travel (miles)  
WD: Number of Total Work Days (days)  
WT: Average Worker Round Trip Commute (mile)  
1.25: Conversion Factor Number of Construction Equipment to Number of Works  
NE: Number of Construction Equipment

$$V_{POL} = (VMT_{WT} * 0.002205 * EF_{POL} * VM) / 2000$$

V<sub>POL</sub>: Vehicle Emissions (TONs)  
VMT<sub>WT</sub>: Worker Trips Vehicle Miles Travel (miles)  
0.002205: Conversion Factor grams to pounds  
EF<sub>POL</sub>: Emission Factor for Pollutant (grams/mile)  
VM: Worker Trips On Road Vehicle Mixture (%)  
2000: Conversion Factor pounds to tons

# DETAIL AIR CONFORMITY APPLICABILITY MODEL REPORT

## 4. Construction / Demolition

---

### 4.1 General Information & Timeline Assumptions

- Activity Location

County: Solano

Regulatory Area(s): San Francisco Bay Area, CA

- Activity Title: Repair and replacement of Drainage Structures

- Activity Description:

Remove current drainage system, repair/replace with larger sized pipes, and stabilize subgrade.

- Activity Start Date

Start Month: 9

Start Month: 2022

- Activity End Date

Indefinite: False

End Month: 10

End Month: 2022

- Activity Emissions:

Pollutant	Total Emissions (TONs)
VOC	0.057916
SO <sub>x</sub>	0.001036
NO <sub>x</sub>	0.320422
CO	0.415124
PM 10	0.451718

Pollutant	Total Emissions (TONs)
PM 2.5	0.013708
Pb	0.000000
NH <sub>3</sub>	0.000237
CO <sub>2e</sub>	96.6

### 4.1 Trenching/Excavating Phase

#### 4.1.1 Trenching / Excavating Phase Timeline Assumptions

- Phase Start Date

Start Month: 9

Start Quarter: 1

Start Year: 2022

- Phase Duration

Number of Month: 2

Number of Days: 0

#### 4.1.2 Trenching / Excavating Phase Assumptions

- General Trenching/Excavating Information

Area of Site to be Trenched/Excavated (ft<sup>2</sup>): 22000

Amount of Material to be Hauled On-Site (yd<sup>3</sup>): 0

Amount of Material to be Hauled Off-Site (yd<sup>3</sup>): 814

- Trenching Default Settings

Default Settings Used: No

Average Day(s) worked per week: 5

# DETAIL AIR CONFORMITY APPLICABILITY MODEL REPORT

## - Construction Exhaust

Equipment Name	Number Of Equipment	Hours Per Day
Excavators Composite	2	8
Other General Industrial Equipmen Composite	1	8
Pumps Composite	2	2
Tractors/Loaders/Backhoes Composite	1	8
Welders Composite	2	8

## - Vehicle Exhaust

Average Hauling Truck Capacity (yd<sup>3</sup>): 20

Average Hauling Truck Round Trip Commute (mile): 10

## - Vehicle Exhaust Vehicle Mixture (%)

	LDGV	LDGT	HDGV	LDDV	LDDT	HDDV	MC
POVs	0	0	0	0	0	100.00	0

## - Worker Trips

Average Worker Round Trip Commute (mile): 20

## - Worker Trips Vehicle Mixture (%)

	LDGV	LDGT	HDGV	LDDV	LDDT	HDDV	MC
POVs	50.00	50.00	0	0	0	0	0

## 4.1.3 Trenching / Excavating Phase Emission Factor(s)

### - Construction Exhaust Emission Factors (lb/hour)

### - Vehicle Exhaust & Worker Trips Emission Factors (grams/mile)

	VOC	SO <sub>x</sub>	NO <sub>x</sub>	CO	PM 10	PM 2.5	Pb	NH <sub>3</sub>	CO <sub>2e</sub>
LDGV	000.240	000.004	000.179	002.019	000.047	000.020		000.034	00349.301
LDGT	000.529	000.004	000.390	003.951	000.049	000.022		000.034	00438.299
HDGV	001.133	000.012	002.177	017.401	000.185	000.079		000.045	01175.364
LDDV	000.057	000.003	000.387	000.455	000.084	000.055		000.008	00322.805
LDDT	000.127	000.004	000.747	000.768	000.138	000.107		000.008	00404.546
HDDV	000.429	000.015	008.814	001.758	000.338	000.240		000.029	01587.930
MC	004.838	000.002	001.285	028.044	000.019	000.009		000.050	00181.592

## 4.1.4 Trenching / Excavating Phase Formula(s)

### - Fugitive Dust Emissions per Phase

$$PM10_{FD} = (20 * ACRE * WD) / 2000$$

PM10<sub>FD</sub>: Fugitive Dust PM 10 Emissions (TONs)

20: Conversion Factor Acre Day to pounds (20 lb / 1 Acre Day)

ACRE: Total acres (acres)

WD: Number of Total Work Days (days)

2000: Conversion Factor pounds to tons

### - Construction Exhaust Emissions per Phase

$$CEE_{POL} = (NE * WD * H * EF_{POL}) / 2000$$

CEE<sub>POL</sub>: Construction Exhaust Emissions (TONs)

NE: Number of Equipment

# DETAIL AIR CONFORMITY APPLICABILITY MODEL REPORT

WD: Number of Total Work Days (days)  
H: Hours Worked per Day (hours)  
EF<sub>POL</sub>: Emission Factor for Pollutant (lb/hour)  
2000: Conversion Factor pounds to tons

## - Vehicle Exhaust Emissions per Phase

$$VMT_{VE} = (HA_{OnSite} + HA_{OffSite}) * (1 / HC) * HT$$

VMT<sub>VE</sub>: Vehicle Exhaust Vehicle Miles Travel (miles)  
HA<sub>OnSite</sub>: Amount of Material to be Hauled On-Site (yd<sup>3</sup>)  
HA<sub>OffSite</sub>: Amount of Material to be Hauled Off-Site (yd<sup>3</sup>)  
HC: Average Hauling Truck Capacity (yd<sup>3</sup>)  
(1 / HC): Conversion Factor cubic yards to trips (1 trip / HC yd<sup>3</sup>)  
HT: Average Hauling Truck Round Trip Commute (mile/trip)

$$V_{POL} = (VMT_{VE} * 0.002205 * EF_{POL} * VM) / 2000$$

V<sub>POL</sub>: Vehicle Emissions (TONs)  
VMT<sub>VE</sub>: Vehicle Exhaust Vehicle Miles Travel (miles)  
0.002205: Conversion Factor grams to pounds  
EF<sub>POL</sub>: Emission Factor for Pollutant (grams/mile)  
VM: Vehicle Exhaust On Road Vehicle Mixture (%)  
2000: Conversion Factor pounds to tons

## - Worker Trips Emissions per Phase

$$VMT_{WT} = WD * WT * 1.25 * NE$$

VMT<sub>WT</sub>: Worker Trips Vehicle Miles Travel (miles)  
WD: Number of Total Work Days (days)  
WT: Average Worker Round Trip Commute (mile)  
1.25: Conversion Factor Number of Construction Equipment to Number of Works  
NE: Number of Construction Equipment

$$V_{POL} = (VMT_{WT} * 0.002205 * EF_{POL} * VM) / 2000$$

V<sub>POL</sub>: Vehicle Emissions (TONs)  
VMT<sub>VE</sub>: Worker Trips Vehicle Miles Travel (miles)  
0.002205: Conversion Factor grams to pounds  
EF<sub>POL</sub>: Emission Factor for Pollutant (grams/mile)  
VM: Worker Trips On Road Vehicle Mixture (%)  
2000: Conversion Factor pounds to tons

## 5. Construction / Demolition

---

### 5.1 General Information & Timeline Assumptions

#### - Activity Location

County: Solano

Regulatory Area(s): San Francisco Bay Area, CA

- Activity Title: Reconstruction of Runway, Overruns, and Taxiways

- Activity Description:

# DETAIL AIR CONFORMITY APPLICABILITY MODEL REPORT

Reconstruct runway in the same footprint, reducing the width from 300 feet to 200 feet total width. Extend overruns to 1000 feet long on each side. Repave taxiways to the hold lines.

## - Activity Start Date

Start Month: 5

Start Month: 2023

## - Activity End Date

Indefinite: False

End Month: 9

End Month: 2023

## - Activity Emissions:

Pollutant	Total Emissions (TONs)
VOC	0.390381
SO <sub>x</sub>	0.003987
NO <sub>x</sub>	1.715303
CO	1.885081
PM 10	0.084235

Pollutant	Total Emissions (TONs)
PM 2.5	0.080503
Pb	0.000000
NH <sub>3</sub>	0.002819
CO <sub>2</sub> e	351.1

## 5.1 Paving Phase

### 5.1.1 Paving Phase Timeline Assumptions

#### - Phase Start Date

Start Month: 5

Start Quarter: 1

Start Year: 2023

#### - Phase Duration

Number of Month: 5

Number of Days: 0

### 5.1.2 Paving Phase Assumptions

#### - General Paving Information

Paving Area (ft<sup>2</sup>): 3120560

#### - Paving Default Settings

Default Settings Used: No

Average Day(s) worked per week: 5

#### - Construction Exhaust

Equipment Name	Number Of Equipment	Hours Per Day
Cement and Mortar Mixers Composite	20	8
Dumpers/Tenders Composite	10	8
Pavers Composite	1	8
Paving Equipment Composite	2	8
Rollers Composite	2	6
Sweepers/Scrubbers Composite	2	8

#### - Vehicle Exhaust

Average Hauling Truck Round Trip Commute (mile): 5



# DETAIL AIR CONFORMITY APPLICABILITY MODEL REPORT

## - Vehicle Exhaust Vehicle Mixture (%)

	LDGV	LDGT	HDGV	LDDV	LDDT	HDDV	MC
POVs	0	0	0	0	0	100.00	0

## - Worker Trips

Average Worker Round Trip Commute (mile): 20

## - Worker Trips Vehicle Mixture (%)

	LDGV	LDGT	HDGV	LDDV	LDDT	HDDV	MC
POVs	50.00	50.00	0	0	0	0	0

### 5.1.3 Paving Phase Emission Factor(s)

## - Construction Exhaust Emission Factors (lb/hour)

## - Vehicle Exhaust & Worker Trips Emission Factors (grams/mile)

	VOC	SO <sub>x</sub>	NO <sub>x</sub>	CO	PM 10	PM 2.5	Pb	NH <sub>3</sub>	CO <sub>2</sub> e
LDGV	000.240	000.004	000.179	002.019	000.047	000.020		000.034	00349.301
LDGT	000.529	000.004	000.390	003.951	000.049	000.022		000.034	00438.299
HDGV	001.133	000.012	002.177	017.401	000.185	000.079		000.045	01175.364
LDDV	000.057	000.003	000.387	000.455	000.084	000.055		000.008	00322.805
LDDT	000.127	000.004	000.747	000.768	000.138	000.107		000.008	00404.546
HDDV	000.429	000.015	008.814	001.758	000.338	000.240		000.029	01587.930
MC	004.838	000.002	001.285	028.044	000.019	000.009		000.050	00181.592

### 5.1.4 Paving Phase Formula(s)

## - Construction Exhaust Emissions per Phase

$$CEE_{POL} = (NE * WD * H * EF_{POL}) / 2000$$

CEE<sub>POL</sub>: Construction Exhaust Emissions (TONs)

NE: Number of Equipment

WD: Number of Total Work Days (days)

H: Hours Worked per Day (hours)

EF<sub>POL</sub>: Emission Factor for Pollutant (lb/hour)

2000: Conversion Factor pounds to tons

## - Vehicle Exhaust Emissions per Phase

$$VMT_{VE} = PA * 0.25 * (1 / 27) * (1 / HC) * HT$$

VMT<sub>VE</sub>: Vehicle Exhaust Vehicle Miles Travel (miles)

PA: Paving Area (ft<sup>2</sup>)

0.25: Thickness of Paving Area (ft)

(1 / 27): Conversion Factor cubic feet to cubic yards (1 yd<sup>3</sup> / 27 ft<sup>3</sup>)

HC: Average Hauling Truck Capacity (yd<sup>3</sup>)

(1 / HC): Conversion Factor cubic yards to trips (1 trip / HC yd<sup>3</sup>)

HT: Average Hauling Truck Round Trip Commute (mile/trip)

$$V_{POL} = (VMT_{VE} * 0.002205 * EF_{POL} * VM) / 2000$$

V<sub>POL</sub>: Vehicle Emissions (TONs)

VMT<sub>VE</sub>: Vehicle Exhaust Vehicle Miles Travel (miles)

0.002205: Conversion Factor grams to pounds

EF<sub>POL</sub>: Emission Factor for Pollutant (grams/mile)

VM: Vehicle Exhaust On Road Vehicle Mixture (%)

# DETAIL AIR CONFORMITY APPLICABILITY MODEL REPORT

2000: Conversion Factor pounds to tons

## - Worker Trips Emissions per Phase

$$VMT_{WT} = WD * WT * 1.25 * NE$$

$VMT_{WT}$ : Worker Trips Vehicle Miles Travel (miles)

WD: Number of Total Work Days (days)

WT: Average Worker Round Trip Commute (mile)

1.25: Conversion Factor Number of Construction Equipment to Number of Works

NE: Number of Construction Equipment

$$V_{POL} = (VMT_{WT} * 0.002205 * EF_{POL} * VM) / 2000$$

$V_{POL}$ : Vehicle Emissions (TONs)

$VMT_{VE}$ : Worker Trips Vehicle Miles Travel (miles)

0.002205: Conversion Factor grams to pounds

$EF_{POL}$ : Emission Factor for Pollutant (grams/mile)

VM: Worker Trips On Road Vehicle Mixture (%)

2000: Conversion Factor pounds to tons

## - Off-Gassing Emissions per Phase

$$VOC_P = (2.62 * PA) / 43560$$

$VOC_P$ : Paving VOC Emissions (TONs)

2.62: Emission Factor (lb/acre)

PA: Paving Area (ft<sup>2</sup>)

43560: Conversion Factor square feet to acre (43560 ft<sup>2</sup> / acre)<sup>2</sup> / acre)

## 6. Construction / Demolition

---

### 6.1 General Information & Timeline Assumptions

#### - Activity Location

County: Solano

Regulatory Area(s): San Francisco Bay Area, CA

- Activity Title: Runway Painting and Marking

#### - Activity Description:

Paint runway and taxiways with low VOC paint

#### - Activity Start Date

Start Month: 9

Start Month: 2023

#### - Activity End Date

Indefinite: False

End Month: 10

End Month: 2023

#### - Activity Emissions:

Pollutant	Total Emissions (TONs)
VOC	0.255200
SO <sub>x</sub>	0.000000

Pollutant	Total Emissions (TONs)
PM 2.5	0.000000
Pb	0.000000

# DETAIL AIR CONFORMITY APPLICABILITY MODEL REPORT

NO <sub>x</sub>	0.000000
CO	0.000000
PM 10	0.000000

NH <sub>3</sub>	0.000000
CO <sub>2e</sub>	0.0

## 6.1 Architectural Coatings Phase

### 6.1.1 Architectural Coatings Phase Timeline Assumptions

#### - Phase Start Date

Start Month: 9  
Start Quarter: 1  
Start Year: 2023

#### - Phase Duration

Number of Month: 2  
Number of Days: 0

### 6.1.2 Architectural Coatings Phase Assumptions

#### - General Architectural Coatings Information

Building Category: Non-Residential  
Total Square Footage (ft<sup>2</sup>): 22000  
Number of Units: N/A

#### - Architectural Coatings Default Settings

Default Settings Used: Yes  
Average Day(s) worked per week: 5 (default)

#### - Worker Trips

Average Worker Round Trip Commute (mile): 20 (default)

#### - Worker Trips Vehicle Mixture (%)

	LDGV	LDGT	HDGV	LDDV	LDDT	HDDV	MC
POVs	50.00	50.00	0	0	0	0	0

### 6.1.3 Architectural Coatings Phase Emission Factor(s)

#### - Worker Trips Emission Factors (grams/mile)

	VOC	SO <sub>x</sub>	NO <sub>x</sub>	CO	PM 10	PM 2.5	Pb	NH <sub>3</sub>	CO <sub>2e</sub>
LDGV	000.240	000.004	000.179	002.019	000.047	000.020		000.034	00349.301
LDGT	000.529	000.004	000.390	003.951	000.049	000.022		000.034	00438.299
HDGV	001.133	000.012	002.177	017.401	000.185	000.079		000.045	01175.364
LDDV	000.057	000.003	000.387	000.455	000.084	000.055		000.008	00322.805
LDDT	000.127	000.004	000.747	000.768	000.138	000.107		000.008	00404.546
HDDV	000.429	000.015	008.814	001.758	000.338	000.240		000.029	01587.930
MC	004.838	000.002	001.285	028.044	000.019	000.009		000.050	00181.592

### 6.1.4 Architectural Coatings Phase Formula(s)

#### - Worker Trips Emissions per Phase

$$VMT_{WT} = (1 * WT * PA) / 800$$

VMT<sub>WT</sub>: Worker Trips Vehicle Miles Travel (miles)

1: Conversion Factor man days to trips ( 1 trip / 1 man \* day)

# DETAIL AIR CONFORMITY APPLICABILITY MODEL REPORT

WT: Average Worker Round Trip Commute (mile)

PA: Paint Area (ft<sup>2</sup>)

800: Conversion Factor square feet to man days ( 1 ft<sup>2</sup> / 1 man \* day)

$$V_{POL} = (VMT_{WT} * 0.002205 * EF_{POL} * VM) / 2000$$

V<sub>POL</sub>: Vehicle Emissions (TONs)

VMT<sub>WT</sub>: Worker Trips Vehicle Miles Travel (miles)

0.002205: Conversion Factor grams to pounds

EF<sub>POL</sub>: Emission Factor for Pollutant (grams/mile)

VM: Worker Trips On Road Vehicle Mixture (%)

2000: Conversion Factor pounds to tons

## - Off-Gassing Emissions per Phase

$$VOC_{AC} = (AB * 2.0 * 0.0116) / 2000.0$$

VOC<sub>AC</sub>: Architectural Coating VOC Emissions (TONs)

BA: Area of Building (ft<sup>2</sup>)

2.0: Conversion Factor total area to coated area (2.0 ft<sup>2</sup> coated area / total area)

0.0116: Emission Factor (lb/ft<sup>2</sup>)

2000: Conversion Factor pounds to tons

## Appendix E- Earth Resources

E-1 Soil Sampling Report

E-2 Soil Characterization Report

## E-1 Soil Sampling Report



1325 J Street  
Sacramento, CA 95814  
phone (916) 557-5112

## TECHNICAL MEMORANDUM

DATE: December 22, 2020  
TO: Jessica Faragalli, Project Manager  
FROM: Cory Koger, Technical Lead  
RE: Soil Characterization Report, 21R/03L Runway Repair, Travis Air Force Base, Fairfield, California. Supporting documentation for an Environmental Assessment and Contract Acquisition

---

Prepared for:



Travis Air Force Base, Solano County, California

The United States Army Corps of Engineers (USACE) was tasked to prepare this technical memorandum (tech memo) in support of an Environmental Assessment (EA) and contract acquisition for Project 21R/03L Runway Repair, Travis Air Force Base (TAFB), Fairfield, California. This tech memo briefly summarizes the results of soil sampling performed in June 2020, within the project area adjacent to the existing runway and aprons (Figure 1). The USACE is supporting Travis Air Force Base with the Runway 21R/03L Repair Project.

Unless otherwise noted, all work was performed in compliance with the Revised Final Quality Assurance Project Plan (QAPP), Environmental Impact Assessment (USACE 2020) that were prepared prior to soil sampling activities. The QAPP was reviewed and concurred with by TAFB environmental personnel. The QAPP described the scope of work associated with field activities and specified the procedures to be used for sampling. It also presented the data quality objectives, measurement performance criteria, secondary data uses and limitations, project action limits and laboratory specific detection/quantitation limits, analytical quality control and corrective action, assessments and corrective action, and data verification and validation inputs for this project. All fieldwork was conducted in accordance with the Abbreviated Accident Prevention Plan prepared for this project.

The objective was to characterize soil, potentially impacted by current and past runway operations, to determine if material could be left in place and reused during construction or would require removal and offsite disposal. The technical approach was based on site-specific details such as location, history, physical characteristics, land use, and a potential contaminant release summary and exposure profile. Previous investigations, secondary



data, and other relevant supporting information were also included in the base assessment.

Based on the above uses of the interior runway for equipment and troop transport, the likely contaminant releases are related to runway operations related to aircraft fueling. Therefore, the suspected contaminants of concern are Jet Fuel and TPH-Diesel range organics, either from incidental spills and or releases during flight operations. Due to releases documented in previous investigations, gasoline, lead, benzene, toluene, ethylene and xylenes (BTEX) were also included in the analyte suite.

## **SITE ACTIVITIES**

### **Pre-sampling Activities**

Prior to the start of field work, the proposed sample locations were marked using a GPS unit along both sides of the runway, the overrun and along footprints of Taxiway November and cross taxiways, and taxiways in the approach area. A map was generated showing the proposed sample locations in order that utilities could be marked in advance of the actual sample collection to obtain the required digging permit.

Sample collection scheduled during a rubber removal operation and the runway was closed to aircraft. Even though the runway was closed, the field crew still needed to gain access to the restricted area. Since TAFB could not provide an escort, the alternative was to take the airfield driving course. Several USACE personnel took and passed the course which permitted the field crew access to the restricted areas to be sampled while complying with the base regulations.

### **Sampling Activities**

The field team deployed to runway 21R/03L and collected samples from 22 through 25 June 2020 during the scheduled Rubber Removal Project. Sample collection was performed adjacent to and within a few feet along the edges of the existing runway footprint as well as along the perimeters of Taxiway November (and cross taxiways of Hotel, Charlie, Juliette, Kilo, Lima, and Mike) and the approach area taxiways, (Delta, Echo, Foxtrot, Papa, and Romeo). All fieldwork followed the general procedures outlined in the QAPP. Minor

variations in sample locations were made in the field as conditions dictated. GPS coordinates at each location were either confirmed or re-recorded due to changes in sample locations, particularly in the runway approach area to avoid sample collection in documented wetlands.

The QAPP specified the use of a hand auger and a sample collection depth of 3-12 inches below ground surface (bgs). During the initial marking of the sample locations it was observed that the ground surfaces along the runways and taxiways varied from dense grass, dry vegetation, to non-vegetated soil. As a result, it was determined a stainless-steel shovel would probably be more a more effective digging tool to collect soil samples.

Ninety (90) primary samples and five (5) quality assurance (QA) samples were collected and analyzed for TPH Diesel (TPH-DRO), TPH Gasoline (TPH-GRO) and lead. Volatiles benzene, toluene, ethylbenzene, and xylene (BTEX) samples could not be collected due to the dry, dense, hard, and compacted surface and subsurface. The primary samples were collected from 0-3 inches bgs. The five QA samples were collected from 0-12 inches bgs but each of the holes was very difficult to dig and consisted primarily of small and densely packed gravel with lesser amounts of a silty-sandy matrix.

Once broken-up and loosened soil from each location was placed, using a stainless-steel spoon, into and filled 4 ounce wide mouth glass jars with Teflon lids, labeled, and placed into ice filled coolers for same day shipment to the laboratory.

### **Sampling Handling and Shipping**

Samples were transported to RTI Laboratories, Inc. in Livonia, Michigan daily after sample collection and packaging. The following procedures were used when packing and transporting samples:

- Plastic coolers used as shipping containers.
- The container lid taped shut with fiber-reinforced tape.
- Samples were labeled and packaged in individual plastic bags and placed in a sample cooler 6

with ice sealed in double plastic bags.

- Each cooler required temperature preservation and contained a temperature blank and a trip blank received from the lab.
- Chain-of-custody forms placed in a waterproof plastic bag and taped it to the inside of the cooler.
- Two numbered and signed custody seals placed on container, one at the front right and one at the left side of the cooler.
- Coolers were shipped by FedEx for delivery to RTI Laboratories, Inc. in Livonia, Michigan to meet proper holding times.
- With the exception of one cooler, all coolers arrived the following day after shipment at the laboratory. The cooler shipped on the final day, Friday 26 June, was sent to an incorrect FedEx transfer location and was not delivered to the laboratory until the following Monday. Although the temperature in the cooler was slightly elevated, sample temperatures were within acceptable ranges.

## **RESULTS OF JUNE 2020 SOIL SAMPLING**

Table 1 presents the results of the June 2020 soil sampling event at TAFB. Results were compared to appropriate screening criteria to determine if potentially impacted soil can be left in place, reused during runway repair, or should be hauled offsite for proper disposal. Lead results were compared to the November 2020 USEPA industrial Regional Screening Level (RSL; <https://www.epa.gov/risk/regional-screening-levels-rsls-generic-tables>) of 800 mg/kg. The TPH-DRO (diesel and jet fuel) and TPH-GRO (gasoline) results were compared to the January 2019 Regional Water Quality Control Board Industrial Environmental Screening Levels (ESL; [https://www.waterboards.ca.gov/sanfranciscobay/water\\_issues/programs/esl.html](https://www.waterboards.ca.gov/sanfranciscobay/water_issues/programs/esl.html)) for potential leaching into a non-drinking water source aquifer. The screening levels are 730 mg/kg and 490 mg/kg for TPH-DRO and TPH-GRO, respectively.

The laboratory data sheets can be found in Appendix A.

## **DATA VERIFICATION**

USACE conducted a data quality assessment that is memorialized in a Chemical Data Quality Assessment Summary Report (CDQAR) included in this report as Appendix B. The CDQAR did not find significant issues associated with data quality, none of the data was rejected, and all data was usable for the intended purpose of comparison to appropriate screening criteria.

## **CONCLUSIONS**

All measured soil concentrations were below the appropriate respective comparison criteria, which indicates that the material is suitable to leave in place during construction activities for Runway Repair. However, if soil adjacent to the existing runway is excavated and proposed for offsite disposal, waste characterization and transport to an appropriate facility will be required. No impacts to current receptors or repair activities are anticipated.

## **REFERENCES**

USACE, 2020. Revised Final UFP-QAPP [Environmental Impact Assessment - Soil Investigation], Travis Air Force Base, Fairfield, California. May.

## TABLES

**TABLE 1: Data Summary Table**

**Travis Air Force Base Runway 21R/03L June 2020 Data Summary Report**  
**Fairfield, California**

Sample ID Number	Analyte	Lead <sup>1</sup> (mg/kg)	TPH-DRO <sup>2</sup> (mg/kg)	TPH-GRO <sup>2</sup> (mg/kg)
	Project			
	Action Limit	800	730	790
TAFBS-S-1		11	12	ND<0.23
TAFBS-S-2		99	20	ND<0.21
TAFBS-S-3		29	ND<0.34	ND<0.21
TAFBS-S-4		56	37	ND<0.21
TAFBS-S-5		79	20	ND<0.21
TAFBS-S-6		620	200	ND<0.24
TAFBS-S-7		20	0.76	1.6 J-
TAFBS-S-8		28	0.73	1.5 J-
TAFBS-S-9		17	0.74	1.4 J-
TAFBS-S-10		20	0.75	1.6 J-
TAFBS-S-11		14	0.75	1.6
TAFBS-S-12		14	0.72	1.6
TAFBS-S-13		17	0.73	1.5
TAFBS-S-14		23	0.76	1.6
TAFBS-S-15		11	2.2	1.6
TAFBS-S-16		26	0.72	1.5
TAFBS-S-17		18	0.71	1.4
TAFBS-S-18		12	0.73	1.5
TAFBS-S-19		8.3	0.72	1.5
TAFBS-S-20		55	0.72	1.5
TAFBS-S-21		15	0.72	1.4
TAFBS-S-22		13	0.76	1.6
TAFBS-S-23		12	0.74	1.5
TAFBS-S-24		18	0.73	1.5
TAFBS-S-25		15	0.73	1.5
TAFBS-S-26		15	2.2	1.5
TAFBS-S-27		17	10	1.4
TAFBS-S-28		2.6	0.71	1.4
TAFBS-S-29		38	0.73	1.5
TAFBS-S-30		17	0.73	1.5
TAFBS-S-31		6	0.72	1.5
TAFBS-S-32		19	0.72	1.5
TAFBS-S-33		24	18	1.4
TAFBS-S-34		12	0.7	1.4
TAFBS-S-35		15	0.74	1.5
TAFBS-S-36		27	0.7	1.4
TAFBS-S-37		41	12	1.4

TAFBS-S-38	22	12	1.4
TAFBS-S-39	11	0.73	1.5
TAFBS-S-40	24	0.7	1.4
TAFBS-S-41	24	0.69	1.3
TAFBS-S-42	26	0.72	1.5
TAFBS-S-43	41	0.71	1.4
TAFBS-S-44	150	69	1.4
TAFBS-S-45	76	0.69	1.3
TAFBS-S-46	26	0.71	1.4
TAFBS-S-47	15	0.7	1.4
TAFBS-S-48	13	0.71	1.4
TAFBS-S-49	12	0.71	1.4
TAFBS-S-50	11	0.72	1.5
TAFBS-S-51	27	2.1	1.4
TAFBS-S-52	19	0.71	1.4
TAFBS-S-53	44	0.71	1.4
TAFBS-S-54	12	0.71	1.4
TAFBS-S-55	12	0.71	1.4
TAFBS-S-56	10	0.76	1.4
TAFBS-S-57	23	0.71	1.4
TAFBS-S-58	9.4	0.72	1.5
TAFBS-S-59	29	0.72	1.5
TAFBS-S-60	27	1.4	1.3
TAFBS-S-61	24	48	1.4
TAFBS-S-62	110	48	1.3
TAFBS-S-63	12	0.72	1.5
TAFBS-S-64	37	2.3	1.6
TAFBS-S-65	71	71	1.4
TAFBS-S-66	23	5.6	1.3
TAFBS-S-67	96	650	1.4
TAFBS-S-68	44	280	1.4
TAFBS-S-69	210	84	1.4
TAFBS-S-70	22	12	1.4
TAFBS-S-71	17	3.4	1.4
TAFBS-S-72	6.5	0.73	1.5
TAFBS-S-73	9.8	3.6	1.5
TAFBS-S-74	19	0.75	1.6
TAFBS-S-75	35	0.73	1.5
TAFBS-S-76	9.1	0.7	1.4
TAFBS-S-77	8.5	2.8	1.4
TAFBS-S-78	3.5	0.7	1.4
TAFBS-S-79	6.4	0.71	1.4
TAFBS-S-80	24	0.7	1.4
TAFBS-S-81	9.7	0.73	1.5
TAFBS-S-82	5.8	0.69	1.4
TAFBS-S-83	6.4	0.72	1.5
TAFBS-S-84	10	17	1.4

TAFBS-S-85	21	21	1.4
TAFBS-S-86	12	0.7	1.4
TAFBS-S-87	4.6	0.71	1.4
TAFBS-S-88	4.4	0.7	1.4
TAFBS-S-89	9.1	0.71	1.5
TAFBS-S-90	12	7.7	1.4

TPH-DRO = Total Petroleum Hydrocarbons Diesel Range

TPH-GRO = Total Petroleum Hydrocarbons Gasoline Range

1 Action limit is the November 2020 USEPA industrial Regional Screening Level

<https://www.epa.gov/risk/regional-screening-levels-rsls-generic-tables>

2 Action limit is the February 2019 industrial Environmental Screening Level

[https://www.waterboards.ca.gov/sanfranciscobay/water\\_issues/programs/esl.html](https://www.waterboards.ca.gov/sanfranciscobay/water_issues/programs/esl.html)

**Bold** values exceed the project action limit



## FIGURES





U.S. Army Corps  
of Engineers  
Sacramento District



U.S. ARMY

# Travis Air Force Base, Runway 21R/03L

## Sample Locations



Source: Esri, Maxar, GeoEye, Earthstar Geographics, CNES/Airbus DS, USDA, USGS, AeroGRID, IGN, and the GIS User Community



## **APPENDICES**

## **APPENDIX A**

### Laboratory Data Sheets

---

# Analytical Report

## Level IV Data Package

**Work Order #: 2006454**

Project: Travis AFB Runway 21R/03L  
Contract: W9123818D0012  
PO#: W9123820F0065

Project No: W9123820F0065

USACE Sacramento District  
Jennifer Neuhard  
1325 J. St. ED-ED  
Sacramento, CA 95814

Reviewed & Approved By:



Date: 08/14/2020

Melinda Place, Quality Control Chemist

---

RTI Laboratories  
31628 Glendale St.  
Livonia, MI 48150

TEL: (734) 422-8000  
FAX: (734) 422-5342  
Website: [www.rtilab.com](http://www.rtilab.com)

## Table of Contents

USACE Sacramento District

Project: Travis AFB Runway 21R/03L

Contract #: W9123820F0065

RTI Laboratories, Work Order # 2006454

1 CaseNarrative-2006454.....	1
2 Definitions and Acronyms.....	4
3 Chain of Custody and Sample Receiving Documents.....	5
4 Sample Receipt Checklist.....	9
5 Workorder Sample Summary.....	12
6 Dates Report.....	14
7 Analytical Report.....	20
8 QC Summary Report.....	47
9 CLP-Like Organic	
<b>9.1 VOCs</b>	
<b>9.1.1 Nonhalogenated Organics, GC/FID - SW_8015S-GRO</b>	
9.1.1.1 FormI	59
9.1.1.2 FormII	94
9.1.1.3 FormIII	96
9.1.1.4 FormIII_A	98
9.1.1.5 FormIV	100
9.1.1.6 FormVI B	102
9.1.1.7 FormVI C	103
9.1.1.8 FormVII B	104
9.1.1.9 FormVIII_D	109
9.1.1.10 Run 120046	114
9.1.1.11 Run 120047	174
9.1.1.12 ICAL Run 118287	235
<b>9.2 SVOCs</b>	
<b>9.2.1 Petroleum Hydrocarbons - SW_8015S-DRO</b>	
9.2.1.1 FormI	259
9.2.1.2 FormII	301
9.2.1.3 FormIII	303
9.2.1.4 FormIV	309
9.2.1.5 FormVI B	312
9.2.1.6 FormVI C	313
9.2.1.7 FormVII B	314
9.2.1.8 FormVIII_D	328
9.2.1.9 Run 119319	335
9.2.1.10 Run 119409	417
9.2.1.11 Run 119554	462
9.2.1.12 ICAL Run 116937	506
<b>9.2.2 Prep</b>	
9.2.2.1 Batch Id 51983 - SW_3550-DRO	560
9.2.2.2 Batch Id 51991 - SW_3550-DRO	561
9.2.2.3 Batch Id 52015 - SW_3550-DRO	563
10 CLP-Like Inorganic	
<b>10.1 Metals 6020/6010</b>	
<b>10.1.1 Metals, ICP/MS - SW_6020S</b>	
10.1.1.1 FormI	564

10.1.1.2 FormII_A	599
10.1.1.3 FormII_B	603
10.1.1.4 FormIII	604
10.1.1.5 FormIV	609
10.1.1.6 FormV_C	610
10.1.1.7 FormVII	612
10.1.1.8 FormVIII-PD	613
10.1.1.9 FormIX	614
10.1.1.10 FormXI	616
10.1.1.11 Form XII	617
10.1.1.12 FormXIII	619
10.1.1.13 FormXV	624
10.1.1.14 Run 119517	626
<b>10.1.2 Prep</b>	
10.1.2.1 Batch Id 51972 - SW_3050	781
10.1.2.2 Batch Id 52061 - SW_3050	782
<b>10.2 Balance</b>	
<b>10.2.1 Percent Moisture - PMOIST</b>	
10.2.1.1 FormI	783
10.2.1.2 FormVI	814
10.2.1.3 Run 119158	818
10.2.1.4 Run 119220	820

## RTI Laboratories, Inc.

Date: 14 Aug, 2020

**CLIENT:** USACE Sacramento District  
**Project Name:** Travis AFB Runway 21R/03L  
**Project Number:** W9123820F0065  
**Work Order:** 2006454

## CASE NARRATIVE

### SAMPLE RECEIPT:

Samples were received at RTI Laboratories, Inc., Livonia, MI via FedEx delivery on 06/23/2020. Samples were received on wet ice and sample blank temperatures are recorded on the chain of custody and sample receiving documents. Sample preservation is checked on receipt (where applicable) and noted on the chain of custody. Adjustments required for sample preservation (when performed) are recorded for the affected samples. The sample set consisted of 28 soil samples and 1 water, trip blank sample.

Received samples TAFBS-S-50 and TB0610200923 were not analyzed on client request

### SAMPLE ANALYSIS:

Samples were analyzed at the RTI Livonia Laboratory for:  
Petroleum Hydrocarbons (DRO) – EPA Methods 3550C/8015D  
Non-Halogenated Organics - Petroleum Hydrocarbons (GRO) – EPA Method 8015D  
Metals - ICPMS: EPA Methods 3050B/6020B  
Percent Moisture: ASTM Method D2216

All samples for GRO analysis (Samples 2006454-001B - 027B) were analyzed approx. 10-11 days beyond the holding time.

DRO Analyses: Method extraction holding time was exceeded for the following samples. Samples were initially extracted and analyzed within the holding time. Due to surrogate recoveries exceeding control limits the samples were re-extracted beyond the holding time.

Sample 2006454-002A: Analytical Sequence's Prep Method hold time was exceeded by 2.077 day(s).  
Sample 2006454-008A: Analytical Sequence's Prep Method hold time was exceeded by 2.022 day(s).  
Sample 2006454-009A: Analytical Sequence's Prep Method hold time was exceeded by 2.014 day(s).  
Sample 2006454-012A: Analytical Sequence's Prep Method hold time was exceeded by 1.989 day(s).  
Sample 2006454-018A: Analytical Sequence's Prep Method hold time was exceeded by 1.936 day(s).

### QUALITY CONTROL:

#### Petroleum Hydrocarbon Analyses (DRO):

All sample analyses included a Method Blank, LCS and MS/MSD where applicable. All QC parameters were within established control limits except where noted on the QC forms or below. Initial and continuing calibration results were within method specifications.

Surrogate recoveries were within control limits except as noted below. Surrogate recoveries were affected by elevated concentrations of DRO in the samples.

- Sample 200454-002: Recovery for surrogate Squalene (217%) exceeded control limits.
- Sample 200454-004: Recovery for surrogate Squalene (140%) exceeded control limits.
- Sample 200454-005: Recovery for surrogate Squalene (133%) exceeded control limits.

Case Narrative Page i of iii



## RTI Laboratories, Inc.

Date: 14 Aug, 2020

CLIENT: USACE Sacramento District

Project Name: Travis AFB Runway 21R/03L

Project Number: W9123820F0065

Work Order: 2006454

## CASE NARRATIVE

- Sample 200454-007: Recovery for surrogate Squalene (231%) exceeded control limits.
- Sample 200454-008: Recovery for surrogate Squalene (46.3%) exceeded control limits.
- Sample 200454-009: Recovery for surrogate Squalene (138%) exceeded control limits.
- Sample 200454-011: Recovery for surrogate n-Eicosane (45.1%) exceeded control limits.
- Sample 200454-012: Recovery for surrogate n-Eicosane (142%) and surrogate Squalene (231%) exceeded control limits.
- Sample 200454-013: Recovery for surrogate Squalene (137%) exceeded control limits.
- Sample 200454-024: Recovery for surrogate Squalene (131%) exceeded control limits.
- Sample 200454-025: Recovery for surrogate Squalene (141%) exceeded control limits.

### Batch ID 51983:

- Sample 2006454-014AMS: Recovery for DRO (168%) exceeded control limits.
- Sample 2006454-014AMSD: Recovery for DRO (187%) exceeded control limits.

### Batch ID 51991:

- LCSD-51991: Recovery for DRO (141%) exceeded control limits.
- Sample 2006454-027AMS: Recovery for DRO (132%) exceeded control limits.
- Sample 2006454-027AMSD: Recovery for DRO (133%) exceeded control limits.

### Batch ID 52015:

- Sample 2006583-006AMSD: Recovery for DRO (146%) exceeded control limits.

### Petroleum Hydrocarbon Analyses (GRO):

All sample analyses included a Method Blank, LCS and MS/MSD where applicable. All QC parameters were within established control limits except where noted on the QC forms or below. Initial and continuing calibration results were within method specifications.

Surrogate recoveries were within control limits.

### Metals Analyses:

Quality control samples for metals included duplicates, LCS, MS/MSD, post digestion spikes (where applicable) and serial dilutions (where applicable). All calibration standards, continuing calibration check standards and other QC parameters were within established control limits except if noted.

### Batch ID 51972:

- Sample 2006454-001AMS: Recovery for Lead (59.2%) exceeded control limits.
- Sample 2006454-001AMS: RPD result for Lead (59.2%) was elevated.

**RTI Laboratories, Inc.****Date:** 14 Aug, 2020

**CLIENT:** USACE Sacramento District  
**Project Name:** Travis AFB Runway 21R/03L  
**Project Number:** W9123820F0065  
**Work Order:** 2006454

**CASE NARRATIVE****Wet Chemistry Analyses:**

All sample analyses included the method specified quality control samples.

No other problems were noted during the analytical events associated with this project.

I certify that this data package is in compliance with the terms and conditions of the contract, both technically and for completeness, for other than the conditions detailed above. Release of the data contained in this hardcopy data package and in the computer-readable data submitted has been authorized by the Laboratory Director or his designee, as verified by the following signature.

Signed: \_\_\_\_\_



Charles O'Bryan, Quality Management

Date: August 14, 2020

---

DEFINITIONS:

DF: Dilution factor; the dilution factor applied to the prepared sample.

DL: Detection Limit; The lowest concentration of analyte that can be detected by the method in the applicable matrix.

DUP: Duplicate; aliquots of a sample taken from the same container under laboratory conditions and processed and analyzed independently, used to calculate Precision (%RPD).

LCS: Laboratory Control Sample; prepared by adding a known amount of target analytes to a specified amount of clean matrix and prepared with the batch of samples, used to calculate Accuracy (%REC).

LCSD: A duplicate LCS sample, used to calculate both Accuracy (%REC) and Precision (%RPD)

LOD: Limit of Detection; a laboratory verified concentration that can be detected at three times greater than the noise level. This concentration is equal to or greater than the DL.

LOQ: Limit of Quantitation; The lowest verified limit to which data is quantified without qualifications. Analyte concentrations below the LOQ are reported with a "J" qualifier.

MBLK: Method Blank; a sample of similar matrix that does not contain target analytes or interference that may impact the analytical results and is processed simultaneously with and under the same conditions as samples through all steps of the analytical procedure, used to assess and verify that the analytical process is free of contamination.

Mg/Kg or mg/L: Units of part per million (PPM) – milligram per Kilogram (W/W) or milligram per Liter (W/V).

MS: Matrix Spike; prepared by adding a known amount of target analytes to a specified amount of matrix sample for which an independent estimate of target analyte concentration is available, used to calculate Accuracy (%REC)

MSD: A duplicate MS sample, used to calculate both Accuracy (%REC) and Precision (%RPD)

% REC: Percent Recovery of a known spike (SPK); a measure of accuracy expressed as a percentage of a measured (recovered) concentration compared to the known concentration (SPK) added to the sample. This is compared to the Low Limit and High Limit.

% RPD: Relative Percent Difference; a measure of precision expressed as a percentage of the difference between two duplicates relative to the average concentration. This is compared to the RPD Limit.

Qual: Qualifier that applies to the analyte reported

SPK: Spike; used in the QC section for both SPK Value and SPK Ref Val

Ug/Kg or ug/L: Units of part per billion (PPB) – microgram per Kilogram (W/W) or microgram per Liter (W/V).

## QUALIFIERS:

\*: Reported value exceeds the maximum allowed concentration by regulation or permit.

B: Analyte detected in the associated Method Blank at a concentration greater than 1/2 the LOQ

G: ICB/CCB result is greater than the MDL

H: Holding time for preparation or analysis has been exceeded

J: Estimated result. Greater uncertainty is associated with this result and data reported is estimated.

M: Manual Integration used to determine area response

P: Second column RPD exceeds 40%

Q: % REC exceeded control limits. When applied to sample analytes - denotes an associated LCS recovery that exceeded control limits.

R: % RPD exceeds control limits

T: MBLK result is greater than 1/2 of the LOQ

U: The analyte concentration is less than the DL. The result is reported as less than the LOD

X: Matrix spike recovery for the noted analyte exceeded control limits. Applied to the MS/MSD parent sample.

Y: Percent Difference/Drift in the associated CCV exceeded acceptance criteria.

Z: Percent Difference/Drift in the associated ICV exceeded acceptance criteria.

RR: Analysis produced unusable data. Presence or absence of the analyte cannot be determined.



# CHAIN OF CUSTODY

PAGE: 1	OF: 3
---------	-------

**RTI LABORATORIES**

Environmental Sciences Division

31628 Glendale Street  
Livonia, MI, 48150

Materials Testing Division

33080 Industrial Road  
Livonia, MI 48150

PHONE: (734) 422-8000  
FAX: (734) 422-5342  
www.rtilab.com

RTI WORK ORDER NO:

**2006454**

Please Include Email Address of Report Recipient !!!

SUBMITTING COMPANY: <b>US Army Corps of Engineers</b>		REPORT TO (Name): <b>Steph Allen</b>		BILL TO:	
PROJECT NAME: <b>Travis AFB Runway 21 R/03L</b>	PROJECT #:	QUOTE #:	COMPANY: <b>RTI Laboratories</b>	COMPANY: <b>US Army Corps of Engineers</b>	
SAMPLING LOCATION (STATE or COUNTRY): <b>Travis AFB, Fairfield CA</b>			ADDRESS: <b>31628 Glendale Street</b>		ADDRESS: <b>1325 J Street</b>
SPECIAL INSTRUCTIONS / COMMENTS:			CITY, STATE, ZIP: <b>Livonia, MI 48150</b>		CITY, STATE, ZIP: <b>Sacramento CA 95814</b>
			PHONE: <b>(734) 422-8000 ext 214</b>		P.O. NUMBER: <b>W9123820F0065</b>
			EMAIL (OR FAX IF NO EMAIL AVAILABLE):		

SAMPLER'S PRINTED NAME: <b>Patricia Flanders</b>			SAMPLER'S SIGNATURE: <b>Patricia Flanders</b>			TESTS REQUESTED													
ITEM NUMBER	SAMPLE I.D.	DATE SAMPLED	TIME SAMPLED (24-hour format)	MATRIX CODE (see codes below)	NBR OF BOTTLES	NBR OF CONTAINERS AND PRESERVATIVES								pH Acceptable? Y N n/a (Lab only)	COMMENTS Methanol Preserved Weights HCT Sample Notation Additional Sample Description Air Volume, etc.				
						NONE	HCL	HNO <sub>3</sub>	H <sub>2</sub> SO <sub>4</sub>	NaOH	Methanol	OTHER							
1	TAFBS-S-66	6/22/20	0808	S	1	✓													
2	TAFBS-S-67	6/22/20	0826	S	1	✓													
3	TAFBS-S-68	6/22/20	0838	S	1	✓													
4	TAFBS-S-69	6/22/20	0851	S	1	✓													
5	TAFBS-S-70	6/22/20	0859	S	1	✓													
6	TAFBS-S-71	6/22/20	0911	S	1	✓													
7	TAFBS-S-1	6/22/20	0930	S	1	✓													
8	TAFBS-S-2	6/22/20	0946	S	1	✓													
9	TAFBS-S-3	6/22/20	0958	S	1	✓													
10	TAFBS-S-4	6/22/20	1009	S	1	✓													

Relinquished By: <b>Patricia Flanders</b>	Date: <b>6/22/20</b>	Time: <b>1415</b>	Received By: <b>Indo Flores</b>	Date: <b>6-23-20</b>	Time: <b>09:45</b>	REPORT TRANSMITTAL DESIRED:	
Relinquished By:	Date:	Time:	Received By:	Date:	Time:	<input type="checkbox"/> HARDCOPY (extra cost) <input type="checkbox"/> FAX <input checked="" type="checkbox"/> EMAIL <input type="checkbox"/> ONLINE	
Relinquished By:	Date:	Time:	Received By:	Date:	Time:	ALL REPORTING IS VIA THE RTI "FLASHPOINT" ONLINE SYSTEM UNLESS OTHERWISE SPECIFIED	
TURNAROUND DESIRED: Standard <input checked="" type="checkbox"/> RUSH: <input type="checkbox"/> Next BD <input type="checkbox"/> 2nd BD <input type="checkbox"/> 3rd BD <input type="checkbox"/>						Temp of samples <b>TB= 1.3</b> °C FOR LAB USE ONLY Comments: <b>yes</b>	
Note: RUSH requests will incur surcharges!							

Distribution: White - Lab; Pink - Field				See reverse side for Laboratory Terms and Conditions of Service			
MATRIX CODES:	A = AIR SD = SOLID	DW = DRINKING WATER SL = SLUDGE	GW = GROUNDWATER SV = SOLVENT WASTE	L = LIQUID W = WATER	O = OIL WF = WIPE	WW = WASTE WATER SW = SURFACE WATER	S = SOIL
Appendix E							24



# RTI LABORATORIES

## CHAIN OF CUSTODY

### Environmental Sciences Division

31628 Glendale Street  
Livonia MI, 48150

### Materials Testing Division

33080 Industrial Road  
Livonia, MI 48150

PAGE: <b>2</b>	OF: <b>3</b>
-------------------	-----------------

PHONE: (734) 422-8000  
FAX: (734) 422-5342  
www.rtilab.com

RTI WORK ORDER NO: \_\_\_\_\_

Please Include Email Address of Report Recipient !!!

SUBMITTING COMPANY: <b>US Army Corps of Engineers</b>			REPORT TO (Name): <b>Steph Allen</b>			BILL TO:		
PROJECT NAME: <b>Travis AFB Runway 21R/103L</b>			COMPANY: <b>RTI Laboratories</b>			COMPANY: <b>US Army Corps of Engineers</b>		
PROJECT #:			ADDRESS: <b>31628 Glendale Street</b>			ADDRESS: <b>1325 J Street</b>		
QUOTE #:			CITY, STATE, ZIP: <b>Livonia, MI 48150</b>			CITY, STATE, ZIP: <b>Sacramento CA 95814</b>		
SAMPLING LOCATION (STATE or COUNTRY): <b>Travis AFB, Fairfield, CA</b>			PHONE: <b>(734) 422-8000 EXT 214</b>			P.O. NUMBER: <b>W9123820F0065</b>		
SPECIAL INSTRUCTIONS / COMMENTS:			EMAIL (OR FAX IF NO EMAIL AVAILABLE):					

SAMPLER'S PRINTED NAME: <b>Patricia Flanders</b>			SAMPLER'S SIGNATURE: <i>Patricia Flanders</i>			TESTS REQUESTED		
---	--	--	--	--	--	-----------------	--	--

ITEM NUMBER	SAMPLE I.D.	DATE SAMPLED	TIME SAMPLED (24-hour format)	MATRIX CODE (see codes below)	NBR OF BOTTLES	NBR OF CONTAINERS AND PRESERVATIVES							pH Acceptable? Y N na (Lab only)	COMMENTS Methanol Preserved Weights HOT Sample Notation Additional Sample Description, Air Volume, etc.		
						NONE	HCL	HNO <sub>3</sub>	H <sub>2</sub> SO <sub>4</sub>	NaOH	Methanol	OTHER				
1	TAFBS-S-5	6/22/20	1021	S	1	✓								✓	✓	
12	TAFBS-S-6	6/22/20	1034	S	1	✓								✓	✓	
13	TAFBS-S-65	6/22/20	1054	S	1	✓								✓	✓	
14	TAFBS-S-64	6/22/20	1101	S	1	✓								✓	✓	
15	TAFBS-S-63	6/22/20	1138	S	1	✓								✓	✓	
16	TAFBS-S-62	6/22/20	1131	S	1	✓								✓	✓	
17	TAFBS-S-61	6/22/20	1141	S	1	✓								✓	✓	
18	TAFBS-S-60	6/22/20	1150	S	1	✓								✓	✓	
19	TAFBS-S-59	6/22/20	1202	S	1	✓								✓	✓	
20	TAFBS-S-58	6/22/20	1219	S	1	✓								✓	✓	

Relinquished By: <i>Patricia Flanders</i>	Date: 6/22/20	Time: 1415	Received By: <i>Chad Fl...</i>	Date: 6/23/20	Time: 09:45	REPORT TRANSMITTAL DESIRED:	
Relinquished By:	Date:	Time:	Received By:	Date:	Time:	<input type="checkbox"/> HARDCOPY (extra cost) <input type="checkbox"/> FAX <input checked="" type="checkbox"/> EMAIL <input type="checkbox"/> ONLINE	
ALL REPORTING IS VIA THE RTI "FLASHPOINT" ONLINE SYSTEM UNLESS OTHERWISE SPECIFIED							
Relinquished By:	Date:	Time:	Received By:	Date:	Time:	FOR LAB USE ONLY	
Temp of samples: <b>78.13</b> °C On Wet Ice? <b>YES</b>							
Comments:							

TURNAROUND DESIRED: Standard ☒ RUSH: Next BD ☐ 2nd BD ☐ 3rd BD ☐

Note: RUSH requests will incur surcharges!

Distribution: White - Lab, Pink - Field

See reverse side for Laboratory Terms and Conditions of Service

#### MATRIX CODES:

A = AIR  
SD = SOLID

DW = DRINKING WATER  
SL = SLUDGE

GW = GROUNDWATER  
SV = SOLVENT WASTE

L = LIQUID  
W = WATER

O = OIL  
WP = WIPE

WW = WASTE WATER  
SW = SURFACE WATER

S = SOIL

Appendix E

25



# RTI LABORATORIES

## CHAIN OF CUSTODY

### Environmental Sciences Division

31628 Glendale Street  
Livonia MI, 48150

### Materials Testing Division

33080 Industrial Road  
Livonia, MI 48150

PAGE: 3	OF: 3
---------	-------

PHONE: (734) 422-8000  
FAX: (734) 422-5342  
www.rtilab.com

RTI WORK ORDER NO: \_\_\_\_\_

Please Include Email Address of Report Recipient !!!

SUBMITTING COMPANY: <b>US Army Corps of Engineers</b>		REPORT TO (Name): <b>Steph Allen</b>		BILL TO:	
PROJECT NAME: <b>Travis AFB Runway 21R/03L</b>	PROJECT #:	QUOTE #:	COMPANY: <b>RTI Laboratories</b>	COMPANY: <b>US Army Corps of Engineers</b>	
SAMPLING LOCATION (STATE or COUNTRY): <b>Travis AFB, Fairfield, CA</b>			ADDRESS: <b>1325 J Street</b>		
SPECIAL INSTRUCTIONS / COMMENTS:			CITY, STATE, ZIP: <b>Sacramento CA 95814</b>		
			P.O. NUMBER: <b>W9123820F0065</b>		
SAMPLER'S PRINTED NAME: <b>Patricia Flanders</b>			SAMPLER'S SIGNATURE: <i>Patricia Flanders</i>		
			TESTS REQUESTED		

SAMPLER'S PRINTED NAME:			SAMPLER'S SIGNATURE			TESTS REQUESTED													
Patricia Flanders			Patricia Flanders																
ITEM NUMBER	SAMPLE I.D.	DATE SAMPLED	TIME SAMPLED (24-hour format)	MATRIX CODE (see codes below)	NBR OF BOTTLES	NBR OF CONTAINERS AND PRESERVATIVES							pH Acceptable? Y N n/a (Lab only)	COMMENTS Methanol Preserved Weights HOT Sample Notation Additional Sample Description. Air Volume, etc.					
						NONE	HCL	HNO <sub>3</sub>	H <sub>2</sub> SO <sub>4</sub>	NaOH	Methanol	OTHER							
2 <sup>1</sup>	TAFBS-S-57	6/22/20	1228	S	1	✓													
2 <sup>2</sup>	TAFBS-S-56	6/22/20	1236	S	1	✓													
2 <sup>3</sup>	TAFBS-S-55	6/22/20	1248	S	1	✓													
2 <sup>4</sup>	TAFBS-S-54	6/22/20	1256	S	1	✓													
2 <sup>5</sup>	TAFBS-S-53	6/22/20	1305	S	1	✓													
2 <sup>6</sup>	TAFBS-S-52	6/22/20	1315	S	1	✓													
2 <sup>7</sup>	TAFBS-S-51	6/22/20	1325	S	1	✓													
8	IB0610200923	6/22/20		W	1														
9	Temperature Blank	6/22/20		W	1														
10	TAFBS-S-50	6/22/20	1334	S	1	X													

Relinquished By: <b>Patricia Flanders</b>	Date: <b>6/22/20</b>	Time: <b>1415</b>	Received By: <i>[Signature]</i>	Date: <b>6-23-2020</b>	Time: <b>09:45</b>
Relinquished By:	Date:	Time:	Received By:	Date:	Time:
Relinquished By:	Date:	Time:	Received By:	Date:	Time:

REPORT TRANSMITTAL DESIRED:  
☐ HARDCOPY (extra cost) ☐ FAX ☒ EMAIL ☐ ONLINE  
 ALL REPORTING IS VIA THE RTI "FLASHPOINT" ONLINE SYSTEM UNLESS OTHERWISE SPECIFIED

TURNAROUND DESIRED: Standard ☒ RUSH: Next BD ☐ 2nd BD ☐ 3rd BD ☐  
 Note: RUSH requests will incur surcharges!

FOR LAB USE ONLY  
 Temp of samples: **78-1.3** °C On Wet Ice? **yes**  
 Comments: \_\_\_\_\_

Distribution: White - Lab; Pink - Field

See reverse side for Laboratory Terms and Conditions of Service

MATRIX CODES: A = AIR SD = SOLID DW = DRINKING WATER SL = SLUDGE GW = GROUNDWATER SV = SOLVENT WASTE L = LIQUID W = WATER O = OIL WP = WIPE WW = WASTE WATER SW = SURFACE WATER S = SOIL

Appendix E

26



ORIGIN ID:BLUA (916) 719-5022  
PATRICIA FLANDERS  
US ARMY CORPS OF ENGINEERS  
1325 J ST

SACRAMENTO, CA 95814  
UNITED STATES US

SHIP DATE: 22 JUN 20  
ACTWGT: 70.60 LB  
CAD: 6990489/SSFC  
DIMS: 25x14x14 IN

BILL THIRD PARTY

### CUSTODY SEALS

Date

6/22/2020

Signature

Patricia Flanders

TO STEPH ALLAN  
RTI LABORATORIES  
31628 GLENDALE ST

LIVONIA MI 48150

(734) 422-6342 X 214

REF:

DEPT:



FedEx  
Express



J201120042401

TRK# 8153 6946 3262  
0215


TUE - 23 JUN 10:30A  
PRIORITY OVERNIGHT

DSR

48150

MI-US DTW

XH CFAA



### CUSTODY SEALS

Date

6/22/2020

Signature

Patricia Flanders

Red Rooster 7

TB = 1.30C  
(corr.)

onice



**RTI LABORATORIES, INC.**

RTI Laboratories  
31628 Glendale St.  
Livonia, MI 48150  
TEL: (734) 422-8000  
Website: www.rtilab.com

## Sample Receipt Checklist

Client Name: <b>USA17</b>		Work Order Number: <b>2006454</b>	
RCPNo: <b>1</b>	Date and Time Received: <b>6/23/2020 9:45:00 AM</b>	Received by: <b>Armando Flores</b>	
Completed By:		Reviewed By: <i>Mindy Plase</i>	
Completed Date: <b>6/23/2020 5:07:00 PM</b>		Reviewed Date: <b>6/24/2020 11:39 AM</b>	

**Carrier Name: FedEx**

- |  |  |  |   |
|--|--|--|---|
| 1. Chain of custody present?                               | Yes <input checked="" type="checkbox"/>      | No <input type="checkbox"/>            |   |
| 2. Chain of custody signed when relinquished and received? | Yes <input checked="" type="checkbox"/>      | No <input type="checkbox"/>            |   |
| 3. Chain of custody agrees with sample labels?             | Yes <input checked="" type="checkbox"/>      | No <input type="checkbox"/>            | Not Present <input type="checkbox"/>            |
| 4. Are matrices correctly identified on Chain of custody?  | Yes <input checked="" type="checkbox"/>      | No <input type="checkbox"/>            |   |
| 5. Is it clear what analyses were requested?               | Yes <input checked="" type="checkbox"/>      | No <input type="checkbox"/>            |   |
| 6. Custody seals intact on sample bottles?                 | Yes <input type="checkbox"/>                 | No <input type="checkbox"/>            | Not Present <input checked="" type="checkbox"/> |
| 7. Samples in proper container/bottle?                     | Yes <input checked="" type="checkbox"/>      | No <input type="checkbox"/>            |   |
| 8. Were correct preservatives used and noted?              | Yes <input checked="" type="checkbox"/>      | No <input type="checkbox"/>            | NA <input type="checkbox"/>                     |
| 9. Sample containers intact?                               | Yes <input checked="" type="checkbox"/>      | No <input type="checkbox"/>            |   |
| 10. Sufficient sample volume for indicated test?           | Yes <input checked="" type="checkbox"/>      | No <input type="checkbox"/>            |   |
| 11. Were container labels complete (ID, Pres, Date)?       | Yes <input checked="" type="checkbox"/>      | No <input type="checkbox"/>            |   |
| 12. All samples received within holding time?              | Yes <input checked="" type="checkbox"/>      | No <input type="checkbox"/>            |   |
| 13. Was an attempt made to cool the samples?               | Yes <input checked="" type="checkbox"/>      | No <input type="checkbox"/>            | NA <input type="checkbox"/>                     |
| 14. All samples received at a temp. of > 0° C to 6.0° C?   | Yes <input checked="" type="checkbox"/>      | No <input type="checkbox"/>            | NA <input type="checkbox"/>                     |
| 15. Sample Temp. taken and recorded upon receipt?          | Yes <input type="checkbox"/>                 | No <input checked="" type="checkbox"/> | 1.3 To °C                                       |
| 16. Water - Were bubbles absent in VOC vials?              | Yes <input type="checkbox"/>                 | No <input type="checkbox"/>            | No Vials <input checked="" type="checkbox"/>    |
| 17. Water - Was there Chlorine Present?                    | Yes <input type="checkbox"/>                 | No <input type="checkbox"/>            | NA <input checked="" type="checkbox"/>          |
| 18. Water - pH acceptable upon receipt?                    | Yes <input type="checkbox"/>                 | No <input type="checkbox"/>            | No Water <input checked="" type="checkbox"/>    |
| 19. Are Samples considered acceptable?                     | Yes <input checked="" type="checkbox"/>      | No <input type="checkbox"/>            |   |
| 20. Custody Seals present?                                 | Yes <input checked="" type="checkbox"/>      | No <input type="checkbox"/>            |   |
| 21. Traffic Report or Packing Lists present?               | Yes <input type="checkbox"/>                 | No <input checked="" type="checkbox"/> |   |
| 22. Airbill or Sticker?                                    | Air Bill <input checked="" type="checkbox"/> | Sticker <input type="checkbox"/>       | Not Present <input type="checkbox"/>            |
| 23. Airbill No:  | 815369463262                                 |  |   |
| 24. Sample Tags Present?                                   | Yes <input type="checkbox"/>                 | No <input checked="" type="checkbox"/> |   |
| 25. Sample Tags Listed on COC?                             | Yes <input type="checkbox"/>                 | No <input checked="" type="checkbox"/> |   |
| 26. Tag Numbers:   |  |  |   |
| 27. Sample Condition?                                      | Intact <input checked="" type="checkbox"/>   | Broken <input type="checkbox"/>        | Leaking <input type="checkbox"/>                |
| 28. Response when temperature is outside of range:         |  |  |   |
| 29. Preservative added to bottles:                         | MeOH   |  |   |

Case Number:

SDG:

SAS:



Adjusted? \_\_\_\_\_

Checked by \_\_\_\_\_

Any No and/or NA (not applicable) response must be detailed in the comments section below.

Client Name: <b>USA17</b>	Work Order Number: <b>2006454</b>
Comment: 28 samples: Weighed out & preserved in MeOH vial for GRO analysis on 6/23/2020. AF	
Client Contacted: Yes <input type="checkbox"/> No <input checked="" type="checkbox"/> NA <input type="checkbox"/>	Person Contacted:
Contact Mode: Phone <input type="checkbox"/> Fax: <input type="checkbox"/> Email: <input type="checkbox"/> In Person: <input type="checkbox"/>	
Date Contacted:	Contacted By:
Regarding:	
Client Instructions:	
CorrectiveAction:	

Cooler No	Temp °C	Condition	Seal Intact	Seal No	Seal Date	Signed By
Red Rooster 7	1.3	Good	Yes		6/22/2020 12:00:00 AM	Patricia Flanders

SampleID	ContainerID	Type	Vacuum Read (inch Hg)	Orig pH	Adj pH	Req Min pH	Req Max pH
2006454-001A	Cont-01 of 01	Bottle					
2006454-001B	Cont-01 of 01	Bottle					
2006454-002A	Cont-01 of 01	Bottle					
2006454-002B	Cont-01 of 01	Bottle					
2006454-003A	Cont-01 of 01	Bottle					
2006454-003B	Cont-01 of 01	Bottle					
2006454-004A	Cont-01 of 01	Bottle					
2006454-004B	Cont-01 of 01	Bottle					
2006454-005A	Cont-01 of 01	Bottle					
2006454-005B	Cont-01 of 01	Bottle					
2006454-006A	Cont-01 of 01	Bottle					
2006454-006B	Cont-01 of 01	Bottle					
2006454-007A	Cont-01 of 01	Bottle					
2006454-007B	Cont-01 of 01	Bottle					
2006454-008A	Cont-01 of 01	Bottle					
2006454-008B	Cont-01 of 01	Bottle					
2006454-009A	Cont-01 of 01	Bottle					
2006454-009B	Cont-01 of 01	Bottle					
2006454-010A	Cont-01 of 01	Bottle					
2006454-010B	Cont-01 of 01	Bottle					
2006454-011A	Cont-01 of 01	Bottle					
2006454-011B	Cont-01 of 01	Bottle					
2006454-012A	Cont-01 of 01	Bottle					
2006454-012B	Cont-01 of 01	Bottle					
2006454-013A	Cont-01 of 01	Bottle					
2006454-013B	Cont-01 of 01	Bottle					
2006454-014A	Cont-01 of 01	Bottle					
2006454-014B	Cont-01 of 01	Bottle					
2006454-015A	Cont-01 of 01	Bottle					

2006454-015B	Cont-01 of 01	Bottle					
2006454-016A	Cont-01 of 01	Bottle					
2006454-016B	Cont-01 of 01	Bottle					
2006454-017A	Cont-01 of 01	Bottle					
2006454-017B	Cont-01 of 01	Bottle					
2006454-018A	Cont-01 of 01	Bottle					
2006454-018B	Cont-01 of 01	Bottle					
2006454-019A	Cont-01 of 01	Bottle					
2006454-019B	Cont-01 of 01	Bottle					
2006454-020A	Cont-01 of 01	Bottle					
2006454-020B	Cont-01 of 01	Bottle					
2006454-021A	Cont-01 of 01	Bottle					
2006454-021B	Cont-01 of 01	Bottle					
2006454-022A	Cont-01 of 01	Bottle					
2006454-022B	Cont-01 of 01	Bottle					
2006454-023A	Cont-01 of 01	Bottle					
2006454-023B	Cont-01 of 01	Bottle					
2006454-024A	Cont-01 of 01	Bottle					
2006454-024B	Cont-01 of 01	Bottle					
2006454-025A	Cont-01 of 01	Bottle					
2006454-025B	Cont-01 of 01	Bottle					
2006454-026A	Cont-01 of 01	Bottle					
2006454-026B	Cont-01 of 01	Bottle					
2006454-027A	Cont-01 of 01	Bottle					
2006454-027B	Cont-01 of 01	Bottle					

# RTI Laboratories, Inc. - Workorder Sample Summary

WO#: 2006454

Revision v1

**Client:** USACE Sacramento District  
**Project:** Travis AFB Runway 21R/03L

Lab Sample ID	Client Sample ID	Tag No	Date Collected	Date Received	Matrix
2006454-001A	TAFBS-S-66		6/22/2020 8:08 AM	6/23/2020 9:45 AM	Soil
2006454-001B	TAFBS-S-66		6/22/2020 8:08 AM	6/23/2020 9:45 AM	Soil
2006454-002A	TAFBS-S-67		6/22/2020 8:26 AM	6/23/2020 9:45 AM	Soil
2006454-002B	TAFBS-S-67		6/22/2020 8:26 AM	6/23/2020 9:45 AM	Soil
2006454-003A	TAFBS-S-68		6/22/2020 8:38 AM	6/23/2020 9:45 AM	Soil
2006454-003B	TAFBS-S-68		6/22/2020 8:38 AM	6/23/2020 9:45 AM	Soil
2006454-004A	TAFBS-S-69		6/22/2020 8:51 AM	6/23/2020 9:45 AM	Soil
2006454-004B	TAFBS-S-69		6/22/2020 8:51 AM	6/23/2020 9:45 AM	Soil
2006454-005A	TAFBS-S-70		6/22/2020 8:59 AM	6/23/2020 9:45 AM	Soil
2006454-005B	TAFBS-S-70		6/22/2020 8:59 AM	6/23/2020 9:45 AM	Soil
2006454-006A	TAFBS-S-71		6/22/2020 9:11 AM	6/23/2020 9:45 AM	Soil
2006454-006B	TAFBS-S-71		6/22/2020 9:11 AM	6/23/2020 9:45 AM	Soil
2006454-007A	TAFBS-S-1		6/22/2020 9:30 AM	6/23/2020 9:45 AM	Soil
2006454-007B	TAFBS-S-1		6/22/2020 9:30 AM	6/23/2020 9:45 AM	Soil
2006454-008A	TAFBS-S-2		6/22/2020 9:46 AM	6/23/2020 9:45 AM	Soil
2006454-008B	TAFBS-S-2		6/22/2020 9:46 AM	6/23/2020 9:45 AM	Soil
2006454-009A	TAFBS-S-3		6/22/2020 9:58 AM	6/23/2020 9:45 AM	Soil
2006454-009B	TAFBS-S-3		6/22/2020 9:58 AM	6/23/2020 9:45 AM	Soil
2006454-010A	TAFBS-S-4		6/22/2020 10:09 AM	6/23/2020 9:45 AM	Soil
2006454-010B	TAFBS-S-4		6/22/2020 10:09 AM	6/23/2020 9:45 AM	Soil
2006454-011A	TAFBS-S-5		6/22/2020 10:21 AM	6/23/2020 9:45 AM	Soil
2006454-011B	TAFBS-S-5		6/22/2020 10:21 AM	6/23/2020 9:45 AM	Soil
2006454-012A	TAFBS-S-6		6/22/2020 10:34 AM	6/23/2020 9:45 AM	Soil
2006454-012B	TAFBS-S-6		6/22/2020 10:34 AM	6/23/2020 9:45 AM	Soil
2006454-013A	TAFBS-S-65		6/22/2020 10:54 AM	6/23/2020 9:45 AM	Soil
2006454-013B	TAFBS-S-65		6/22/2020 10:54 AM	6/23/2020 9:45 AM	Soil
2006454-014A	TAFBS-S-64		6/22/2020 11:01 AM	6/23/2020 9:45 AM	Soil
2006454-014B	TAFBS-S-64		6/22/2020 11:01 AM	6/23/2020 9:45 AM	Soil
2006454-015A	TAFBS-S-63		6/22/2020 11:18 AM	6/23/2020 9:45 AM	Soil
2006454-015B	TAFBS-S-63		6/22/2020 11:18 AM	6/23/2020 9:45 AM	Soil
2006454-016A	TAFBS-S-62		6/22/2020 11:31 AM	6/23/2020 9:45 AM	Soil
2006454-016B	TAFBS-S-62		6/22/2020 11:31 AM	6/23/2020 9:45 AM	Soil
2006454-017A	TAFBS-S-61		6/22/2020 11:41 AM	6/23/2020 9:45 AM	Soil
2006454-017B	TAFBS-S-61		6/22/2020 11:41 AM	6/23/2020 9:45 AM	Soil
2006454-018A	TAFBS-S-60		6/22/2020 11:50 AM	6/23/2020 9:45 AM	Soil
2006454-018B	TAFBS-S-60		6/22/2020 11:50 AM	6/23/2020 9:45 AM	Soil
2006454-019A	TAFBS-S-59		6/22/2020 12:02 PM	6/23/2020 9:45 AM	Soil
2006454-019B	TAFBS-S-59		6/22/2020 12:02 PM	6/23/2020 9:45 AM	Soil
2006454-020A	TAFBS-S-58		6/22/2020 12:19 PM	6/23/2020 9:45 AM	Soil
2006454-020B	TAFBS-S-58		6/22/2020 12:19 PM	6/23/2020 9:45 AM	Soil
2006454-021A	TAFBS-S-57		6/22/2020 12:28 PM	6/23/2020 9:45 AM	Soil
2006454-021B	TAFBS-S-57		6/22/2020 12:28 PM	6/23/2020 9:45 AM	Soil
2006454-022A	TAFBS-S-56		6/22/2020 12:36 PM	6/23/2020 9:45 AM	Soil
2006454-022B	TAFBS-S-56		6/22/2020 12:36 PM	6/23/2020 9:45 AM	Soil
2006454-023A	TAFBS-S-55		6/22/2020 12:48 PM	6/23/2020 9:45 AM	Soil

# RTI Laboratories, Inc. - Workorder Sample Summary

WO#: 2006454

Revision v1

**Client:** USACE Sacramento District  
**Project:** Travis AFB Runway 21R/03L

Lab Sample ID	Client Sample ID	Tag No	Date Collected	Date Received	Matrix
2006454-023B	TAFBS-S-55		6/22/2020 12:48 PM	6/23/2020 9:45 AM	Soil
2006454-024A	TAFBS-S-54		6/22/2020 12:56 PM	6/23/2020 9:45 AM	Soil
2006454-024B	TAFBS-S-54		6/22/2020 12:56 PM	6/23/2020 9:45 AM	Soil
2006454-025A	TAFBS-S-53		6/22/2020 1:05 PM	6/23/2020 9:45 AM	Soil
2006454-025B	TAFBS-S-53		6/22/2020 1:05 PM	6/23/2020 9:45 AM	Soil
2006454-026A	TAFBS-S-52		6/22/2020 1:15 PM	6/23/2020 9:45 AM	Soil
2006454-026B	TAFBS-S-52		6/22/2020 1:15 PM	6/23/2020 9:45 AM	Soil
2006454-027A	TAFBS-S-51		6/22/2020 1:25 PM	6/23/2020 9:45 AM	Soil
2006454-027B	TAFBS-S-51		6/22/2020 1:25 PM	6/23/2020 9:45 AM	Soil
2006454-028A	TAFBS-S-50		6/22/2020 1:34 PM	6/23/2020 9:45 AM	Soil
2006454-028B	TAFBS-S-50		6/22/2020 1:34 PM	6/23/2020 9:45 AM	Soil
2006454-029A	TB0610200923		6/22/2020 12:00 AM	6/23/2020 9:45 AM	Water

**Client:** USACE Sacramento District  
**Project:** Travis AFB Runway 21R/03L

Sample ID	Client Sample ID	Collection Date	Matrix	Test Name	Leachate Date	Prep Date	Analysis Date
2006454-001A	TAFBS-S-66	6/22/2020 8:08 AM	Soil	SW_6020S-Metals, ICP/MS		6/30/2020 11:23 AM	7/16/2020 5:49 PM
				PMOIST-Percent Moisture		6/25/2020 1:00 PM	6/25/2020 1:00 PM
				SW_8015S-DRO-Petroleum Hydrocarbons		7/1/2020 3:50 PM	7/7/2020 3:45 PM
2006454-001B	TAFBS-S-66	6/22/2020 8:08 AM	Soil	SW_8015S-GRO-Nonhalogenated Organics, GC/FID		7/16/2020 9:04 PM	7/16/2020 9:04 PM
2006454-002A	TAFBS-S-67	6/22/2020 8:26 AM	Soil	SW_6020S-Metals, ICP/MS		6/30/2020 11:23 AM	7/16/2020 5:56 PM
				PMOIST-Percent Moisture		6/25/2020 1:00 PM	6/25/2020 1:00 PM
				SW_8015S-DRO-Petroleum Hydrocarbons		7/1/2020 3:50 PM	7/7/2020 4:13 PM
				SW_8015S-DRO-Petroleum Hydrocarbons		7/8/2020 10:17 AM	7/16/2020 7:59 PM
2006454-002B	TAFBS-S-67	6/22/2020 8:26 AM	Soil	SW_8015S-GRO-Nonhalogenated Organics, GC/FID		7/16/2020 9:34 PM	7/16/2020 9:34 PM
2006454-003A	TAFBS-S-68	6/22/2020 8:38 AM	Soil	SW_6020S-Metals, ICP/MS		6/30/2020 11:23 AM	7/16/2020 5:57 PM
				PMOIST-Percent Moisture		6/25/2020 1:00 PM	6/25/2020 1:00 PM
				SW_8015S-DRO-Petroleum Hydrocarbons		7/1/2020 3:50 PM	7/7/2020 4:41 PM
2006454-003B	TAFBS-S-68	6/22/2020 8:38 AM	Soil	SW_8015S-GRO-Nonhalogenated Organics, GC/FID		7/16/2020 10:04 PM	7/16/2020 10:04 PM
2006454-004A	TAFBS-S-69	6/22/2020 8:51 AM	Soil	SW_6020S-Metals, ICP/MS		6/30/2020 11:23 AM	7/16/2020 5:58 PM
				PMOIST-Percent Moisture		6/25/2020 1:00 PM	6/25/2020 1:00 PM
				SW_8015S-DRO-Petroleum Hydrocarbons		7/1/2020 3:50 PM	7/7/2020 5:10 PM
2006454-004B	TAFBS-S-69	6/22/2020 8:51 AM	Soil	SW_8015S-GRO-Nonhalogenated Organics, GC/FID		7/16/2020 10:34 PM	7/16/2020 10:34 PM
2006454-005A	TAFBS-S-70	6/22/2020 8:59 AM	Soil	SW_6020S-Metals, ICP/MS		6/30/2020 11:23 AM	7/16/2020 5:59 PM
				PMOIST-Percent Moisture		6/25/2020 1:00 PM	6/25/2020 1:00 PM
				SW_8015S-DRO-Petroleum Hydrocarbons		7/1/2020 3:50 PM	7/7/2020 5:38 PM

**Client:** USACE Sacramento District  
**Project:** Travis AFB Runway 21R/03L

Sample ID	Client Sample ID	Collection Date	Matrix	Test Name	Leachate Date	Prep Date	Analysis Date
2006454-005B	TAFBS-S-70	6/22/2020 8:59 AM	Soil	SW_8015S-GRO-Nonhalogenated Organics, GC/FID		7/16/2020 11:04 PM	7/16/2020 11:04 PM
2006454-006A	TAFBS-S-71	6/22/2020 9:11 AM	Soil	SW_6020S-Metals, ICP/MS		6/30/2020 11:23 AM	7/16/2020 5:59 PM
				PMOIST-Percent Moisture		6/25/2020 1:00 PM	6/25/2020 1:00 PM
				SW_8015S-DRO-Petroleum Hydrocarbons		7/1/2020 3:50 PM	7/8/2020 1:33 AM
2006454-006B	TAFBS-S-71	6/22/2020 9:11 AM	Soil	SW_8015S-GRO-Nonhalogenated Organics, GC/FID		7/16/2020 11:34 PM	7/16/2020 11:34 PM
2006454-007A	TAFBS-S-1	6/22/2020 9:30 AM	Soil	SW_6020S-Metals, ICP/MS		6/30/2020 11:23 AM	7/16/2020 6:00 PM
				PMOIST-Percent Moisture		6/25/2020 1:00 PM	6/25/2020 1:00 PM
				SW_8015S-DRO-Petroleum Hydrocarbons		7/1/2020 3:50 PM	7/7/2020 6:06 PM
2006454-007B	TAFBS-S-1	6/22/2020 9:30 AM	Soil	SW_8015S-GRO-Nonhalogenated Organics, GC/FID		7/17/2020 12:04 AM	7/17/2020 12:04 AM
2006454-008A	TAFBS-S-2	6/22/2020 9:46 AM	Soil	SW_6020S-Metals, ICP/MS		6/30/2020 11:23 AM	7/16/2020 6:01 PM
				PMOIST-Percent Moisture		6/25/2020 1:00 PM	6/25/2020 1:00 PM
				SW_8015S-DRO-Petroleum Hydrocarbons		7/1/2020 3:50 PM	7/7/2020 6:34 PM
				SW_8015S-DRO-Petroleum Hydrocarbons		7/8/2020 10:17 AM	7/16/2020 8:27 PM
2006454-008B	TAFBS-S-2	6/22/2020 9:46 AM	Soil	SW_8015S-GRO-Nonhalogenated Organics, GC/FID		7/17/2020 12:34 AM	7/17/2020 12:34 AM
2006454-009A	TAFBS-S-3	6/22/2020 9:58 AM	Soil	SW_6020S-Metals, ICP/MS		6/30/2020 11:23 AM	7/16/2020 6:02 PM
				PMOIST-Percent Moisture		6/25/2020 1:00 PM	6/25/2020 1:00 PM
				SW_8015S-DRO-Petroleum Hydrocarbons		7/1/2020 3:50 PM	7/7/2020 7:02 PM
				SW_8015S-DRO-Petroleum Hydrocarbons		7/8/2020 10:17 AM	7/16/2020 8:54 PM
2006454-009B	TAFBS-S-3	6/22/2020 9:58 AM	Soil	SW_8015S-GRO-Nonhalogenated Organics, GC/FID		7/17/2020 1:04 AM	7/17/2020 1:04 AM

**Client:** USACE Sacramento District  
**Project:** Travis AFB Runway 21R/03L

Sample ID	Client Sample ID	Collection Date	Matrix	Test Name	Leachate Date	Prep Date	Analysis Date
2006454-010A	TAFBS-S-4	6/22/2020 10:09 AM	Soil	SW_6020S-Metals, ICP/MS		6/30/2020 11:23 AM	7/16/2020 6:03 PM
				PMOIST-Percent Moisture		6/25/2020 1:00 PM	6/25/2020 1:00 PM
				SW_8015S-DRO-Petroleum Hydrocarbons		7/1/2020 3:50 PM	7/7/2020 7:30 PM
2006454-010B	TAFBS-S-4	6/22/2020 10:09 AM	Soil	SW_8015S-GRO-Nonhalogenated Organics, GC/FID		7/17/2020 1:34 AM	7/17/2020 1:34 AM
2006454-011A	TAFBS-S-5	6/22/2020 10:21 AM	Soil	SW_6020S-Metals, ICP/MS		6/30/2020 11:23 AM	7/16/2020 6:09 PM
				PMOIST-Percent Moisture		6/25/2020 1:00 PM	6/25/2020 1:00 PM
				SW_8015S-DRO-Petroleum Hydrocarbons		7/1/2020 3:50 PM	7/7/2020 7:58 PM
2006454-011B	TAFBS-S-5	6/22/2020 10:21 AM	Soil	SW_8015S-GRO-Nonhalogenated Organics, GC/FID		7/17/2020 2:04 AM	7/17/2020 2:04 AM
2006454-012A	TAFBS-S-6	6/22/2020 10:34 AM	Soil	SW_6020S-Metals, ICP/MS		6/30/2020 11:23 AM	7/16/2020 6:10 PM
				PMOIST-Percent Moisture		6/25/2020 1:00 PM	6/25/2020 1:00 PM
				SW_8015S-DRO-Petroleum Hydrocarbons		7/1/2020 3:50 PM	7/8/2020 2:01 AM
				SW_8015S-DRO-Petroleum Hydrocarbons		7/8/2020 10:17 AM	7/16/2020 9:22 PM
2006454-012B	TAFBS-S-6	6/22/2020 10:34 AM	Soil	SW_8015S-GRO-Nonhalogenated Organics, GC/FID		7/17/2020 2:34 AM	7/17/2020 2:34 AM
2006454-013A	TAFBS-S-65	6/22/2020 10:54 AM	Soil	SW_6020S-Metals, ICP/MS		6/30/2020 11:23 AM	7/16/2020 6:11 PM
				PMOIST-Percent Moisture		6/25/2020 1:00 PM	6/25/2020 1:00 PM
				SW_8015S-DRO-Petroleum Hydrocarbons		7/1/2020 3:50 PM	7/8/2020 2:29 AM
2006454-013B	TAFBS-S-65	6/22/2020 10:54 AM	Soil	SW_8015S-GRO-Nonhalogenated Organics, GC/FID		7/17/2020 3:04 AM	7/17/2020 3:04 AM
2006454-014A	TAFBS-S-64	6/22/2020 11:01 AM	Soil	SW_6020S-Metals, ICP/MS		6/30/2020 11:23 AM	7/16/2020 6:12 PM
				PMOIST-Percent Moisture		6/25/2020 1:00 PM	6/25/2020 1:00 PM
				SW_8015S-DRO-Petroleum Hydrocarbons		7/1/2020 3:50 PM	7/7/2020 9:50 PM

**Client:** USACE Sacramento District  
**Project:** Travis AFB Runway 21R/03L

Sample ID	Client Sample ID	Collection Date	Matrix	Test Name	Leachate Date	Prep Date	Analysis Date
2006454-014B	TAFBS-S-64	6/22/2020 11:01 AM	Soil	SW_8015S-GRO-Nonhalogenated Organics, GC/FID		7/17/2020 3:33 AM	7/17/2020 3:33 AM
2006454-015A	TAFBS-S-63	6/22/2020 11:18 AM	Soil	SW_6020S-Metals, ICP/MS		6/30/2020 11:23 AM	7/16/2020 6:13 PM
				PMOIST-Percent Moisture		6/25/2020 1:00 PM	6/25/2020 1:00 PM
				SW_8015S-DRO-Petroleum Hydrocarbons		7/1/2020 3:50 PM	7/7/2020 11:14 PM
2006454-015B	TAFBS-S-63	6/22/2020 11:18 AM	Soil	SW_8015S-GRO-Nonhalogenated Organics, GC/FID		7/17/2020 8:33 AM	7/17/2020 8:33 AM
2006454-016A	TAFBS-S-62	6/22/2020 11:31 AM	Soil	SW_6020S-Metals, ICP/MS		6/30/2020 11:23 AM	7/16/2020 6:14 PM
				PMOIST-Percent Moisture		6/25/2020 1:00 PM	6/25/2020 1:00 PM
				SW_8015S-DRO-Petroleum Hydrocarbons		7/1/2020 3:50 PM	7/8/2020 2:56 AM
2006454-016B	TAFBS-S-62	6/22/2020 11:31 AM	Soil	SW_8015S-GRO-Nonhalogenated Organics, GC/FID		7/17/2020 9:03 AM	7/17/2020 9:03 AM
2006454-017A	TAFBS-S-61	6/22/2020 11:41 AM	Soil	SW_6020S-Metals, ICP/MS		6/30/2020 11:23 AM	7/16/2020 6:14 PM
				PMOIST-Percent Moisture		6/25/2020 1:00 PM	6/25/2020 1:00 PM
				SW_8015S-DRO-Petroleum Hydrocarbons		7/1/2020 3:50 PM	7/7/2020 11:42 PM
2006454-017B	TAFBS-S-61	6/22/2020 11:41 AM	Soil	SW_8015S-GRO-Nonhalogenated Organics, GC/FID		7/17/2020 9:33 AM	7/17/2020 9:33 AM
2006454-018A	TAFBS-S-60	6/22/2020 11:50 AM	Soil	SW_6020S-Metals, ICP/MS		6/30/2020 11:23 AM	7/16/2020 6:15 PM
				PMOIST-Percent Moisture		6/25/2020 1:00 PM	6/25/2020 1:00 PM
				SW_8015S-DRO-Petroleum Hydrocarbons		7/1/2020 3:50 PM	7/8/2020 12:10 AM
				SW_8015S-DRO-Petroleum Hydrocarbons		7/8/2020 10:17 AM	7/17/2020 3:16 AM
2006454-018B	TAFBS-S-60	6/22/2020 11:50 AM	Soil	SW_8015S-GRO-Nonhalogenated Organics, GC/FID		7/17/2020 10:02 AM	7/17/2020 10:02 AM
2006454-019A	TAFBS-S-59	6/22/2020 12:02 PM	Soil	SW_6020S-Metals, ICP/MS		6/30/2020 11:23 AM	7/16/2020 6:16 PM



**Client:** USACE Sacramento District  
**Project:** Travis AFB Runway 21R/03L

Sample ID	Client Sample ID	Collection Date	Matrix	Test Name	Leachate Date	Prep Date	Analysis Date
2006454-019A	TAFBS-S-59	6/22/2020 12:02 PM	Soil	PMOIST-Percent Moisture		6/25/2020 1:00 PM	6/25/2020 1:00 PM
				SW_8015S-DRO-Petroleum Hydrocarbons		7/1/2020 3:50 PM	7/8/2020 12:38 AM
2006454-019B	TAFBS-S-59	6/22/2020 12:02 PM	Soil	SW_8015S-GRO-Nonhalogenated Organics, GC/FID		7/17/2020 10:32 AM	7/17/2020 10:32 AM
2006454-020A	TAFBS-S-58	6/22/2020 12:19 PM	Soil	SW_6020S-Metals, ICP/MS		6/30/2020 11:23 AM	7/16/2020 6:17 PM
				PMOIST-Percent Moisture		6/25/2020 1:00 PM	6/25/2020 1:00 PM
				SW_8015S-DRO-Petroleum Hydrocarbons		7/1/2020 3:50 PM	7/8/2020 1:05 AM
2006454-020B	TAFBS-S-58	6/22/2020 12:19 PM	Soil	SW_8015S-GRO-Nonhalogenated Organics, GC/FID		7/17/2020 11:02 AM	7/17/2020 11:02 AM
2006454-021A	TAFBS-S-57	6/22/2020 12:28 PM	Soil	SW_6020S-Metals, ICP/MS		7/15/2020 8:51 AM	7/16/2020 6:33 PM
				PMOIST-Percent Moisture		6/26/2020 12:30 PM	6/26/2020 12:30 PM
				SW_8015S-DRO-Petroleum Hydrocarbons		7/2/2020 2:40 PM	7/9/2020 1:45 PM
2006454-021B	TAFBS-S-57	6/22/2020 12:28 PM	Soil	SW_8015S-GRO-Nonhalogenated Organics, GC/FID		7/17/2020 11:32 AM	7/17/2020 11:32 AM
2006454-022A	TAFBS-S-56	6/22/2020 12:36 PM	Soil	SW_6020S-Metals, ICP/MS		7/15/2020 8:51 AM	7/16/2020 6:30 PM
				PMOIST-Percent Moisture		6/26/2020 12:30 PM	6/26/2020 12:30 PM
				SW_8015S-DRO-Petroleum Hydrocarbons		7/2/2020 2:40 PM	7/9/2020 2:13 PM
2006454-022B	TAFBS-S-56	6/22/2020 12:36 PM	Soil	SW_8015S-GRO-Nonhalogenated Organics, GC/FID		7/17/2020 12:02 PM	7/17/2020 12:02 PM
2006454-023A	TAFBS-S-55	6/22/2020 12:48 PM	Soil	SW_6020S-Metals, ICP/MS		7/15/2020 8:51 AM	7/16/2020 6:34 PM
				PMOIST-Percent Moisture		6/26/2020 12:30 PM	6/26/2020 12:30 PM
				SW_8015S-DRO-Petroleum Hydrocarbons		7/2/2020 2:40 PM	7/9/2020 2:42 PM
2006454-023B	TAFBS-S-55	6/22/2020 12:48 PM	Soil	SW_8015S-GRO-Nonhalogenated Organics, GC/FID		7/17/2020 12:32 PM	7/17/2020 12:32 PM

**Client:** USACE Sacramento District  
**Project:** Travis AFB Runway 21R/03L

Sample ID	Client Sample ID	Collection Date	Matrix	Test Name	Leachate Date	Prep Date	Analysis Date
2006454-024A	TAFBS-S-54	6/22/2020 12:56 PM	Soil	SW_6020S-Metals, ICP/MS		7/15/2020 8:51 AM	7/16/2020 6:35 PM
				PMOIST-Percent Moisture		6/26/2020 12:30 PM	6/26/2020 12:30 PM
				SW_8015S-DRO-Petroleum Hydrocarbons		7/2/2020 2:40 PM	7/9/2020 4:28 PM
2006454-024B	TAFBS-S-54	6/22/2020 12:56 PM	Soil	SW_8015S-GRO-Nonhalogenated Organics, GC/FID		7/17/2020 1:02 PM	7/17/2020 1:02 PM
2006454-025A	TAFBS-S-53	6/22/2020 1:05 PM	Soil	SW_6020S-Metals, ICP/MS		7/15/2020 8:51 AM	7/16/2020 6:36 PM
				PMOIST-Percent Moisture		6/26/2020 12:30 PM	6/26/2020 12:30 PM
				SW_8015S-DRO-Petroleum Hydrocarbons		7/2/2020 2:40 PM	7/9/2020 4:56 PM
2006454-025B	TAFBS-S-53	6/22/2020 1:05 PM	Soil	SW_8015S-GRO-Nonhalogenated Organics, GC/FID		7/17/2020 1:33 PM	7/17/2020 1:33 PM
2006454-026A	TAFBS-S-52	6/22/2020 1:15 PM	Soil	SW_6020S-Metals, ICP/MS		7/15/2020 8:51 AM	7/16/2020 6:37 PM
				PMOIST-Percent Moisture		6/26/2020 12:30 PM	6/26/2020 12:30 PM
				SW_8015S-DRO-Petroleum Hydrocarbons		7/2/2020 2:40 PM	7/9/2020 5:24 PM
2006454-026B	TAFBS-S-52	6/22/2020 1:15 PM	Soil	SW_8015S-GRO-Nonhalogenated Organics, GC/FID		7/17/2020 2:03 PM	7/17/2020 2:03 PM
2006454-027A	TAFBS-S-51	6/22/2020 1:25 PM	Soil	SW_6020S-Metals, ICP/MS		7/15/2020 8:51 AM	7/16/2020 6:38 PM
				PMOIST-Percent Moisture		6/26/2020 12:30 PM	6/26/2020 12:30 PM
				SW_8015S-DRO-Petroleum Hydrocarbons		7/2/2020 2:40 PM	7/9/2020 5:52 PM
2006454-027B	TAFBS-S-51	6/22/2020 1:25 PM	Soil	SW_8015S-GRO-Nonhalogenated Organics, GC/FID		7/17/2020 2:33 PM	7/17/2020 2:33 PM

<b>Client:</b>	USACE Sacramento District	<b>Collection Date:</b>	6/22/2020 8:08:00 AM
<b>Project:</b>	Travis AFB Runway 21R/03L		
<b>Lab ID:</b>	2006454-001	<b>Matrix:</b>	Soil
<b>Client Sample ID:</b>	TAFBS-S-66		

Analysis	Result	Qual	DL	LOD	LOQ	Units	DF	Date Analyzed
<b>Petroleum Hydrocarbons</b>			<b>Method: SW8015D</b>			<b>SW3550C</b>	<b>Analyst: DS</b>	
Diesel Range Organics C10-C28	5600		620	680	1700	µg/Kg-dry	1	7/7/2020 3:45 PM
Surr: n-Eicosane	105			60-130		%Rec	1	7/7/2020 3:45 PM
Surr: Squalene	129			60-130		%Rec	1	7/7/2020 3:45 PM
<b>Metals, ICP/MS</b>			<b>Method: SW6020B</b>			<b>SW3050B</b>	<b>Analyst: AYA</b>	
Lead	23000	X	57	93	190	µg/Kg-dry	10	7/16/2020 5:49 PM
<b>Nonhalogenated Organics, GC/FID</b>			<b>Method: SW8015D</b>				<b>Analyst: SM2</b>	
Gasoline Range Organics C6-C10	1300	UH	1100	1300	2100	µg/Kg-dry	51.2	7/16/2020 9:04 PM
Surr: 1,2-Dichlorobenzene-d4	96.9	H		70-130		%Rec	51.2	7/16/2020 9:04 PM
<b>Percent Moisture</b>			<b>Method: ASTM-D2216</b>				<b>Analyst: GMSR</b>	
Percent Moisture	2.3		1.0	1.0	1.0	wt%	1	6/25/2020 1:00 PM

<b>Client:</b>	USACE Sacramento District	<b>Collection Date:</b>	6/22/2020 8:26:00 AM
<b>Project:</b>	Travis AFB Runway 21R/03L		
<b>Lab ID:</b>	2006454-002	<b>Matrix:</b>	Soil
<b>Client Sample ID:</b>	TAFBS-S-67		

Analysis	Result	Qual	DL	LOD	LOQ	Units	DF	Date Analyzed
<b>Petroleum Hydrocarbons</b>			<b>Method: SW8015D</b>			<b>SW3550C</b>	<b>Analyst: DS</b>	
Diesel Range Organics C10-C28	650000	H	1300	1400	3500	µg/Kg-dry	1	7/16/2020 7:59 PM
Surr: n-Eicosane	99.6	H		60-130		%Rec	1	7/16/2020 7:59 PM
Surr: Squalene	217	QH		60-130		%Rec	1	7/16/2020 7:59 PM
<b>Metals, ICP/MS</b>			<b>Method: SW6020B</b>			<b>SW3050B</b>	<b>Analyst: AYA</b>	
Lead	96000		63	100	200	µg/Kg-dry	10	7/16/2020 5:56 PM
<b>Nonhalogenated Organics, GC/FID</b>			<b>Method: SW8015D</b>				<b>Analyst: SM2</b>	
Gasoline Range Organics C6-C10	1400	UH	1200	1400	2200	µg/Kg-dry	52.9	7/16/2020 9:34 PM
Surr: 1,2-Dichlorobenzene-d4	86.7	H		70-130		%Rec	52.9	7/16/2020 9:34 PM
<b>Percent Moisture</b>			<b>Method: ASTM-D2216</b>				<b>Analyst: GMSR</b>	
Percent Moisture	5.2		1.0	1.0	1.0	wt%	1	6/25/2020 1:00 PM

Revision v1

<b>Client:</b>	USACE Sacramento District	<b>Collection Date:</b>	6/22/2020 8:38:00 AM
<b>Project:</b>	Travis AFB Runway 21R/03L		
<b>Lab ID:</b>	2006454-003	<b>Matrix:</b>	Soil
<b>Client Sample ID:</b>	TAFBS-S-68		

Analysis	Result	Qual	DL	LOD	LOQ	Units	DF	Date Analyzed
<b>Petroleum Hydrocarbons</b>			<b>Method: SW8015D</b>		<b>SW3550C</b>		<b>Analyst: DS</b>	
Diesel Range Organics C10-C28	280000		630	690	1700	µg/Kg-dry	1	7/7/2020 4:41 PM
Surr: n-Eicosane	71.9			60-130		%Rec	1	7/7/2020 4:41 PM
Surr: Squalene	129			60-130		%Rec	1	7/7/2020 4:41 PM
<b>Metals, ICP/MS</b>			<b>Method: SW6020B</b>		<b>SW3050B</b>		<b>Analyst: AYA</b>	
Lead	44000		62	100	200	µg/Kg-dry	10	7/16/2020 5:57 PM
<b>Nonhalogenated Organics, GC/FID</b>			<b>Method: SW8015D</b>				<b>Analyst: SM2</b>	
Gasoline Range Organics C6-C10	1400	UH	1200	1400	2300	µg/Kg-dry	54.3	7/16/2020 10:04 PM
Surr: 1,2-Dichlorobenzene-d4	94.2	H		70-130		%Rec	54.3	7/16/2020 10:04 PM
<b>Percent Moisture</b>			<b>Method: ASTM-D2216</b>				<b>Analyst: GMSR</b>	
Percent Moisture	4.2		1.0	1.0	1.0	wt%	1	6/25/2020 1:00 PM

<b>Client:</b>	USACE Sacramento District	<b>Collection Date:</b>	6/22/2020 8:51:00 AM
<b>Project:</b>	Travis AFB Runway 21R/03L		
<b>Lab ID:</b>	2006454-004	<b>Matrix:</b>	Soil
<b>Client Sample ID:</b>	TAFBS-S-69		

Analysis	Result	Qual	DL	LOD	LOQ	Units	DF	Date Analyzed
<b>Petroleum Hydrocarbons</b>			<b>Method: SW8015D</b>		<b>SW3550C</b>		<b>Analyst: DS</b>	
Diesel Range Organics C10-C28	84000		630	690	1700	µg/Kg-dry	1	7/7/2020 5:10 PM
Surr: n-Eicosane	123			60-130		%Rec	1	7/7/2020 5:10 PM
Surr: Squalene	140	Q		60-130		%Rec	1	7/7/2020 5:10 PM
<b>Metals, ICP/MS</b>			<b>Method: SW6020B</b>		<b>SW3050B</b>		<b>Analyst: AYA</b>	
Lead	210000		61	99	200	µg/Kg-dry	10	7/16/2020 5:58 PM
<b>Nonhalogenated Organics, GC/FID</b>			<b>Method: SW8015D</b>				<b>Analyst: SM2</b>	
Gasoline Range Organics C6-C10	1400	UH	1200	1400	2200	µg/Kg-dry	54.3	7/16/2020 10:34 PM
Surr: 1,2-Dichlorobenzene-d4	91.5	H		70-130		%Rec	54.3	7/16/2020 10:34 PM
<b>Percent Moisture</b>			<b>Method: ASTM-D2216</b>				<b>Analyst: GMSR</b>	
Percent Moisture	3.3		1.0	1.0	1.0	wt%	1	6/25/2020 1:00 PM

<b>Client:</b>	USACE Sacramento District	<b>Collection Date:</b>	6/22/2020 8:59:00 AM
<b>Project:</b>	Travis AFB Runway 21R/03L		
<b>Lab ID:</b>	2006454-005	<b>Matrix:</b>	Soil
<b>Client Sample ID:</b>	TAFBS-S-70		

Analysis	Result	Qual	DL	LOD	LOQ	Units	DF	Date Analyzed
<b>Petroleum Hydrocarbons</b>			<b>Method: SW8015D</b>			<b>SW3550C</b>	<b>Analyst: DS</b>	
Diesel Range Organics C10-C28	12000		630	690	1700	µg/Kg-dry	1	7/7/2020 5:38 PM
Surr: n-Eicosane	114			60-130		%Rec	1	7/7/2020 5:38 PM
Surr: Squalene	133	Q		60-130		%Rec	1	7/7/2020 5:38 PM
<b>Metals, ICP/MS</b>			<b>Method: SW6020B</b>			<b>SW3050B</b>	<b>Analyst: AYA</b>	
Lead	22000		58	94	190	µg/Kg-dry	10	7/16/2020 5:59 PM
<b>Nonhalogenated Organics, GC/FID</b>			<b>Method: SW8015D</b>				<b>Analyst: SM2</b>	
Gasoline Range Organics C6-C10	1400	UH	1100	1400	2200	µg/Kg-dry	52.1	7/16/2020 11:04 PM
Surr: 1,2-Dichlorobenzene-d4	88.9	H		70-130		%Rec	52.1	7/16/2020 11:04 PM
<b>Percent Moisture</b>			<b>Method: ASTM-D2216</b>				<b>Analyst: GMSR</b>	
Percent Moisture	3.6		1.0	1.0	1.0	wt%	1	6/25/2020 1:00 PM

<b>Client:</b>	USACE Sacramento District	<b>Collection Date:</b>	6/22/2020 9:11:00 AM
<b>Project:</b>	Travis AFB Runway 21R/03L		
<b>Lab ID:</b>	2006454-006	<b>Matrix:</b>	Soil
<b>Client Sample ID:</b>	TAFBS-S-71		

Analysis	Result	Qual	DL	LOD	LOQ	Units	DF	Date Analyzed
<b>Petroleum Hydrocarbons</b>			<b>Method: SW8015D</b>			<b>SW3550C</b>	<b>Analyst: DS</b>	
Diesel Range Organics C10-C28	3400	U	3100	3400	8500	µg/Kg-dry	1	7/8/2020 1:33 AM
Surr: n-Eicosane	121			60-130		%Rec	1	7/8/2020 1:33 AM
Surr: Squalene	128			60-130		%Rec	1	7/8/2020 1:33 AM
<b>Metals, ICP/MS</b>			<b>Method: SW6020B</b>			<b>SW3050B</b>	<b>Analyst: AYA</b>	
Lead	17000		59	96	190	µg/Kg-dry	10	7/16/2020 5:59 PM
<b>Nonhalogenated Organics, GC/FID</b>			<b>Method: SW8015D</b>				<b>Analyst: SM2</b>	
Gasoline Range Organics C6-C10	1400	UH	1100	1400	2200	µg/Kg-dry	52.9	7/16/2020 11:34 PM
Surr: 1,2-Dichlorobenzene-d4	90.1	H		70-130		%Rec	52.9	7/16/2020 11:34 PM
<b>Percent Moisture</b>			<b>Method: ASTM-D2216</b>				<b>Analyst: GMSR</b>	
Percent Moisture	2.0		1.0	1.0	1.0	wt%	1	6/25/2020 1:00 PM



Revision v1

<b>Client:</b>	USACE Sacramento District	<b>Collection Date:</b>	6/22/2020 9:30:00 AM
<b>Project:</b>	Travis AFB Runway 21R/03L		
<b>Lab ID:</b>	2006454-007	<b>Matrix:</b>	Soil
<b>Client Sample ID:</b>	TAFBS-S-1		

Analysis	Result	Qual	DL	LOD	LOQ	Units	DF	Date Analyzed
<b>Petroleum Hydrocarbons</b>			<b>Method: SW8015D</b>		<b>SW3550C</b>		<b>Analyst: DS</b>	
Diesel Range Organics C10-C28	12000		650	710	1800	µg/Kg-dry	1	7/7/2020 6:06 PM
Surr: n-Eicosane	110			60-130		%Rec	1	7/7/2020 6:06 PM
Surr: Squalene	231	Q		60-130		%Rec	1	7/7/2020 6:06 PM
<b>Metals, ICP/MS</b>			<b>Method: SW6020B</b>		<b>SW3050B</b>		<b>Analyst: AYA</b>	
Lead	11000		62	100	200	µg/Kg-dry	10	7/16/2020 6:00 PM
<b>Nonhalogenated Organics, GC/FID</b>			<b>Method: SW8015D</b>				<b>Analyst: SM2</b>	
Gasoline Range Organics C6-C10	1400	UH	1200	1400	2300	µg/Kg-dry	53.1	7/17/2020 12:04 AM
Surr: 1,2-Dichlorobenzene-d4	95.5	H		70-130		%Rec	53.1	7/17/2020 12:04 AM
<b>Percent Moisture</b>			<b>Method: ASTM-D2216</b>				<b>Analyst: GMSR</b>	
Percent Moisture	6.2		1.0	1.0	1.0	wt%	1	6/25/2020 1:00 PM

Revision v1

<b>Client:</b>	USACE Sacramento District	<b>Collection Date:</b>	6/22/2020 9:46:00 AM
<b>Project:</b>	Travis AFB Runway 21R/03L		
<b>Lab ID:</b>	2006454-008	<b>Matrix:</b>	Soil
<b>Client Sample ID:</b>	TAFBS-S-2		

Analysis	Result	Qual	DL	LOD	LOQ	Units	DF	Date Analyzed
<b>Petroleum Hydrocarbons</b>			<b>Method: SW8015D</b>			<b>SW3550C</b>	<b>Analyst: DS</b>	
Diesel Range Organics C10-C28	20000	H	1200	1400	3400	µg/Kg-dry	1	7/16/2020 8:27 PM
Surr: n-Eicosane	72.7	H		60-130		%Rec	1	7/16/2020 8:27 PM
Surr: Squalene	46.3	QH		60-130		%Rec	1	7/16/2020 8:27 PM
<b>Metals, ICP/MS</b>			<b>Method: SW6020B</b>			<b>SW3050B</b>	<b>Analyst: AYA</b>	
Lead	99000		59	96	190	µg/Kg-dry	10	7/16/2020 6:01 PM
<b>Nonhalogenated Organics, GC/FID</b>			<b>Method: SW8015D</b>				<b>Analyst: SM2</b>	
Gasoline Range Organics C6-C10	1300	UH	1100	1300	2100	µg/Kg-dry	52.5	7/17/2020 12:34 AM
Surr: 1,2-Dichlorobenzene-d4	92.6	H		70-130		%Rec	52.5	7/17/2020 12:34 AM
<b>Percent Moisture</b>			<b>Method: ASTM-D2216</b>				<b>Analyst: GMSR</b>	
Percent Moisture	2.1		1.0	1.0	1.0	wt%	1	6/25/2020 1:00 PM

<b>Client:</b>	USACE Sacramento District	<b>Collection Date:</b>	6/22/2020 9:58:00 AM
<b>Project:</b>	Travis AFB Runway 21R/03L		
<b>Lab ID:</b>	2006454-009	<b>Matrix:</b>	Soil
<b>Client Sample ID:</b>	TAFBS-S-3		

Analysis	Result	Qual	DL	LOD	LOQ	Units	DF	Date Analyzed
<b>Petroleum Hydrocarbons</b>			<b>Method: SW8015D</b>			<b>SW3550C</b>	<b>Analyst: DS</b>	
Diesel Range Organics C10-C28	1400	UH	1200	1400	3400	µg/Kg-dry	1	7/16/2020 8:54 PM
Surr: n-Eicosane	127	H		60-130		%Rec	1	7/16/2020 8:54 PM
Surr: Squalene	138	QH		60-130		%Rec	1	7/16/2020 8:54 PM
<b>Metals, ICP/MS</b>			<b>Method: SW6020B</b>			<b>SW3050B</b>	<b>Analyst: AYA</b>	
Lead	29000		57	92	180	µg/Kg-dry	10	7/16/2020 6:02 PM
<b>Nonhalogenated Organics, GC/FID</b>			<b>Method: SW8015D</b>				<b>Analyst: SM2</b>	
Gasoline Range Organics C6-C10	1300	UH	1100	1300	2100	µg/Kg-dry	51.4	7/17/2020 1:04 AM
Surr: 1,2-Dichlorobenzene-d4	88.1	H		70-130		%Rec	51.4	7/17/2020 1:04 AM
<b>Percent Moisture</b>			<b>Method: ASTM-D2216</b>				<b>Analyst: GMSR</b>	
Percent Moisture	2.8		1.0	1.0	1.0	wt%	1	6/25/2020 1:00 PM

<b>Client:</b>	USACE Sacramento District	<b>Collection Date:</b>	6/22/2020 10:09:00 AM
<b>Project:</b>	Travis AFB Runway 21R/03L		
<b>Lab ID:</b>	2006454-010	<b>Matrix:</b>	Soil
<b>Client Sample ID:</b>	TAFBS-S-4		

Analysis	Result	Qual	DL	LOD	LOQ	Units	DF	Date Analyzed
<b>Petroleum Hydrocarbons</b>			<b>Method: SW8015D</b>			<b>SW3550C</b>	<b>Analyst: DS</b>	
Diesel Range Organics C10-C28	37000		620	690	1700	µg/Kg-dry	1	7/7/2020 7:30 PM
Surr: n-Eicosane	92.9			60-130		%Rec	1	7/7/2020 7:30 PM
Surr: Squalene	113			60-130		%Rec	1	7/7/2020 7:30 PM
<b>Metals, ICP/MS</b>			<b>Method: SW6020B</b>			<b>SW3050B</b>	<b>Analyst: AYA</b>	
Lead	56000		59	96	190	µg/Kg-dry	10	7/16/2020 6:03 PM
<b>Nonhalogenated Organics, GC/FID</b>			<b>Method: SW8015D</b>				<b>Analyst: SM2</b>	
Gasoline Range Organics C6-C10	1300	UH	1100	1300	2100	µg/Kg-dry	51.5	7/17/2020 1:34 AM
Surr: 1,2-Dichlorobenzene-d4	83.3	H		70-130		%Rec	51.5	7/17/2020 1:34 AM
<b>Percent Moisture</b>			<b>Method: ASTM-D2216</b>				<b>Analyst: GMSR</b>	
Percent Moisture	3.1		1.0	1.0	1.0	wt%	1	6/25/2020 1:00 PM

<b>Client:</b>	USACE Sacramento District	<b>Collection Date:</b>	6/22/2020 10:21:00 AM
<b>Project:</b>	Travis AFB Runway 21R/03L		
<b>Lab ID:</b>	2006454-011	<b>Matrix:</b>	Soil
<b>Client Sample ID:</b>	TAFBS-S-5		

Analysis	Result	Qual	DL	LOD	LOQ	Units	DF	Date Analyzed
<b>Petroleum Hydrocarbons</b>			<b>Method: SW8015D</b>			<b>SW3550C</b>	<b>Analyst: DS</b>	
Diesel Range Organics C10-C28	20000		620	690	1700	µg/Kg-dry	1	7/7/2020 7:58 PM
Surr: n-Eicosane	45.1	Q		60-130		%Rec	1	7/7/2020 7:58 PM
Surr: Squalene	64.0			60-130		%Rec	1	7/7/2020 7:58 PM
<b>Metals, ICP/MS</b>			<b>Method: SW6020B</b>			<b>SW3050B</b>	<b>Analyst: AYA</b>	
Lead	79000		58	94	190	µg/Kg-dry	10	7/16/2020 6:09 PM
<b>Nonhalogenated Organics, GC/FID</b>			<b>Method: SW8015D</b>				<b>Analyst: SM2</b>	
Gasoline Range Organics C6-C10	1300	UH	1100	1300	2100	µg/Kg-dry	51.6	7/17/2020 2:04 AM
Surr: 1,2-Dichlorobenzene-d4	88.2	H		70-130		%Rec	51.6	7/17/2020 2:04 AM
<b>Percent Moisture</b>			<b>Method: ASTM-D2216</b>				<b>Analyst: GMSR</b>	
Percent Moisture	3.2		1.0	1.0	1.0	wt%	1	6/25/2020 1:00 PM

Revision v1

<b>Client:</b>	USACE Sacramento District	<b>Collection Date:</b>	6/22/2020 10:34:00 AM
<b>Project:</b>	Travis AFB Runway 21R/03L		
<b>Lab ID:</b>	2006454-012	<b>Matrix:</b>	Soil
<b>Client Sample ID:</b>	TAFBS-S-6		

Analysis	Result	Qual	DL	LOD	LOQ	Units	DF	Date Analyzed
<b>Petroleum Hydrocarbons</b>			<b>Method: SW8015D</b>			<b>SW3550C</b>	<b>Analyst: DS</b>	
Diesel Range Organics C10-C28	200000	H	1300	1400	3600	µg/Kg-dry	1	7/16/2020 9:22 PM
Surr: n-Eicosane	142	QH		60-130		%Rec	1	7/16/2020 9:22 PM
Surr: Squalene	232	QH		60-130		%Rec	1	7/16/2020 9:22 PM
<b>Metals, ICP/MS</b>			<b>Method: SW6020B</b>			<b>SW3050B</b>	<b>Analyst: AYA</b>	
Lead	620000		59	95	190	µg/Kg-dry	10	7/16/2020 6:10 PM
<b>Nonhalogenated Organics, GC/FID</b>			<b>Method: SW8015D</b>				<b>Analyst: SM2</b>	
Gasoline Range Organics C6-C10	1500	UH	1300	1500	2400	µg/Kg-dry	55.9	7/17/2020 2:34 AM
Surr: 1,2-Dichlorobenzene-d4	86.6	H		70-130		%Rec	55.9	7/17/2020 2:34 AM
<b>Percent Moisture</b>			<b>Method: ASTM-D2216</b>				<b>Analyst: GMSR</b>	
Percent Moisture	7.5		1.0	1.0	1.0	wt%	1	6/25/2020 1:00 PM

Revision v1

<b>Client:</b>	USACE Sacramento District	<b>Collection Date:</b>	6/22/2020 10:54:00 AM
<b>Project:</b>	Travis AFB Runway 21R/03L		
<b>Lab ID:</b>	2006454-013	<b>Matrix:</b>	Soil
<b>Client Sample ID:</b>	TAFBS-S-65		

Analysis	Result	Qual	DL	LOD	LOQ	Units	DF	Date Analyzed
<b>Petroleum Hydrocarbons</b>			<b>Method: SW8015D</b>			<b>SW3550C</b>	<b>Analyst: DS</b>	
Diesel Range Organics C10-C28	71000		3200	3500	8800	µg/Kg-dry	1	7/8/2020 2:29 AM
Surr: n-Eicosane	129			60-130		%Rec	1	7/8/2020 2:29 AM
Surr: Squalene	137	Q		60-130		%Rec	1	7/8/2020 2:29 AM
<b>Metals, ICP/MS</b>			<b>Method: SW6020B</b>			<b>SW3050B</b>	<b>Analyst: AYA</b>	
Lead	200000		59	95	190	µg/Kg-dry	10	7/16/2020 6:11 PM
<b>Nonhalogenated Organics, GC/FID</b>			<b>Method: SW8015D</b>				<b>Analyst: SM2</b>	
Gasoline Range Organics C6-C10	1400	UH	1200	1400	2300	µg/Kg-dry	54.5	7/17/2020 3:04 AM
Surr: 1,2-Dichlorobenzene-d4	84.6	H		70-130		%Rec	54.5	7/17/2020 3:04 AM
<b>Percent Moisture</b>			<b>Method: ASTM-D2216</b>				<b>Analyst: GMSR</b>	
Percent Moisture	5.9		1.0	1.0	1.0	wt%	1	6/25/2020 1:00 PM

<b>Client:</b>	USACE Sacramento District	<b>Collection Date:</b>	6/22/2020 11:01:00 AM
<b>Project:</b>	Travis AFB Runway 21R/03L		
<b>Lab ID:</b>	2006454-014	<b>Matrix:</b>	Soil
<b>Client Sample ID:</b>	TAFBS-S-64		

Analysis	Result	Qual	DL	LOD	LOQ	Units	DF	Date Analyzed
<b>Petroleum Hydrocarbons</b>			<b>Method: SW8015D</b>		<b>SW3550C</b>		<b>Analyst: DS</b>	
Diesel Range Organics C10-C28	2300	UX	2000	2300	5600	µg/Kg-dry	1	7/7/2020 9:50 PM
Surr: n-Eicosane	107			60-130		%Rec	1	7/7/2020 9:50 PM
Surr: Squalene	98.0			60-130		%Rec	1	7/7/2020 9:50 PM
<b>Metals, ICP/MS</b>			<b>Method: SW6020B</b>		<b>SW3050B</b>		<b>Analyst: AYA</b>	
Lead	37000		57	93	190	µg/Kg-dry	10	7/16/2020 6:12 PM
<b>Nonhalogenated Organics, GC/FID</b>			<b>Method: SW8015D</b>				<b>Analyst: SM2</b>	
Gasoline Range Organics C6-C10	1600	UH	1400	1600	2600	µg/Kg-dry	57.9	7/17/2020 3:33 AM
Surr: 1,2-Dichlorobenzene-d4	99.3	H		70-130		%Rec	57.9	7/17/2020 3:33 AM
<b>Percent Moisture</b>			<b>Method: ASTM-D2216</b>				<b>Analyst: GMSR</b>	
Percent Moisture	12		1.0	1.0	1.0	wt%	1	6/25/2020 1:00 PM



<b>Client:</b>	USACE Sacramento District	<b>Collection Date:</b>	6/22/2020 11:18:00 AM
<b>Project:</b>	Travis AFB Runway 21R/03L		
<b>Lab ID:</b>	2006454-015	<b>Matrix:</b>	Soil
<b>Client Sample ID:</b>	TAFBS-S-63		

Analysis	Result	Qual	DL	LOD	LOQ	Units	DF	Date Analyzed
<b>Petroleum Hydrocarbons</b>			<b>Method: SW8015D</b>			<b>SW3550C</b>	<b>Analyst: DS</b>	
Diesel Range Organics C10-C28	720	U	660	720	1800	µg/Kg-dry	1	7/7/2020 11:14 PM
Surr: n-Eicosane	115			60-130		%Rec	1	7/7/2020 11:14 PM
Surr: Squalene	109			60-130		%Rec	1	7/7/2020 11:14 PM
<b>Metals, ICP/MS</b>			<b>Method: SW6020B</b>			<b>SW3050B</b>	<b>Analyst: AYA</b>	
Lead	12000		59	95	190	µg/Kg-dry	10	7/16/2020 6:13 PM
<b>Nonhalogenated Organics, GC/FID</b>			<b>Method: SW8015D</b>				<b>Analyst: SM2</b>	
Gasoline Range Organics C6-C10	1500	UH	1200	1500	2400	µg/Kg-dry	54.8	7/17/2020 8:33 AM
Surr: 1,2-Dichlorobenzene-d4	89.4	H		70-130		%Rec	54.8	7/17/2020 8:33 AM
<b>Percent Moisture</b>			<b>Method: ASTM-D2216</b>				<b>Analyst: GMSR</b>	
Percent Moisture	7.9		1.0	1.0	1.0	wt%	1	6/25/2020 1:00 PM

<b>Client:</b>	USACE Sacramento District	<b>Collection Date:</b>	6/22/2020 11:31:00 AM
<b>Project:</b>	Travis AFB Runway 21R/03L		
<b>Lab ID:</b>	2006454-016	<b>Matrix:</b>	Soil
<b>Client Sample ID:</b>	TAFBS-S-62		

Analysis	Result	Qual	DL	LOD	LOQ	Units	DF	Date Analyzed
<b>Petroleum Hydrocarbons</b>			<b>Method: SW8015D</b>			<b>SW3550C</b>	<b>Analyst: DS</b>	
Diesel Range Organics C10-C28	48000		3100	3500	8600	µg/Kg-dry	1	7/8/2020 2:56 AM
Surr: n-Eicosane	121			60-130		%Rec	1	7/8/2020 2:56 AM
Surr: Squalene	114			60-130		%Rec	1	7/8/2020 2:56 AM
<b>Metals, ICP/MS</b>			<b>Method: SW6020B</b>			<b>SW3050B</b>	<b>Analyst: AYA</b>	
Lead	110000		62	100	200	µg/Kg-dry	10	7/16/2020 6:14 PM
<b>Nonhalogenated Organics, GC/FID</b>			<b>Method: SW8015D</b>				<b>Analyst: SM2</b>	
Gasoline Range Organics C6-C10	1300	UH	1100	1300	2100	µg/Kg-dry	51.8	7/17/2020 9:03 AM
Surr: 1,2-Dichlorobenzene-d4	88.6	H		70-130		%Rec	51.8	7/17/2020 9:03 AM
<b>Percent Moisture</b>			<b>Method: ASTM-D2216</b>				<b>Analyst: GMSR</b>	
Percent Moisture	3.6		1.0	1.0	1.0	wt%	1	6/25/2020 1:00 PM

<b>Client:</b>	USACE Sacramento District	<b>Collection Date:</b>	6/22/2020 11:41:00 AM
<b>Project:</b>	Travis AFB Runway 21R/03L		
<b>Lab ID:</b>	2006454-017	<b>Matrix:</b>	Soil
<b>Client Sample ID:</b>	TAFBS-S-61		

Analysis	Result	Qual	DL	LOD	LOQ	Units	DF	Date Analyzed
<b>Petroleum Hydrocarbons</b>			<b>Method: SW8015D</b>			<b>SW3550C</b>	<b>Analyst: DS</b>	
Diesel Range Organics C10-C28	710	U	640	710	1800	µg/Kg-dry	1	7/7/2020 11:42 PM
Surr: n-Eicosane	102			60-130		%Rec	1	7/7/2020 11:42 PM
Surr: Squalene	112			60-130		%Rec	1	7/7/2020 11:42 PM
<b>Metals, ICP/MS</b>			<b>Method: SW6020B</b>			<b>SW3050B</b>	<b>Analyst: AYA</b>	
Lead	24000		55	89	180	µg/Kg-dry	10	7/16/2020 6:14 PM
<b>Nonhalogenated Organics, GC/FID</b>			<b>Method: SW8015D</b>				<b>Analyst: SM2</b>	
Gasoline Range Organics C6-C10	1400	UH	1200	1400	2300	µg/Kg-dry	53	7/17/2020 9:33 AM
Surr: 1,2-Dichlorobenzene-d4	89.2	H		70-130		%Rec	53	7/17/2020 9:33 AM
<b>Percent Moisture</b>			<b>Method: ASTM-D2216</b>				<b>Analyst: GMSR</b>	
Percent Moisture	6.1		1.0	1.0	1.0	wt%	1	6/25/2020 1:00 PM

<b>Client:</b>	USACE Sacramento District	<b>Collection Date:</b>	6/22/2020 11:50:00 AM
<b>Project:</b>	Travis AFB Runway 21R/03L		
<b>Lab ID:</b>	2006454-018	<b>Matrix:</b>	Soil
<b>Client Sample ID:</b>	TAFBS-S-60		

Analysis	Result	Qual	DL	LOD	LOQ	Units	DF	Date Analyzed
<b>Petroleum Hydrocarbons</b>			<b>Method: SW8015D</b>			<b>SW3550C</b>	<b>Analyst: DS</b>	
Diesel Range Organics C10-C28	1400	UH	1200	1400	3400	µg/Kg-dry	1	7/17/2020 3:16 AM
Surr: n-Eicosane	125	H		60-130		%Rec	1	7/17/2020 3:16 AM
Surr: Squalene	120	H		60-130		%Rec	1	7/17/2020 3:16 AM
<b>Metals, ICP/MS</b>			<b>Method: SW6020B</b>			<b>SW3050B</b>	<b>Analyst: AYA</b>	
Lead	27000		60	97	190	µg/Kg-dry	10	7/16/2020 6:15 PM
<b>Nonhalogenated Organics, GC/FID</b>			<b>Method: SW8015D</b>				<b>Analyst: SM2</b>	
Gasoline Range Organics C6-C10	1300	UH	1100	1300	2100	µg/Kg-dry	51.2	7/17/2020 10:02 AM
Surr: 1,2-Dichlorobenzene-d4	91.0	H		70-130		%Rec	51.2	7/17/2020 10:02 AM
<b>Percent Moisture</b>			<b>Method: ASTM-D2216</b>				<b>Analyst: GMSR</b>	
Percent Moisture	2.5		1.0	1.0	1.0	wt%	1	6/25/2020 1:00 PM

<b>Client:</b>	USACE Sacramento District	<b>Collection Date:</b>	6/22/2020 12:02:00 PM
<b>Project:</b>	Travis AFB Runway 21R/03L		
<b>Lab ID:</b>	2006454-019	<b>Matrix:</b>	Soil
<b>Client Sample ID:</b>	TAFBS-S-59		

Analysis	Result	Qual	DL	LOD	LOQ	Units	DF	Date Analyzed
<b>Petroleum Hydrocarbons</b>			<b>Method: SW8015D</b>			<b>SW3550C</b>	<b>Analyst: DS</b>	
Diesel Range Organics C10-C28	720	U	660	720	1800	µg/Kg-dry	1	7/8/2020 12:38 AM
Surr: n-Eicosane	107			60-130		%Rec	1	7/8/2020 12:38 AM
Surr: Squalene	107			60-130		%Rec	1	7/8/2020 12:38 AM
<b>Metals, ICP/MS</b>			<b>Method: SW6020B</b>			<b>SW3050B</b>	<b>Analyst: AYA</b>	
Lead	29000		57	92	180	µg/Kg-dry	10	7/16/2020 6:16 PM
<b>Nonhalogenated Organics, GC/FID</b>			<b>Method: SW8015D</b>				<b>Analyst: SM2</b>	
Gasoline Range Organics C6-C10	1500	UH	1200	1500	2300	µg/Kg-dry	54	7/17/2020 10:32 AM
Surr: 1,2-Dichlorobenzene-d4	82.9	H		70-130		%Rec	54	7/17/2020 10:32 AM
<b>Percent Moisture</b>			<b>Method: ASTM-D2216</b>				<b>Analyst: GMSR</b>	
Percent Moisture	8.1		1.0	1.0	1.0	wt%	1	6/25/2020 1:00 PM

<b>Client:</b>	USACE Sacramento District	<b>Collection Date:</b>	6/22/2020 12:19:00 PM
<b>Project:</b>	Travis AFB Runway 21R/03L		
<b>Lab ID:</b>	2006454-020	<b>Matrix:</b>	Soil
<b>Client Sample ID:</b>	TAFBS-S-58		

Analysis	Result	Qual	DL	LOD	LOQ	Units	DF	Date Analyzed
<b>Petroleum Hydrocarbons</b>			<b>Method: SW8015D</b>			<b>SW3550C</b>	<b>Analyst: DS</b>	
Diesel Range Organics C10-C28	720	U	660	720	1800	µg/Kg-dry	1	7/8/2020 1:05 AM
Surr: n-Eicosane	108			60-130		%Rec	1	7/8/2020 1:05 AM
Surr: Squalene	121			60-130		%Rec	1	7/8/2020 1:05 AM
<b>Metals, ICP/MS</b>			<b>Method: SW6020B</b>			<b>SW3050B</b>	<b>Analyst: AYA</b>	
Lead	9400		57	92	180	µg/Kg-dry	10	7/16/2020 6:17 PM
<b>Nonhalogenated Organics, GC/FID</b>			<b>Method: SW8015D</b>				<b>Analyst: SM2</b>	
Gasoline Range Organics C6-C10	1500	UH	1200	1500	2300	µg/Kg-dry	53.9	7/17/2020 11:02 AM
Surr: 1,2-Dichlorobenzene-d4	80.1	H		70-130		%Rec	53.9	7/17/2020 11:02 AM
<b>Percent Moisture</b>			<b>Method: ASTM-D2216</b>				<b>Analyst: GMSR</b>	
Percent Moisture	7.8		1.0	1.0	1.0	wt%	1	6/25/2020 1:00 PM

<b>Client:</b>	USACE Sacramento District	<b>Collection Date:</b>	6/22/2020 12:28:00 PM
<b>Project:</b>	Travis AFB Runway 21R/03L		
<b>Lab ID:</b>	2006454-021	<b>Matrix:</b>	Soil
<b>Client Sample ID:</b>	TAFBS-S-57		

Analysis	Result	Qual	DL	LOD	LOQ	Units	DF	Date Analyzed
<b>Petroleum Hydrocarbons</b>			<b>Method: SW8015D</b>			<b>SW3550C</b>	<b>Analyst: DS</b>	
Diesel Range Organics C10-C28	710	UQ	640	710	1800	µg/Kg-dry	1	7/9/2020 1:45 PM
Surr: n-Eicosane	112			60-130		%Rec	1	7/9/2020 1:45 PM
Surr: Squalene	128			60-130		%Rec	1	7/9/2020 1:45 PM
<b>Metals, ICP/MS</b>			<b>Method: SW6020B</b>			<b>SW3050B</b>	<b>Analyst: AYA</b>	
Lead	23000		58	94	190	µg/Kg-dry	10	7/16/2020 6:33 PM
<b>Nonhalogenated Organics, GC/FID</b>			<b>Method: SW8015D</b>				<b>Analyst: SM2</b>	
Gasoline Range Organics C6-C10	1400	UH	1200	1400	2300	µg/Kg-dry	53.1	7/17/2020 11:32 AM
Surr: 1,2-Dichlorobenzene-d4	82.0	H		70-130		%Rec	53.1	7/17/2020 11:32 AM
<b>Percent Moisture</b>			<b>Method: ASTM-D2216</b>				<b>Analyst: GMSR</b>	
Percent Moisture	6.2		1.0	1.0	1.0	wt%	1	6/26/2020 12:30 PM

<b>Client:</b>	USACE Sacramento District	<b>Collection Date:</b>	6/22/2020 12:36:00 PM
<b>Project:</b>	Travis AFB Runway 21R/03L		
<b>Lab ID:</b>	2006454-022	<b>Matrix:</b>	Soil
<b>Client Sample ID:</b>	TAFBS-S-56		

Analysis	Result	Qual	DL	LOD	LOQ	Units	DF	Date Analyzed
<b>Petroleum Hydrocarbons</b>			<b>Method: SW8015D</b>			<b>SW3550C</b>	<b>Analyst: DS</b>	
Diesel Range Organics C10-C28	760	UQ	700	760	1900	µg/Kg-dry	1	7/9/2020 2:13 PM
Surr: n-Eicosane	106			60-130		%Rec	1	7/9/2020 2:13 PM
Surr: Squalene	121			60-130		%Rec	1	7/9/2020 2:13 PM
<b>Metals, ICP/MS</b>			<b>Method: SW6020B</b>			<b>SW3050B</b>	<b>Analyst: AYA</b>	
Lead	10000		65	100	210	µg/Kg-dry	10	7/16/2020 6:30 PM
<b>Nonhalogenated Organics, GC/FID</b>			<b>Method: SW8015D</b>				<b>Analyst: SM2</b>	
Gasoline Range Organics C6-C10	1600	UH	1400	1600	2600	µg/Kg-dry	56.5	7/17/2020 12:02 PM
Surr: 1,2-Dichlorobenzene-d4	85.2	H		70-130		%Rec	56.5	7/17/2020 12:02 PM
<b>Percent Moisture</b>			<b>Method: ASTM-D2216</b>				<b>Analyst: GMSR</b>	
Percent Moisture	13		1.0	1.0	1.0	wt%	1	6/26/2020 12:30 PM



<b>Client:</b>	USACE Sacramento District	<b>Collection Date:</b>	6/22/2020 12:48:00 PM
<b>Project:</b>	Travis AFB Runway 21R/03L		
<b>Lab ID:</b>	2006454-023	<b>Matrix:</b>	Soil
<b>Client Sample ID:</b>	TAFBS-S-55		

Analysis	Result	Qual	DL	LOD	LOQ	Units	DF	Date Analyzed
<b>Petroleum Hydrocarbons</b>			<b>Method: SW8015D</b>			<b>SW3550C</b>	<b>Analyst: DS</b>	
Diesel Range Organics C10-C28	710	UQ	650	710	1800	µg/Kg-dry	1	7/9/2020 2:42 PM
Surr: n-Eicosane	105			60-130		%Rec	1	7/9/2020 2:42 PM
Surr: Squalene	122			60-130		%Rec	1	7/9/2020 2:42 PM
<b>Metals, ICP/MS</b>			<b>Method: SW6020B</b>			<b>SW3050B</b>	<b>Analyst: AYA</b>	
Lead	12000		60	98	200	µg/Kg-dry	10	7/16/2020 6:34 PM
<b>Nonhalogenated Organics, GC/FID</b>			<b>Method: SW8015D</b>				<b>Analyst: SM2</b>	
Gasoline Range Organics C6-C10	1400	UH	1200	1400	2300	µg/Kg-dry	53.5	7/17/2020 12:32 PM
Surr: 1,2-Dichlorobenzene-d4	81.9	H		70-130		%Rec	53.5	7/17/2020 12:32 PM
<b>Percent Moisture</b>			<b>Method: ASTM-D2216</b>				<b>Analyst: GMSR</b>	
Percent Moisture	6.9		1.0	1.0	1.0	wt%	1	6/26/2020 12:30 PM

Revision v1

<b>Client:</b>	USACE Sacramento District	<b>Collection Date:</b>	6/22/2020 12:56:00 PM
<b>Project:</b>	Travis AFB Runway 21R/03L		
<b>Lab ID:</b>	2006454-024	<b>Matrix:</b>	Soil
<b>Client Sample ID:</b>	TAFBS-S-54		

Analysis	Result	Qual	DL	LOD	LOQ	Units	DF	Date Analyzed
<b>Petroleum Hydrocarbons</b>			<b>Method: SW8015D</b>			<b>SW3550C</b>	<b>Analyst: DS</b>	
Diesel Range Organics C10-C28	710	UQ	640	710	1800	µg/Kg-dry	1	7/9/2020 4:28 PM
Surr: n-Eicosane	94.5			60-130		%Rec	1	7/9/2020 4:28 PM
Surr: Squalene	131	Q		60-130		%Rec	1	7/9/2020 4:28 PM
<b>Metals, ICP/MS</b>			<b>Method: SW6020B</b>			<b>SW3050B</b>	<b>Analyst: AYA</b>	
Lead	12000		64	100	210	µg/Kg-dry	10	7/16/2020 6:35 PM
<b>Nonhalogenated Organics, GC/FID</b>			<b>Method: SW8015D</b>				<b>Analyst: SM2</b>	
Gasoline Range Organics C6-C10	1400	UH	1200	1400	2200	µg/Kg-dry	52.8	7/17/2020 1:02 PM
Surr: 1,2-Dichlorobenzene-d4	90.8	H		70-130		%Rec	52.8	7/17/2020 1:02 PM
<b>Percent Moisture</b>			<b>Method: ASTM-D2216</b>				<b>Analyst: GMSR</b>	
Percent Moisture	5.7		1.0	1.0	1.0	wt%	1	6/26/2020 12:30 PM

<b>Client:</b>	USACE Sacramento District	<b>Collection Date:</b>	6/22/2020 1:05:00 PM
<b>Project:</b>	Travis AFB Runway 21R/03L		
<b>Lab ID:</b>	2006454-025	<b>Matrix:</b>	Soil
<b>Client Sample ID:</b>	TAFBS-S-53		

Analysis	Result	Qual	DL	LOD	LOQ	Units	DF	Date Analyzed
<b>Petroleum Hydrocarbons</b>			<b>Method: SW8015D</b>			<b>SW3550C</b>	<b>Analyst: DS</b>	
Diesel Range Organics C10-C28	710	UQ	640	710	1800	µg/Kg-dry	1	7/9/2020 4:56 PM
Surr: n-Eicosane	104			60-130		%Rec	1	7/9/2020 4:56 PM
Surr: Squalene	141	Q		60-130		%Rec	1	7/9/2020 4:56 PM
<b>Metals, ICP/MS</b>			<b>Method: SW6020B</b>			<b>SW3050B</b>	<b>Analyst: AYA</b>	
Lead	44000		59	96	190	µg/Kg-dry	10	7/16/2020 6:36 PM
<b>Nonhalogenated Organics, GC/FID</b>			<b>Method: SW8015D</b>				<b>Analyst: SM2</b>	
Gasoline Range Organics C6-C10	1400	UH	1200	1400	2300	µg/Kg-dry	54.4	7/17/2020 1:33 PM
Surr: 1,2-Dichlorobenzene-d4	81.4	H		70-130		%Rec	54.4	7/17/2020 1:33 PM
<b>Percent Moisture</b>			<b>Method: ASTM-D2216</b>				<b>Analyst: GMSR</b>	
Percent Moisture	5.7		1.0	1.0	1.0	wt%	1	6/26/2020 12:30 PM

Revision v1

<b>Client:</b>	USACE Sacramento District	<b>Collection Date:</b>	6/22/2020 1:15:00 PM
<b>Project:</b>	Travis AFB Runway 21R/03L		
<b>Lab ID:</b>	2006454-026	<b>Matrix:</b>	Soil
<b>Client Sample ID:</b>	TAFBS-S-52		

Analysis	Result	Qual	DL	LOD	LOQ	Units	DF	Date Analyzed
<b>Petroleum Hydrocarbons</b>			<b>Method: SW8015D</b>			<b>SW3550C</b>	<b>Analyst: DS</b>	
Diesel Range Organics C10-C28	710	UQ	650	710	1800	µg/Kg-dry	1	7/9/2020 5:24 PM
Surr: n-Eicosane	109			60-130		%Rec	1	7/9/2020 5:24 PM
Surr: Squalene	122			60-130		%Rec	1	7/9/2020 5:24 PM
<b>Metals, ICP/MS</b>			<b>Method: SW6020B</b>			<b>SW3050B</b>	<b>Analyst: AYA</b>	
Lead	19000		63	100	210	µg/Kg-dry	10	7/16/2020 6:37 PM
<b>Nonhalogenated Organics, GC/FID</b>			<b>Method: SW8015D</b>				<b>Analyst: SM2</b>	
Gasoline Range Organics C6-C10	1400	UH	1200	1400	2300	µg/Kg-dry	53.1	7/17/2020 2:03 PM
Surr: 1,2-Dichlorobenzene-d4	82.8	H		70-130		%Rec	53.1	7/17/2020 2:03 PM
<b>Percent Moisture</b>			<b>Method: ASTM-D2216</b>				<b>Analyst: GMSR</b>	
Percent Moisture	6.2		1.0	1.0	1.0	wt%	1	6/26/2020 12:30 PM

<b>Client:</b>	USACE Sacramento District	<b>Collection Date:</b>	6/22/2020 1:25:00 PM
<b>Project:</b>	Travis AFB Runway 21R/03L		
<b>Lab ID:</b>	2006454-027	<b>Matrix:</b>	Soil
<b>Client Sample ID:</b>	TAFBS-S-51		

Analysis	Result	Qual	DL	LOD	LOQ	Units	DF	Date Analyzed
<b>Petroleum Hydrocarbons</b>			<b>Method: SW8015D</b>		<b>SW3550C</b>		<b>Analyst: DS</b>	
Diesel Range Organics C10-C28	2100	UQ X	1900	2100	5300	µg/Kg-dry	1	7/9/2020 5:52 PM
Surr: n-Eicosane	107			60-130		%Rec	1	7/9/2020 5:52 PM
Surr: Squalene	123			60-130		%Rec	1	7/9/2020 5:52 PM
<b>Metals, ICP/MS</b>			<b>Method: SW6020B</b>		<b>SW3050B</b>		<b>Analyst: AYA</b>	
Lead	27000		62	100	200	µg/Kg-dry	10	7/16/2020 6:38 PM
<b>Nonhalogenated Organics, GC/FID</b>			<b>Method: SW8015D</b>				<b>Analyst: SM2</b>	
Gasoline Range Organics C6-C10	1400	UH	1200	1400	2200	µg/Kg-dry	52.8	7/17/2020 2:33 PM
Surr: 1,2-Dichlorobenzene-d4	89.5	H		70-130		%Rec	52.8	7/17/2020 2:33 PM
<b>Percent Moisture</b>			<b>Method: ASTM-D2216</b>				<b>Analyst: GMSR</b>	
Percent Moisture	5.5		1.0	1.0	1.0	wt%	1	6/26/2020 12:30 PM

Client: USACE Sacramento District

Project: Travis AFB Runway 21R/03L

Batch ID: 51972

Sample ID:	2006454-001AMS	Samp Type:	MS	Test Code:	SW_6020S	Units:	µg/Kg-dry	Prep Date:	6/30/2020	RunNo:	119517	
Client ID:	TAFBS-S-66MS1	Batch ID:	51972	TestNo:	SW6020A	SW3050B		Analysis Date:	7/16/2020	SeqNo:	2315796	
Analyte		Result	LOQ	SPK value	SPK Ref Val	%REC	Low Limit	High Limit	RPD Ref Value	%RPD	RPDLimit	Qual
Lead		34000	190	19320	22630	59.4	84	118				Q

Sample ID:	2006454-001AMSD	Samp Type:	MSD	Test Code:	SW_6020S	Units:	µg/Kg-dry	Prep Date:	6/30/2020	RunNo:	119517	
Client ID:	TAFBS-S-66SD1	Batch ID:	51972	TestNo:	SW6020A	SW3050B		Analysis Date:	7/16/2020	SeqNo:	2315797	
Analyte		Result	LOQ	SPK value	SPK Ref Val	%REC	Low Limit	High Limit	RPD Ref Value	%RPD	RPDLimit	Qual
Lead		42000	200	19690	22630	98.6	84	118	34100	20.9	20	R

Sample ID:	LCS-51972	Samp Type:	LCS	Test Code:	SW_6020S	Units:	µg/Kg	Prep Date:	6/30/2020	RunNo:	119517	
Client ID:	LCSS	Batch ID:	51972	TestNo:	SW6020A	SW3050B		Analysis Date:	7/16/2020	SeqNo:	2315896	
Analyte		Result	LOQ	SPK value	SPK Ref Val	%REC	Low Limit	High Limit	RPD Ref Value	%RPD	RPDLimit	Qual
Lead		18000	190	18520	0	99.4	84	118				

Sample ID:	MB-51972	Samp Type:	MBLK	Test Code:	SW_6020S	Units:	µg/Kg	Prep Date:	6/30/2020	RunNo:	119517	
Client ID:	PBS	Batch ID:	51972	TestNo:	SW6020A	SW3050B		Analysis Date:	7/16/2020	SeqNo:	2315900	
Analyte		Result	LOQ	SPK value	SPK Ref Val	%REC	Low Limit	High Limit	RPD Ref Value	%RPD	RPDLimit	Qual
Lead		94	190									U

Client: USACE Sacramento District

Project: Travis AFB Runway 21R/03L

Batch ID: 51983

Sample ID: <b>MB-51983</b>	Samp Type: <b>MBLK</b>	Test Code: <b>SW_8015S-DRO</b>	Units: <b>µg/Kg</b>	Prep Date: <b>7/1/2020</b>	RunNo: <b>119319</b>						
Client ID: <b>PBS</b>	Batch ID: <b>51983</b>	TestNo: <b>SW8015B</b>	<b>SW3550C</b>	Analysis Date: <b>7/7/2020</b>	SeqNo: <b>2312500</b>						
Analyte	Result	LOQ	SPK value	SPK Ref Val	%REC	Low Limit	High Limit	RPD Ref Value	%RPD	RPDLimit	Qual
Diesel Range Organics C10-C28	660	1700									U
Surr: n-Eicosane	550		498.5		111	60	130				
Surr: Squalene	520		498.5		104	60	130				

Sample ID: <b>LCS-51983</b>	Samp Type: <b>LCS</b>	Test Code: <b>SW_8015S-DRO</b>	Units: <b>µg/Kg</b>	Prep Date: <b>7/1/2020</b>	RunNo: <b>119319</b>						
Client ID: <b>LCSS</b>	Batch ID: <b>51983</b>	TestNo: <b>SW8015B</b>	<b>SW3550C</b>	Analysis Date: <b>7/7/2020</b>	SeqNo: <b>2312501</b>						
Analyte	Result	LOQ	SPK value	SPK Ref Val	%REC	Low Limit	High Limit	RPD Ref Value	%RPD	RPDLimit	Qual
Diesel Range Organics C10-C28	21000	1700	16640	0	126	38	132				
Surr: n-Eicosane	690		739.7		93.3	60	130				
Surr: Squalene	520		416.1		126	60	130				

Sample ID: <b>LCSD-51983</b>	Samp Type: <b>LCSD</b>	Test Code: <b>SW_8015S-DRO</b>	Units: <b>µg/Kg</b>	Prep Date: <b>7/1/2020</b>	RunNo: <b>119319</b>						
Client ID: <b>LCSS02</b>	Batch ID: <b>51983</b>	TestNo: <b>SW8015B</b>	<b>SW3550C</b>	Analysis Date: <b>7/7/2020</b>	SeqNo: <b>2312502</b>						
Analyte	Result	LOQ	SPK value	SPK Ref Val	%REC	Low Limit	High Limit	RPD Ref Value	%RPD	RPDLimit	Qual
Diesel Range Organics C10-C28	22000	1700	16640	0	132	38	132	20900	4.93	0	
Surr: n-Eicosane	750		739.4		101	60	130		0	0	
Surr: Squalene	560		416.0		134	60	130		0	0	Q

Sample ID: <b>2006454-014AMS</b>	Samp Type: <b>MS</b>	Test Code: <b>SW_8015S-DRO</b>	Units: <b>µg/Kg-dry</b>	Prep Date: <b>7/1/2020</b>	RunNo: <b>119319</b>						
Client ID: <b>TAFBS-S-64MS1</b>	Batch ID: <b>51983</b>	TestNo: <b>SW8015B</b>	<b>SW3550C</b>	Analysis Date: <b>7/7/2020</b>	SeqNo: <b>2312517</b>						
Analyte	Result	LOQ	SPK value	SPK Ref Val	%REC	Low Limit	High Limit	RPD Ref Value	%RPD	RPDLimit	Qual
Diesel Range Organics C10-C28	95000	5600	56430	0	168	38	132				Q
Surr: n-Eicosane	2500		2508		99.7	60	130				
Surr: Squalene	2000		1411		142	60	130				Q

Sample ID: <b>2006454-014AMSD</b>	Samp Type: <b>MSD</b>	Test Code: <b>SW_8015S-DRO</b>	Units: <b>µg/Kg-dry</b>	Prep Date: <b>7/1/2020</b>	RunNo: <b>119319</b>						
Client ID: <b>TAFBS-S-64SD1</b>	Batch ID: <b>51983</b>	TestNo: <b>SW8015B</b>	<b>SW3550C</b>	Analysis Date: <b>7/7/2020</b>	SeqNo: <b>2312518</b>						
Analyte	Result	LOQ	SPK value	SPK Ref Val	%REC	Low Limit	High Limit	RPD Ref Value	%RPD	RPDLimit	Qual
Diesel Range Organics C10-C28	110000	5600	56260	0	187	38	132	94630	10.7	20	Q

**Client:** USACE Sacramento District  
**Project:** Travis AFB Runway 21R/03L

**Batch ID:** 51983

Sample ID:	2006454-014AMSD	Samp Type:	MSD	Test Code:	SW_8015S-DRO	Units:	µg/Kg-dry	Prep Date:	7/1/2020	RunNo:	119319
Client ID:	TAFBS-S-64SD1	Batch ID:	51983	TestNo:	SW8015B	SW3550C		Analysis Date:	7/7/2020	SeqNo:	2312518
Analyte	Result	LOQ	SPK value	SPK Ref Val	%REC	Low Limit	High Limit	RPD Ref Value	%RPD	RPDLimit	Qual
Surr: n-Eicosane	2500		2500		98.3	60	130		0	20	
Surr: Squalene	1900		1407		137	60	130		0	20	Q



Client: USACE Sacramento District

Project: Travis AFB Runway 21R/03L

Batch ID: 51991

Sample ID: <b>MB-51991</b>	Samp Type: <b>MBLK</b>	Test Code: <b>SW_8015S-DRO</b>	Units: <b>µg/Kg</b>	Prep Date: <b>7/2/2020</b>	RunNo: <b>119409</b>						
Client ID: <b>PBS</b>	Batch ID: <b>51991</b>	TestNo: <b>SW8015B</b>	<b>SW3550C</b>	Analysis Date: <b>7/9/2020</b>	SeqNo: <b>2313854</b>						
Analyte	Result	LOQ	SPK value	SPK Ref Val	%REC	Low Limit	High Limit	RPD Ref Value	%RPD	RPDLimit	Qual
Diesel Range Organics C10-C28	670	1700									U
Surr: n-Eicosane	590		499.3		118	60	130				
Surr: Squalene	600		499.3		120	60	130				

Sample ID: <b>LCS-51991</b>	Samp Type: <b>LCS</b>	Test Code: <b>SW_8015S-DRO</b>	Units: <b>µg/Kg</b>	Prep Date: <b>7/2/2020</b>	RunNo: <b>119409</b>						
Client ID: <b>LCSS</b>	Batch ID: <b>51991</b>	TestNo: <b>SW8015B</b>	<b>SW3550C</b>	Analysis Date: <b>7/9/2020</b>	SeqNo: <b>2313855</b>						
Analyte	Result	LOQ	SPK value	SPK Ref Val	%REC	Low Limit	High Limit	RPD Ref Value	%RPD	RPDLimit	Qual
Diesel Range Organics C10-C28	22000	1700	16620	0	129	38	132				
Surr: n-Eicosane	750		498.7		150	60	130				Q
Surr: Squalene	640		498.7		128	60	130				

Sample ID: <b>LCSD-51991</b>	Samp Type: <b>LCSD</b>	Test Code: <b>SW_8015S-DRO</b>	Units: <b>µg/Kg</b>	Prep Date: <b>7/2/2020</b>	RunNo: <b>119409</b>						
Client ID: <b>LCSS02</b>	Batch ID: <b>51991</b>	TestNo: <b>SW8015B</b>	<b>SW3550C</b>	Analysis Date: <b>7/9/2020</b>	SeqNo: <b>2313856</b>						
Analyte	Result	LOQ	SPK value	SPK Ref Val	%REC	Low Limit	High Limit	RPD Ref Value	%RPD	RPDLimit	Qual
Diesel Range Organics C10-C28	23000	1700	16650	0	141	38	132	21510	8.46	0	Q
Surr: n-Eicosane	810		499.5		161	60	130		0	0	Q
Surr: Squalene	680		499.5		136	60	130		0	0	Q

Sample ID: <b>2006454-027AMS</b>	Samp Type: <b>MS</b>	Test Code: <b>SW_8015S-DRO</b>	Units: <b>µg/Kg-dry</b>	Prep Date: <b>7/2/2020</b>	RunNo: <b>119409</b>						
Client ID: <b>TAFBS-S-51MS1</b>	Batch ID: <b>51991</b>	TestNo: <b>SW8015B</b>	<b>SW3550C</b>	Analysis Date: <b>7/9/2020</b>	SeqNo: <b>2313864</b>						
Analyte	Result	LOQ	SPK value	SPK Ref Val	%REC	Low Limit	High Limit	RPD Ref Value	%RPD	RPDLimit	Qual
Diesel Range Organics C10-C28	70000	5300	52550	0	132	38	132				Q
Surr: n-Eicosane	2200		1577		137	60	130				Q
Surr: Squalene	1800		1577		116	60	130				

Sample ID: <b>2006454-027AMSD</b>	Samp Type: <b>MSD</b>	Test Code: <b>SW_8015S-DRO</b>	Units: <b>µg/Kg-dry</b>	Prep Date: <b>7/2/2020</b>	RunNo: <b>119409</b>						
Client ID: <b>TAFBS-S-51SD1</b>	Batch ID: <b>51991</b>	TestNo: <b>SW8015B</b>	<b>SW3550C</b>	Analysis Date: <b>7/9/2020</b>	SeqNo: <b>2313865</b>						
Analyte	Result	LOQ	SPK value	SPK Ref Val	%REC	Low Limit	High Limit	RPD Ref Value	%RPD	RPDLimit	Qual
Diesel Range Organics C10-C28	70000	5300	52760	0	133	38	132	69550	0.984	20	Q

**Client:** USACE Sacramento District  
**Project:** Travis AFB Runway 21R/03L

**Batch ID:** 51991

Sample ID:	2006454-027AMSD	Samp Type:	MSD	Test Code:	SW_8015S-DRO	Units:	µg/Kg-dry	Prep Date:	7/2/2020	RunNo:	119409
Client ID:	TAFBS-S-51SD1	Batch ID:	51991	TestNo:	SW8015B	SW3550C		Analysis Date:	7/9/2020	SeqNo:	2313865
Analyte	Result	LOQ	SPK value	SPK Ref Val	%REC	Low Limit	High Limit	RPD Ref Value	%RPD	RPDLimit	Qual
Surr: n-Eicosane	2200		1583		140	60	130		0	20	Q
Surr: Squalene	1800		1583		117	60	130		0	20	

Client: USACE Sacramento District

Project: Travis AFB Runway 21R/03L

Batch ID: 52015

Sample ID: <b>MB-52015</b>	Samp Type: <b>MBLK</b>	Test Code: <b>SW_8015S-DRO</b>	Units: <b>µg/Kg</b>	Prep Date: <b>7/8/2020</b>	RunNo: <b>119554</b>						
Client ID: <b>PBS</b>	Batch ID: <b>52015</b>	TestNo: <b>SW8015B</b>	<b>SW3550C</b>	Analysis Date: <b>7/16/2020</b>	SeqNo: <b>2316943</b>						
Analyte	Result	LOQ	SPK value	SPK Ref Val	%REC	Low Limit	High Limit	RPD Ref Value	%RPD	RPDLimit	Qual
Diesel Range Organics C10-C28	670	1700									U
Surr: n-Eicosane	580		499.3		116	60	130				
Surr: Squalene	590		499.3		118	60	130				

Sample ID: <b>LCS-52015</b>	Samp Type: <b>LCS</b>	Test Code: <b>SW_8015S-DRO</b>	Units: <b>µg/Kg</b>	Prep Date: <b>7/8/2020</b>	RunNo: <b>119554</b>						
Client ID: <b>LCSS</b>	Batch ID: <b>52015</b>	TestNo: <b>SW8015B</b>	<b>SW3550C</b>	Analysis Date: <b>7/16/2020</b>	SeqNo: <b>2316944</b>						
Analyte	Result	LOQ	SPK value	SPK Ref Val	%REC	Low Limit	High Limit	RPD Ref Value	%RPD	RPDLimit	Qual
Diesel Range Organics C10-C28	17000	1700	16630	0	102	38	132				
Surr: n-Eicosane	550		498.8		110	60	130				
Surr: Squalene	450		498.8		89.8	60	130				

Sample ID: <b>LCSD-52015</b>	Samp Type: <b>LCSD</b>	Test Code: <b>SW_8015S-DRO</b>	Units: <b>µg/Kg</b>	Prep Date: <b>7/8/2020</b>	RunNo: <b>119554</b>						
Client ID: <b>LCSS02</b>	Batch ID: <b>52015</b>	TestNo: <b>SW8015B</b>	<b>SW3550C</b>	Analysis Date: <b>7/16/2020</b>	SeqNo: <b>2316945</b>						
Analyte	Result	LOQ	SPK value	SPK Ref Val	%REC	Low Limit	High Limit	RPD Ref Value	%RPD	RPDLimit	Qual
Diesel Range Organics C10-C28	18000	1700	16640	0	106	38	132	17000	3.51	0	
Surr: n-Eicosane	600		499.2		120	60	130		0	0	
Surr: Squalene	440		499.2		88.3	60	130		0	0	

Sample ID: <b>2006583-006AMS</b>	Samp Type: <b>MS</b>	Test Code: <b>SW_8015S-DRO</b>	Units: <b>µg/Kg-dry</b>	Prep Date: <b>7/8/2020</b>	RunNo: <b>119554</b>						
Client ID: <b>ZZZZZZ</b>	Batch ID: <b>52015</b>	TestNo: <b>SW8015B</b>	<b>SW3550C</b>	Analysis Date: <b>7/16/2020</b>	SeqNo: <b>2316947</b>						
Analyte	Result	LOQ	SPK value	SPK Ref Val	%REC	Low Limit	High Limit	RPD Ref Value	%RPD	RPDLimit	Qual
Diesel Range Organics C10-C28	68000	5200	52420	0	129	38	132				
Surr: n-Eicosane	2500		1572		156	60	130				Q
Surr: Squalene	2200		1572		137	60	130				Q

Sample ID: <b>2006583-006AMSD</b>	Samp Type: <b>MSD</b>	Test Code: <b>SW_8015S-DRO</b>	Units: <b>µg/Kg-dry</b>	Prep Date: <b>7/8/2020</b>	RunNo: <b>119554</b>						
Client ID: <b>ZZZZZZ</b>	Batch ID: <b>52015</b>	TestNo: <b>SW8015B</b>	<b>SW3550C</b>	Analysis Date: <b>7/16/2020</b>	SeqNo: <b>2316948</b>						
Analyte	Result	LOQ	SPK value	SPK Ref Val	%REC	Low Limit	High Limit	RPD Ref Value	%RPD	RPDLimit	Qual
Diesel Range Organics C10-C28	78000	5300	52520	0	148	38	132	67850	13.8	20	Q

**Client:** USACE Sacramento District  
**Project:** Travis AFB Runway 21R/03L

**Batch ID:** 52015

Sample ID:	2006583-006AMSD	Samp Type:	MSD	Test Code:	SW_8015S-DRO	Units:	µg/Kg-dry	Prep Date:	7/8/2020	RunNo:	119554
Client ID:	ZZZZZZ	Batch ID:	52015	TestNo:	SW8015B	SW3550C		Analysis Date:	7/16/2020	SeqNo:	2316948
Analyte	Result	LOQ	SPK value	SPK Ref Val	%REC	Low Limit	High Limit	RPD Ref Value	%RPD	RPDLimit	Qual
Surr: n-Eicosane	2500		1576		161	60	130		0	20	Q
Surr: Squalene	2100		1576		131	60	130		0	20	Q

Client: USACE Sacramento District

Project: Travis AFB Runway 21R/03L

Batch ID: 52061

Sample ID:	2006454-022AMS	Samp Type:	MS	Test Code:	SW_6020S	Units:	µg/Kg-dry	Prep Date:	7/15/2020	RunNo:	119517
Client ID:	TAFBS-S-56MS1	Batch ID:	52061	TestNo:	SW6020A	SW3050B		Analysis Date:	7/16/2020	SeqNo:	2315820
Analyte	Result	LOQ	SPK value	SPK Ref Val	%REC	Low Limit	High Limit	RPD Ref Value	%RPD	RPDLimit	Qual

Lead	31000	210	21310	10110	97.1	84	118				
------	-------	-----	-------	-------	------	----	-----	--	--	--	--

Sample ID:	2006454-022AMSD	Samp Type:	MSD	Test Code:	SW_6020S	Units:	µg/Kg-dry	Prep Date:	7/15/2020	RunNo:	119517
Client ID:	TAFBS-S-56SD1	Batch ID:	52061	TestNo:	SW6020A	SW3050B		Analysis Date:	7/16/2020	SeqNo:	2315821
Analyte	Result	LOQ	SPK value	SPK Ref Val	%REC	Low Limit	High Limit	RPD Ref Value	%RPD	RPDLimit	Qual

Lead	31000	220	21710	10110	97.3	84	118	30790	1.41	20	
------	-------	-----	-------	-------	------	----	-----	-------	------	----	--

Sample ID:	LCS-52061	Samp Type:	LCS	Test Code:	SW_6020S	Units:	µg/Kg	Prep Date:	7/15/2020	RunNo:	119517
Client ID:	LCSS	Batch ID:	52061	TestNo:	SW6020A	SW3050B		Analysis Date:	7/16/2020	SeqNo:	2315898
Analyte	Result	LOQ	SPK value	SPK Ref Val	%REC	Low Limit	High Limit	RPD Ref Value	%RPD	RPDLimit	Qual

Lead	20000	190	19230	0	103	84	118				
------	-------	-----	-------	---	-----	----	-----	--	--	--	--

Sample ID:	MB-52061	Samp Type:	MBLK	Test Code:	SW_6020S	Units:	µg/Kg	Prep Date:	7/15/2020	RunNo:	119517
Client ID:	PBS	Batch ID:	52061	TestNo:	SW6020A	SW3050B		Analysis Date:	7/16/2020	SeqNo:	2315902
Analyte	Result	LOQ	SPK value	SPK Ref Val	%REC	Low Limit	High Limit	RPD Ref Value	%RPD	RPDLimit	Qual

Lead	89	180									
------	----	-----	--	--	--	--	--	--	--	--	--

U

**Client:** USACE Sacramento District

**Project:** Travis AFB Runway 21R/03L

**Batch ID:** R119158

Sample ID:	2006454-001ADUP	Samp Type:	DUP	Test Code:	PMOIST	Units:	wt%	Prep Date:	6/25/2020	RunNo:	119158	
Client ID:	TAFBS-S-66LR1	Batch ID:	R119158	TestNo:	D2216			Analysis Date:	6/25/2020	SeqNo:	2310156	
Analyte		Result	LOQ	SPK value	SPK Ref Val	%REC	Low Limit	High Limit	RPD Ref Value	%RPD	RPDLimit	Qual
Percent Moisture		2.2	1.0						2.342	4.10	20	

Sample ID:	2006454-020ADUP	Samp Type:	DUP	Test Code:	PMOIST	Units:	wt%	Prep Date:	6/25/2020	RunNo:	119158	
Client ID:	TAFBS-S-58LR1	Batch ID:	R119158	TestNo:	D2216			Analysis Date:	6/25/2020	SeqNo:	2310176	
Analyte		Result	LOQ	SPK value	SPK Ref Val	%REC	Low Limit	High Limit	RPD Ref Value	%RPD	RPDLimit	Qual
Percent Moisture		6.4	1.0						7.761	19.0	20	

**Client:** USACE Sacramento District

**Project:** Travis AFB Runway 21R/03L

**Batch ID:** R119220

Sample ID:	2006454-021ADUP	Samp Type:	DUP	Test Code:	PMOIST	Units:	wt%	Prep Date:	6/26/2020	RunNo:	119220	
Client ID:	TAFBS-S-57LR1	Batch ID:	R119220	TestNo:	D2216			Analysis Date:	6/26/2020	SeqNo:	2310125	
Analyte		Result	LOQ	SPK value	SPK Ref Val	%REC	Low Limit	High Limit	RPD Ref Value	%RPD	RPDLimit	Qual
Percent Moisture		6.5	1.0						6.210	5.10	20	

Sample ID:	2006533-007ADUP	Samp Type:	DUP	Test Code:	PMOIST	Units:	wt%	Prep Date:	6/26/2020	RunNo:	119220	
Client ID:	ZZZZZZ	Batch ID:	R119220	TestNo:	D2216			Analysis Date:	6/26/2020	SeqNo:	2310142	
Analyte		Result	LOQ	SPK value	SPK Ref Val	%REC	Low Limit	High Limit	RPD Ref Value	%RPD	RPDLimit	Qual
Percent Moisture		8.5	1.0						8.898	4.75	20	

Client: USACE Sacramento District

Project: Travis AFB Runway 21R/03L

Batch ID: R120046

Sample ID:	VOA8 LCS 071620	Samp Type:	LCS	Test Code:	SW_8015S-GRO	Units:	µg/Kg	Prep Date:	7/16/2020	RunNo:	120046	
Client ID:	LCSS	Batch ID:	R120046	TestNo:	SW8015B			Analysis Date:	7/16/2020	SeqNo:	2325109	
Analyte		Result	LOQ	SPK value	SPK Ref Val	%REC	Low Limit	High Limit	RPD Ref Value	%RPD	RPDLimit	Qual

Gasoline Range Organics C6-C10	1100	40	1000	0	112	79	122				
Surr: Trifluorotoluene	0										
Surr: 1,2-Dichlorobenzene-d4	48		50.00		95.9	70	130				
Surr: 4-Bromofluorobenzene	0										

Sample ID:	VOA8 MBLK 071620	Samp Type:	MBLK	Test Code:	SW_8015S-GRO	Units:	µg/Kg	Prep Date:	7/16/2020	RunNo:	120046	
Client ID:	PBS	Batch ID:	R120046	TestNo:	SW8015B			Analysis Date:	7/16/2020	SeqNo:	2325111	
Analyte		Result	LOQ	SPK value	SPK Ref Val	%REC	Low Limit	High Limit	RPD Ref Value	%RPD	RPDLimit	Qual

Gasoline Range Organics C6-C10	25	40									U
Surr: Trifluorotoluene	0										
Surr: 1,2-Dichlorobenzene-d4	49		50.00		98.8	70	130				
Surr: 4-Bromofluorobenzene	0										

Sample ID:	2006454-014BMS	Samp Type:	MS	Test Code:	SW_8015S-GRO	Units:	µg/Kg-dry	Prep Date:	7/17/2020	RunNo:	120046	
Client ID:	TAFBS-S-64MS1	Batch ID:	R120046	TestNo:	SW8015B			Analysis Date:	7/17/2020	SeqNo:	2325126	
Analyte		Result	LOQ	SPK value	SPK Ref Val	%REC	Low Limit	High Limit	RPD Ref Value	%RPD	RPDLimit	Qual

Gasoline Range Organics C6-C10	70000	2600	65610	0	106	79	122				H
Surr: Trifluorotoluene	0		0		0	70	130				H
Surr: 1,2-Dichlorobenzene-d4	3200		3280		96.4	70	130				H
Surr: 4-Bromofluorobenzene	0		0		0	67	134				H

Sample ID:	2006454-014BMSD	Samp Type:	MSD	Test Code:	SW_8015S-GRO	Units:	µg/Kg-dry	Prep Date:	7/17/2020	RunNo:	120046	
Client ID:	TAFBS-S-64SD1	Batch ID:	R120046	TestNo:	SW8015B			Analysis Date:	7/17/2020	SeqNo:	2325127	
Analyte		Result	LOQ	SPK value	SPK Ref Val	%REC	Low Limit	High Limit	RPD Ref Value	%RPD	RPDLimit	Qual

Gasoline Range Organics C6-C10	73000	2600	65610	0	112	79	122	69610	5.12	25	H
Surr: Trifluorotoluene	0		0		0	70	130		0	25	H
Surr: 1,2-Dichlorobenzene-d4	2900		3280		88.3	70	130		0	25	H
Surr: 4-Bromofluorobenzene	0		0		0	67	134		0	25	H



Client: USACE Sacramento District

Project: Travis AFB Runway 21R/03L

Batch ID: R120047

Sample ID:	VOA8 LCS 071720	Samp Type:	LCS	Test Code:	SW_8015S-GRO	Units:	µg/Kg	Prep Date:	7/17/2020	RunNo:	120047	
Client ID:	LCSS	Batch ID:	R120047	TestNo:	SW8015B			Analysis Date:	7/17/2020	SeqNo:	2325133	
Analyte		Result	LOQ	SPK value	SPK Ref Val	%REC	Low Limit	High Limit	RPD Ref Value	%RPD	RPDLimit	Qual

Gasoline Range Organics C6-C10	1200	40	1000	0	117	79	122				
Surr: Trifluorotoluene	0										
Surr: 1,2-Dichlorobenzene-d4	47		50.00		93.3	70	130				
Surr: 4-Bromofluorobenzene	0										

Sample ID:	VOA8 MBLK 071720	Samp Type:	MBLK	Test Code:	SW_8015S-GRO	Units:	µg/Kg	Prep Date:	7/17/2020	RunNo:	120047	
Client ID:	PBS	Batch ID:	R120047	TestNo:	SW8015B			Analysis Date:	7/17/2020	SeqNo:	2325135	
Analyte		Result	LOQ	SPK value	SPK Ref Val	%REC	Low Limit	High Limit	RPD Ref Value	%RPD	RPDLimit	Qual

Gasoline Range Organics C6-C10	25	40									U
Surr: Trifluorotoluene	0										
Surr: 1,2-Dichlorobenzene-d4	50		50.00		99.5	70	130				
Surr: 4-Bromofluorobenzene	0										

Sample ID:	2006479-004BMS	Samp Type:	MS	Test Code:	SW_8015S-GRO	Units:	µg/Kg-dry	Prep Date:	7/17/2020	RunNo:	120047	
Client ID:	ZZZZZZ	Batch ID:	R120047	TestNo:	SW8015B			Analysis Date:	7/17/2020	SeqNo:	2325153	
Analyte		Result	LOQ	SPK value	SPK Ref Val	%REC	Low Limit	High Limit	RPD Ref Value	%RPD	RPDLimit	Qual

Gasoline Range Organics C6-C10	70000	2600	65180	0	108	79	122				H
Surr: Trifluorotoluene	0		0		0	70	130				H
Surr: 1,2-Dichlorobenzene-d4	3200		3259		97.2	70	130				H
Surr: 4-Bromofluorobenzene	0		0		0	67	134				H

Sample ID:	2006479-004BMSD	Samp Type:	MSD	Test Code:	SW_8015S-GRO	Units:	µg/Kg-dry	Prep Date:	7/17/2020	RunNo:	120047	
Client ID:	ZZZZZZ	Batch ID:	R120047	TestNo:	SW8015B			Analysis Date:	7/17/2020	SeqNo:	2325154	
Analyte		Result	LOQ	SPK value	SPK Ref Val	%REC	Low Limit	High Limit	RPD Ref Value	%RPD	RPDLimit	Qual

Gasoline Range Organics C6-C10	66000	2600	65180	0	102	79	122	70290	5.62	25	H
Surr: Trifluorotoluene	0		0		0	70	130		0	25	H
Surr: 1,2-Dichlorobenzene-d4	3100		3259		96.1	70	130		0	25	H
Surr: 4-Bromofluorobenzene	0		0		0	67	134		0	25	H

## Form I

CLIENT SAMPLE NO.

TAFBS-S-66

Lab Name: RTI Laboratories, Inc. Contract:Lab Code: GLEN01 ClientID: USA17 SAS No.: SDG No.: 2006454Matrix: Soil Lab Sample ID: 2006454-001BSample wt/vol: G Lab File ID: Vial:Level: (low/med) LOW Date Collected: 6/22/2020 8:08 AM% Moisture: 2.342342 Date Received: 6/23/2020 9:45 AMExtract Volume: (ul) Date Analyzed: 7/16/2020 9:04 PMSeq Number: 2325112 Dilution Factor: 51.20GC Column: RTX-624 30m Batch ID: R120046Column ID: 0.25mm, 1.4um(mm)CAS NO. COMPOUND CONC. UNITS:  $\mu\text{g/Kg-dry}$  Q DL LOD LOQ

GRO	Gasoline Range Organics C6-C10	1300	UH	1100	1300	2100
-----	--------------------------------	------	----	------	------	------

SW8015B

## Form I

CLIENT SAMPLE NO.

TAFBS-S-67

Lab Name: RTI Laboratories, Inc. Contract:Lab Code: GLEN01 ClientID: USA17 SAS No.: SDG No.: 2006454Matrix: Soil Lab Sample ID: 2006454-002BSample wt/vol: G Lab File ID: Vial:Level: (low/med) LOW Date Collected: 6/22/2020 8:26 AM% Moisture: 5.219012 Date Received: 6/23/2020 9:45 AMExtract Volume: (ul) Date Analyzed: 7/16/2020 9:34 PMSeq Number: 2325113 Dilution Factor: 52.90GC Column: RTX-624 30m Batch ID: R120046Column ID: 0.25mm, 1.4um(mm)CAS NO. COMPOUND CONC. UNITS:  $\mu\text{g/Kg-dry}$  Q DL LOD LOQ

GRO	Gasoline Range Organics C6-C10	1400	UH	1200	1400	2200
-----	--------------------------------	------	----	------	------	------

SW8015B

## Form I

CLIENT SAMPLE NO.

TAFBS-S-68

Lab Name: RTI Laboratories, Inc. Contract:Lab Code: GLEN01 ClientID: USA17 SAS No.: SDG No.: 2006454Matrix: Soil Lab Sample ID: 2006454-003BSample wt/vol: G Lab File ID: Vial:Level: (low/med) LOW Date Collected: 6/22/2020 8:38 AM% Moisture: 4.185218 Date Received: 6/23/2020 9:45 AMExtract Volume: (ul) Date Analyzed: 7/16/2020 10:04 PMSeq Number: 2325114 Dilution Factor: 54.30GC Column: RTX-624 30m Batch ID: R120046Column ID: 0.25mm, 1.4um(mm)CAS NO. COMPOUND CONC. UNITS:  $\mu\text{g/Kg-dry}$  Q DL LOD LOQ

GRO	Gasoline Range Organics C6-C10	1400	UH	1200	1400	2300
-----	--------------------------------	------	----	------	------	------

SW8015B

## Form I

CLIENT SAMPLE NO.

TAFBS-S-69

Lab Name: RTI Laboratories, Inc. Contract:Lab Code: GLEN01 ClientID: USA17 SAS No.: SDG No.: 2006454Matrix: Soil Lab Sample ID: 2006454-004BSample wt/vol: G Lab File ID: Vial:Level: (low/med) LOW Date Collected: 6/22/2020 8:51 AM% Moisture: 3.262787 Date Received: 6/23/2020 9:45 AMExtract Volume: (ul) Date Analyzed: 7/16/2020 10:34 PMSeq Number: 2325115 Dilution Factor: 54.30GC Column: RTX-624 30m Batch ID: R120046Column ID: 0.25mm, 1.4um(mm)CAS NO. COMPOUND CONC. UNITS:  $\mu\text{g/Kg-dry}$  Q DL LOD LOQ

GRO	Gasoline Range Organics C6-C10	1400	UH	1200	1400	2200
-----	--------------------------------	------	----	------	------	------

SW8015B

## Form I

CLIENT SAMPLE NO.

TAFBS-S-70

Lab Name: RTI Laboratories, Inc. Contract:Lab Code: GLEN01 ClientID: USA17 SAS No.: SDG No.: 2006454Matrix: Soil Lab Sample ID: 2006454-005BSample wt/vol: G Lab File ID: Vial:Level: (low/med) LOW Date Collected: 6/22/2020 8:59 AM% Moisture: 3.574397 Date Received: 6/23/2020 9:45 AMExtract Volume: (ul) Date Analyzed: 7/16/2020 11:04 PMSeq Number: 2325116 Dilution Factor: 52.10GC Column: RTX-624 30m Batch ID: R120046Column ID: 0.25mm, 1.4um(mm)CAS NO. COMPOUND CONC. UNITS:  $\mu\text{g/Kg-dry}$  Q DL LOD LOQ

GRO	Gasoline Range Organics C6-C10	1400	UH	1100	1400	2200
-----	--------------------------------	------	----	------	------	------

SW8015B

## Form I

CLIENT SAMPLE NO.

TAFBS-S-71

Lab Name: RTI Laboratories, Inc. Contract:Lab Code: GLEN01 ClientID: USA17 SAS No.: SDG No.: 2006454Matrix: Soil Lab Sample ID: 2006454-006BSample wt/vol: G Lab File ID: Vial:Level: (low/med) LOW Date Collected: 6/22/2020 9:11 AM% Moisture: 2.044154 Date Received: 6/23/2020 9:45 AMExtract Volume: (ul) Date Analyzed: 7/16/2020 11:34 PMSeq Number: 2325117 Dilution Factor: 52.90GC Column: RTX-624 30m Batch ID: R120046Column ID: 0.25mm, 1.4um(mm)CAS NO. COMPOUND CONC. UNITS:  $\mu\text{g/Kg-dry}$  Q DL LOD LOQ

GRO	Gasoline Range Organics C6-C10	1400	UH	1100	1400	2200
-----	--------------------------------	------	----	------	------	------

SW8015B

## Form I

CLIENT SAMPLE NO.

TAFBS-S-1

Lab Name: RTI Laboratories, Inc. Contract:Lab Code: GLEN01 ClientID: USA17 SAS No.: SDG No.: 2006454Matrix: Soil Lab Sample ID: 2006454-007BSample wt/vol: G Lab File ID: Vial:Level: (low/med) LOW Date Collected: 6/22/2020 9:30 AM% Moisture: 6.244344 Date Received: 6/23/2020 9:45 AMExtract Volume: (ul) Date Analyzed: 7/17/2020 12:04 AMSeq Number: 2325118 Dilution Factor: 53.10GC Column: RTX-624 30m Batch ID: R120046Column ID: 0.25mm, 1.4um(mm)CAS NO. COMPOUND CONC. UNITS:  $\mu\text{g/Kg-dry}$  Q DL LOD LOQ

GRO	Gasoline Range Organics C6-C10	1400	UH	1200	1400	2300
-----	--------------------------------	------	----	------	------	------

SW8015B



## Form I

CLIENT SAMPLE NO.

TAFBS-S-2

Lab Name: RTI Laboratories, Inc. Contract:Lab Code: GLEN01 ClientID: USA17 SAS No.: SDG No.: 2006454Matrix: Soil Lab Sample ID: 2006454-008BSample wt/vol: G Lab File ID: Vial:Level: (low/med) LOW Date Collected: 6/22/2020 9:46 AM% Moisture: 2.056555 Date Received: 6/23/2020 9:45 AMExtract Volume: (ul) Date Analyzed: 7/17/2020 12:34 AMSeq Number: 2325119 Dilution Factor: 52.50GC Column: RTX-624 30m Batch ID: R120046Column ID: 0.25mm, 1.4um(mm)CAS NO. COMPOUND CONC. UNITS:  $\mu\text{g/Kg-dry}$  Q DL LOD LOQ

GRO	Gasoline Range Organics C6-C10	1300	UH	1100	1300	2100
-----	--------------------------------	------	----	------	------	------

SW8015B

## Form I

CLIENT SAMPLE NO.

TAFBS-S-3

Lab Name: RTI Laboratories, Inc. Contract:Lab Code: GLEN01 ClientID: USA17 SAS No.: SDG No.: 2006454Matrix: Soil Lab Sample ID: 2006454-009BSample wt/vol: G Lab File ID: Vial:Level: (low/med) LOW Date Collected: 6/22/2020 9:58 AM% Moisture: 2.750665 Date Received: 6/23/2020 9:45 AMExtract Volume: (ul) Date Analyzed: 7/17/2020 1:04 AMSeq Number: 2325120 Dilution Factor: 51.40GC Column: RTX-624 30m Batch ID: R120046Column ID: 0.25mm, 1.4um(mm)CAS NO. COMPOUND CONC. UNITS:  $\mu\text{g/Kg-dry}$  Q DL LOD LOQ

GRO	Gasoline Range Organics C6-C10	1300	UH	1100	1300	2100
-----	--------------------------------	------	----	------	------	------

SW8015B

## Form I

CLIENT SAMPLE NO.

TAFBS-S-4

Lab Name: RTI Laboratories, Inc. Contract:Lab Code: GLEN01 ClientID: USA17 SAS No.: SDG No.: 2006454Matrix: Soil Lab Sample ID: 2006454-010BSample wt/vol: G Lab File ID: Vial:Level: (low/med) LOW Date Collected: 6/22/2020 10:09 AM% Moisture: 3.085299 Date Received: 6/23/2020 9:45 AMExtract Volume: (ul) Date Analyzed: 7/17/2020 1:34 AMSeq Number: 2325121 Dilution Factor: 51.50GC Column: RTX-624 30m Batch ID: R120046Column ID: 0.25mm, 1.4um(mm)CAS NO. COMPOUND CONC. UNITS:  $\mu\text{g/Kg-dry}$  Q DL LOD LOQ

GRO	Gasoline Range Organics C6-C10	1300	UH	1100	1300	2100
-----	--------------------------------	------	----	------	------	------

SW8015B

## Form I

CLIENT SAMPLE NO.

TAFBS-S-5

Lab Name: RTI Laboratories, Inc. Contract:Lab Code: GLEN01 ClientID: USA17 SAS No.: SDG No.: 2006454Matrix: Soil Lab Sample ID: 2006454-011BSample wt/vol: G Lab File ID: Vial:Level: (low/med) LOW Date Collected: 6/22/2020 10:21 AM% Moisture: 3.187614 Date Received: 6/23/2020 9:45 AMExtract Volume: (ul) Date Analyzed: 7/17/2020 2:04 AMSeq Number: 2325122 Dilution Factor: 51.60GC Column: RTX-624 30m Batch ID: R120046Column ID: 0.25mm, 1.4um(mm)CAS NO. COMPOUND CONC. UNITS:  $\mu\text{g/Kg-dry}$  Q DL LOD LOQ

GRO	Gasoline Range Organics C6-C10	1300	UH	1100	1300	2100
-----	--------------------------------	------	----	------	------	------

SW8015B

## Form I

CLIENT SAMPLE NO.

TAFBS-S-6

Lab Name: RTI Laboratories, Inc. Contract:Lab Code: GLEN01 ClientID: USA17 SAS No.: SDG No.: 2006454Matrix: Soil Lab Sample ID: 2006454-012BSample wt/vol: G Lab File ID: Vial:Level: (low/med) LOW Date Collected: 6/22/2020 10:34 AM% Moisture: 7.510917 Date Received: 6/23/2020 9:45 AMExtract Volume: (ul) Date Analyzed: 7/17/2020 2:34 AMSeq Number: 2325123 Dilution Factor: 55.90GC Column: RTX-624 30m Batch ID: R120046Column ID: 0.25mm, 1.4um(mm)CAS NO. COMPOUND CONC. UNITS:  $\mu\text{g/Kg-dry}$  Q DL LOD LOQ

GRO	Gasoline Range Organics C6-C10	1500	UH	1300	1500	2400
-----	--------------------------------	------	----	------	------	------

SW8015B

## Form I

CLIENT SAMPLE NO.

TAFBS-S-65

Lab Name: RTI Laboratories, Inc. Contract:Lab Code: GLEN01 ClientID: USA17 SAS No.: SDG No.: 2006454Matrix: Soil Lab Sample ID: 2006454-013BSample wt/vol: G Lab File ID: Vial:Level: (low/med) LOW Date Collected: 6/22/2020 10:54 AM% Moisture: 5.8927 Date Received: 6/23/2020 9:45 AMExtract Volume: (ul) Date Analyzed: 7/17/2020 3:04 AMSeq Number: 2325124 Dilution Factor: 54.50GC Column: RTX-624 30m Batch ID: R120046Column ID: 0.25mm, 1.4um(mm)CAS NO. COMPOUND CONC. UNITS:  $\mu\text{g/Kg-dry}$  Q DL LOD LOQ

GRO	Gasoline Range Organics C6-C10	1400	UH	1200	1400	2300
-----	--------------------------------	------	----	------	------	------

SW8015B

## Form I

CLIENT SAMPLE NO.

TAFBS-S-64

Lab Name: RTI Laboratories, Inc. Contract:Lab Code: GLEN01 ClientID: USA17 SAS No.: SDG No.: 2006454Matrix: Soil Lab Sample ID: 2006454-014BSample wt/vol: G Lab File ID: Vial:Level: (low/med) LOW Date Collected: 6/22/2020 11:01 AM% Moisture: 11.74979 Date Received: 6/23/2020 9:45 AMExtract Volume: (ul) Date Analyzed: 7/17/2020 3:33 AMSeq Number: 2325125 Dilution Factor: 57.90GC Column: RTX-624 30m Batch ID: R120046Column ID: 0.25mm, 1.4um(mm)CAS NO. COMPOUND CONC. UNITS:  $\mu\text{g/Kg-dry}$  Q DL LOD LOQ

GRO	Gasoline Range Organics C6-C10	1600	UH	1400	1600	2600
-----	--------------------------------	------	----	------	------	------

SW8015B

## Form I

CLIENT SAMPLE NO.

TAFBS-S-63

Lab Name: RTI Laboratories, Inc. Contract:Lab Code: GLEN01 ClientID: USA17 SAS No.: SDG No.: 2006454Matrix: Soil Lab Sample ID: 2006454-015BSample wt/vol: G Lab File ID: Vial:Level: (low/med) LOW Date Collected: 6/22/2020 11:18 AM% Moisture: 7.939189 Date Received: 6/23/2020 9:45 AMExtract Volume: (ul) Date Analyzed: 7/17/2020 8:33 AMSeq Number: 2325136 Dilution Factor: 54.80GC Column: RTX-624 30m Batch ID: R120047Column ID: 0.25mm, 1.4um(mm)CAS NO. COMPOUND CONC. UNITS:  $\mu\text{g/Kg-dry}$  Q DL LOD LOQ

GRO	Gasoline Range Organics C6-C10	1500	UH	1200	1500	2400
-----	--------------------------------	------	----	------	------	------

SW8015B



## Form I

CLIENT SAMPLE NO.

TAFBS-S-62

Lab Name: RTI Laboratories, Inc. Contract:Lab Code: GLEN01 ClientID: USA17 SAS No.: SDG No.: 2006454Matrix: Soil Lab Sample ID: 2006454-016BSample wt/vol: G Lab File ID: Vial:Level: (low/med) LOW Date Collected: 6/22/2020 11:31 AM% Moisture: 3.608661 Date Received: 6/23/2020 9:45 AMExtract Volume: (ul) Date Analyzed: 7/17/2020 9:03 AMSeq Number: 2325137 Dilution Factor: 51.80GC Column: RTX-624 30m Batch ID: R120047Column ID: 0.25mm, 1.4um(mm)CAS NO. COMPOUND CONC. UNITS:  $\mu\text{g/Kg-dry}$  Q DL LOD LOQ

GRO	Gasoline Range Organics C6-C10	1300	UH	1100	1300	2100
-----	--------------------------------	------	----	------	------	------

SW8015B

## Form I

CLIENT SAMPLE NO.

TAFBS-S-61

Lab Name: RTI Laboratories, Inc. Contract:Lab Code: GLEN01 ClientID: USA17 SAS No.: SDG No.: 2006454Matrix: Soil Lab Sample ID: 2006454-017BSample wt/vol: G Lab File ID: Vial:Level: (low/med) LOW Date Collected: 6/22/2020 11:41 AM% Moisture: 6.095407 Date Received: 6/23/2020 9:45 AMExtract Volume: (ul) Date Analyzed: 7/17/2020 9:33 AMSeq Number: 2325138 Dilution Factor: 53.00GC Column: RTX-624 30m Batch ID: R120047Column ID: 0.25mm, 1.4um(mm)CAS NO. COMPOUND CONC. UNITS:  $\mu\text{g/Kg-dry}$  Q DL LOD LOQ

GRO	Gasoline Range Organics C6-C10	1400	UH	1200	1400	2300
-----	--------------------------------	------	----	------	------	------

SW8015B

## Form I

CLIENT SAMPLE NO.

TAFBS-S-60

Lab Name: RTI Laboratories, Inc. Contract:Lab Code: GLEN01 ClientID: USA17 SAS No.: SDG No.: 2006454Matrix: Soil Lab Sample ID: 2006454-018BSample wt/vol: G Lab File ID: Vial:Level: (low/med) LOW Date Collected: 6/22/2020 11:50 AM% Moisture: 2.481618 Date Received: 6/23/2020 9:45 AMExtract Volume: (ul) Date Analyzed: 7/17/2020 10:02 AMSeq Number: 2325139 Dilution Factor: 51.20GC Column: RTX-624 30m Batch ID: R120047Column ID: 0.25mm, 1.4um(mm)CAS NO. COMPOUND CONC. UNITS:  $\mu\text{g/Kg-dry}$  Q DL LOD LOQ

GRO	Gasoline Range Organics C6-C10	1300	UH	1100	1300	2100
-----	--------------------------------	------	----	------	------	------

SW8015B

## Form I

CLIENT SAMPLE NO.

TAFBS-S-59

Lab Name: RTI Laboratories, Inc. Contract:Lab Code: GLEN01 ClientID: USA17 SAS No.: SDG No.: 2006454Matrix: Soil Lab Sample ID: 2006454-019BSample wt/vol: G Lab File ID: Vial:Level: (low/med) LOW Date Collected: 6/22/2020 12:02 PM% Moisture: 8.07993 Date Received: 6/23/2020 9:45 AMExtract Volume: (ul) Date Analyzed: 7/17/2020 10:32 AMSeq Number: 2325140 Dilution Factor: 54.00GC Column: RTX-624 30m Batch ID: R120047Column ID: 0.25mm, 1.4um(mm)CAS NO. COMPOUND CONC. UNITS:  $\mu\text{g/Kg-dry}$  Q DL LOD LOQ

GRO	Gasoline Range Organics C6-C10	1500	UH	1200	1500	2300
-----	--------------------------------	------	----	------	------	------

SW8015B

## Form I

CLIENT SAMPLE NO.

TAFBS-S-58

Lab Name: RTI Laboratories, Inc. Contract:Lab Code: GLEN01 ClientID: USA17 SAS No.: SDG No.: 2006454Matrix: Soil Lab Sample ID: 2006454-020BSample wt/vol: G Lab File ID: Vial:Level: (low/med) LOW Date Collected: 6/22/2020 12:19 PM% Moisture: 7.760928 Date Received: 6/23/2020 9:45 AMExtract Volume: (ul) Date Analyzed: 7/17/2020 11:02 AMSeq Number: 2325141 Dilution Factor: 53.90GC Column: RTX-624 30m Batch ID: R120047Column ID: 0.25mm, 1.4um(mm)

CAS NO.	COMPOUND	CONC.	UNITS: µg/Kg-dry	Q	DL	LOD	LOQ
GRO	Gasoline Range Organics C6-C10	1500	UH	1200	1500	2300	

SW8015B

## Form I

CLIENT SAMPLE NO.

TAFBS-S-57

Lab Name: RTI Laboratories, Inc. Contract:Lab Code: GLEN01 ClientID: USA17 SAS No.: SDG No.: 2006454Matrix: Soil Lab Sample ID: 2006454-021BSample wt/vol: G Lab File ID: Vial:Level: (low/med) LOW Date Collected: 6/22/2020 12:28 PM% Moisture: 6.210191 Date Received: 6/23/2020 9:45 AMExtract Volume: (ul) Date Analyzed: 7/17/2020 11:32 AMSeq Number: 2325142 Dilution Factor: 53.10GC Column: RTX-624 30m Batch ID: R120047Column ID: 0.25mm, 1.4um(mm)CAS NO. COMPOUND CONC. UNITS:  $\mu\text{g/Kg-dry}$  Q DL LOD LOQ

GRO	Gasoline Range Organics C6-C10	1400	UH	1200	1400	2300
-----	--------------------------------	------	----	------	------	------

SW8015B

## Form I

CLIENT SAMPLE NO.

TAFBS-S-56

Lab Name: RTI Laboratories, Inc. Contract:Lab Code: GLEN01 ClientID: USA17 SAS No.: SDG No.: 2006454Matrix: Soil Lab Sample ID: 2006454-022BSample wt/vol: G Lab File ID: Vial:Level: (low/med) LOW Date Collected: 6/22/2020 12:36 PM% Moisture: 13.0809 Date Received: 6/23/2020 9:45 AMExtract Volume: (ul) Date Analyzed: 7/17/2020 12:02 PMSeq Number: 2325143 Dilution Factor: 56.50GC Column: RTX-624 30m Batch ID: R120047Column ID: 0.25mm, 1.4um(mm)CAS NO. COMPOUND CONC. UNITS:  $\mu\text{g/Kg-dry}$  Q DL LOD LOQ

GRO	Gasoline Range Organics C6-C10	1600	UH	1400	1600	2600
-----	--------------------------------	------	----	------	------	------

SW8015B

## Form I

CLIENT SAMPLE NO.

TAFBS-S-55

Lab Name: RTI Laboratories, Inc. Contract:Lab Code: GLEN01 ClientID: USA17 SAS No.: SDG No.: 2006454Matrix: Soil Lab Sample ID: 2006454-023BSample wt/vol: G Lab File ID: Vial:Level: (low/med) LOW Date Collected: 6/22/2020 12:48 PM% Moisture: 6.914434 Date Received: 6/23/2020 9:45 AMExtract Volume: (ul) Date Analyzed: 7/17/2020 12:32 PMSeq Number: 2325144 Dilution Factor: 53.50GC Column: RTX-624 30m Batch ID: R120047Column ID: 0.25mm, 1.4um(mm)CAS NO. COMPOUND CONC. UNITS:  $\mu\text{g/Kg-dry}$  Q DL LOD LOQ

GRO	Gasoline Range Organics C6-C10	1400	UH	1200	1400	2300
-----	--------------------------------	------	----	------	------	------

SW8015B



## Form I

CLIENT SAMPLE NO.

TAFBS-S-54

Lab Name: RTI Laboratories, Inc. Contract:Lab Code: GLEN01 ClientID: USA17 SAS No.: SDG No.: 2006454Matrix: Soil Lab Sample ID: 2006454-024BSample wt/vol: G Lab File ID: Vial:Level: (low/med) LOW Date Collected: 6/22/2020 12:56 PM% Moisture: 5.656934 Date Received: 6/23/2020 9:45 AMExtract Volume: (ul) Date Analyzed: 7/17/2020 1:02 PMSeq Number: 2325145 Dilution Factor: 52.80GC Column: RTX-624 30m Batch ID: R120047Column ID: 0.25mm, 1.4um(mm)CAS NO. COMPOUND CONC. UNITS:  $\mu\text{g/Kg-dry}$  Q DL LOD LOQ

GRO	Gasoline Range Organics C6-C10	1400	UH	1200	1400	2200
-----	--------------------------------	------	----	------	------	------

SW8015B

## Form I

CLIENT SAMPLE NO.

TAFBS-S-53

Lab Name: RTI Laboratories, Inc. Contract:Lab Code: GLEN01 ClientID: USA17 SAS No.: SDG No.: 2006454Matrix: Soil Lab Sample ID: 2006454-025BSample wt/vol: G Lab File ID: Vial:Level: (low/med) LOW Date Collected: 6/22/2020 1:05 PM% Moisture: 5.697771 Date Received: 6/23/2020 9:45 AMExtract Volume: (ul) Date Analyzed: 7/17/2020 1:33 PMSeq Number: 2325146 Dilution Factor: 54.40GC Column: RTX-624 30m Batch ID: R120047Column ID: 0.25mm, 1.4um(mm)CAS NO. COMPOUND CONC. UNITS:  $\mu\text{g/Kg-dry}$  Q DL LOD LOQ

GRO	Gasoline Range Organics C6-C10	1400	UH	1200	1400	2300
-----	--------------------------------	------	----	------	------	------

SW8015B

## Form I

CLIENT SAMPLE NO.

TAFBS-S-52

Lab Name: RTI Laboratories, Inc. Contract:Lab Code: GLEN01 ClientID: USA17 SAS No.: SDG No.: 2006454Matrix: Soil Lab Sample ID: 2006454-026BSample wt/vol: G Lab File ID: Vial:Level: (low/med) LOW Date Collected: 6/22/2020 1:15 PM% Moisture: 6.193229 Date Received: 6/23/2020 9:45 AMExtract Volume: (ul) Date Analyzed: 7/17/2020 2:03 PMSeq Number: 2325147 Dilution Factor: 53.10GC Column: RTX-624 30m Batch ID: R120047Column ID: 0.25mm, 1.4um(mm)CAS NO. COMPOUND CONC. UNITS:  $\mu\text{g/Kg-dry}$  Q DL LOD LOQ

GRO	Gasoline Range Organics C6-C10	1400	UH	1200	1400	2300
-----	--------------------------------	------	----	------	------	------

SW8015B

## Form I

CLIENT SAMPLE NO.

TAFBS-S-51

Lab Name: RTI Laboratories, Inc. Contract:Lab Code: GLEN01 ClientID: USA17 SAS No.: SDG No.: 2006454Matrix: Soil Lab Sample ID: 2006454-027BSample wt/vol: G Lab File ID: Vial:Level: (low/med) LOW Date Collected: 6/22/2020 1:25 PM% Moisture: 5.514403 Date Received: 6/23/2020 9:45 AMExtract Volume: (ul) Date Analyzed: 7/17/2020 2:33 PMSeq Number: 2325148 Dilution Factor: 52.80GC Column: RTX-624 30m Batch ID: R120047Column ID: 0.25mm, 1.4um(mm)CAS NO. COMPOUND CONC. UNITS:  $\mu\text{g/Kg-dry}$  Q DL LOD LOQ

GRO	Gasoline Range Organics C6-C10	1400	UH	1200	1400	2200
-----	--------------------------------	------	----	------	------	------

SW8015B

## Form I

CLIENT SAMPLE NO.

VOA8 MBLK 071620

Lab Name: RTI Laboratories, Inc. Contract:Lab Code: GLEN01ClientID: USA17

SAS No.:

SDG No.: 2006454Matrix: SolidLab Sample ID: VOA8 MBLK 071620Sample wt/vol: GLab File ID: Vial:Level: (low/med) LOW

Date Collected:

% Moisture: N/A

Date Received:

Extract Volume: (ul)Date Analyzed: 7/16/2020 7:04 PMSeq Number: 2325111Dilution Factor: 1.00GC Column: RTX-624 30mBatch ID: R120046Column ID: 0.25mm, 1.4um(mm)

CAS NO.	COMPOUND	CONC. UNITS: µg/Kg	Q	DL	LOD	LOQ
GRO	Gasoline Range Organics C6-C10	25	U	21	25	40

SW8015B

## Form I

CLIENT SAMPLE NO.

VOA8 LCS 071620

Lab Name: RTI Laboratories, Inc. Contract:Lab Code: GLEN01ClientID: USA17

SAS No.:

SDG No.: 2006454Matrix: SolidLab Sample ID: VOA8 LCS 071620Sample wt/vol: GLab File ID: Vial:Level: (low/med) LOW

Date Collected:

% Moisture:

N/A

Date Received:

Extract Volume: (ul)Date Analyzed: 7/16/2020 6:05 PMSeq Number: 2325109Dilution Factor: 1.00GC Column: RTX-624 30mBatch ID: R120046Column ID: 0.25mm, 1.4um(mm)

CAS NO.	COMPOUND	CONC. UNITS: µg/Kg	Q	DL	LOD	LOQ
GRO	Gasoline Range Organics C6-C10	1100		21	25	40

SW8015B

## Form I

CLIENT SAMPLE NO.

TAFBS-S-64MS

Lab Name: RTI Laboratories, Inc. Contract:Lab Code: GLEN01 ClientID: USA17 SAS No.: SDG No.: 2006454Matrix: Soil Lab Sample ID: 2006454-014BSample wt/vol: G Lab File ID: Vial:Level: (low/med) LOW Date Collected: 6/22/2020 11:01 AM% Moisture: 11.74979 Date Received: 6/23/2020 9:45 AMExtract Volume: (ul) Date Analyzed: 7/17/2020 4:03 AMSeq Number: 2325126 Dilution Factor: 57.90GC Column: RTX-624 30m Batch ID: R120046Column ID: 0.25mm, 1.4um(mm)

CAS NO.	COMPOUND	CONC. UNITS: µg/Kg-dry	Q	DL	LOD	LOQ
GRO	Gasoline Range Organics C6-C10	70000	H	1400	1600	2600

SW8015B

## Form I

CLIENT SAMPLE NO.

TAFBS-S-64MSD

Lab Name: RTI Laboratories, Inc. Contract:Lab Code: GLEN01 ClientID: USA17 SAS No.: SDG No.: 2006454Matrix: Soil Lab Sample ID: 2006454-014BSample wt/vol: G Lab File ID: Vial:Level: (low/med) LOW Date Collected: 6/22/2020 11:01 AM% Moisture: 11.74979 Date Received: 6/23/2020 9:45 AMExtract Volume: (ul) Date Analyzed: 7/17/2020 4:34 AMSeq Number: 2325127 Dilution Factor: 57.90GC Column: RTX-624 30m Batch ID: R120046Column ID: 0.25mm, 1.4um(mm)CAS NO. COMPOUND CONC. UNITS:  $\mu\text{g/Kg-dry}$  Q DL LOD LOQ

GRO	Gasoline Range Organics C6-C10	73000	H	1400	1600	2600
-----	--------------------------------	-------	---	------	------	------

SW8015B



## Form I

CLIENT SAMPLE NO.

VOA8 MBLK 071720

Lab Name: RTI Laboratories, Inc. Contract:Lab Code: GLEN01ClientID: USA17

SAS No.:

SDG No.: 2006454Matrix: SolidLab Sample ID: VOA8 MBLK 071720Sample wt/vol: GLab File ID: Vial:Level: (low/med) LOW

Date Collected:

% Moisture:

N/A

Date Received:

Extract Volume: (ul)Date Analyzed: 7/17/2020 8:03 AMSeq Number: 2325135Dilution Factor: 1.00GC Column: RTX-624 30mBatch ID: R120047Column ID: 0.25mm, 1.4um(mm)

CAS NO.	COMPOUND	CONC.	UNITS: µg/Kg	Q	DL	LOD	LOQ
GRO	Gasoline Range Organics C6-C10	25	U	21	25	40	

SW8015B

## Form I

CLIENT SAMPLE NO.

VOA8 LCS 071720

Lab Name: RTI Laboratories, Inc. Contract:Lab Code: GLEN01 ClientID: USA17 SAS No.: SDG No.: 2006454Matrix: Solid Lab Sample ID: VOA8 LCS 071720Sample wt/vol: G Lab File ID: Vial:Level: (low/med) LOW Date Collected:% Moisture: N/A Date Received:Extract Volume: (ul) Date Analyzed: 7/17/2020 7:03 AMSeq Number: 2325133 Dilution Factor: 1.00GC Column: RTX-624 30m Batch ID: R120047Column ID: 0.25mm, 1.4um(mm)

CAS NO.	COMPOUND	CONC. UNITS: µg/Kg	Q	DL	LOD	LOQ
GRO	Gasoline Range Organics C6-C10	1200		21	25	40

SW8015B

## Form I

CLIENT SAMPLE NO.

MS

Lab Name: RTI Laboratories, Inc. Contract:Lab Code: GLEN01 ClientID: USA17 SAS No.: SDG No.: 2006454Matrix: Solid Lab Sample ID: 2006479-004BMSSample wt/vol: G Lab File ID: Vial:Level: (low/med) LOW Date Collected:% Moisture: 11.9318 Date Received:Extract Volume: (ul) Date Analyzed: 7/17/2020 5:03 PMSeq Number: 2325153 Dilution Factor: 57.40GC Column: RTX-624 30m Batch ID: R120047Column ID: 0.25mm, 1.4um(mm)

CAS NO.	COMPOUND	CONC. UNITS: µg/Kg-dry	Q	DL	LOD	LOQ
GRO	Gasoline Range Organics C6-C10	70000	H	1400	1600	2600

SW8015B

## Form I

CLIENT SAMPLE NO.

MSD

Lab Name: RTI Laboratories, Inc. Contract:Lab Code: GLEN01ClientID: USA17

SAS No.:

SDG No.: 2006454Matrix: SolidLab Sample ID: 2006479-004BMSDSample wt/vol: GLab File ID: Vial:Level: (low/med) LOW

Date Collected:

% Moisture: 11.9318

Date Received:

Extract Volume: (ul)Date Analyzed: 7/17/2020 5:33 PMSeq Number: 2325154Dilution Factor: 57.40GC Column: RTX-624 30mBatch ID: R120047Column ID: 0.25mm, 1.4um(mm)

CAS NO.	COMPOUND	CONC.	UNITS: µg/Kg-dry	Q	DL	LOD	LOQ
GRO	Gasoline Range Organics C6-C10	66000	H	1400	1600	2600	

SW8015B

FORM II B  
SYSTEM MONITORING COMPOUND RECOVERY

Lab Name: RTI Laboratories, Inc. Contract: USA17  
 Lab Code: GLEN01 Client No: USA17  
 SAS No.: SDG No.: 2006454 Level (low/med): low  
 GC Column(1): RTX-624 30m ID: 0.25mm, 1.4um(mm)  
 GC Column(2): ID: (mm)

	Client SAMPLE NO.	TOT OUT	SMC1 (4BF) #	SMC2 (DC4) #	SMC3 (TFT) #
01	VOA8 LCS 071620	0	0	95.9	0
02	VOA8 MBLK 071620	0	0	98.8	0
03	TAFBS-S-66	0		96.9	
04	TAFBS-S-67	0		86.7	
05	TAFBS-S-68	0		94.2	
06	TAFBS-S-69	0		91.5	
07	TAFBS-S-70	0		88.9	
08	TAFBS-S-71	0		90.1	
09	TAFBS-S-1	0		95.5	
10	TAFBS-S-2	0		92.6	
11	TAFBS-S-3	0		88.1	
12	TAFBS-S-4	0		83.3	
13	TAFBS-S-5	0		88.2	
14	TAFBS-S-6	0		86.6	
15	TAFBS-S-65	0		84.6	
16	TAFBS-S-64	0		99.3	
17	TAFBS-S-64MS	0	0	96.4	0
18	TAFBS-S-64MSD	0	0	88.3	0
19	VOA8 LCS 071720	0	0	93.3	0
20	VOA8 MBLK 071720	0	0	99.5	0
21	TAFBS-S-63	0		89.4	
22	TAFBS-S-62	0		88.6	
23	TAFBS-S-61	0		89.2	
24	TAFBS-S-60	0		91.0	
25	TAFBS-S-59	0		82.9	
26	TAFBS-S-58	0		80.1	
27	TAFBS-S-57	0		82.0	

	Client SAMPLE NO.	TOT OUT	SMC1 (4BF) #	SMC2 (DC4) #	SMC3 (TFT) #
28	TAFBS-S-56	0		85.2	
29	TAFBS-S-55	0		81.9	
30	TAFBS-S-54	0		90.8	
31	TAFBS-S-53	0		81.4	
32	TAFBS-S-52	0		82.8	
33	TAFBS-S-51	0		89.5	
34	MS	0	0	97.2	0
35	MSD	0	0	96.1	0

			QC Limit
SMC3	(TFT)	=Trifluorotoluene	70-130
SMC2	(DC4)	=1,2-Dichlorobenzene-d4	70-130
SMC1	(4BF)	=4-Bromofluorobenzene	67-134

# Column to be used to flag recovery values

\* Values outside of contract required QC limits

FORM II

SW8015B

FORM III  
SYSTEM MONITORING SPIKE/DUPLICATE RECOVERY

Lab Name: RTI Laboratories, Inc. Contract: USA17

Lab Code: GLEN01 ClientID: USA17 SAS No.: SDG No.: 2006454

Sample ID: 2006454-014B Level: (low/med) LOW

COMPOUND	SPIKE ADDED Units (µg/Kg)	SAMPLE CONC. Units (µg/Kg)	MS CONC. Units (µg/Kg)	MS % REC #	QC LIMITS REC	SPIKE ADDED Units (µg/Kg)	MSD CONC. Units (µg/Kg)	MSD % REC #	% RPD #	QC LIMITS RPD REC	
Gasoline Range Organics C6-C10	66000	0	70000	106	79-122	66000	73000	112	5.12	25	79-122

# Column to be used to flag recovery and RPD values with an asterisk

\* Values outside of QC limits

RPD: 0 out of 1 outside limits

Spike Recovery: 0 out of 2 outside limits

FORM III  
SYSTEM MONITORING SPIKE/DUPLICATE RECOVERY

Lab Name: RTI Laboratories, Inc. Contract: USA17

Lab Code: GLEN01 ClientID: USA17 SAS No.: SDG No.: 2006454

Sample ID: 2006479-004BMSD Level: (low/med) LOW

COMPOUND	SPIKE ADDED Units (µg/Kg)	SAMPLE CONC. Units (µg/Kg)	MS CONC. Units (µg/Kg)	MS % REC #	QC LIMITS REC	SPIKE ADDED Units (µg/Kg)	MSD CONC. Units (µg/Kg)	MSD % REC #	% RPD #	QC LIMITS RPD REC	
Gasoline Range Organics C6-C10	65000	0	70000	108	79-122	65000	66000	102	5.62	25	79-122

# Column to be used to flag recovery and RPD values with an asterisk

\* Values outside of QC limits

RPD: 0 out of 1 outside limits

Spike Recovery: 0 out of 2 outside limits



FORM III A  
SYSTEM MONITORING SPIKE RECOVERY

Lab Name: RTI Laboratories, Inc. Contract: USA17 SDG No: 2006454  
Lab Code: GLEN01 ClientID: USA17 SAS No:  
Sample ID: VOA8 LCS 071620 Level(low/med): LOW

COMPOUND	SPIKE ADDED(µg/Kg)	SAMPLE CONCENTRATION (µg/Kg)	SPIKE CONCENTRATION (µg/Kg)	SPIKE % REC #	QC LIMITS REC.
Gasoline Range Organics C6-C10	1000	0	1100	112	79-122

# Column to be used to flag recovery and RPD values with an asterisk

\* Values outside of QC limits

Spike Recovery: 0 out of 1 outside limits

SW8015B

FORM III A  
SYSTEM MONITORING SPIKE RECOVERY

Lab Name: RTI Laboratories, Inc. Contract: USA17 SDG No: 2006454  
Lab Code: GLEN01 ClientID: USA17 SAS No:  
Sample ID: VOA8 LCS 071720 Level(low/med): LOW

COMPOUND	SPIKE ADDED(µg/Kg)	SAMPLE CONCENTRATION (µg/Kg)	SPIKE CONCENTRATION (µg/Kg)	SPIKE % REC #	QC LIMITS REC.
Gasoline Range Organics C6-C10	1000	0	1200	117	79-122

# Column to be used to flag recovery and RPD values with an asterisk

\* Values outside of QC limits

Spike Recovery: 0 out of 1 outside limits

SW8015B

FORM IV  
METHOD BLANK SUMMARY

Client SAMPLE NO.

VOA8 MBLK 071620

Lab Name: RTI Laboratories, Inc.

Contract: USA17

Lab Code: GLEN01 ClientID: USA17

SAS No.: SDG No.: 2006454

Lab File ID:          Vial:         

Lab Sample ID: VOA8 MBLK 071620

Date/Time Analyzed: 7/16/2020 7:04 PM

Instrument ID: GC-PT-FID

GC Column: RTX-624 30m

Matrix: S

Column ID: 0.25mm, 1.4um(mm)

THIS METHOD BLANK APPLIES TO THE FOLLOWING: SAMPLES, LCS, LCSD, MS AND MSD

	CLIENT SAMPLE NO.	LAB SAMPLE ID	FILE ID	DATE ANALYZED
01	VOA8 LCS 071620	VOA8 LCS 071620	Vial:	7/16/2020 6:05 PM
02	TAFBS-S-66	2006454-001B	Vial:	7/16/2020 9:04 PM
03	TAFBS-S-67	2006454-002B	Vial:	7/16/2020 9:34 PM
04	TAFBS-S-68	2006454-003B	Vial:	7/16/2020 10:04 PM
05	TAFBS-S-69	2006454-004B	Vial:	7/16/2020 10:34 PM
06	TAFBS-S-70	2006454-005B	Vial:	7/16/2020 11:04 PM
07	TAFBS-S-71	2006454-006B	Vial:	7/16/2020 11:34 PM
08	TAFBS-S-1	2006454-007B	Vial:	7/17/2020 12:04 AM
09	TAFBS-S-2	2006454-008B	Vial:	7/17/2020 12:34 AM
10	TAFBS-S-3	2006454-009B	Vial:	7/17/2020 1:04 AM
11	TAFBS-S-4	2006454-010B	Vial:	7/17/2020 1:34 AM
12	TAFBS-S-5	2006454-011B	Vial:	7/17/2020 2:04 AM
13	TAFBS-S-6	2006454-012B	Vial:	7/17/2020 2:34 AM
14	TAFBS-S-65	2006454-013B	Vial:	7/17/2020 3:04 AM
15	TAFBS-S-64	2006454-014B	Vial:	7/17/2020 3:33 AM
16	TAFBS-S-64MS	2006454-014B	Vial:	7/17/2020 4:03 AM
17	TAFBS-S-64MSD	2006454-014B	Vial:	7/17/2020 4:34 AM

FORM IV  
METHOD BLANK SUMMARY

Client SAMPLE NO.

VOA8 MBLK 071720

Lab Name: RTI Laboratories, Inc.

Contract: USA17

Lab Code: GLEN01 ClientID: USA17

SAS No.: SDG No.: 2006454

Lab File ID:          Vial:         

Lab Sample ID: VOA8 MBLK 071720

Date/Time Analyzed: 7/17/2020 8:03 AM

Instrument ID: GC-PT-FID

GC Column: RTX-624 30m

Matrix: S

Column ID: 0.25mm, 1.4um(mm)

THIS METHOD BLANK APPLIES TO THE FOLLOWING: SAMPLES, LCS, LCSD, MS AND MSD

	CLIENT SAMPLE NO.	LAB SAMPLE ID	FILE ID	DATE ANALYZED
01	VOA8 LCS 071720	VOA8 LCS 071720	Vial:	7/17/2020 7:03 AM
02	TAFBS-S-63	2006454-015B	Vial:	7/17/2020 8:33 AM
03	TAFBS-S-62	2006454-016B	Vial:	7/17/2020 9:03 AM
04	TAFBS-S-61	2006454-017B	Vial:	7/17/2020 9:33 AM
05	TAFBS-S-60	2006454-018B	Vial:	7/17/2020 10:02 AM
06	TAFBS-S-59	2006454-019B	Vial:	7/17/2020 10:32 AM
07	TAFBS-S-58	2006454-020B	Vial:	7/17/2020 11:02 AM
08	TAFBS-S-57	2006454-021B	Vial:	7/17/2020 11:32 AM
09	TAFBS-S-56	2006454-022B	Vial:	7/17/2020 12:02 PM
10	TAFBS-S-55	2006454-023B	Vial:	7/17/2020 12:32 PM
11	TAFBS-S-54	2006454-024B	Vial:	7/17/2020 1:02 PM
12	TAFBS-S-53	2006454-025B	Vial:	7/17/2020 1:33 PM
13	TAFBS-S-52	2006454-026B	Vial:	7/17/2020 2:03 PM
14	TAFBS-S-51	2006454-027B	Vial:	7/17/2020 2:33 PM
15	ZZZZZ	2006479-001B	Vial:	7/17/2020 3:03 PM
16	ZZZZZ	2006479-002B	Vial:	7/17/2020 3:33 PM
17	ZZZZZ	2006479-003B	Vial:	7/17/2020 4:03 PM
18	ZZZZZ	2006479-004B	Vial:	7/17/2020 4:33 PM
19	MS	2006479-004BMS	Vial:	7/17/2020 5:03 PM
20	MSD	2006479-004BMSD	Vial:	7/17/2020 5:33 PM

## FORM VI

## Nonhalogenated Organics, GC/FID INITIAL CALIBRATION DATA

Lab Name: RTI Laboratories, Inc. Contract:Lab Code: GLEN01 Workorder: 2006454Calibration ID: 118287Instrument ID: GC-PT-FIDCalibration Begin Date/Time: 5/14/2020 6:45 PMGC Column: 0.25mm, 1.4umCalibration End Date/Time: 5/14/2020 9:44 PMColumn ID: RTX-624 30m(mm)

LAB FILE ID:

VOA8 100 ICAL 05142007.D  
051420 Vial:

VOA8 500 ICAL 05142008.D  
051420 Vial:

VOA8 5000 ICAL 05142011.D  
05142 Vial:

VOA8 10000 ICAL 05142012.D  
0514 Vial:

VOA8 5000 ICAL 05142011.D  
05142 Vial:

VOA8 10000 ICAL 05142012.D  
0514 Vial:

VOA8 40 ICAL 05142006.D  
051420 Vial:

COMPOUND	VOA8 100 ICAL 051420	VOA8 500 ICAL 051420	VOA8 1000 ICAL 05142	VOA8 2000 ICAL 05142	VOA8 5000 ICAL 05142	VOA8 10000 ICAL 0514	VOA8 40 ICAL 051420				CF	% RSD	R <sup>2</sup>	Curve Type
1,2-Dichlorobenzene-d4	549.20	487.10	472.56	459.14	474.80	467.81	749.00	0	0	0			1.00000	LINEAR_0
4-Bromofluorobenzene	0	0	0	0	0	0	0	0	0	0	0		0	AVERAGE
Gasoline Range Organics C6-C10	344.30	409.07	401.98	384.72	384.99	372.08	404.93	0	0	0	386.01	5.87		AVERAGE
Trifluorotoluene	0	0	0	0	0	0	0	0	0	0	0		0	AVERAGE

\* Compounds with required minimum RRF and maximum %RSD values.

All other compounds must meet a minimum RRF of 0.010.

## FORM VI C

## Nonhalogenated Organics, GC/FID INITIAL CALIBRATION DATA - RETENTION TIMES

Lab Name: RTI Laboratories, Inc. Contract:Lab Code: GLEN01 Workorder: 2006454Calibration ID: 118287Instrument ID: GC-PT-FIDCalibration Begin Date/Time: 5/14/2020 6:45 PMGC Column: 0.25mm, 1.4umCalibration End Date/Time: 5/14/2020 9:44 PMColumn ID: RTX-624 30m(mm)

## LAB FILE ID:

VOA8 100 ICAL 05142007.D VOA8 500 ICAL 05142008.D VOA8 5000 ICAL 05142011.D VOA8 10000 ICAL 05142012.D VOA8 5000 ICAL 05142011.D  
 051420 Vial: 051420 Vial: 05142 Vial: 0514 Vial: 05142 Vial:

VOA8 10000 ICAL 05142012.D VOA8 40 ICAL 05142006.D  
 0514 Vial: 051420 Vial:

COMPOUND	VOA8 100 ICAL 051420	VOA8 500 ICAL 051420	VOA8 1000 ICAL 05142	VOA8 2000 ICAL 05142	VOA8 5000 ICAL 05142	VOA8 10000 ICAL 0514	VOA8 40 ICAL 051420				Mean RT	Lower RT Limit	Upper RT Limit	
1,2-Dichlorobenzene-d4	15.64	15.64	15.64	15.64	15.64	15.64	15.63	0	0	0	15.64	15.64	15.64	
4-Bromofluorobenzene	0	0	0	0	0	0	0	0	0	0	0.00	0.00	0.00	
Gasoline Range Organics (C5-C12)	0	0	0	0	0	0	0	0	0	0	0.00	0.00	0.00	
Gasoline Range Organics C6-C10	8.46	8.46	8.46	8.46	8.46	8.46	8.46	0	0	0	8.46	8.46	8.46	
Gasoline Range Organics C6-C12	0	0	0	0	0	0	0	0	0	0	0.00	0.00	0.00	
Gasoline Range Organics C6-C8	0	0	0	0	0	0	0	0	0	0	0.00	0.00	0.00	
Gasoline Range Organics C8-C10	0	0	0	0	0	0	0	0	0	0	0.00	0.00	0.00	
Propane	0	0	0	0	0	0	0	0	0	0	0.00	0.00	0.00	
Trifluorotoluene	0	0	0	0	0	0	0	0	0	0	0.00	0.00	0.00	

FORM VII B  
CONTINUING CALIBRATION CHECK

Lab Name: RTI Laboratories, Inc.

Contract: USA17

Case No: USA17

Lab Code: GLEN01

SAS No.:

SDG No.: 2006454

Instrument ID: GC-PT-FID

Lab File ID:         Vial:

Sample ID: VOA8 ICV 051420

GC Column: RTX-624 30m

GC Column ID: 0.25mm, 1.4um(mm)

Cal. Begin Date: 5/14/2020 6:45 PM

Cal. End Date: 5/14/2020 9:44 PM

COMPOUND	CURVE TYPE	ICAL Avg RRF	minRRF	RRF	%D	MAX %D	THEO CONC	RCVR CONC	%Drift	MAX %D <sup>2</sup>
Gasoline Range Organics C6-C10	AVERAGE	386.01	0.10000	451.04	16.8	20	2000	2300	16.8	20
Trifluorotoluene	AVERAGE	0	0	0			0	0		
1,2-Dichlorobenzene-d4	LINEAR_0	0	0.10000	468.12		20	50.0	50.0	0.346	20
4-Bromofluorobenzene	AVERAGE	0	0	0		20	0	0		20

FORM VII B  
CONTINUING CALIBRATION CHECK

Lab Name: RTI Laboratories, Inc.

Contract: USA17

Case No: USA17

Lab Code: GLEN01

SAS No.:

SDG No.: 2006454

Instrument ID: GC-PT-FID

Lab File ID: Vial:

Sample ID: VOA8 CCV 071620

GC Column: RTX-624 30m

GC Column ID: 0.25mm, 1.4um(mm)

Cal. Begin Date: 5/14/2020 6:45 PM

Cal. End Date: 5/14/2020 9:44 PM

COMPOUND	CURVE TYPE	ICAL Avg RRF	minRRF	RRF	%D	MAX %D	THEO CONC	RCVR CONC	%Drift	MAX %D <sup>2</sup>
Gasoline Range Organics C6-C10	AVERAGE	386.01	0.10000	428.88	11.1	20	2000	2200	11.1	20
Trifluorotoluene	AVERAGE	0	0.10000	0		20	0	0		20
1,2-Dichlorobenzene-d4	LINEAR_0	0	0.10000	447.72		20	50.0	48.0	4.69	20
4-Bromofluorobenzene	AVERAGE	0	0	0		20	0	0		20



FORM VII B  
CONTINUING CALIBRATION CHECK

Lab Name: RTI Laboratories, Inc.

Contract: USA17

Case No: USA17

Lab Code: GLEN01

SAS No.:

SDG No.: 2006454

Instrument ID: GC-PT-FID

Lab File ID:         Vial:

Sample ID: VOA8 CCVE 071620

GC Column: RTX-624 30m

GC Column ID: 0.25mm, 1.4um(mm)

Cal. Begin Date: 5/14/2020 6:45 PM

Cal. End Date: 5/14/2020 9:44 PM

COMPOUND	CURVE TYPE	ICAL Avg RRF	minRRF	RRF	%D	MAX %D	THEO CONC	RCVR CONC	%Drift	MAX %D <sup>2</sup>
Gasoline Range Organics C6-C10	AVERAGE	386.01	0.10000	382.47	-0.917	50	2000	2000	0.917	50
Trifluorotoluene	AVERAGE	0	0.10000	0		50	0	0		50
1,2-Dichlorobenzene-d4	LINEAR_0	0	0.10000	454.96		50	50.0	48.0	3.15	50
4-Bromofluorobenzene	AVERAGE	0	0	0		50	0	0		50

FORM VII B  
CONTINUING CALIBRATION CHECK

Lab Name: RTI Laboratories, Inc.

Contract: USA17

Case No: USA17

Lab Code: GLEN01

SAS No.:

SDG No.: 2006454

Instrument ID: GC-PT-FID

Lab File ID:         Vial:

Sample ID: VOA8 CCV 071720

GC Column: RTX-624 30m

GC Column ID: 0.25mm, 1.4um(mm)

Cal. Begin Date: 5/14/2020 6:45 PM

Cal. End Date: 5/14/2020 9:44 PM

COMPOUND	CURVE TYPE	ICAL Avg RRF	minRRF	RRF	%D	MAX %D	THEO CONC	RCVR CONC	%Drift	MAX %D <sup>2</sup>
Gasoline Range Organics C6-C10	AVERAGE	386.01	0.10000	389.52	0.910	20	2000	2000	0.910	20
Trifluorotoluene	AVERAGE	0	0.10000	0		20	0	0		20
1,2-Dichlorobenzene-d4	LINEAR_0	0	0.10000	449.18		20	50.0	48.0	4.38	20
4-Bromofluorobenzene	AVERAGE	0	0	0		20	0	0		20

FORM VII B  
CONTINUING CALIBRATION CHECK

Lab Name: RTI Laboratories, Inc.

Contract: USA17

Case No: USA17

Lab Code: GLEN01

SAS No.:

SDG No.: 2006454

Instrument ID: GC-PT-FID

Lab File ID: Vial:

Sample ID: VOA8 CCVE 071720

GC Column: RTX-624 30m

GC Column ID: 0.25mm, 1.4um(mm)

Cal. Begin Date: 5/14/2020 6:45 PM

Cal. End Date: 5/14/2020 9:44 PM

COMPOUND	CURVE TYPE	ICAL Avg RRF	minRRF	RRF	%D	MAX %D	THEO CONC	RCVR CONC	%Drift	MAX %D <sup>2</sup>
Gasoline Range Organics C6-C10	AVERAGE	386.01	0.10000	390.86	1.26	50	2000	2000	1.26	50
Trifluorotoluene	AVERAGE	0	0.10000	0		50	0	0		50
1,2-Dichlorobenzene-d4	LINEAR_0	0	0.10000	446.02		50	50.0	47.0	5.05	50
4-Bromofluorobenzene	AVERAGE	0	0	0		50	0	0		50

FORM VIII PEST1  
PESTICIDE ANALYTICAL SEQUENCE

Lab Name: RTI Laboratories, Inc. Contract: USA17  
Lab Code: GLEN01 ClientID: USA17 SAS No.: SDG No.: 2006454  
GC Column: Rtx-5 ID: Rtx-5 cat10255(mm)  
Init. Calib. Date(s): 2/28/2020 2/28/2020 Instrument ID: GC-FID-NPD

THE ANALYTICAL SEQUENCE OF PERFORMANCE EVALUATION MIXTURES ,BLANKS,  
SAMPLES, AND STANDARDS IS GIVEN BELOW:

SURROGATE RT FROM CONTINUING CALIBRATION					
(DC4): 15.66			(4BF): 11.56		
	CLIENT SAMPLE NO.	LAB SAMPLE ID	DATE ANALYZED	TIME ANALYZED	RT #
01	ICV-DRO-022820	ICV-DRO-022820	2/28/2020	12:37	0.00
01	ICV-ORO-022820	ICV-ORO-022820	2/28/2020	16:42	8.83
01	CCV-DRO-070720	CCV-DRO-070720	7/7/2020	12:58	0.00
02	CRQL-ORO-070720	CRQL-ORO-070720	7/7/2020	13:26	8.83
01	CCV-ORO-070720	CCV-ORO-070720	7/7/2020	13:53	8.83
02	MB-51983	MB-51983	7/7/2020	14:21	8.83
03	LCS-51983	LCS-51983	7/7/2020	14:49	8.83
04	LCSD-51983	LCSD-51983	7/7/2020	15:17	8.83
05	TAFBS-S-66	2006454-001A	7/7/2020	15:45	8.83
06	ZZZZZ	2006454-002A	7/7/2020	16:13	8.79
07	TAFBS-S-68	2006454-003A	7/7/2020	16:41	8.84
08	TAFBS-S-69	2006454-004A	7/7/2020	17:10	8.83
09	TAFBS-S-70	2006454-005A	7/7/2020	17:38	8.83
10	TAFBS-S-1	2006454-007A	7/7/2020	18:06	8.83
11	ZZZZZ	2006454-008A	7/7/2020	18:34	8.83
12	ZZZZZ	2006454-009A	7/7/2020	19:02	8.83
13	TAFBS-S-4	2006454-010A	7/7/2020	19:30	8.84
14	TAFBS-S-5	2006454-011A	7/7/2020	19:58	8.83
15	CCB-070720-1	CCB-070720-1	7/7/2020	20:26	8.83
01	CCV-DRO-070720-1	CCV-DRO-070720-1	7/7/2020	20:54	0.00
01	CCV-ORO-070720-1	CCV-ORO-070720-1	7/7/2020	21:22	8.83
02	TAFBS-S-64	2006454-014A	7/7/2020	21:50	8.83
03	TAFBS-S-64MS	2006454-014A	7/7/2020	22:18	8.83
04	TAFBS-S-64MSD	2006454-014A	7/7/2020	22:46	8.83
05	TAFBS-S-63	2006454-015A	7/7/2020	23:14	8.83
06	TAFBS-S-61	2006454-017A	7/7/2020	23:42	8.83
07	ZZZZZ	2006454-018A	7/8/2020	00:10	8.83
08	TAFBS-S-59	2006454-019A	7/8/2020	00:38	8.83
09	TAFBS-S-58	2006454-020A	7/8/2020	01:05	8.83

FORM VIII PEST1  
PESTICIDE ANALYTICAL SEQUENCE

Lab Name: RTI Laboratories, Inc. Contract: USA17  
 Lab Code: GLEN01 ClientID: USA17 SAS No.: SDG No.: 2006454  
 GC Column: Rtx-5 ID: Rtx-5 cat10255(mm)  
 Init. Calib. Date(s): 2/28/2020 2/28/2020 Instrument ID: GC-FID-NPD

THE ANALYTICAL SEQUENCE OF PERFORMANCE EVALUATION MIXTURES ,BLANKS,  
SAMPLES, AND STANDARDS IS GIVEN BELOW:

SURROGATE RT FROM CONTINUING CALIBRATION					
(DC4): 15.66			(4BF): 11.56		
CLIENT SAMPLE NO.	LAB SAMPLE ID	DATE ANALYZED	TIME ANALYZED	RT #	RT #
10 TAFBS-S-71	2006454-006A	7/8/2020	01:33	8.83	11.56
11 ZZZZZ	2006454-012A	7/8/2020	02:01	8.83	11.56
12 TAFBS-S-65	2006454-013A	7/8/2020	02:29	8.83	11.56
13 TAFBS-S-62	2006454-016A	7/8/2020	02:56	8.83	11.56
14 CCB-070720-2	CCB-070720-2	7/8/2020	03:24	8.83	11.56
01 CCV-DRO-070720-2	CCV-DRO-070720-2	7/8/2020	03:52	0.00	11.56
01 CCV-ORO-070720-2	CCV-ORO-070720-2	7/8/2020	04:19	8.83	0.00

QC LIMITS

= n-Eicosane (± 0.00 MINUTES)  
 = Squalene (± 0.00 MINUTES)

# Column used to flag values outside QC limits with an asterisk. \* Values outside of QC limits.

FORM VIII PEST1  
PESTICIDE ANALYTICAL SEQUENCE

Lab Name: RTI Laboratories, Inc. Contract: USA17  
 Lab Code: GLEN01 ClientID: USA17 SAS No.: SDG No.: 2006454  
 GC Column: Rtx-5 ID: Rtx-5 cat10255(mm)  
 Init. Calib. Date(s): 2/28/2020 2/28/2020 Instrument ID: GC-FID-NPD

THE ANALYTICAL SEQUENCE OF PERFORMANCE EVALUATION MIXTURES ,BLANKS,  
SAMPLES, AND STANDARDS IS GIVEN BELOW:

SURROGATE RT FROM CONTINUING CALIBRATION					
(DC4): 15.66			(4BF): 11.56		
	CLIENT SAMPLE NO.	LAB SAMPLE ID	DATE ANALYZED	TIME ANALYZED	RT #
01	ICV-DRO-022820	ICV-DRO-022820	2/28/2020	12:37	0.00
01	CCV-DRO-070920	CCV-DRO-070920	7/9/2020	11:54	0.00
02	MB-51991	MB-51991	7/9/2020	12:22	8.83
03	LCS-51991	LCS-51991	7/9/2020	12:49	8.83
04	LCSD-51991	LCSD-51991	7/9/2020	13:18	8.82
05	TAFBS-S-57	2006454-021A	7/9/2020	13:45	8.83
06	TAFBS-S-56	2006454-022A	7/9/2020	14:13	8.83
07	TAFBS-S-55	2006454-023A	7/9/2020	14:42	8.83
08	TAFBS-S-54	2006454-024A	7/9/2020	16:28	8.83
09	TAFBS-S-53	2006454-025A	7/9/2020	16:56	8.83
10	TAFBS-S-52	2006454-026A	7/9/2020	17:24	8.83
11	TAFBS-S-51	2006454-027A	7/9/2020	17:52	8.83
12	TAFBS-S-51MS	2006454-027A	7/9/2020	18:20	8.83
13	TAFBS-S-51MSD	2006454-027A	7/9/2020	18:48	8.83
14	ZZZZZ	2006479-001A	7/9/2020	19:16	8.83
15	ZZZZZ	2006479-002A	7/9/2020	19:44	8.83
16	ZZZZZ	2006479-003A	7/9/2020	20:12	8.83
17	CCB-070920-1	CCB-070920-1	7/9/2020	20:39	8.83
01	CCV-DRO-070920-1	CCV-DRO-070920-1	7/9/2020	21:07	0.00
02	ZZZZZ	2006479-004A	7/9/2020	21:35	8.83
03	ZZZZZ	2006479-005A	7/9/2020	22:03	8.83
04	ZZZZZ	2006479-006A	7/9/2020	22:30	8.83
05	ZZZZZ	2006479-007A	7/9/2020	22:58	8.83
06	ZZZZZ	2006481-001A	7/9/2020	23:26	8.83
07	ZZZZZ	2006481-002A	7/9/2020	23:53	8.83
08	ZZZZZ	2006481-003A	7/10/2020	00:21	8.83
09	ZZZZZ	2006481-004A	7/10/2020	00:48	8.83
10	ZZZZZ	2006481-005A	7/10/2020	01:16	8.83
11	ZZZZZ	2006481-006A	7/10/2020	01:43	8.83

FORM VIII PEST1  
PESTICIDE ANALYTICAL SEQUENCE

Lab Name: RTI Laboratories, Inc. Contract: USA17  
 Lab Code: GLEN01 ClientID: USA17 SAS No.: SDG No.: 2006454  
 GC Column: Rtx-5 ID: Rtx-5 cat10255(mm)  
 Init. Calib. Date(s): 2/28/2020 2/28/2020 Instrument ID: GC-FID-NPD

THE ANALYTICAL SEQUENCE OF PERFORMANCE EVALUATION MIXTURES ,BLANKS,  
SAMPLES, AND STANDARDS IS GIVEN BELOW:

SURROGATE RT FROM CONTINUING CALIBRATION					
(DC4): 15.66			(4BF): 11.56		
CLIENT SAMPLE NO.	LAB SAMPLE ID	DATE ANALYZED	TIME ANALYZED	RT #	RT #
12 CCB-070920-2	CCB-070920-2	7/10/2020	02:11	8.83	11.55
01 CCV-DRO-070920-2	CCV-DRO-070920-2	7/10/2020	02:38	0.00	11.55

QC LIMITS

= n-Eicosane (± 0.00 MINUTES)  
 = Squalene (± 0.00 MINUTES)

# Column used to flag values outside QC limits with an asterisk. \* Values outside of QC limits.

FORM VIII PEST1  
PESTICIDE ANALYTICAL SEQUENCE

Lab Name: RTI Laboratories, Inc. Contract: USA17  
 Lab Code: GLEN01 ClientID: USA17 SAS No.:                      SDG No.: 2006454  
 GC Column: RTX-624 30m ID: 0.25mm, 1.4um(mm)  
 Init. Calib. Date(s): 5/14/2020 5/14/2020 Instrument ID: GC-PT-FID

THE ANALYTICAL SEQUENCE OF PERFORMANCE EVALUATION MIXTURES ,BLANKS,  
SAMPLES, AND STANDARDS IS GIVEN BELOW:

SURROGATE RT FROM CONTINUING CALIBRATION					
(DC4): 15.66			(4BF): 11.56		
CLIENT SAMPLE NO.	LAB SAMPLE ID	DATE ANALYZED	TIME ANALYZED	RT #	RT #
01 VOA8 ICV 051420	VOA8 ICV 051420	5/14/2020	22:43	15.64	0.00

QC LIMITS

(DC4) = 1,2-Dichlorobenzene-d4                      (± 0.00 MINUTES)  
 (4BF) = 4-Bromofluorobenzene                      (± 0.00 MINUTES)

# Column used to flag values outside QC limits with an asterisk.    \* Values outside of QC limits.



## Injection Log

Directory: C:\HPCHEM\1\DATA\071620

Line	Vial	FileName	Multiplier	SampleName	Misc Info	Injected
1	3	07162001.d	1.	cleaning		16 Jul 2020 15:34
2	3	07162002.d	1.	GRO Window 071620		16 Jul 2020 16:04
3	4	07162004.d	1.	cleaning		16 Jul 2020 16:34
4	3	07162005.d	1.	VOA8 CCB 071620	CCB SW_8015S-GRO	16 Jul 2020 17:05
5	31	07162006.d	1.	VOA8 CCV 071620	CCV SW_8015S-GRO	16 Jul 2020 17:34
6	30	07162007.d	1.	VOA8 LCS 071620	LCS SW_8015S-GRO	16 Jul 2020 18:05
7	32	07162008.d	1.	VOA8 RLVS 071620	RLVS SW_8015S-GRO	16 Jul 2020 18:35
8	33	07162009.d	1.	VOA8 MBLK 071620	MBLK SW_8015S-GRO	16 Jul 2020 19:04
9	34	07162010.d	1.	2006262-011B	SAMP SW_8015S-GRO	16 Jul 2020 19:34
10	40	07162011.d	1.	2006260-007C	SAMP SW_8015S-GRO	16 Jul 2020 20:04
11	35	07162012.d	1.	2006260-008C	SAMP SW_8015S-GRO	16 Jul 2020 20:34
12	40	07162013.d	1.	2006454-001B	SAMP SW_8015S-GRO	16 Jul 2020 21:04
13	41	07162014.d	1.	2006454-002B	SAMP SW_8015S-GRO	16 Jul 2020 21:34
14	42	07162015.d	1.	2006454-003B	SAMP SW_8015S-GRO	16 Jul 2020 22:04
15	43	07162016.d	1.	2006454-004B	SAMP SW_8015S-GRO	16 Jul 2020 22:34
16	44	07162017.d	1.	2006454-005B	SAMP SW_8015S-GRO	16 Jul 2020 23:04
17	45	07162018.d	1.	2006454-006B	SAMP SW_8015S-GRO	16 Jul 2020 23:34
18	46	07162019.d	1.	2006454-007B	SAMP SW_8015S-GRO	17 Jul 2020 00:04
19	47	07162020.d	1.	2006454-008B	SAMP SW_8015S-GRO	17 Jul 2020 00:34
20	48	07162021.d	1.	2006454-009B	SAMP SW_8015S-GRO	17 Jul 2020 01:04
21	49	07162022.d	1.	2006454-010B	SAMP SW_8015S-GRO	17 Jul 2020 01:34
22	50	07162023.d	1.	2006454-011B	SAMP SW_8015S-GRO	17 Jul 2020 02:04
23	51	07162024.d	1.	2006454-012B	SAMP SW_8015S-GRO	17 Jul 2020 02:34
24	52	07162025.d	1.	2006454-013B	SAMP SW_8015S-GRO	17 Jul 2020 03:04
25	53	07162026.d	1.	2006454-014B	SAMP SW_8015S-GRO	17 Jul 2020 03:33
26	52	07162027.d	1.	2006454-014BMS	MS SW_8015S-GRO	17 Jul 2020 04:03
27	53	07162028.d	1.	2006454-014BMSD	MSD SW_8015S-GRO	17 Jul 2020 04:34
28	30	07162029.d	1.	VOA8 CCVE 071620	CCVE SW_8015S-GRO	17 Jul 2020 05:04
29	40	07162030.d	1.	RINSE	DO NOT USE	17 Jul 2020 05:33
30	3	07162031.d	1.	VOA8 CCB 071720	CCB SW_8015S-GRO	17 Jul 2020 06:03
31	30	07162032.d	1.	VOA8 CCV 071720	CCV SW_8015S-GRO	17 Jul 2020 06:33
32	30	07162033.d	1.	VOA8 LCS 071720	LCS SW_8015S-GRO	17 Jul 2020 07:03
33	32	07162034.d	1.	VOA8 RLVS 071720	RLVS SW_8015S-GRO	17 Jul 2020 07:33
34	33	07162035.d	1.	VOA8 MBLK 071720	MBLK SW_8015S-GRO	17 Jul 2020 08:03
35	34	07162036.d	1.	2006454-015B	SAMP SW_8015S-GRO	17 Jul 2020 08:33
36	35	07162037.d	1.	2006454-016B	SAMP SW_8015S-GRO	17 Jul 2020 09:03
37	36	07162038.d	1.	2006454-017B	SAMP SW_8015S-GRO	17 Jul 2020 09:33
38	37	07162039.d	1.	2006454-018B	SAMP SW_8015S-GRO	17 Jul 2020 10:02
39	38	07162040.d	1.	2006454-019B	SAMP SW_8015S-GRO	17 Jul 2020 10:32
40	39	07162041.d	1.	2006454-020B	SAMP SW_8015S-GRO	17 Jul 2020 11:02
41	40	07162042.d	1.	2006454-021B	SAMP SW_8015S-GRO	17 Jul 2020 11:32
42	41	07162043.d	1.	2006454-022B	SAMP SW_8015S-GRO	17 Jul 2020 12:02
43	42	07162044.d	1.	2006454-023B	SAMP SW_8015S-GRO	17 Jul 2020 12:32
44	43	07162045.d	1.	2006454-024B	SAMP SW_8015S-GRO	17 Jul 2020 13:02
45	44	07162046.d	1.	2006454-025B	SAMP SW_8015S-GRO	17 Jul 2020 13:33
46	45	07162047.d	1.	2006454-026B	SAMP SW_8015S-GRO	17 Jul 2020 14:03
47	46	07162048.d	1.	2006454-027B	SAMP SW_8015S-GRO	17 Jul 2020 14:33
48	47	07162049.d	1.	2006479-001B	SAMP SW_8015S-GRO	17 Jul 2020 15:03
49	48	07162050.d	1.	2006479-002B	SAMP SW_8015S-GRO	17 Jul 2020 15:33
50	49	07162051.d	1.	2006479-003B	SAMP SW_8015S-GRO	17 Jul 2020 16:03
51	50	07162052.d	1.	2006479-004B	SAMP SW_8015S-GRO	17 Jul 2020 16:33
52	52	07162053.d	1.	2006479-004BMS	MS SW_8015S-GRO	17 Jul 2020 17:03
53	53	07162054.d	1.	2006479-004BMSD	MSD SW_8015S-GRO	17 Jul 2020 17:33
54	30	07162055.d	1.	VOA8 CCVE 071720	CCVE SW_8015S-GRO	17 Jul 2020 18:04
55	41	07162056.d	1.	RINSE	DO NOT USE	17 Jul 2020 18:34

## Injection Log

Line	Vial	FileName	Multiplier	SampleName	Misc Info	Injected
56	42	07162057.d	1.	RINSE	DO NOT USE	17 Jul 2020 19:04
57	43	07162058.d	1.	RINSE	DO NOT USE	17 Jul 2020 19:34
58	44	07162059.d	1.	RINSE	DO NOT USE	17 Jul 2020 20:03

# MeOH Soils

Date	Analyst	Sampe ID	Tare Wgt (g)	Total Wgt (g)	Sample Wgt (g)	MeOH Added (mL)	% Moisture	Correction Factor	Dilution Factor	Final Dilution Factor
07/16/2020	SKM	2006454-001	37.28	47.35	10.07	0.1	2.342342	0.02342342	50.0	51.2
07/16/2020	SKM	2006454-002	37.47	47.42	9.95	0.0	5.219012	0.05219012	50.3	52.9
07/16/2020	SKM	2006454-003	37.73	47.33	9.6	-0.4	4.185218	0.04185218	52.1	54.3
07/16/2020	SKM	2006454-004	37.78	47.29	9.51	-0.5	3.262787	0.03262787	52.6	54.3
07/16/2020	SKM	2006454-005	37.61	47.55	9.94	-0.1	3.574397	0.03574397	50.3	52.1
07/16/2020	SKM	2006454-006	37.73	47.38	9.65	-0.3	2.044154	0.02044154	51.8	52.9
07/16/2020	SKM	2006454-007	37.52	47.99	10.47	0.5	6.244344	0.06244344	50.0	53.1
07/16/2020	SKM	2006454-008	37.54	47.26	9.72	-0.3	2.056555	0.02056555	51.4	52.5
07/16/2020	SKM	2006454-009	37.57	47.67	10.1	0.1	2.750665	0.02750665	50.0	51.4
07/16/2020	SKM	2006454-010	37.43	47.65	10.22	0.2	3.085299	0.03085299	50.0	51.5
07/16/2020	SKM	2006454-011	37.53	47.69	10.16	0.2	3.187614	0.03187614	50.0	51.6
07/16/2020	SKM	2006454-012	37.65	47.27	9.62	-0.4	7.510917	0.07510917	52.0	55.9
07/16/2020	SKM	2006454-013	37.65	47.37	9.72	-0.3	5.8927	0.058927	51.4	54.5
07/16/2020	SKM	2006454-014	37.64	47.29	9.65	-0.4	11.74979	0.11749789	51.8	57.9
07/16/2020	SKM	2006454-015	37.89	47.73	9.84	-0.2	7.939189	0.07939189	50.8	54.8
07/16/2020	SKM	2006454-016	37.72	47.91	10.19	0.2	3.608661	0.03608661	50.0	51.8
07/16/2020	SKM	2006454-017	37.6	47.64	10.04	0.0	6.095406	0.06095406	50.0	53.0
07/16/2020	SKM	2006454-018	37.2	47.47	10.27	0.3	2.481618	0.02481618	50.0	51.2
07/16/2020	SKM	2006454-019	37.21	47.53	10.32	0.3	8.07993	0.0807993	50.0	54.0
07/16/2020	SKM	2006454-020	37.63	47.82	10.19	0.2	7.760928	0.07760928	50.0	53.9
07/16/2020	SKM	2006454-021	37.62	47.86	10.24	0.2	6.210191	0.06210191	50.0	53.1
07/16/2020	SKM	2006454-022	37.55	47.55	10	0.0	13.0809	0.13080895	50.0	56.5
07/16/2020	SKM	2006454-023	37.75	47.98	10.23	0.2	6.914434	0.06914434	50.0	53.5
07/16/2020	SKM	2006454-024	37.18	47.72	10.54	0.5	5.656934	0.05656934	50.0	52.8
07/16/2020	SKM	2006454-025	37.95	47.66	9.71	-0.3	5.69777	0.0569777	51.5	54.4
07/16/2020	SKM	2006454-026	37.12	47.23	10.11	0.1	6.193229	0.06193229	50.0	53.1
07/16/2020	SKM	2006454-027	37.73	47.91	10.18	0.2	5.514403	0.05514403	50.0	52.8
07/16/2020	SKM	2006479-001	37.76	47.69	9.93	-0.1	8.213716	0.08213716	50.4	54.5
07/16/2020	SKM	2006479-002	37.17	47.98	10.81	0.8	9.225092	0.09225092	50.0	54.6
07/16/2020	SKM	2006479-003	37.39	47.65	10.26	0.3	10.33884	0.10338836	50.0	55.2
07/16/2020	SKM	2006479-004	37.58	47.35	9.77	-0.2	12.1254	0.121254	51.2	57.4

Data File : C:\HPCHEM\1\DATA\071620\07162005.D Vial: 3  
Acq On : 16 Jul 2020 5:05 pm Operator: S MCQUINN  
Sample : VOA8 CCB 071620 Inst : voa8  
Misc : CCB SW\_8015S-GRO Multiplr: 1.00  
IntFile : GRO.E  
Quant Time: Aug 12 10:32 2020 Quant Results File: 051420S.RES

Quant Method : C:\HPCHEM\1...\051420S.M (Chemstation Integrator)  
Title : GC-PT c6-10 SOIL  
Last Update : Thu Jun 11 15:37:38 2020  
Response via : Initial Calibration  
DataAcq Meth : 120919S.M

Volume Inj. :  
Signal Phase :  
Signal Info :

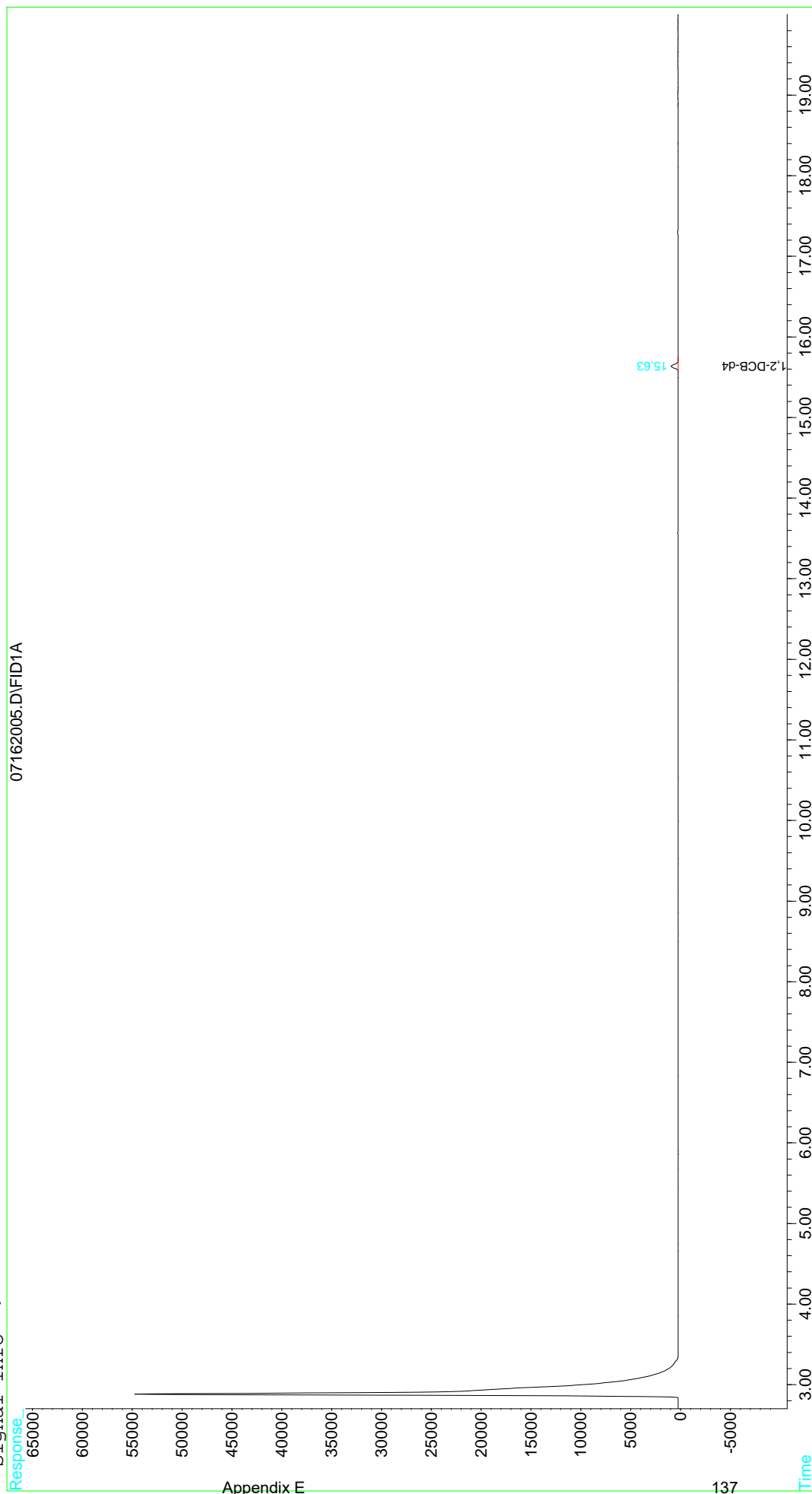
Compound	R.T.	Response	Conc Units
-----			
System Monitoring Compounds			
2) S 1,2-DCB-d4 (Surrogate)	15.64	22309	47.492 ug/KG
Target Compounds			
1) H GRO C6-C10	8.46	641	<MDL ug/KG

Data File : C:\HPCHEM\1\DATA\071620\07162005.D  
Acq On : 16 Jul 2020 5:05 pm  
Sample : VOA8 CCB 071620  
Misc : CCB SW\_8015S-GRO  
IntFile : GRO.E  
Quant Time: Aug 12 10:32 2020 Quant Results File: 051420S.RES

Vial: 3  
Operator: S MCQUINN  
Inst : voa8  
Multiplr: 1.00

Quant Method : C:\HPCHEM\1...\051420S.M (Chemstation Integrator)  
Title : GC-PT c6-10 SOIL  
Last Update : Thu Jun 11 15:37:38 2020  
Response via : Multiple Level Calibration  
DataAcq Meth : 120919S.M

Volume Inj. :  
Signal Phase :  
Signal Info :



Appendix E

Data File : C:\HPCHEM\1\DATA\071620\07162006.D Vial: 31  
Acq On : 16 Jul 2020 5:34 pm Operator: S MCQUINN  
Sample : VOA8 CCV 071620 Inst : voa8  
Misc : CCV SW\_8015S-GRO Multiplr: 1.00  
IntFile : GRO.E

Method : C:\HPCHEM\1\METHODS\2019\051420S.M (Chemstation Integrator)  
Title : GC-PT c6-10 SOIL  
Last Update : Thu Jun 11 15:37:38 2020  
Response via : Multiple Level Calibration

Min. RRF : 0.000 Min. Rel. Area : 50% Max. R.T. Dev 0.50min  
Max. RRF Dev : 15% Max. Rel. Area : 150%

	Compound	Amount	Calc.	%Dev	Area%	Dev(min)
1 H	GRO C6-C10	2000.000	2222.139	-11.1	111	0.00
2 S	1,2-DCB-d4 (Surrogate)	50.000	47.657	4.7	98	0.00

Data File : C:\HPCHEM\1\DATA\071620\07162006.D Vial: 31  
Acq On : 16 Jul 2020 5:34 pm Operator: S MCQUINN  
Sample : VOA8 CCV 071620 Inst : voa8  
Misc : CCV SW\_8015S-GRO Multiplr: 1.00  
IntFile : GRO.E

Method : C:\HPCHEM\1\METHODS\2019\051420S.M (Chemstation Integrator)  
Title : GC-PT c6-10 SOIL  
Last Update : Thu Jun 11 15:37:38 2020  
Response via : Multiple Level Calibration

Min. RRF : 0.000 Min. Rel. Area : 50% Max. R.T. Dev 0.50min  
Max. RRF Dev : 15% Max. Rel. Area : 150%

Compound	Amount	Calc.	%Dev	Area%	Dev(min)
----------	--------	-------	------	-------	----------

---

Data File : C:\HPCHEM\1\DATA\071620\07162006.D Vial: 31  
Acq On : 16 Jul 2020 5:34 pm Operator: S MCQUINN  
Sample : VOA8 CCV 071620 Inst : voa8  
Misc : CCV SW\_8015S-GRO Multiplr: 1.00  
IntFile : GRO.E  
Quant Time: Aug 12 10:32 2020 Quant Results File: 051420S.RES

Quant Method : C:\HPCHEM\1...\051420S.M (Chemstation Integrator)  
Title : GC-PT c6-10 SOIL  
Last Update : Thu Jun 11 15:37:38 2020  
Response via : Initial Calibration  
DataAcq Meth : 120919S.M

Volume Inj. :  
Signal Phase :  
Signal Info :

Compound	R.T.	Response	Conc Units
-----			
System Monitoring Compounds			
2) S 1,2-DCB-d4 (Surrogate)	15.63	22386	47.657 ug/KG
Target Compounds			
1) H GRO C6-C10	8.46	857767	2222.139 ug/KG

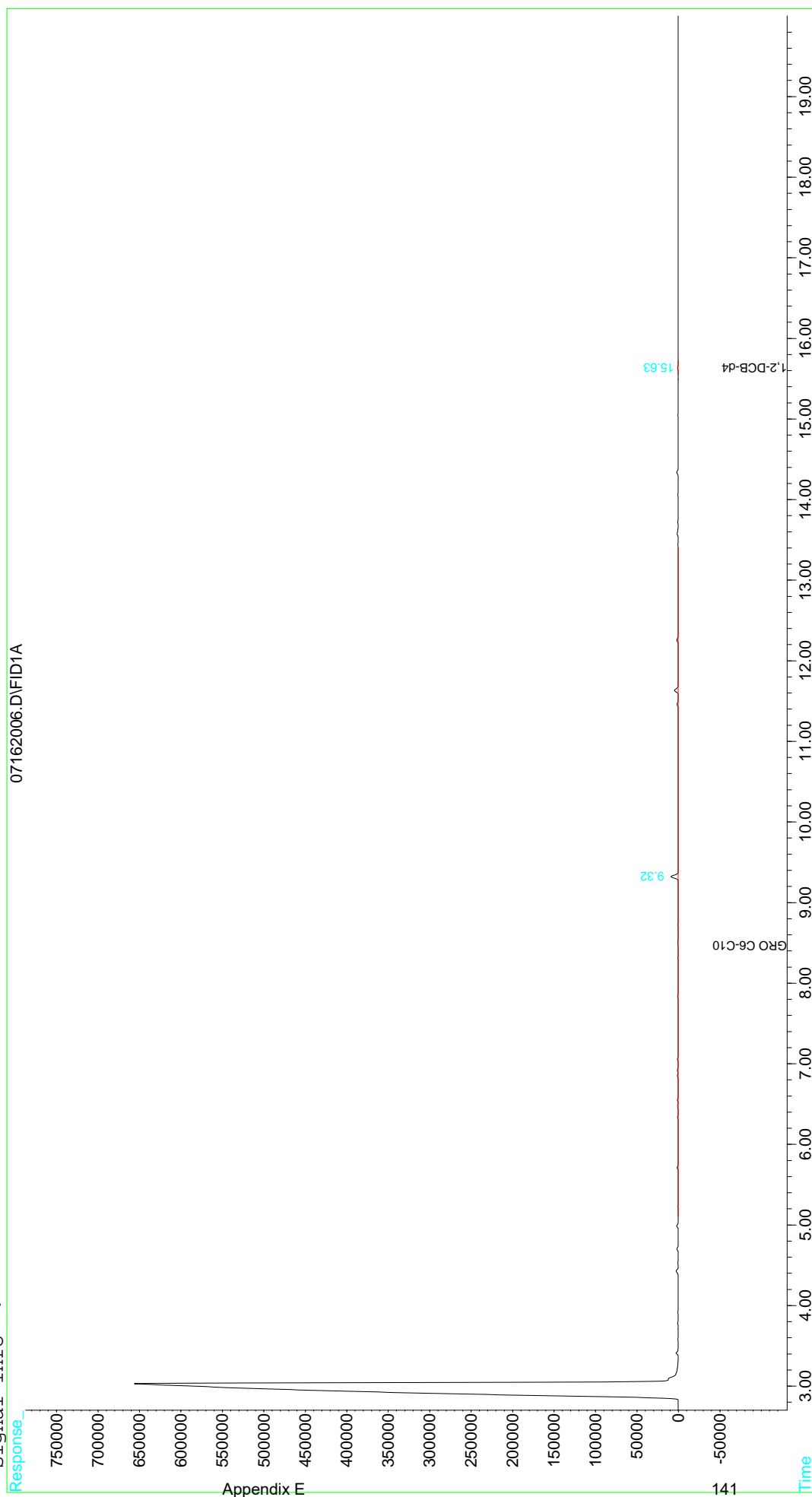


Data File : C:\HPCHEM\1\DATA\071620\07162006.D  
Acq On : 16 Jul 2020 5:34 pm  
Sample : VOA8 CCV 071620  
Misc : CCV SW\_8015S-GRO  
IntFile : GRO.E  
Quant Time: Aug 12 10:32 2020 Quant Results File: 051420S.RES

Vial: 31  
Operator: S MCQUINN  
Inst : voa8  
Multiplr: 1.00

Quant Method : C:\HPCHEM\1...\051420S.M (Chemstation Integrator)  
Title : GC-PT c6-10 SOIL  
Last Update : Thu Jun 11 15:37:38 2020  
Response via : Multiple Level Calibration  
DataAcq Meth : 120919S.M

Volume Inj. :  
Signal Phase :  
Signal Info :



Data File : C:\HPCHEM\1\DATA\071620\07162007.D Vial: 30  
Acq On : 16 Jul 2020 6:05 pm Operator: S MCQUINN  
Sample : VOA8 LCS 071620 Inst : voa8  
Misc : LCS SW\_8015S-GRO Multiplr: 1.00  
IntFile : GRO.E  
Quant Time: Aug 12 10:33 2020 Quant Results File: 051420S.RES

Quant Method : C:\HPCHEM\1...\051420S.M (Chemstation Integrator)  
Title : GC-PT c6-10 SOIL  
Last Update : Thu Jun 11 15:37:38 2020  
Response via : Initial Calibration  
DataAcq Meth : 120919S.M

Volume Inj. :  
Signal Phase :  
Signal Info :

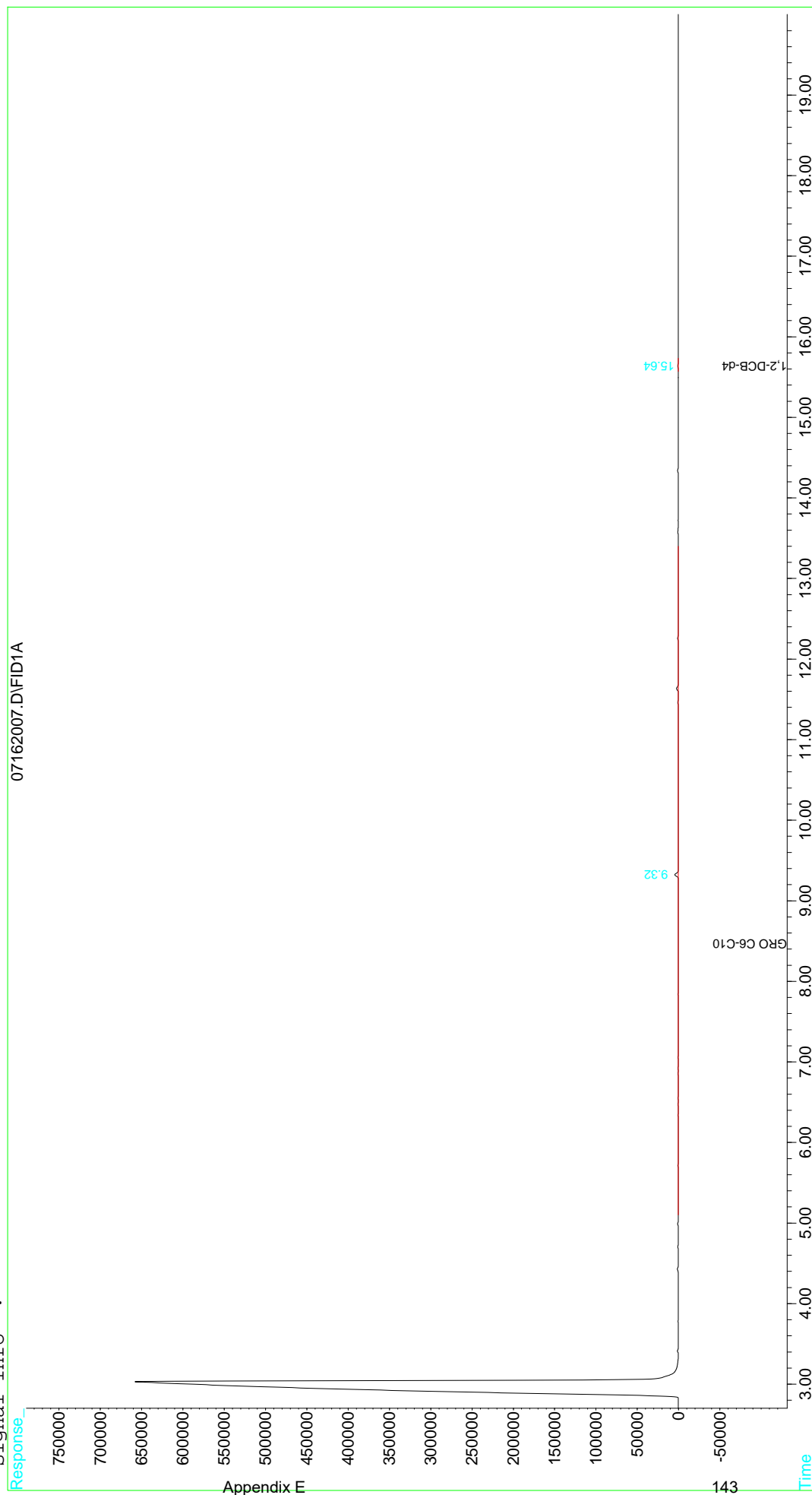
Compound	R.T.	Response	Conc Units
-----			
System Monitoring Compounds			
2) S 1,2-DCB-d4 (Surrogate)	15.64	22531	47.964 ug/KG
Target Compounds			
1) H GRO C6-C10	8.46	430441	1115.105 ug/KG

Data File : C:\HPCHEM\1\DATA\071620\07162007.D  
Acq On : 16 Jul 2020 6:05 pm  
Sample : VOA8 LCS 071620  
Misc : LCS SW\_8015S-GRO  
IntFile : GRO.E  
Quant Time: Aug 12 10:33 2020 Quant Results File: 051420S.RES

Vial: 30  
Operator: S MCQUINN  
Inst : voa8  
Multiplr: 1.00

Quant Method : C:\HPCHEM\1...\051420S.M (Chemstation Integrator)  
Title : GC-PT c6-10 SOIL  
Last Update : Thu Jun 11 15:37:38 2020  
Response via : Multiple Level Calibration  
DataAcq Meth : 120919S.M

Volume Inj. :  
Signal Phase :  
Signal Info :



Data File : C:\HPCHEM\1\DATA\071620\07162008.D Vial: 32  
Acq On : 16 Jul 2020 6:35 pm Operator: S MCQUINN  
Sample : VOA8 RLVS 071620 Inst : voa8  
Misc : RLVS SW\_8015S-GRO Multiplr: 1.00  
IntFile : GRO.E  
Quant Time: Aug 12 10:33 2020 Quant Results File: 051420S.RES

Quant Method : C:\HPCHEM\1...\051420S.M (Chemstation Integrator)  
Title : GC-PT c6-10 SOIL  
Last Update : Thu Jun 11 15:37:38 2020  
Response via : Initial Calibration  
DataAcq Meth : 120919S.M

Volume Inj. :  
Signal Phase :  
Signal Info :

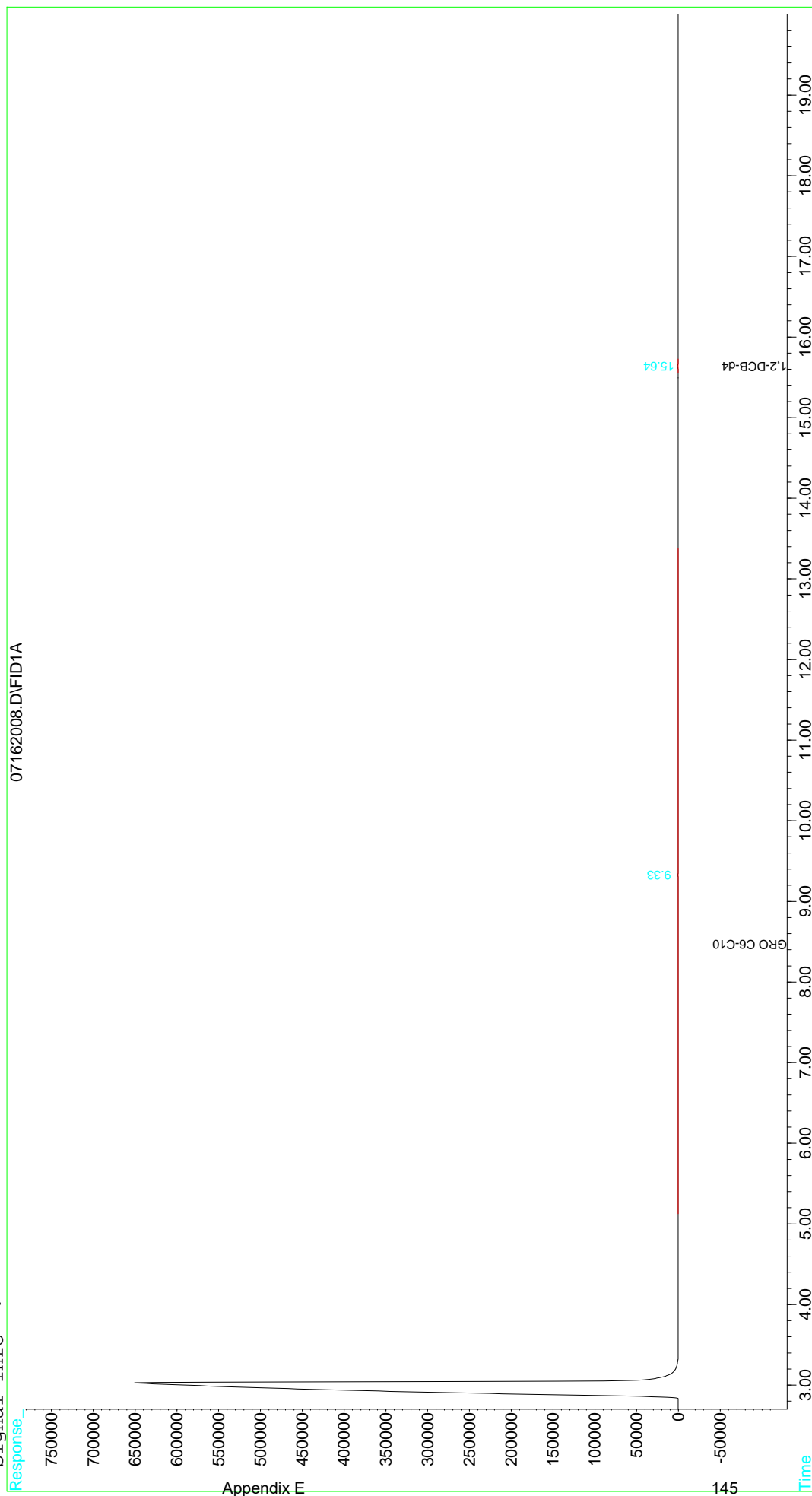
Compound	R.T.	Response	Conc Units
-----			
System Monitoring Compounds			
2) S 1,2-DCB-d4 (Surrogate)	15.64	23475	49.974 ug/KG
Target Compounds			
1) H GRO C6-C10	8.46	39428	102.143 ug/KG

Data File : C:\HPCHEM\1\DATA\071620\07162008.D  
Acq On : 16 Jul 2020 6:35 pm  
Sample : VOA8 RLVS 071620  
Misc : RLVS SW\_8015S-GRO  
IntFile : GRO.E  
Quant Time: Aug 12 10:33 2020 Quant Results File: 051420S.RES

Vial: 32  
Operator: S MCQUINN  
Inst : voa8  
Multiplr: 1.00

Quant Method : C:\HPCHEM\1...\051420S.M (Chemstation Integrator)  
Title : GC-PT c6-10 SOIL  
Last Update : Thu Jun 11 15:37:38 2020  
Response via : Multiple Level Calibration  
DataAcq Meth : 120919S.M

Volume Inj. :  
Signal Phase :  
Signal Info :



Data File : C:\HPCHEM\1\DATA\071620\07162009.D Vial: 33  
Acq On : 16 Jul 2020 7:04 pm Operator: S MCQUINN  
Sample : VOA8 MBLK 071620 Inst : voa8  
Misc : MBLK SW\_8015S-GRO Multiplr: 1.00  
IntFile : GRO.E  
Quant Time: Aug 12 10:33 2020 Quant Results File: 051420S.RES

Quant Method : C:\HPCHEM\1...\051420S.M (Chemstation Integrator)  
Title : GC-PT c6-10 SOIL  
Last Update : Thu Jun 11 15:37:38 2020  
Response via : Initial Calibration  
DataAcq Meth : 120919S.M

Volume Inj. :  
Signal Phase :  
Signal Info :

Compound	R.T.	Response	Conc Units
-----			
System Monitoring Compounds			
2) S 1,2-DCB-d4 (Surrogate)	15.64	23202	49.394 ug/KG
Target Compounds			
1) H GRO C6-C10	8.46	738	<MDL ug/KG

Data File : C:\HPCHEM\1\DATA\071620\07162009.D  
Acq On : 16 Jul 2020 7:04 pm  
Sample : VOA8 MBLK 071620  
Misc : MBLK SW\_8015S-GRO  
IntFile : GRO.E  
Quant Time: Aug 12 10:33 2020 Quant Results File: 051420S.RES

Vial: 33  
Operator: S MCQUINN  
Inst : voa8  
Multiplr: 1.00

Quant Method : C:\HPCHEM\1...\051420S.M (Chemstation Integrator)  
Title : GC-PT c6-10 SOIL  
Last Update : Thu Jun 11 15:37:38 2020  
Response via : Multiple Level Calibration  
DataAcq Meth : 120919S.M

Volume Inj. :  
Signal Phase :  
Signal Info :



Data File : C:\HPCHEM\1\DATA\071620\07162013.D Vial: 40  
Acq On : 16 Jul 2020 9:04 pm Operator: S MCQUINN  
Sample : 2006454-001B Inst : voa8  
Misc : SAMP SW\_8015S-GRO Multiplr: 1.00  
IntFile : GRO.E  
Quant Time: Aug 12 10:33 2020 Quant Results File: 051420S.RES

Quant Method : C:\HPCHEM\1...\051420S.M (Chemstation Integrator)  
Title : GC-PT c6-10 SOIL  
Last Update : Thu Jun 11 15:37:38 2020  
Response via : Initial Calibration  
DataAcq Meth : 120919S.M

Volume Inj. :  
Signal Phase :  
Signal Info :

Compound	R.T.	Response	Conc Units
-----			
System Monitoring Compounds			
2) S 1,2-DCB-d4 (Surrogate)	15.64	22761	48.455 ug/KG
Target Compounds			
1) H GRO C6-C10	8.46	738	<MDL ug/KG




Data File : C:\HPCHEM\1\DATA\071620\07162013.D  
Acq On : 16 Jul 2020 9:04 pm  
Sample : 2006454-001B  
Misc : SAMP SW\_8015S-GRO  
IntFile : GRO.E  
Quant Time: Aug 12 10:33 2020 Quant Results File: 051420S.RES

Vial: 40  
Operator: S MCQUINN  
Inst : voa8  
Multiplr: 1.00

Quant Method : C:\HPCHEM\1...\051420S.M (Chemstation Integrator)  
Title : GC-PT c6-10 SOIL  
Last Update : Thu Jun 11 15:37:38 2020  
Response via : Multiple Level Calibration  
DataAcq Meth : 120919S.M

Volume Inj. :  
Signal Phase :  
Signal Info :



Appendix E

149

Data File : C:\HPCHEM\1\DATA\071620\07162014.D Vial: 41  
Acq On : 16 Jul 2020 9:34 pm Operator: S MCQUINN  
Sample : 2006454-002B Inst : voa8  
Misc : SAMP SW\_8015S-GRO Multiplr: 1.00  
IntFile : GRO.E  
Quant Time: Aug 12 10:34 2020 Quant Results File: 051420S.RES

Quant Method : C:\HPCHEM\1...\051420S.M (Chemstation Integrator)  
Title : GC-PT c6-10 SOIL  
Last Update : Thu Jun 11 15:37:38 2020  
Response via : Initial Calibration  
DataAcq Meth : 120919S.M

Volume Inj. :  
Signal Phase :  
Signal Info :

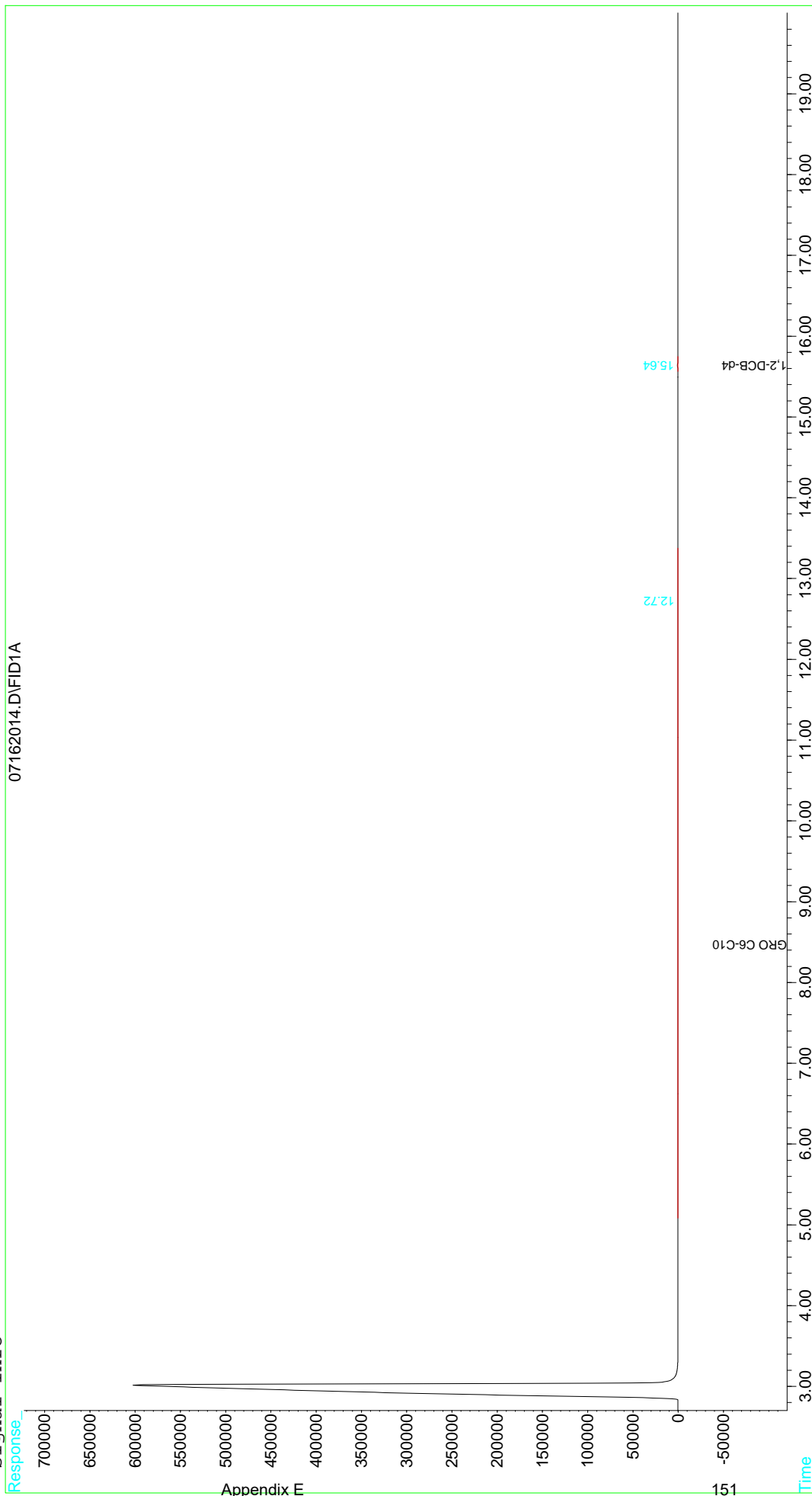
Compound	R.T.	Response	Conc Units
-----			
System Monitoring Compounds			
2) S 1,2-DCB-d4 (Surrogate)	15.64	20362	43.347 ug/KG
Target Compounds			
1) H GRO C6-C10	8.46	1494	3.870 ug/KG

Data File : C:\HPCHEM\1\DATA\071620\07162014.D  
 Acq On : 16 Jul 2020 9:34 pm  
 Sample : 2006454-002B  
 Misc : SAMP SW\_8015S-GRO  
 IntFile : GRO.E  
 Quant Time: Aug 12 10:34 2020 Quant Results File: 051420S.RES

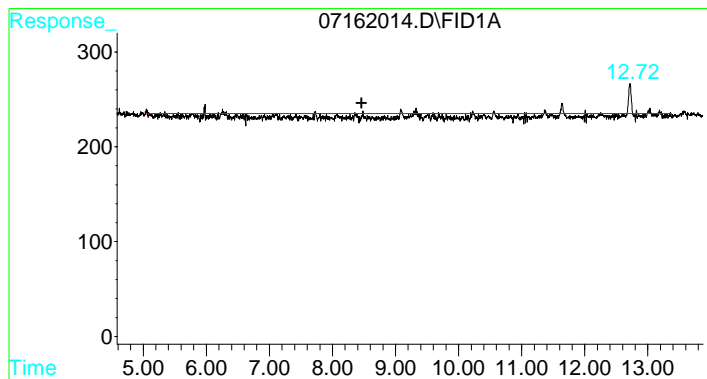
Vial: 41  
 Operator: S MCQUINN  
 Inst : voa8  
 Multiplr: 1.00

Quant Method : C:\HPCHEM\1...\051420S.M (Chemstation Integrator)  
 Title : GC-PT c6-10 SOIL  
 Last Update : Thu Jun 11 15:37:38 2020  
 Response via : Multiple Level Calibration  
 DataAcq Meth : 120919S.M

Volume Inj. :  
 Signal Phase :  
 Signal Info :



Appendix E



#1 GRO C6-C10

R.T.: 8.460 min  
Delta R.T.: 0.000 min  
Response: 1494  
Conc: 3.87 ug/KG m

Data File : C:\HPCHEM\1\DATA\071620\07162015.D Vial: 42  
Acq On : 16 Jul 2020 10:04 pm Operator: S MCQUINN  
Sample : 2006454-003B Inst : voa8  
Misc : SAMP SW\_8015S-GRO Multiplr: 1.00  
IntFile : GRO.E  
Quant Time: Aug 12 10:34 2020 Quant Results File: 051420S.RES

Quant Method : C:\HPCHEM\1...\051420S.M (Chemstation Integrator)  
Title : GC-PT c6-10 SOIL  
Last Update : Thu Jun 11 15:37:38 2020  
Response via : Initial Calibration  
DataAcq Meth : 120919S.M

Volume Inj. :  
Signal Phase :  
Signal Info :

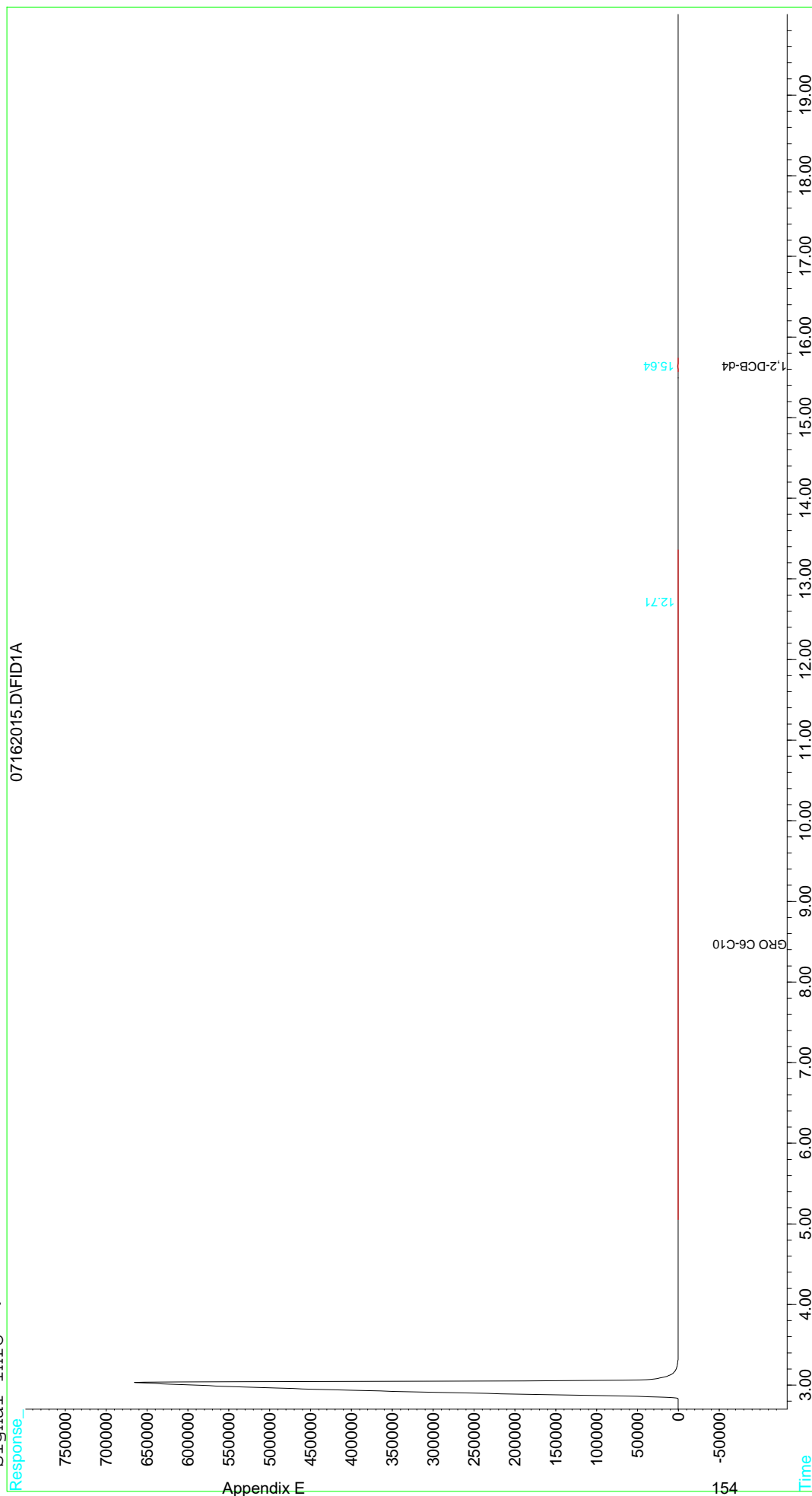
Compound	R.T.	Response	Conc Units
-----			
System Monitoring Compounds			
2) S 1,2-DCB-d4 (Surrogate)	15.64	22127	47.105 ug/KG
Target Compounds			
1) H GRO C6-C10	8.46	2278	5.901 ug/KG

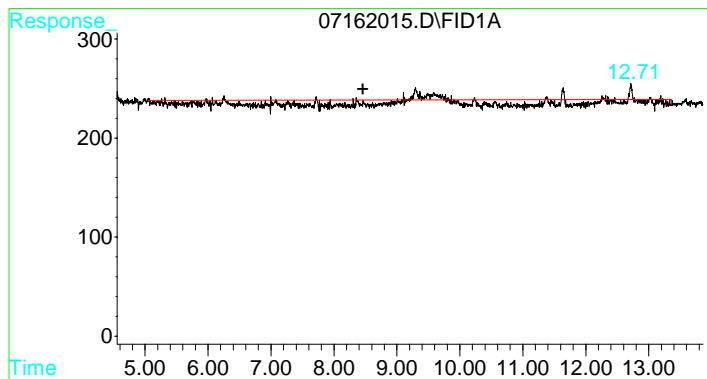
Data File : C:\HPCHEM\1\DATA\071620\07162015.D  
Acq On : 16 Jul 2020 10:04 pm  
Sample : 2006454-003B  
Misc : SAMP SW\_8015S-GRO  
IntFile : GRO.E  
Quant Time: Aug 12 10:34 2020 Quant Results File: 051420S.RES

Vial: 42  
Operator: S MCQUINN  
Inst : voa8  
Multiplr: 1.00

Quant Method : C:\HPCHEM\1...\051420S.M (Chemstation Integrator)  
Title : GC-PT c6-10 SOIL  
Last Update : Thu Jun 11 15:37:38 2020  
Response via : Multiple Level Calibration  
DataAcq Meth : 120919S.M

Volume Inj. :  
Signal Phase :  
Signal Info :





#1 GRO C6-C10

R.T.: 8.460 min  
Delta R.T.: 0.000 min  
Response: 2278  
Conc: 5.90 ug/KG m

Data File : C:\HPCHEM\1\DATA\071620\07162016.D Vial: 43  
Acq On : 16 Jul 2020 10:34 pm Operator: S MCQUINN  
Sample : 2006454-004B Inst : voa8  
Misc : SAMP SW\_8015S-GRO Multiplr: 1.00  
IntFile : GRO.E  
Quant Time: Aug 12 10:34 2020 Quant Results File: 051420S.RES

Quant Method : C:\HPCHEM\1...\051420S.M (Chemstation Integrator)  
Title : GC-PT c6-10 SOIL  
Last Update : Thu Jun 11 15:37:38 2020  
Response via : Initial Calibration  
DataAcq Meth : 120919S.M

Volume Inj. :  
Signal Phase :  
Signal Info :

Compound	R.T.	Response	Conc Units
-----			
System Monitoring Compounds			
2) S 1,2-DCB-d4 (Surrogate)	15.64	21480	45.728 ug/KG
Target Compounds			
1) H GRO C6-C10	8.46	6251	16.194 ug/KG

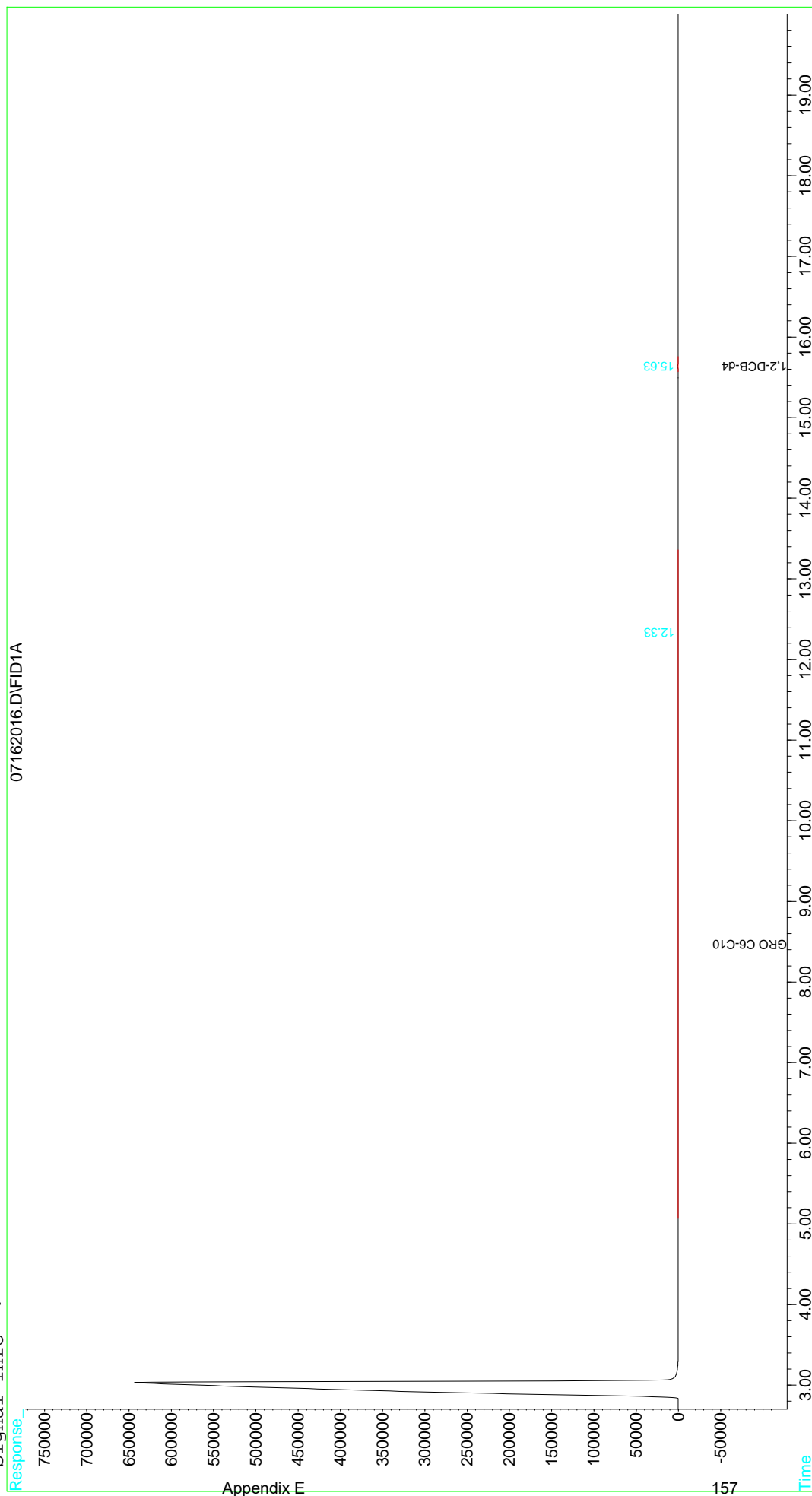


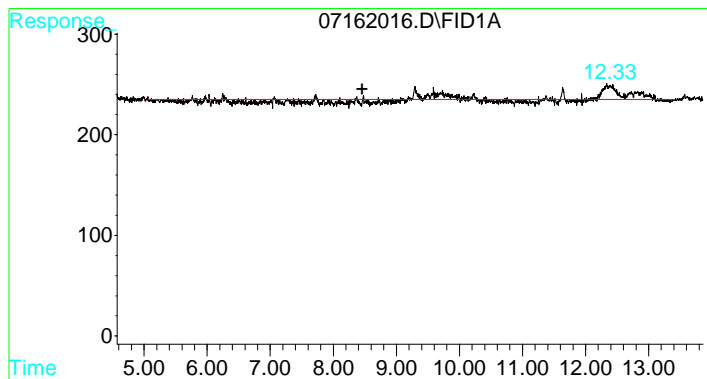
Data File : C:\HPCHEM\1\DATA\071620\07162016.D  
Acq On : 16 Jul 2020 10:34 pm  
Sample : 2006454-004B  
Misc : SAMP SW\_8015S-GRO  
IntFile : GRO.E  
Quant Time: Aug 12 10:34 2020 Quant Results File: 051420S.RES

Vial: 43  
Operator: S MCQUINN  
Inst : voa8  
Multiplr: 1.00

Quant Method : C:\HPCHEM\1...\051420S.M (Chemstation Integrator)  
Title : GC-PT c6-10 SOIL  
Last Update : Thu Jun 11 15:37:38 2020  
Response via : Multiple Level Calibration  
DataAcq Meth : 120919S.M

Volume Inj. :  
Signal Phase :  
Signal Info :





#1 GRO C6-C10

R.T.: 8.460 min  
Delta R.T.: 0.000 min  
Response: 6251  
Conc: 16.19 ug/KG m

Data File : C:\HPCHEM\1\DATA\071620\07162017.D Vial: 44  
Acq On : 16 Jul 2020 11:04 pm Operator: S MCQUINN  
Sample : 2006454-005B Inst : voa8  
Misc : SAMP SW\_8015S-GRO Multiplr: 1.00  
IntFile : GRO.E  
Quant Time: Aug 12 10:35 2020 Quant Results File: 051420S.RES

Quant Method : C:\HPCHEM\1...\051420S.M (Chemstation Integrator)  
Title : GC-PT c6-10 SOIL  
Last Update : Thu Jun 11 15:37:38 2020  
Response via : Initial Calibration  
DataAcq Meth : 120919S.M

Volume Inj. :  
Signal Phase :  
Signal Info :

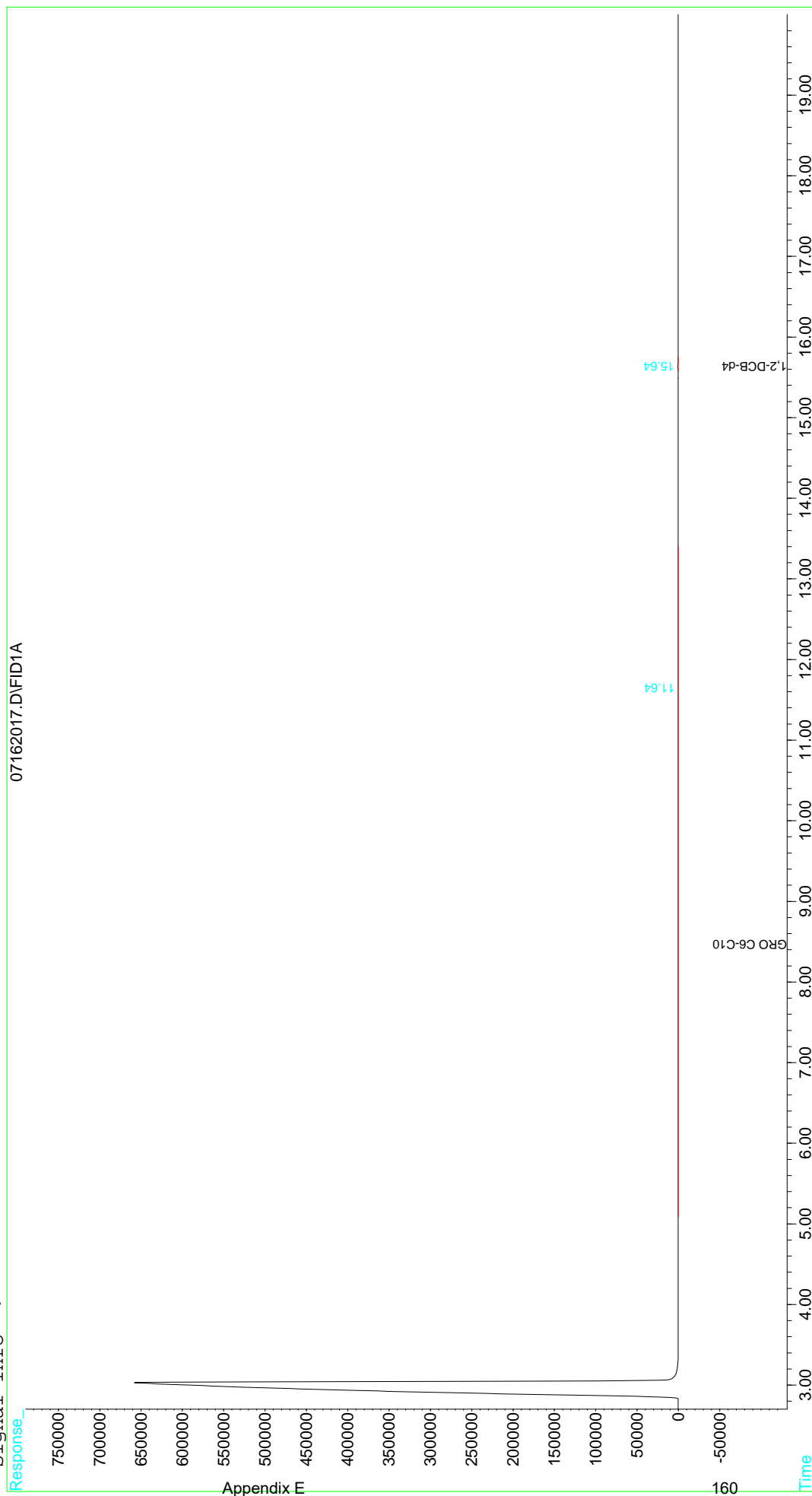
Compound	R.T.	Response	Conc Units
-----			
System Monitoring Compounds			
2) S 1,2-DCB-d4 (Surrogate)	15.64	20871	44.431 ug/KG
Target Compounds			
1) H GRO C6-C10	8.46	1228	3.182 ug/KG

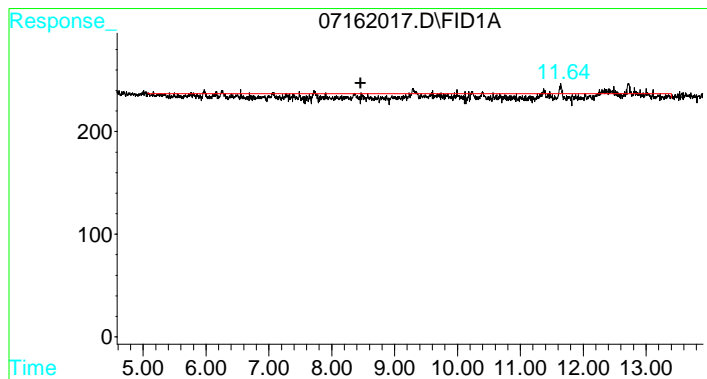
Data File : C:\HPCHEM\1\DATA\071620\07162017.D  
Acq On : 16 Jul 2020 11:04 pm  
Sample : 2006454-005B  
Misc : SAMP SW\_8015S-GRO  
IntFile : GRO.E  
Quant Time: Aug 12 10:35 2020 Quant Results File: 051420S.RES

Vial: 44  
Operator: S MCQUINN  
Inst : voa8  
Multiplr: 1.00

Quant Method : C:\HPCHEM\1...\051420S.M (Chemstation Integrator)  
Title : GC-PT c6-10 SOIL  
Last Update : Thu Jun 11 15:37:38 2020  
Response via : Multiple Level Calibration  
DataAcq Meth : 120919S.M

Volume Inj. :  
Signal Phase :  
Signal Info :





#1 GRO C6-C10

R.T.: 8.460 min  
Delta R.T.: 0.000 min  
Response: 1228  
Conc: 3.18 ug/KG m

Data File : C:\HPCHEM\1\DATA\071620\07162018.D Vial: 45  
Acq On : 16 Jul 2020 11:34 pm Operator: S MCQUINN  
Sample : 2006454-006B Inst : voa8  
Misc : SAMP SW\_8015S-GRO Multiplr: 1.00  
IntFile : GRO.E  
Quant Time: Aug 12 10:35 2020 Quant Results File: 051420S.RES

Quant Method : C:\HPCHEM\1...\051420S.M (Chemstation Integrator)  
Title : GC-PT c6-10 SOIL  
Last Update : Thu Jun 11 15:37:38 2020  
Response via : Initial Calibration  
DataAcq Meth : 120919S.M

Volume Inj. :  
Signal Phase :  
Signal Info :


Compound	R.T.	Response	Conc Units
-----			
System Monitoring Compounds			
2) S 1,2-DCB-d4 (Surrogate)	15.64	21171	45.070 ug/KG
Target Compounds			
1) H GRO C6-C10	8.46	377	<MDL ug/KG

Data File : C:\HPCHEM\1\DATA\071620\07162018.D  
Acq On : 16 Jul 2020 11:34 pm  
Sample : 2006454-006B  
Misc : SAMP SW\_8015S-GRO  
IntFile : GRO.E  
Quant Time: Aug 12 10:35 2020 Quant Results File: 051420S.RES

Vial: 45  
Operator: S MCQUINN  
Inst : voa8  
Multiplr: 1.00

Quant Method : C:\HPCHEM\1...\051420S.M (Chemstation Integrator)  
Title : GC-PT c6-10 SOIL  
Last Update : Thu Jun 11 15:37:38 2020  
Response via : Multiple Level Calibration  
DataAcq Meth : 120919S.M

Volume Inj. :  
Signal Phase :  
Signal Info :



Appendix E

163

Data File : C:\HPCHEM\1\DATA\071620\07162019.D Vial: 46  
Acq On : 17 Jul 2020 12:04 am Operator: S MCQUINN  
Sample : 2006454-007B Inst : voa8  
Misc : SAMP SW\_8015S-GRO Multiplr: 1.00  
IntFile : GRO.E  
Quant Time: Aug 12 10:35 2020 Quant Results File: 051420S.RES

Quant Method : C:\HPCHEM\1...\051420S.M (Chemstation Integrator)  
Title : GC-PT c6-10 SOIL  
Last Update : Thu Jun 11 15:37:38 2020  
Response via : Initial Calibration  
DataAcq Meth : 120919S.M

Volume Inj. :  
Signal Phase :  
Signal Info :

Compound	R.T.	Response	Conc Units
-----			
System Monitoring Compounds			
2) S 1,2-DCB-d4 (Surrogate)	15.64	22423	47.734 ug/KG
Target Compounds			
1) H GRO C6-C10	8.46	1022	<MDL ug/KG




Data File : C:\HPCHEM\1\DATA\071620\07162019.D  
Acq On : 17 Jul 2020 12:04 am  
Sample : 2006454-007B  
Misc : SAMP SW\_8015S-GRO  
IntFile : GRO.E  
Quant Time: Aug 12 10:35 2020 Quant Results File: 051420S.RES

Vial: 46  
Operator: S MCQUINN  
Inst : voa8  
Multiplr: 1.00

Quant Method : C:\HPCHEM\1...\051420S.M (Chemstation Integrator)  
Title : GC-PT c6-10 SOIL  
Last Update : Thu Jun 11 15:37:38 2020  
Response via : Multiple Level Calibration  
DataAcq Meth : 120919S.M

Volume Inj. :  
Signal Phase :  
Signal Info :



Appendix E

Data File : C:\HPCHEM\1\DATA\071620\07162020.D Vial: 47  
Acq On : 17 Jul 2020 12:34 am Operator: S MCQUINN  
Sample : 2006454-008B Inst : voa8  
Misc : SAMP SW\_8015S-GRO Multiplr: 1.00  
IntFile : GRO.E  
Quant Time: Aug 12 10:35 2020 Quant Results File: 051420S.RES

Quant Method : C:\HPCHEM\1...\051420S.M (Chemstation Integrator)  
Title : GC-PT c6-10 SOIL  
Last Update : Thu Jun 11 15:37:38 2020  
Response via : Initial Calibration  
DataAcq Meth : 120919S.M

Volume Inj. :  
Signal Phase :  
Signal Info :

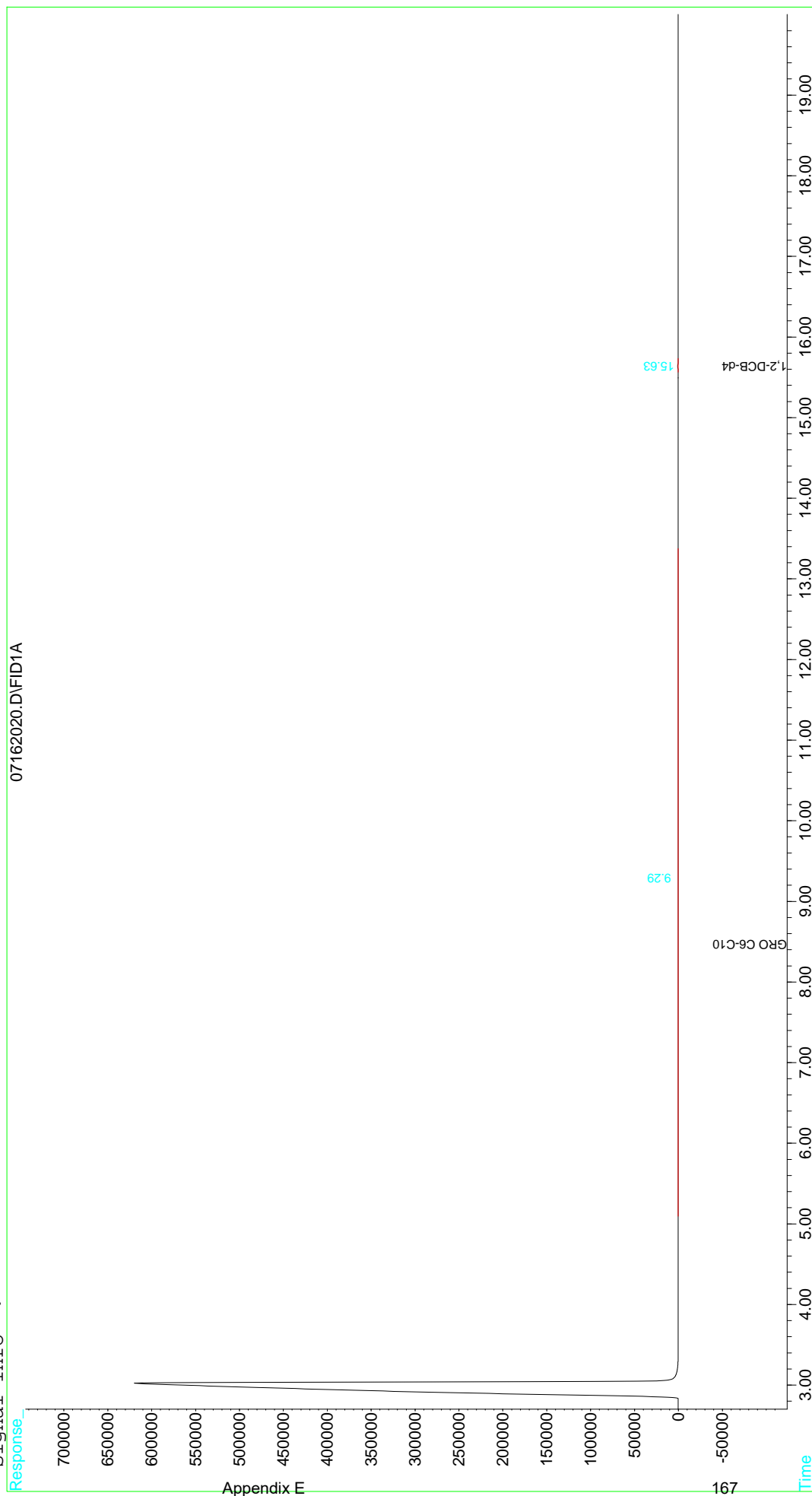
Compound	R.T.	Response	Conc Units
-----			
System Monitoring Compounds			
2) S 1,2-DCB-d4 (Surrogate)	15.64	21737	46.275 ug/KG
Target Compounds			
1) H GRO C6-C10	8.46	1250	3.238 ug/KG

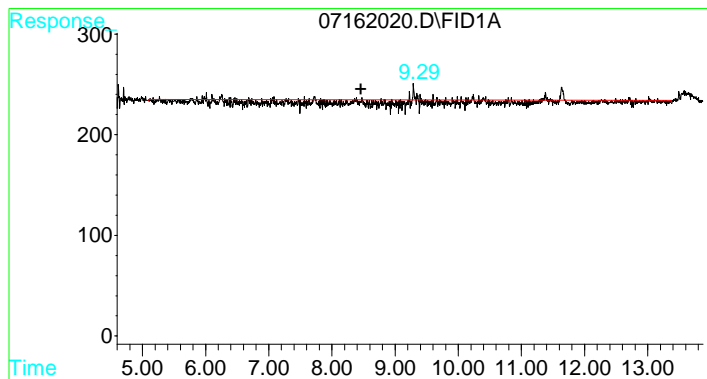
Data File : C:\HPCHEM\1\DATA\071620\07162020.D  
Acq On : 17 Jul 2020 12:34 am  
Sample : 2006454-008B  
Misc : SAMP SW\_8015S-GRO  
IntFile : GRO.E  
Quant Time: Aug 12 10:35 2020 Quant Results File: 051420S.RES

Vial: 47  
Operator: S MCQUINN  
Inst : voa8  
Multiplr: 1.00

Quant Method : C:\HPCHEM\1...\051420S.M (Chemstation Integrator)  
Title : GC-PT c6-10 SOIL  
Last Update : Thu Jun 11 15:37:38 2020  
Response via : Multiple Level Calibration  
DataAcq Meth : 120919S.M

Volume Inj. :  
Signal Phase :  
Signal Info :





#1 GRO C6-C10

R.T.: 8.460 min  
Delta R.T.: 0.000 min  
Response: 1250  
Conc: 3.24 ug/KG m

Data File : C:\HPCHEM\1\DATA\071620\07162021.D Vial: 48  
Acq On : 17 Jul 2020 1:04 am Operator: S MCQUINN  
Sample : 2006454-009B Inst : voa8  
Misc : SAMP SW\_8015S-GRO Multiplr: 1.00  
IntFile : GRO.E  
Quant Time: Aug 12 10:36 2020 Quant Results File: 051420S.RES

Quant Method : C:\HPCHEM\1...\051420S.M (Chemstation Integrator)  
Title : GC-PT c6-10 SOIL  
Last Update : Thu Jun 11 15:37:38 2020  
Response via : Initial Calibration  
DataAcq Meth : 120919S.M

Volume Inj. :  
Signal Phase :  
Signal Info :

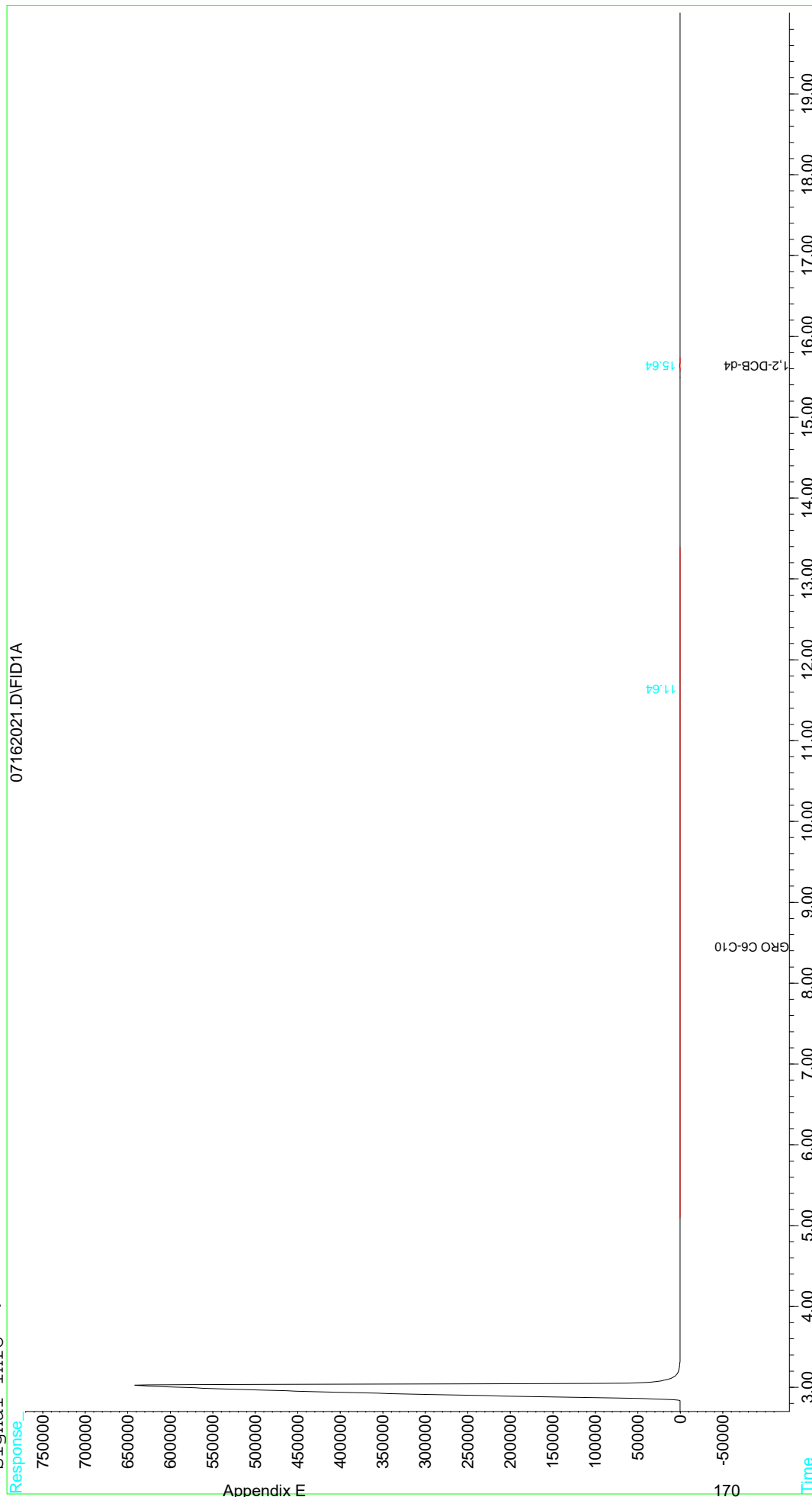
Compound	R.T.	Response	Conc Units
-----			
System Monitoring Compounds			
2) S 1,2-DCB-d4 (Surrogate)	15.64	20689	44.043 ug/KG
Target Compounds			
1) H GRO C6-C10	8.46	1590	4.119 ug/KG

Data File : C:\HPCHEM\1\DATA\071620\07162021.D  
 Acq On : 17 Jul 2020 1:04 am  
 Sample : 2006454-009B  
 Misc : SAMP SW\_8015S-GRO  
 IntFile : GRO.E  
 Quant Time: Aug 12 10:36 2020 Quant Results File: 051420S.RES

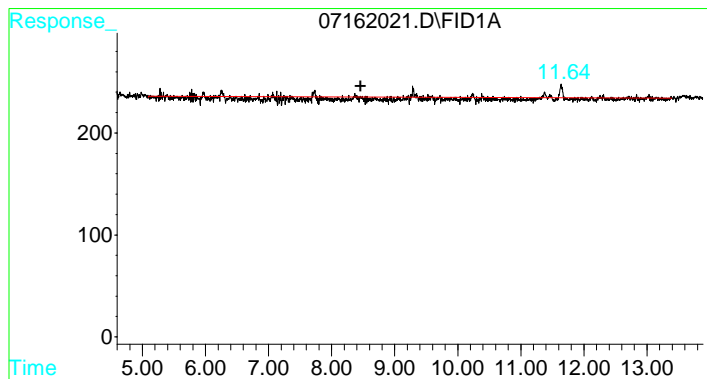
Vial: 48  
 Operator: S MCQUINN  
 Inst : voa8  
 Multiplr: 1.00

Quant Method : C:\HPCHEM\1...\051420S.M (Chemstation Integrator)  
 Title : GC-PT c6-10 SOIL  
 Last Update : Thu Jun 11 15:37:38 2020  
 Response via : Multiple Level Calibration  
 DataAcq Meth : 120919S.M

Volume Inj. :  
 Signal Phase :  
 Signal Info :



Appendix E



#1 GRO C6-C10

R.T.: 8.460 min  
Delta R.T.: 0.000 min  
Response: 1590  
Conc: 4.12 ug/KG m

Data File : C:\HPCHEM\1\DATA\071620\07162022.D Vial: 49  
Acq On : 17 Jul 2020 1:34 am Operator: S MCQUINN  
Sample : 2006454-010B Inst : voa8  
Misc : SAMP SW\_8015S-GRO Multiplr: 1.00  
IntFile : GRO.E  
Quant Time: Aug 12 10:36 2020 Quant Results File: 051420S.RES

Quant Method : C:\HPCHEM\1...\051420S.M (Chemstation Integrator)  
Title : GC-PT c6-10 SOIL  
Last Update : Thu Jun 11 15:37:38 2020  
Response via : Initial Calibration  
DataAcq Meth : 120919S.M

Volume Inj. :  
Signal Phase :  
Signal Info :

Compound	R.T.	Response	Conc Units
-----			
System Monitoring Compounds			
2) S 1,2-DCB-d4 (Surrogate)	15.64	19570	41.661 ug/KG
Target Compounds			
1) H GRO C6-C10	8.46	1241	3.216 ug/KG

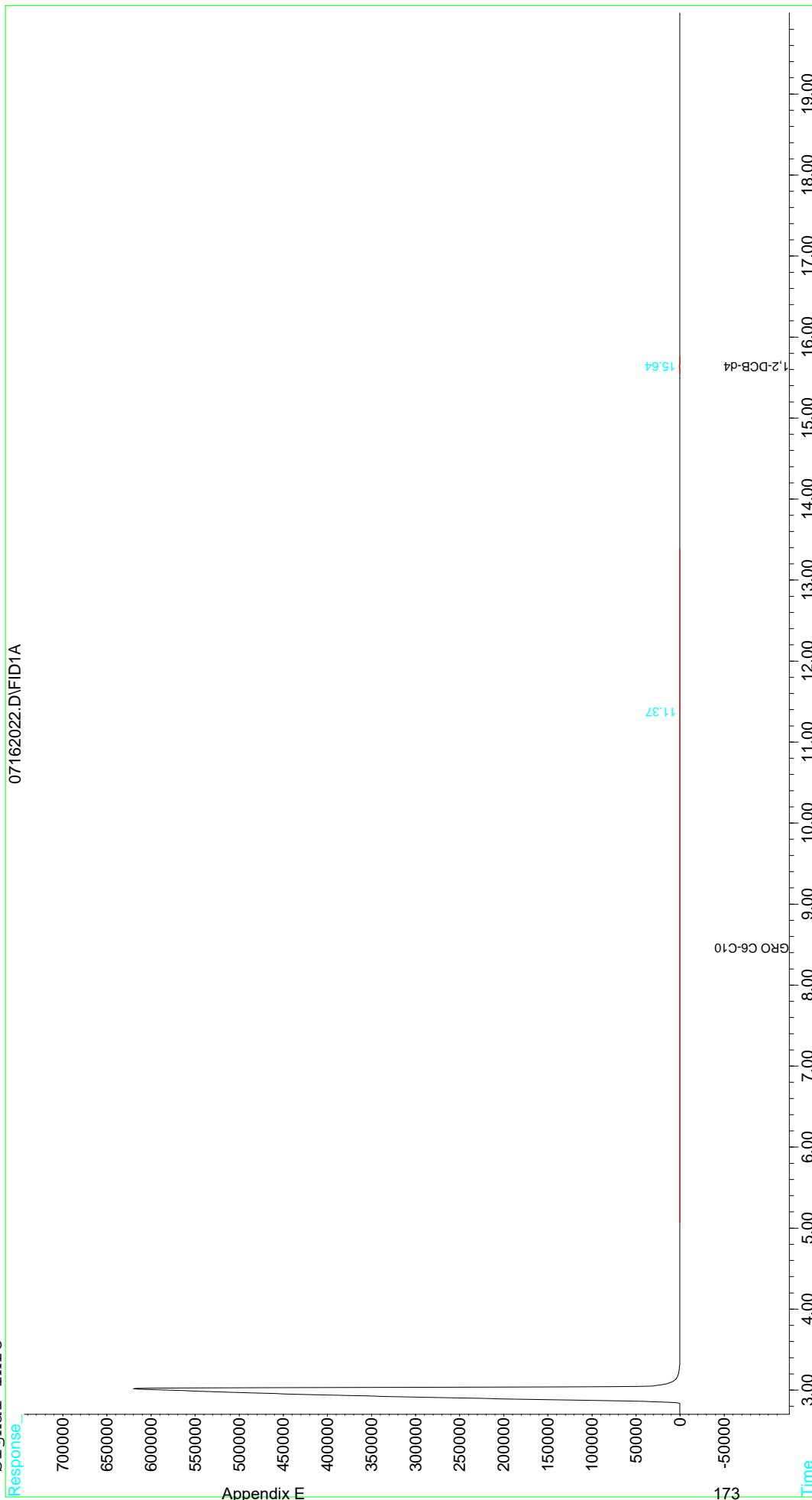


Data File : C:\HPCHEM\1\DATA\071620\07162022.D  
Acq On : 17 Jul 2020 1:34 am  
Sample : 2006454-010B  
Misc : SAMP SW\_8015S-GRO  
IntFile : GRO.E  
Quant Time: Aug 12 10:36 2020 Quant Results File: 051420S.RES

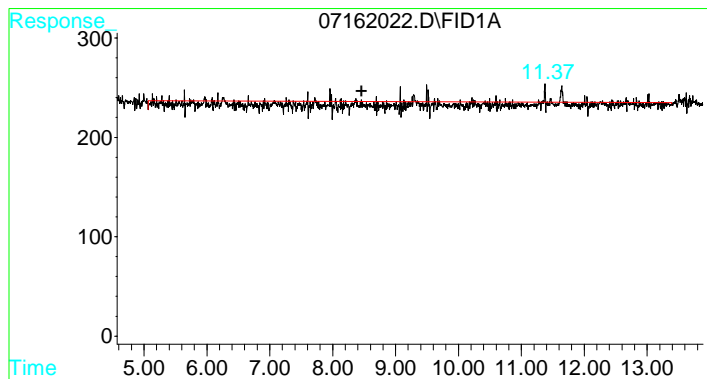
Vial: 49  
Operator: S MCQUINN  
Inst : voa8  
Multiplr: 1.00

Quant Method : C:\HPCHEM\1...\051420S.M (Chemstation Integrator)  
Title : GC-PT c6-10 SOIL  
Last Update : Thu Jun 11 15:37:38 2020  
Response via : Multiple Level Calibration  
DataAcq Meth : 120919S.M

Volume Inj. :  
Signal Phase :  
Signal Info :



Appendix E



#1 GRO C6-C10

R.T.: 8.460 min  
Delta R.T.: 0.000 min  
Response: 1241  
Conc: 3.22 ug/KG m

Data File : C:\HPCHEM\1\DATA\071620\07162023.D Vial: 50  
Acq On : 17 Jul 2020 2:04 am Operator: S MCQUINN  
Sample : 2006454-011B Inst : voa8  
Misc : SAMP SW\_8015S-GRO Multiplr: 1.00  
IntFile : GRO.E  
Quant Time: Aug 12 10:36 2020 Quant Results File: 051420S.RES

Quant Method : C:\HPCHEM\1...\051420S.M (Chemstation Integrator)  
Title : GC-PT c6-10 SOIL  
Last Update : Thu Jun 11 15:37:38 2020  
Response via : Initial Calibration  
DataAcq Meth : 120919S.M

Volume Inj. :  
Signal Phase :  
Signal Info :

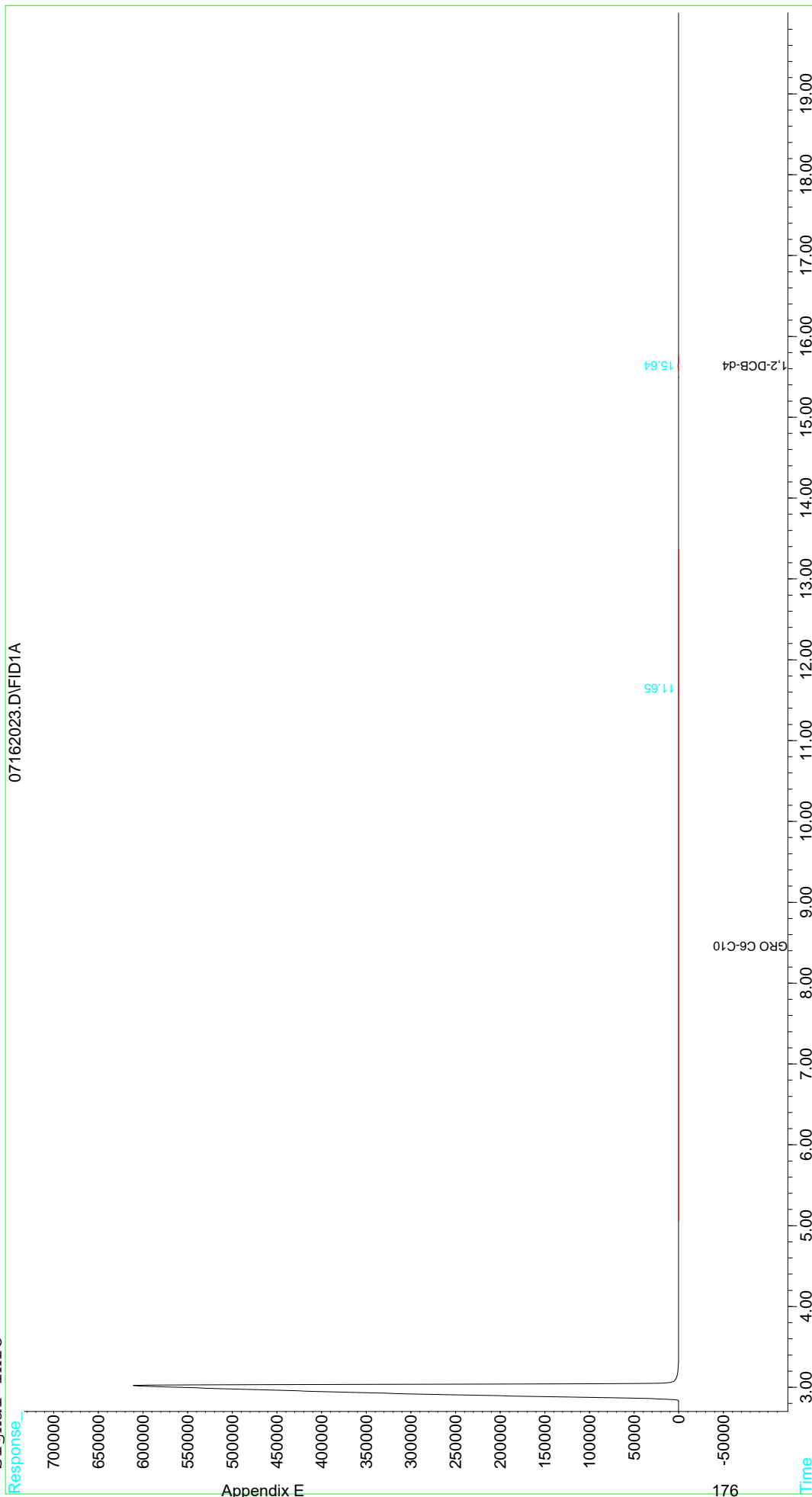
Compound	R.T.	Response	Conc Units
-----			
System Monitoring Compounds			
2) S 1,2-DCB-d4 (Surrogate)	15.64	20707	44.082 ug/KG
Target Compounds			
1) H GRO C6-C10	8.46	1365	3.536 ug/KG

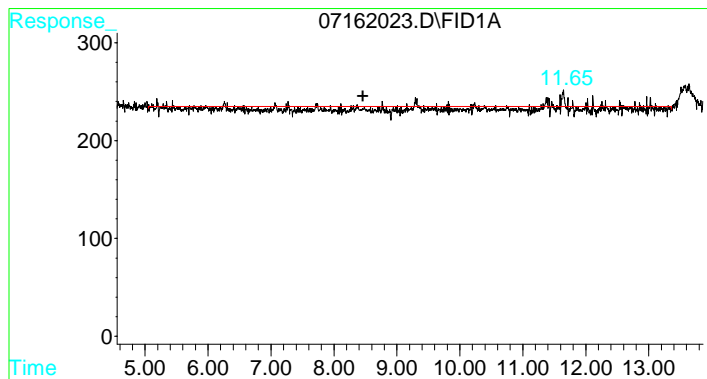
Data File : C:\HPCHEM\1\DATA\071620\07162023.D  
Acq On : 17 Jul 2020 2:04 am  
Sample : 2006454-011B  
Misc : SAMP SW\_8015S-GRO  
IntFile : GRO.E  
Quant Time: Aug 12 10:36 2020 Quant Results File: 051420S.RES

Vial: 50  
Operator: S MCQUINN  
Inst : voa8  
Multiplr: 1.00

Quant Method : C:\HPCHEM\1...\051420S.M (Chemstation Integrator)  
Title : GC-PT c6-10 SOIL  
Last Update : Thu Jun 11 15:37:38 2020  
Response via : Multiple Level Calibration  
DataAcq Meth : 120919S.M

Volume Inj. :  
Signal Phase :  
Signal Info :





#1 GRO C6-C10

R.T.: 8.460 min  
Delta R.T.: 0.000 min  
Response: 1365  
Conc: 3.54 ug/KG m

Data File : C:\HPCHEM\1\DATA\071620\07162024.D Vial: 51  
Acq On : 17 Jul 2020 2:34 am Operator: S MCQUINN  
Sample : 2006454-012B Inst : voa8  
Misc : SAMP SW\_8015S-GRO Multiplr: 1.00  
IntFile : GRO.E  
Quant Time: Aug 12 10:38 2020 Quant Results File: 051420S.RES

Quant Method : C:\HPCHEM\1...\051420S.M (Chemstation Integrator)  
Title : GC-PT c6-10 SOIL  
Last Update : Thu Jun 11 15:37:38 2020  
Response via : Initial Calibration  
DataAcq Meth : 120919S.M

Volume Inj. :  
Signal Phase :  
Signal Info :

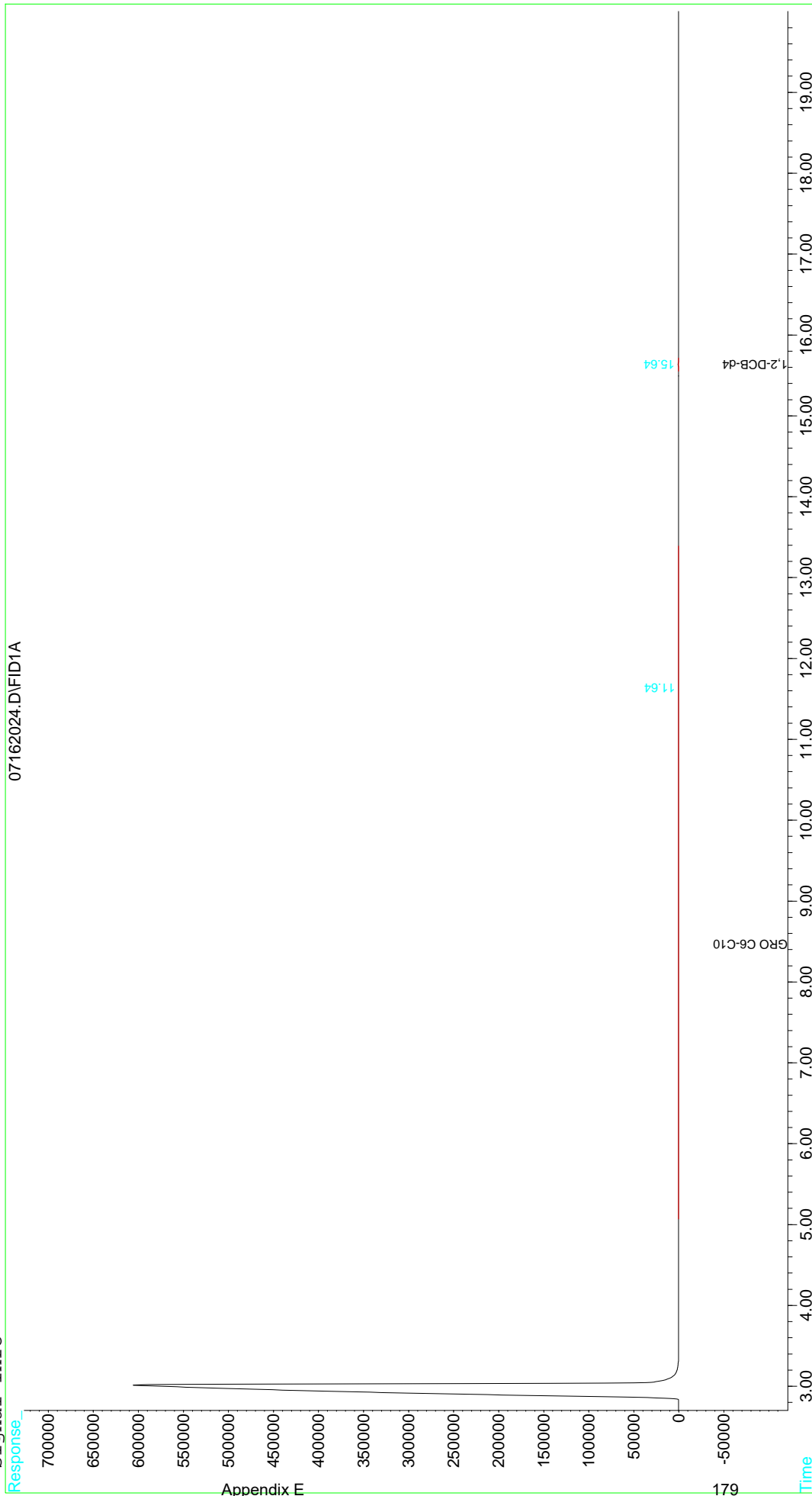
Compound	R.T.	Response	Conc Units
-----			
System Monitoring Compounds			
2) S 1,2-DCB-d4 (Surrogate)	15.64	20350	43.322 ug/KGm
Target Compounds			
1) H GRO C6-C10	8.46	1438	3.725 ug/KG

Data File : C:\HPCHEM\1\DATA\071620\07162024.D  
Acq On : 17 Jul 2020 2:34 am  
Sample : 2006454-012B  
Misc : SAMP SW\_8015S-GRO  
IntFile : GRO.E  
Quant Time: Aug 12 10:38 2020 Quant Results File: 051420S.RES

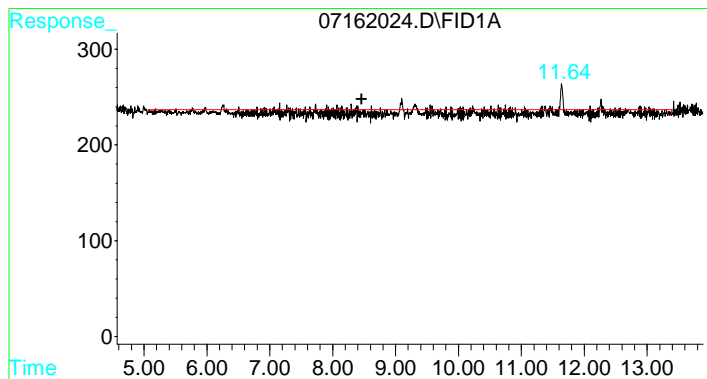
Vial: 51  
Operator: S MCQUINN  
Inst : voa8  
Multiplr: 1.00

Quant Method : C:\HPCHEM\1...\051420S.M (Chemstation Integrator)  
Title : GC-PT c6-10 SOIL  
Last Update : Thu Jun 11 15:37:38 2020  
Response via : Multiple Level Calibration  
DataAcq Meth : 120919S.M

Volume Inj. :  
Signal Phase :  
Signal Info :



Appendix E



#1 GRO C6-C10

R.T.: 8.460 min  
Delta R.T.: 0.000 min  
Response: 1438  
Conc: 3.73 ug/KG m



Data File : C:\HPCHEM\1\DATA\071620\07162025.D Vial: 52  
Acq On : 17 Jul 2020 3:04 am Operator: S MCQUINN  
Sample : 2006454-013B Inst : voa8  
Misc : SAMP SW\_8015S-GRO Multiplr: 1.00  
IntFile : GRO.E  
Quant Time: Aug 12 10:38 2020 Quant Results File: 051420S.RES

Quant Method : C:\HPCHEM\1...\051420S.M (Chemstation Integrator)  
Title : GC-PT c6-10 SOIL  
Last Update : Thu Jun 11 15:37:38 2020  
Response via : Initial Calibration  
DataAcq Meth : 120919S.M

Volume Inj. :  
Signal Phase :  
Signal Info :


Compound	R.T.	Response	Conc Units
-----			
System Monitoring Compounds			
2) S 1,2-DCB-d4 (Surrogate)	15.64	19870	42.300 ug/KG
Target Compounds			
1) H GRO C6-C10	8.46	704	<MDL ug/KG

Data File : C:\HPCHEM\1\DATA\071620\07162025.D  
Acq On : 17 Jul 2020 3:04 am  
Sample : 2006454-013B  
Misc : SAMP SW\_8015S-GRO  
IntFile : GRO.E  
Quant Time: Aug 12 10:38 2020 Quant Results File: 051420S.RES

Vial: 52  
Operator: S MCQUINN  
Inst : voa8  
Multiplr: 1.00

Quant Method : C:\HPCHEM\1...\051420S.M (Chemstation Integrator)  
Title : GC-PT c6-10 SOIL  
Last Update : Thu Jun 11 15:37:38 2020  
Response via : Multiple Level Calibration  
DataAcq Meth : 120919S.M

Volume Inj. :  
Signal Phase :  
Signal Info :



Appendix E

182

Data File : C:\HPCHEM\1\DATA\071620\07162026.D Vial: 53  
 Acq On : 17 Jul 2020 3:33 am Operator: S MCQUINN  
 Sample : 2006454-014B Inst : voa8  
 Misc : SAMP SW\_8015S-GRO Multiplr: 1.00  
 IntFile : GRO.E  
 Quant Time: Aug 12 10:38 2020 Quant Results File: 051420S.RES

Quant Method : C:\HPCHEM\1...\051420S.M (Chemstation Integrator)  
 Title : GC-PT c6-10 SOIL  
 Last Update : Thu Jun 11 15:37:38 2020  
 Response via : Initial Calibration  
 DataAcq Meth : 120919S.M

Volume Inj. :  
 Signal Phase :  
 Signal Info :

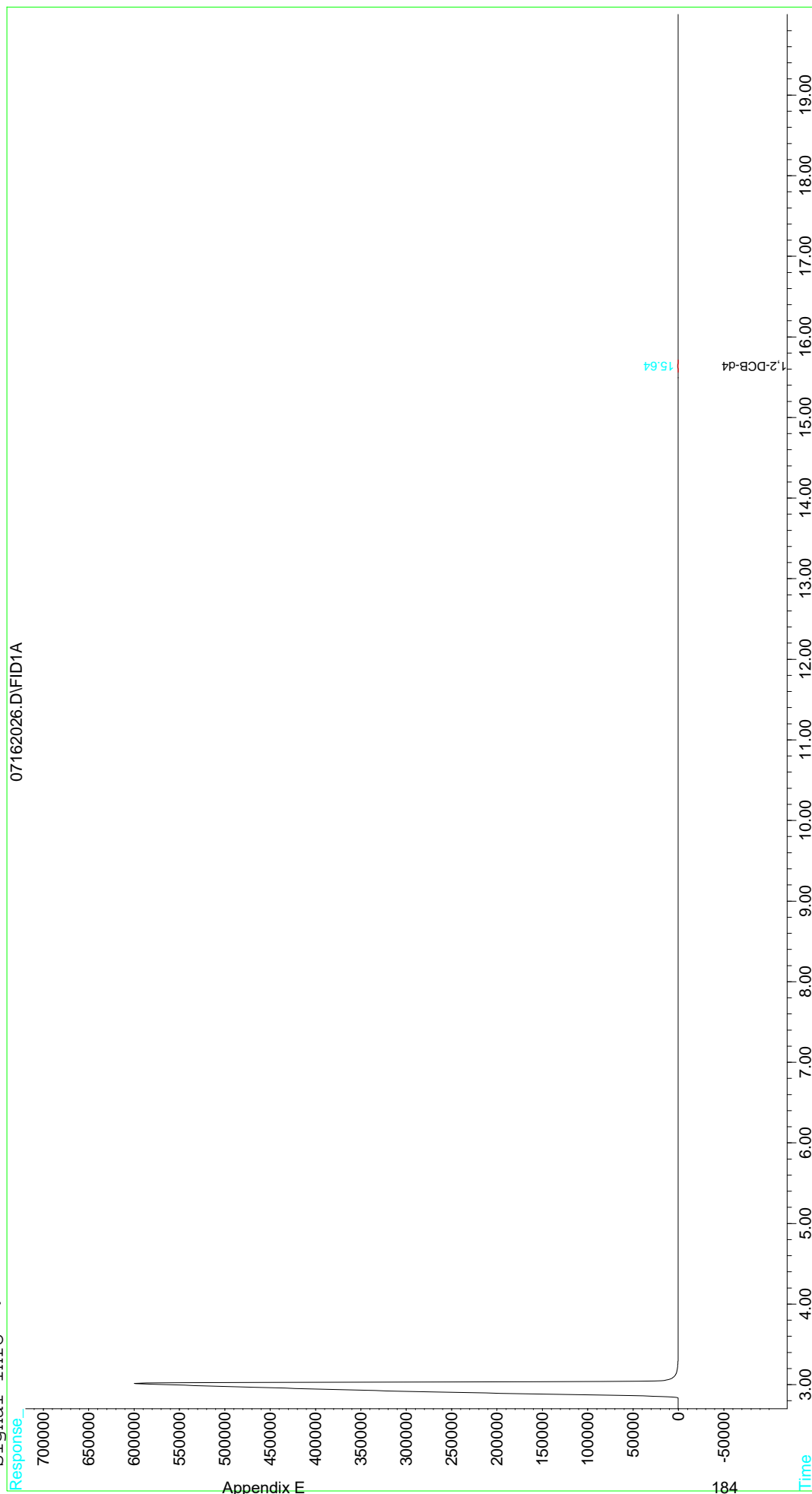
Compound	R.T.	Response	Conc Units
-----			
System Monitoring Compounds			
2) S 1,2-DCB-d4 (Surrogate)	15.64	23318	49.641 ug/KG
Target Compounds			
1) H GRO C6-C10	8.46	847	<MDL ug/KG

Data File : C:\HPCHEM\1\DATA\071620\07162026.D  
Acq On : 17 Jul 2020 3:33 am  
Sample : 2006454-014B  
Misc : SAMP SW\_8015S-GRO  
IntFile : GRO.E  
Quant Time: Aug 12 10:38 2020 Quant Results File: 051420S.RES

Vial: 53  
Operator: S MCQUINN  
Inst : voa8  
Multiplr: 1.00

Quant Method : C:\HPCHEM\1...\051420S.M (Chemstation Integrator)  
Title : GC-PT c6-10 SOIL  
Last Update : Thu Jun 11 15:37:38 2020  
Response via : Multiple Level Calibration  
DataAcq Meth : 120919S.M

Volume Inj. :  
Signal Phase :  
Signal Info :



Appendix E

184

Data File : C:\HPCHEM\1\DATA\071620\07162027.D Vial: 52  
Acq On : 17 Jul 2020 4:03 am Operator: S MCQUINN  
Sample : 2006454-014BMS Inst : voa8  
Misc : MS SW\_8015S-GRO Multiplr: 1.00  
IntFile : GRO.E  
Quant Time: Aug 12 10:41 2020 Quant Results File: 051420S.RES

Quant Method : C:\HPCHEM\1...\051420S.M (Chemstation Integrator)  
Title : GC-PT c6-10 SOIL  
Last Update : Thu Jun 11 15:37:38 2020  
Response via : Initial Calibration  
DataAcq Meth : 120919S.M

Volume Inj. :  
Signal Phase :  
Signal Info :

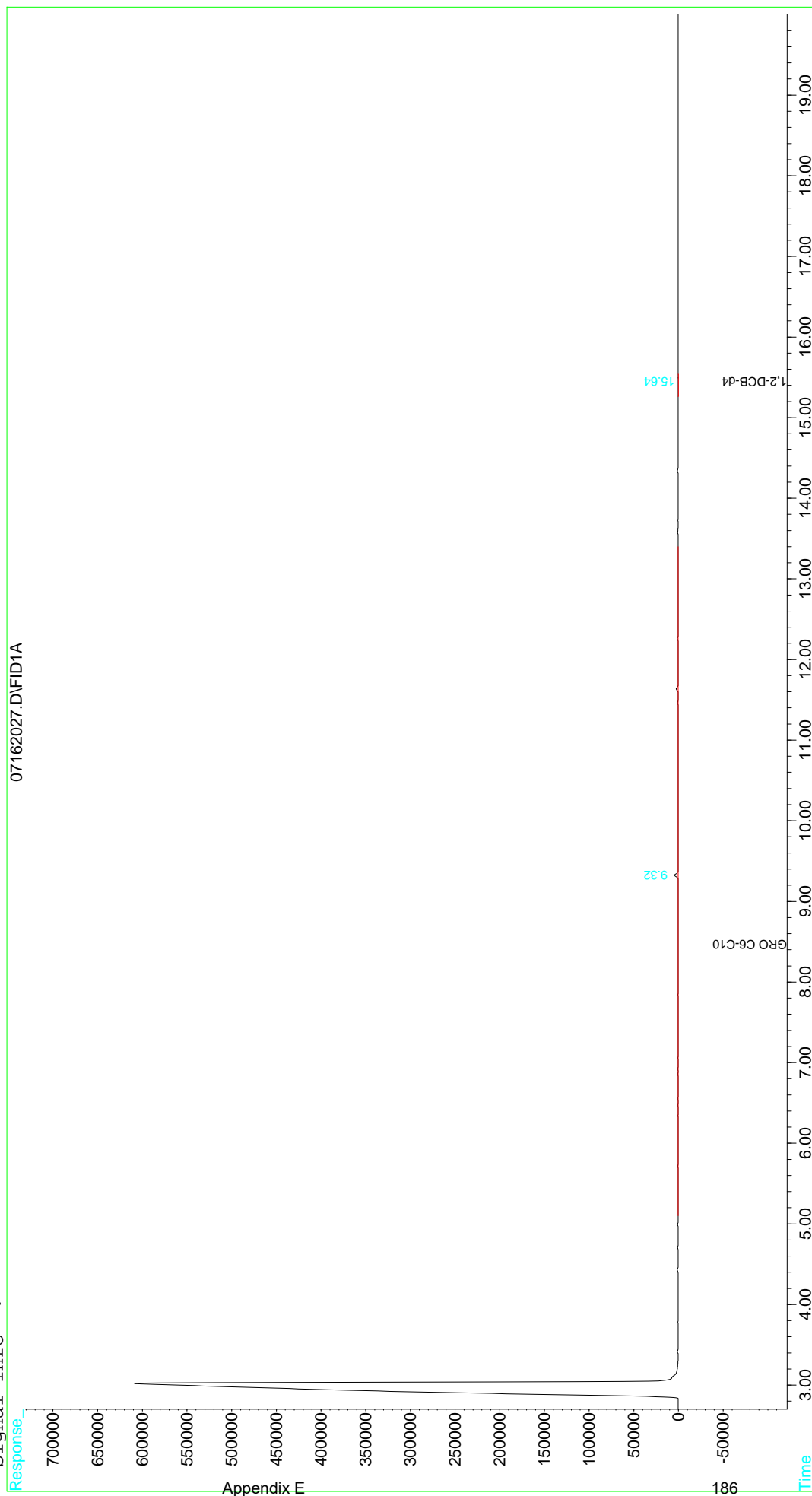
Compound	R.T.	Response	Conc Units
-----			
System Monitoring Compounds			
2) S 1,2-DCB-d4 (Surrogate)	15.64	22650	48.218 ug/KGm
Target Compounds			
1) H GRO C6-C10	8.46	409528	1060.929 ug/KG

Data File : C:\HPCHEM\1\DATA\071620\07162027.D  
Acq On : 17 Jul 2020 4:03 am  
Sample : 2006454-014BMS  
Misc : MS SW\_8015S-GRO  
IntFile : GRO.E  
Quant Time: Aug 12 10:41 2020 Quant Results File: 051420S.RES

Vial: 52  
Operator: S MCQUINN  
Inst : voa8  
Multiplr: 1.00

Quant Method : C:\HPCHEM\1...\051420S.M (Chemstation Integrator)  
Title : GC-PT c6-10 SOIL  
Last Update : Thu Jun 11 15:37:38 2020  
Response via : Multiple Level Calibration  
DataAcq Meth : 120919S.M

Volume Inj. :  
Signal Phase :  
Signal Info :



Data File : C:\HPCHEM\1\DATA\071620\07162028.D Vial: 53  
Acq On : 17 Jul 2020 4:34 am Operator: S MCQUINN  
Sample : 2006454-014BMSD Inst : voa8  
Misc : MSD SW\_8015S-GRO Multiplr: 1.00  
IntFile : GRO.E  
Quant Time: Aug 12 10:42 2020 Quant Results File: 051420S.RES

Quant Method : C:\HPCHEM\1...\051420S.M (Chemstation Integrator)  
Title : GC-PT c6-10 SOIL  
Last Update : Thu Jun 11 15:37:38 2020  
Response via : Initial Calibration  
DataAcq Meth : 120919S.M

Volume Inj. :  
Signal Phase :  
Signal Info :

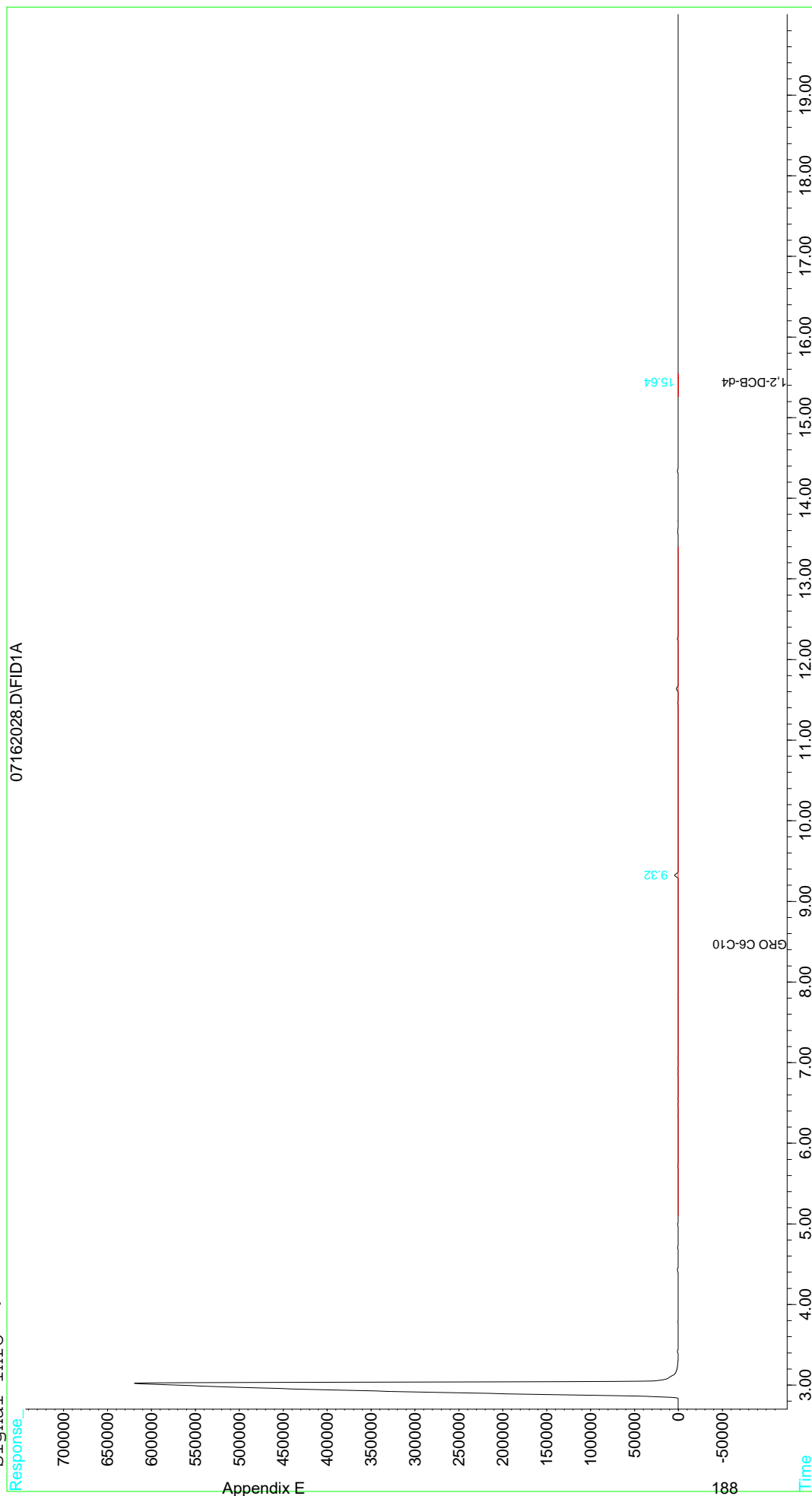
Compound	R.T.	Response	Conc Units
-----			
System Monitoring Compounds			
2) S 1,2-DCB-d4 (Surrogate)	15.64	20750	44.173 ug/KGm
Target Compounds			
1) H GRO C6-C10	8.46	431043	1116.664 ug/KG

Data File : C:\HPCHEM\1\DATA\071620\07162028.D  
Acq On : 17 Jul 2020 4:34 am  
Sample : 2006454-014BMSD  
Misc : MSD SW\_8015S-GRO  
IntFile : GRO.E  
Quant Time: Aug 12 10:42 2020 Quant Results File: 051420S.RES

Vial: 53  
Operator: S MCQUINN  
Inst : voa8  
Multiplr: 1.00

Quant Method : C:\HPCHEM\1...\051420S.M (Chemstation Integrator)  
Title : GC-PT c6-10 SOIL  
Last Update : Thu Jun 11 15:37:38 2020  
Response via : Multiple Level Calibration  
DataAcq Meth : 120919S.M

Volume Inj. :  
Signal Phase :  
Signal Info :





Data File : C:\HPCHEM\1\DATA\071620\07162029.D Vial: 30  
Acq On : 17 Jul 2020 5:04 am Operator: S MCQUINN  
Sample : VOA8 CCVE 071620 Inst : voa8  
Misc : CCVE SW\_8015S-GRO Multiplr: 1.00  
IntFile : GRO.E

Method : C:\HPCHEM\1\METHODS\2019\051420S.M (Chemstation Integrator)  
Title : GC-PT c6-10 SOIL  
Last Update : Thu Jun 11 15:37:38 2020  
Response via : Multiple Level Calibration

Min. RRF : 0.000 Min. Rel. Area : 50% Max. R.T. Dev 0.50min  
Max. RRF Dev : 15% Max. Rel. Area : 150%

	Compound	Amount	Calc.	%Dev	Area%	Dev(min)
1 H	GRO C6-C10	2000.000	1981.656	0.9	99	0.00
2 S	1,2-DCB-d4 (Surrogate)	50.000	48.427	3.1	99	0.00

Data File : C:\HPCHEM\1\DATA\071620\07162029.D Vial: 30  
Acq On : 17 Jul 2020 5:04 am Operator: S MCQUINN  
Sample : VOA8 CCVE 071620 Inst : voa8  
Misc : CCVE SW\_8015S-GRO Multiplr: 1.00  
IntFile : GRO.E

Method : C:\HPCHEM\1\METHODS\2019\051420S.M (Chemstation Integrator)  
Title : GC-PT c6-10 SOIL  
Last Update : Thu Jun 11 15:37:38 2020  
Response via : Multiple Level Calibration

Min. RRF : 0.000 Min. Rel. Area : 50% Max. R.T. Dev 0.50min  
Max. RRF Dev : 15% Max. Rel. Area : 150%

Compound	Amount	Calc.	%Dev	Area%	Dev(min)
----------	--------	-------	------	-------	----------

---

Data File : C:\HPCHEM\1\DATA\071620\07162029.D Vial: 30  
Acq On : 17 Jul 2020 5:04 am Operator: S MCQUINN  
Sample : VOA8 CCVE 071620 Inst : voa8  
Misc : CCVE SW\_8015S-GRO Multiplr: 1.00  
IntFile : GRO.E  
Quant Time: Aug 12 10:42 2020 Quant Results File: 051420S.RES

Quant Method : C:\HPCHEM\1...\051420S.M (Chemstation Integrator)  
Title : GC-PT c6-10 SOIL  
Last Update : Thu Jun 11 15:37:38 2020  
Response via : Initial Calibration  
DataAcq Meth : 120919S.M

Volume Inj. :  
Signal Phase :  
Signal Info :

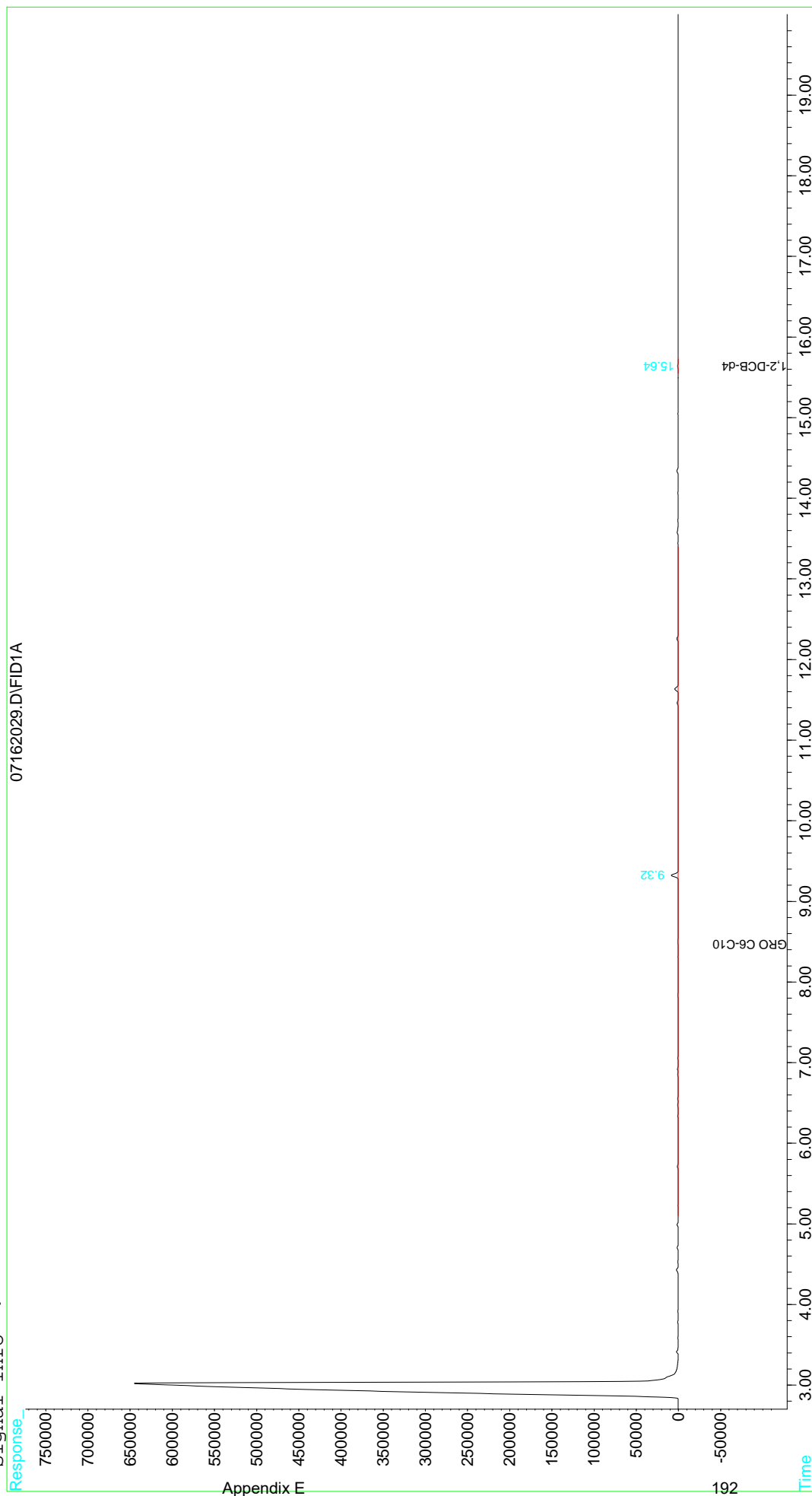
Compound	R.T.	Response	Conc Units
-----			
System Monitoring Compounds			
2) S 1,2-DCB-d4 (Surrogate)	15.64	22748	48.427 ug/KG
Target Compounds			
1) H GRO C6-C10	8.46	764938	1981.656 ug/KG

Data File : C:\HPCHEM\1\DATA\071620\07162029.D  
Acq On : 17 Jul 2020 5:04 am  
Sample : VOA8 CCVE 071620  
Misc : CCVE SW\_8015S-GRO  
IntFile : GRO.E  
Quant Time: Aug 12 10:42 2020 Quant Results File: 051420S.RES

Vial: 30  
Operator: S MCQUINN  
Inst : voa8  
Multiplr: 1.00

Quant Method : C:\HPCHEM\1...\051420S.M (Chemstation Integrator)  
Title : GC-PT c6-10 SOIL  
Last Update : Thu Jun 11 15:37:38 2020  
Response via : Multiple Level Calibration  
DataAcq Meth : 120919S.M

Volume Inj. :  
Signal Phase :  
Signal Info :



## Injection Log

Directory: C:\HPCHEM\1\DATA\071620

Line	Vial	FileName	Multiplier	SampleName	Misc Info	Injected
1	3	07162001.d	1.	cleaning		16 Jul 2020 15:34
2	3	07162002.d	1.	GRO Window 071620		16 Jul 2020 16:04
3	4	07162004.d	1.	cleaning		16 Jul 2020 16:34
4	3	07162005.d	1.	VOA8 CCB 071620	CCB SW_8015S-GRO	16 Jul 2020 17:05
5	31	07162006.d	1.	VOA8 CCV 071620	CCV SW_8015S-GRO	16 Jul 2020 17:34
6	30	07162007.d	1.	VOA8 LCS 071620	LCS SW_8015S-GRO	16 Jul 2020 18:05
7	32	07162008.d	1.	VOA8 RLVS 071620	RLVS SW_8015S-GRO	16 Jul 2020 18:35
8	33	07162009.d	1.	VOA8 MBLK 071620	MBLK SW_8015S-GRO	16 Jul 2020 19:04
9	34	07162010.d	1.	2006262-011B	SAMP SW_8015S-GRO	16 Jul 2020 19:34
10	40	07162011.d	1.	2006260-007C	SAMP SW_8015S-GRO	16 Jul 2020 20:04
11	35	07162012.d	1.	2006260-008C	SAMP SW_8015S-GRO	16 Jul 2020 20:34
12	40	07162013.d	1.	2006454-001B	SAMP SW_8015S-GRO	16 Jul 2020 21:04
13	41	07162014.d	1.	2006454-002B	SAMP SW_8015S-GRO	16 Jul 2020 21:34
14	42	07162015.d	1.	2006454-003B	SAMP SW_8015S-GRO	16 Jul 2020 22:04
15	43	07162016.d	1.	2006454-004B	SAMP SW_8015S-GRO	16 Jul 2020 22:34
16	44	07162017.d	1.	2006454-005B	SAMP SW_8015S-GRO	16 Jul 2020 23:04
17	45	07162018.d	1.	2006454-006B	SAMP SW_8015S-GRO	16 Jul 2020 23:34
18	46	07162019.d	1.	2006454-007B	SAMP SW_8015S-GRO	17 Jul 2020 00:04
19	47	07162020.d	1.	2006454-008B	SAMP SW_8015S-GRO	17 Jul 2020 00:34
20	48	07162021.d	1.	2006454-009B	SAMP SW_8015S-GRO	17 Jul 2020 01:04
21	49	07162022.d	1.	2006454-010B	SAMP SW_8015S-GRO	17 Jul 2020 01:34
22	50	07162023.d	1.	2006454-011B	SAMP SW_8015S-GRO	17 Jul 2020 02:04
23	51	07162024.d	1.	2006454-012B	SAMP SW_8015S-GRO	17 Jul 2020 02:34
24	52	07162025.d	1.	2006454-013B	SAMP SW_8015S-GRO	17 Jul 2020 03:04
25	53	07162026.d	1.	2006454-014B	SAMP SW_8015S-GRO	17 Jul 2020 03:33
26	52	07162027.d	1.	2006454-014BMS	MS SW_8015S-GRO	17 Jul 2020 04:03
27	53	07162028.d	1.	2006454-014BMSD	MSD SW_8015S-GRO	17 Jul 2020 04:34
28	30	07162029.d	1.	VOA8 CCVE 071620	CCVE SW_8015S-GRO	17 Jul 2020 05:04
29	40	07162030.d	1.	RINSE	DO NOT USE	17 Jul 2020 05:33
30	3	07162031.d	1.	VOA8 CCB 071720	CCB SW_8015S-GRO	17 Jul 2020 06:03
31	30	07162032.d	1.	VOA8 CCV 071720	CCV SW_8015S-GRO	17 Jul 2020 06:33
32	30	07162033.d	1.	VOA8 LCS 071720	LCS SW_8015S-GRO	17 Jul 2020 07:03
33	32	07162034.d	1.	VOA8 RLVS 071720	RLVS SW_8015S-GRO	17 Jul 2020 07:33
34	33	07162035.d	1.	VOA8 MBLK 071720	MBLK SW_8015S-GRO	17 Jul 2020 08:03
35	34	07162036.d	1.	2006454-015B	SAMP SW_8015S-GRO	17 Jul 2020 08:33
36	35	07162037.d	1.	2006454-016B	SAMP SW_8015S-GRO	17 Jul 2020 09:03
37	36	07162038.d	1.	2006454-017B	SAMP SW_8015S-GRO	17 Jul 2020 09:33
38	37	07162039.d	1.	2006454-018B	SAMP SW_8015S-GRO	17 Jul 2020 10:02
39	38	07162040.d	1.	2006454-019B	SAMP SW_8015S-GRO	17 Jul 2020 10:32
40	39	07162041.d	1.	2006454-020B	SAMP SW_8015S-GRO	17 Jul 2020 11:02
41	40	07162042.d	1.	2006454-021B	SAMP SW_8015S-GRO	17 Jul 2020 11:32
42	41	07162043.d	1.	2006454-022B	SAMP SW_8015S-GRO	17 Jul 2020 12:02
43	42	07162044.d	1.	2006454-023B	SAMP SW_8015S-GRO	17 Jul 2020 12:32
44	43	07162045.d	1.	2006454-024B	SAMP SW_8015S-GRO	17 Jul 2020 13:02
45	44	07162046.d	1.	2006454-025B	SAMP SW_8015S-GRO	17 Jul 2020 13:33
46	45	07162047.d	1.	2006454-026B	SAMP SW_8015S-GRO	17 Jul 2020 14:03
47	46	07162048.d	1.	2006454-027B	SAMP SW_8015S-GRO	17 Jul 2020 14:33
48	47	07162049.d	1.	2006479-001B	SAMP SW_8015S-GRO	17 Jul 2020 15:03
49	48	07162050.d	1.	2006479-002B	SAMP SW_8015S-GRO	17 Jul 2020 15:33
50	49	07162051.d	1.	2006479-003B	SAMP SW_8015S-GRO	17 Jul 2020 16:03
51	50	07162052.d	1.	2006479-004B	SAMP SW_8015S-GRO	17 Jul 2020 16:33
52	52	07162053.d	1.	2006479-004BMS	MS SW_8015S-GRO	17 Jul 2020 17:03
53	53	07162054.d	1.	2006479-004BMSD	MSD SW_8015S-GRO	17 Jul 2020 17:33
54	30	07162055.d	1.	VOA8 CCVE 071720	CCVE SW_8015S-GRO	17 Jul 2020 18:04
55	41	07162056.d	1.	RINSE	DO NOT USE	17 Jul 2020 18:34

**Injection Log**

Line	Vial	FileName	Multiplier	SampleName	Misc Info	Injected
56	42	07162057.d	1.	RINSE	DO NOT USE	17 Jul 2020 19:04
57	43	07162058.d	1.	RINSE	DO NOT USE	17 Jul 2020 19:34
58	44	07162059.d	1.	RINSE	DO NOT USE	17 Jul 2020 20:03

# MeOH Soils

Date	Analyst	Sampe ID	Tare Wgt (g)	Total Wgt (g)	Sample Wgt (g)	MeOH Added (mL)	% Moisture	Correction Factor	Dilution Factor	Final Dilution Factor
07/16/2020	SKM	2006454-001	37.28	47.35	10.07	0.1	2.342342	0.02342342	50.0	51.2
07/16/2020	SKM	2006454-002	37.47	47.42	9.95	0.0	5.219012	0.05219012	50.3	52.9
07/16/2020	SKM	2006454-003	37.73	47.33	9.6	-0.4	4.185218	0.04185218	52.1	54.3
07/16/2020	SKM	2006454-004	37.78	47.29	9.51	-0.5	3.262787	0.03262787	52.6	54.3
07/16/2020	SKM	2006454-005	37.61	47.55	9.94	-0.1	3.574397	0.03574397	50.3	52.1
07/16/2020	SKM	2006454-006	37.73	47.38	9.65	-0.3	2.044154	0.02044154	51.8	52.9
07/16/2020	SKM	2006454-007	37.52	47.99	10.47	0.5	6.244344	0.06244344	50.0	53.1
07/16/2020	SKM	2006454-008	37.54	47.26	9.72	-0.3	2.056555	0.02056555	51.4	52.5
07/16/2020	SKM	2006454-009	37.57	47.67	10.1	0.1	2.750665	0.02750665	50.0	51.4
07/16/2020	SKM	2006454-010	37.43	47.65	10.22	0.2	3.085299	0.03085299	50.0	51.5
07/16/2020	SKM	2006454-011	37.53	47.69	10.16	0.2	3.187614	0.03187614	50.0	51.6
07/16/2020	SKM	2006454-012	37.65	47.27	9.62	-0.4	7.510917	0.07510917	52.0	55.9
07/16/2020	SKM	2006454-013	37.65	47.37	9.72	-0.3	5.8927	0.058927	51.4	54.5
07/16/2020	SKM	2006454-014	37.64	47.29	9.65	-0.4	11.74979	0.11749789	51.8	57.9
07/16/2020	SKM	2006454-015	37.89	47.73	9.84	-0.2	7.939189	0.07939189	50.8	54.8
07/16/2020	SKM	2006454-016	37.72	47.91	10.19	0.2	3.608661	0.03608661	50.0	51.8
07/16/2020	SKM	2006454-017	37.6	47.64	10.04	0.0	6.095406	0.06095406	50.0	53.0
07/16/2020	SKM	2006454-018	37.2	47.47	10.27	0.3	2.481618	0.02481618	50.0	51.2
07/16/2020	SKM	2006454-019	37.21	47.53	10.32	0.3	8.07993	0.0807993	50.0	54.0
07/16/2020	SKM	2006454-020	37.63	47.82	10.19	0.2	7.760928	0.07760928	50.0	53.9
07/16/2020	SKM	2006454-021	37.62	47.86	10.24	0.2	6.210191	0.06210191	50.0	53.1
07/16/2020	SKM	2006454-022	37.55	47.55	10	0.0	13.0809	0.13080895	50.0	56.5
07/16/2020	SKM	2006454-023	37.75	47.98	10.23	0.2	6.914434	0.06914434	50.0	53.5
07/16/2020	SKM	2006454-024	37.18	47.72	10.54	0.5	5.656934	0.05656934	50.0	52.8
07/16/2020	SKM	2006454-025	37.95	47.66	9.71	-0.3	5.69777	0.0569777	51.5	54.4
07/16/2020	SKM	2006454-026	37.12	47.23	10.11	0.1	6.193229	0.06193229	50.0	53.1
07/16/2020	SKM	2006454-027	37.73	47.91	10.18	0.2	5.514403	0.05514403	50.0	52.8
07/16/2020	SKM	2006479-001	37.76	47.69	9.93	-0.1	8.213716	0.08213716	50.4	54.5
07/16/2020	SKM	2006479-002	37.17	47.98	10.81	0.8	9.225092	0.09225092	50.0	54.6
07/16/2020	SKM	2006479-003	37.39	47.65	10.26	0.3	10.33884	0.10338836	50.0	55.2
07/16/2020	SKM	2006479-004	37.58	47.35	9.77	-0.2	12.1254	0.121254	51.2	57.4

Data File : C:\HPCHEM\1\DATA\071620\07162031.D Vial: 3  
Acq On : 17 Jul 2020 6:03 am Operator: S MCQUINN  
Sample : VOA8 CCB 071720 Inst : voa8  
Misc : CCB SW\_8015S-GRO Multiplr: 1.00  
IntFile : GRO.E  
Quant Time: Aug 12 10:58 2020 Quant Results File: 051420S.RES

Quant Method : C:\HPCHEM\1...\051420S.M (Chemstation Integrator)  
Title : GC-PT c6-10 SOIL  
Last Update : Thu Jun 11 15:37:38 2020  
Response via : Initial Calibration  
DataAcq Meth : 120919S.M

Volume Inj. :  
Signal Phase :  
Signal Info :

Compound	R.T.	Response	Conc Units
-----			
System Monitoring Compounds			
2) S 1,2-DCB-d4 (Surrogate)	15.64	22053	46.947 ug/KG
Target Compounds			
1) H GRO C6-C10	8.46	560	<MDL ug/KG



Data File : C:\HPCHEM\1\DATA\071620\07162031.D  
Acq On : 17 Jul 2020 6:03 am  
Sample : VOA8 CCB 071720  
Misc : CCB SW\_8015S-GRO  
IntFile : GRO.E  
Quant Time: Aug 12 10:58 2020 Quant Results File: 051420S.RES

Vial: 3  
Operator: S MCQUINN  
Inst : voa8  
Multiplr: 1.00

Quant Method : C:\HPCHEM\1...\051420S.M (Chemstation Integrator)  
Title : GC-PT c6-10 SOIL  
Last Update : Thu Jun 11 15:37:38 2020  
Response via : Multiple Level Calibration  
DataAcq Meth : 120919S.M

Volume Inj. :  
Signal Phase :  
Signal Info :



Appendix E

197

Data File : C:\HPCHEM\1\DATA\071620\07162032.D Vial: 30  
Acq On : 17 Jul 2020 6:33 am Operator: S MCQUINN  
Sample : VOA8 CCV 071720 Inst : voa8  
Misc : CCV SW\_8015S-GRO Multiplr: 1.00  
IntFile : GRO.E

Method : C:\HPCHEM\1\METHODS\2019\051420S.M (Chemstation Integrator)  
Title : GC-PT c6-10 SOIL  
Last Update : Thu Jun 11 15:37:38 2020  
Response via : Multiple Level Calibration

Min. RRF : 0.000 Min. Rel. Area : 50% Max. R.T. Dev 0.50min  
Max. RRF Dev : 15% Max. Rel. Area : 150%

	Compound	Amount	Calc.	%Dev	Area%	Dev(min)
1 H	GRO C6-C10	2000.000	2018.207	-0.9	101	0.00
2 S	1,2-DCB-d4 (Surrogate)	50.000	47.811	4.4	98	0.00

Data File : C:\HPCHEM\1\DATA\071620\07162032.D Vial: 30  
Acq On : 17 Jul 2020 6:33 am Operator: S MCQUINN  
Sample : VOA8 CCV 071720 Inst : voa8  
Misc : CCV SW\_8015S-GRO Multiplr: 1.00  
IntFile : GRO.E

Method : C:\HPCHEM\1\METHODS\2019\051420S.M (Chemstation Integrator)  
Title : GC-PT c6-10 SOIL  
Last Update : Thu Jun 11 15:37:38 2020  
Response via : Multiple Level Calibration

Min. RRF : 0.000 Min. Rel. Area : 50% Max. R.T. Dev 0.50min  
Max. RRF Dev : 15% Max. Rel. Area : 150%

Compound	Amount	Calc.	%Dev	Area%	Dev(min)
----------	--------	-------	------	-------	----------

---

Data File : C:\HPCHEM\1\DATA\071620\07162032.D Vial: 30  
Acq On : 17 Jul 2020 6:33 am Operator: S MCQUINN  
Sample : VOA8 CCV 071720 Inst : voa8  
Misc : CCV SW\_8015S-GRO Multiplr: 1.00  
IntFile : GRO.E  
Quant Time: Aug 12 10:58 2020 Quant Results File: 051420S.RES

Quant Method : C:\HPCHEM\1...\051420S.M (Chemstation Integrator)  
Title : GC-PT c6-10 SOIL  
Last Update : Thu Jun 11 15:37:38 2020  
Response via : Initial Calibration  
DataAcq Meth : 120919S.M

Volume Inj. :  
Signal Phase :  
Signal Info :

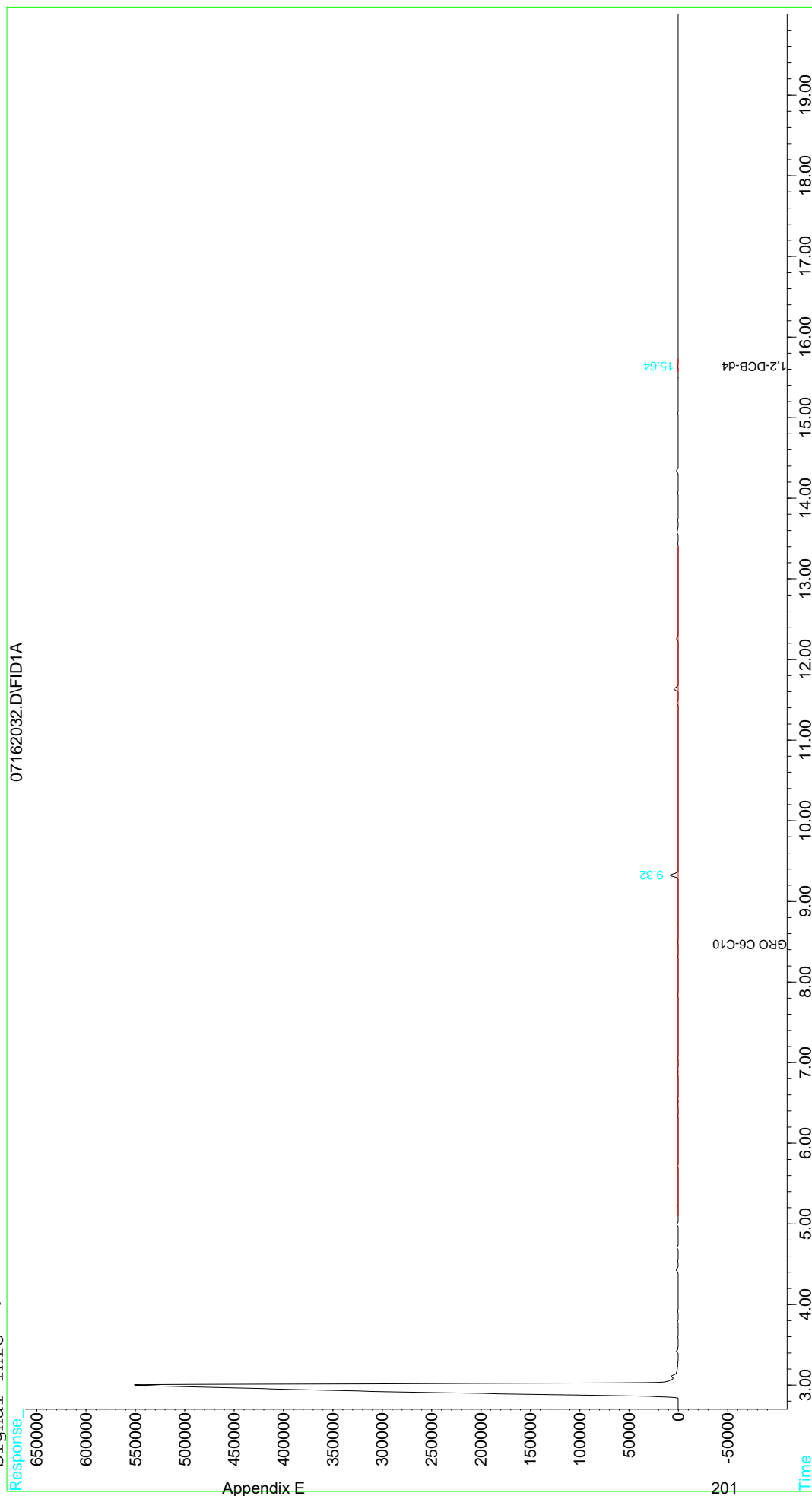
Compound	R.T.	Response	Conc Units
-----			
System Monitoring Compounds			
2) S 1,2-DCB-d4 (Surrogate)	15.64	22459	47.811 ug/KG
Target Compounds			
1) H GRO C6-C10	8.46	779047	2018.207 ug/KG

Data File : C:\HPCHEM\1\DATA\071620\07162032.D  
Acq On : 17 Jul 2020 6:33 am  
Sample : VOA8 CCV 071720  
Misc : CCV SW\_8015S-GRO  
IntFile : GRO.E  
Quant Time: Aug 12 10:58 2020 Quant Results File: 051420S.RES

Vial: 30  
Operator: S MCQUINN  
Inst : voa8  
Multiplr: 1.00

Quant Method : C:\HPCHEM\1...\051420S.M (Chemstation Integrator)  
Title : GC-PT c6-10 SOIL  
Last Update : Thu Jun 11 15:37:38 2020  
Response via : Multiple Level Calibration  
DataAcq Meth : 120919S.M

Volume Inj. :  
Signal Phase :  
Signal Info :



Appendix E

Data File : C:\HPCHEM\1\DATA\071620\07162033.D Vial: 30  
Acq On : 17 Jul 2020 7:03 am Operator: S MCQUINN  
Sample : VOA8 LCS 071720 Inst : voa8  
Misc : LCS SW\_8015S-GRO Multiplr: 1.00  
IntFile : GRO.E  
Quant Time: Aug 12 10:58 2020 Quant Results File: 051420S.RES

Quant Method : C:\HPCHEM\1...\051420S.M (Chemstation Integrator)  
Title : GC-PT c6-10 SOIL  
Last Update : Thu Jun 11 15:37:38 2020  
Response via : Initial Calibration  
DataAcq Meth : 120919S.M

Volume Inj. :  
Signal Phase :  
Signal Info :

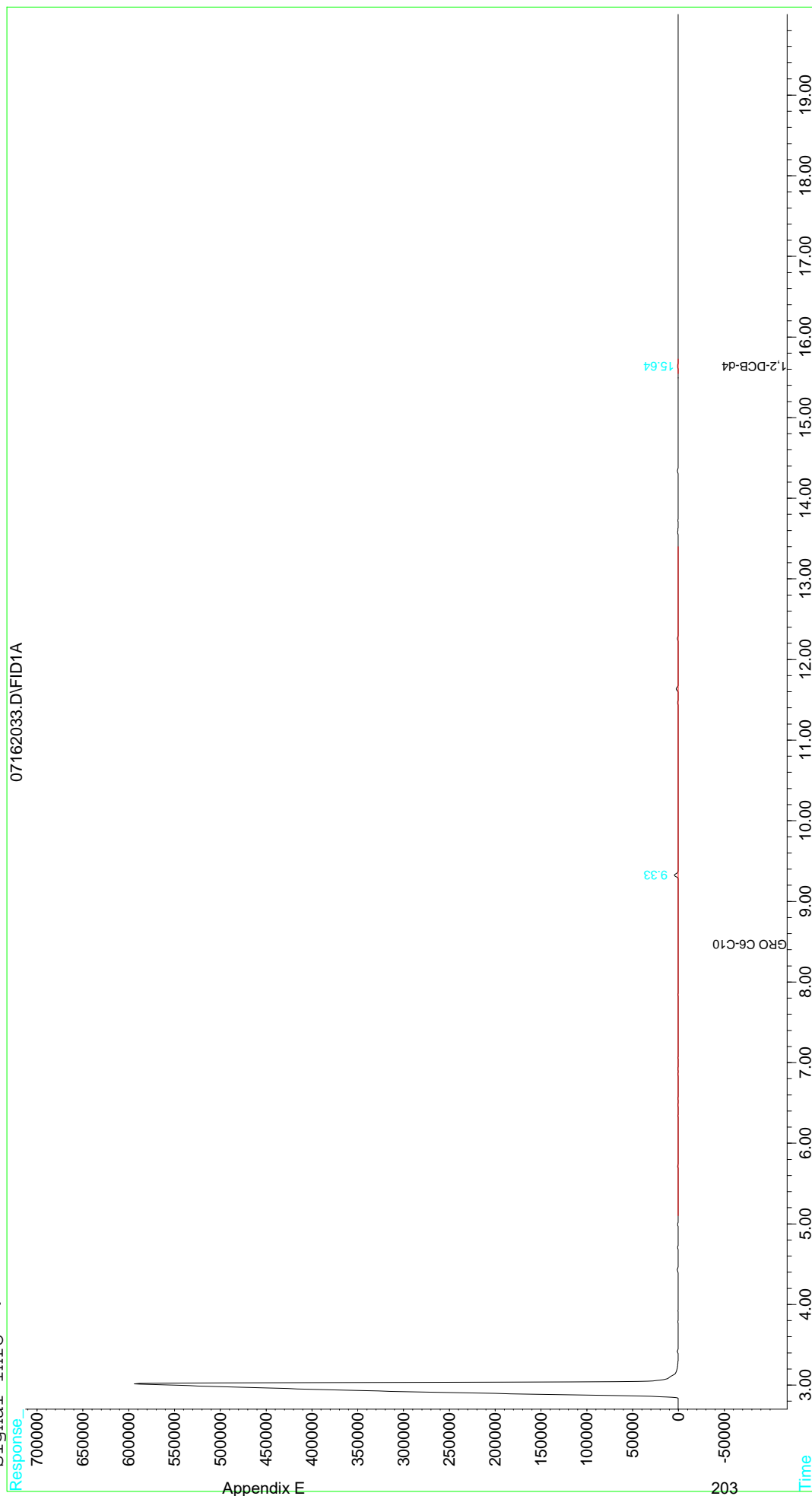
Compound	R.T.	Response	Conc Units
-----			
System Monitoring Compounds			
2) S 1,2-DCB-d4 (Surrogate)	15.64	21923	46.670 ug/KG
Target Compounds			
1) H GRO C6-C10	8.46	451968	1170.873 ug/KG

Data File : C:\HPCHEM\1\DATA\071620\07162033.D  
Acq On : 17 Jul 2020 7:03 am  
Sample : VOA8 LCS 071720  
Misc : LCS SW\_8015S-GRO  
IntFile : GRO.E  
Quant Time: Aug 12 10:58 2020 Quant Results File: 051420S.RES

Vial: 30  
Operator: S MCQUINN  
Inst : voa8  
Multiplr: 1.00

Quant Method : C:\HPCHEM\1...\051420S.M (Chemstation Integrator)  
Title : GC-PT c6-10 SOIL  
Last Update : Thu Jun 11 15:37:38 2020  
Response via : Multiple Level Calibration  
DataAcq Meth : 120919S.M

Volume Inj. :  
Signal Phase :  
Signal Info :



Data File : C:\HPCHEM\1\DATA\071620\07162034.D Vial: 32  
Acq On : 17 Jul 2020 7:33 am Operator: S MCQUINN  
Sample : VOA8 RLVS 071720 Inst : voa8  
Misc : RLVS SW\_8015S-GRO Multiplr: 1.00  
IntFile : GRO.E  
Quant Time: Aug 12 10:58 2020 Quant Results File: 051420S.RES

Quant Method : C:\HPCHEM\1...\051420S.M (Chemstation Integrator)  
Title : GC-PT c6-10 SOIL  
Last Update : Thu Jun 11 15:37:38 2020  
Response via : Initial Calibration  
DataAcq Meth : 120919S.M

Volume Inj. :  
Signal Phase :  
Signal Info :

Compound	R.T.	Response	Conc Units
-----			
System Monitoring Compounds			
2) S 1,2-DCB-d4 (Surrogate)	15.64	21524	45.821 ug/KG
Target Compounds			
1) H GRO C6-C10	8.46	35278	91.391 ug/KG

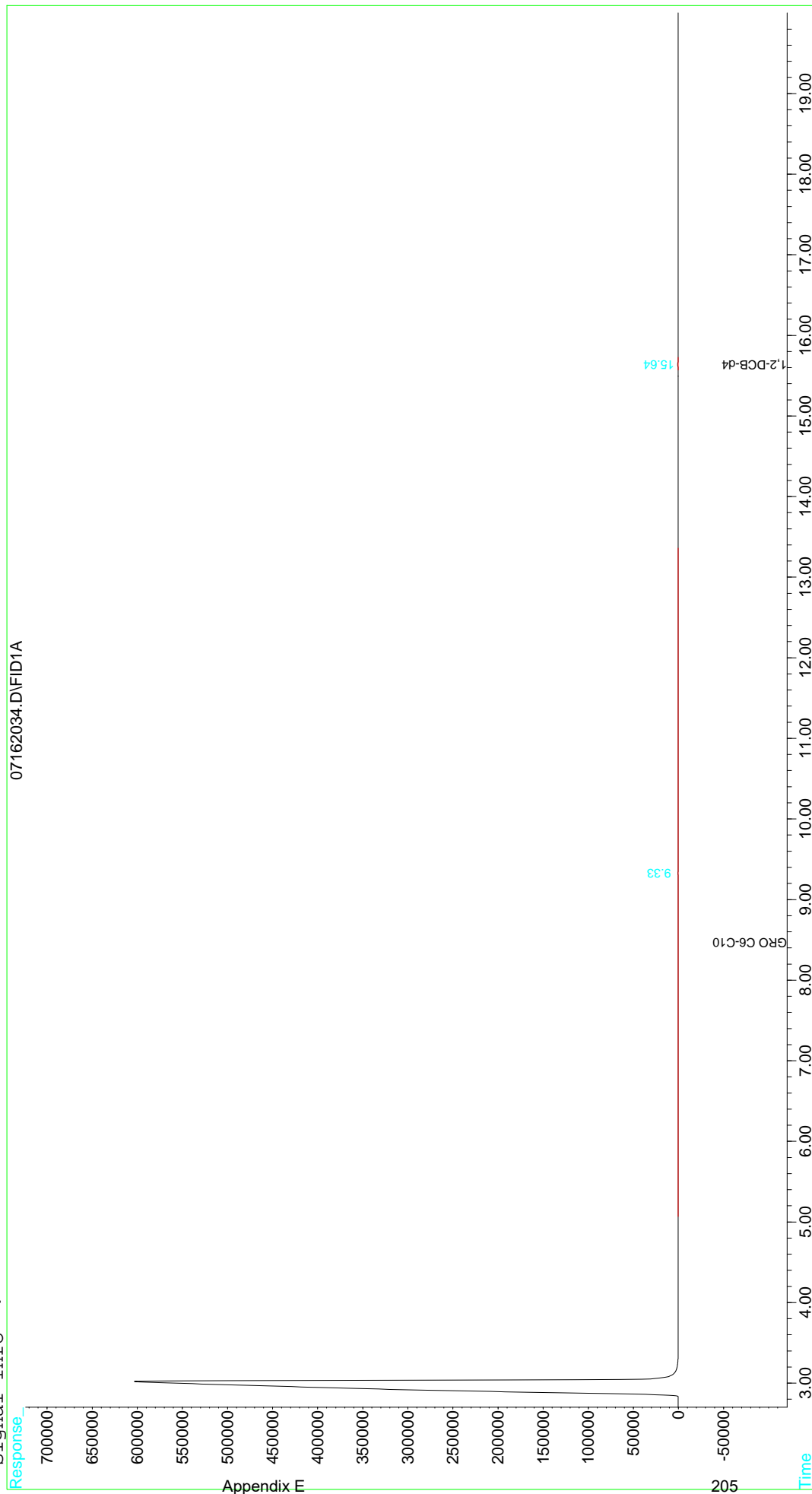


Data File : C:\HPCHEM\1\DATA\071620\07162034.D  
Acq On : 17 Jul 2020 7:33 am  
Sample : VOA8 RLVS 071720  
Misc : RLVS SW\_8015S-GRO  
IntFile : GRO.E  
Quant Time: Aug 12 10:58 2020 Quant Results File: 051420S.RES

Vial: 32  
Operator: S MCQUINN  
Inst : voa8  
Multiplr: 1.00

Quant Method : C:\HPCHEM\1...\051420S.M (Chemstation Integrator)  
Title : GC-PT c6-10 SOIL  
Last Update : Thu Jun 11 15:37:38 2020  
Response via : Multiple Level Calibration  
DataAcq Meth : 120919S.M

Volume Inj. :  
Signal Phase :  
Signal Info :



Appendix E

205

Data File : C:\HPCHEM\1\DATA\071620\07162035.D Vial: 33  
Acq On : 17 Jul 2020 8:03 am Operator: S MCQUINN  
Sample : VOA8 MBLK 071720 Inst : voa8  
Misc : MBLK SW\_8015S-GRO Multiplr: 1.00  
IntFile : GRO.E  
Quant Time: Aug 12 10:59 2020 Quant Results File: 051420S.RES

Quant Method : C:\HPCHEM\1...\051420S.M (Chemstation Integrator)  
Title : GC-PT c6-10 SOIL  
Last Update : Thu Jun 11 15:37:38 2020  
Response via : Initial Calibration  
DataAcq Meth : 120919S.M

Volume Inj. :  
Signal Phase :  
Signal Info :

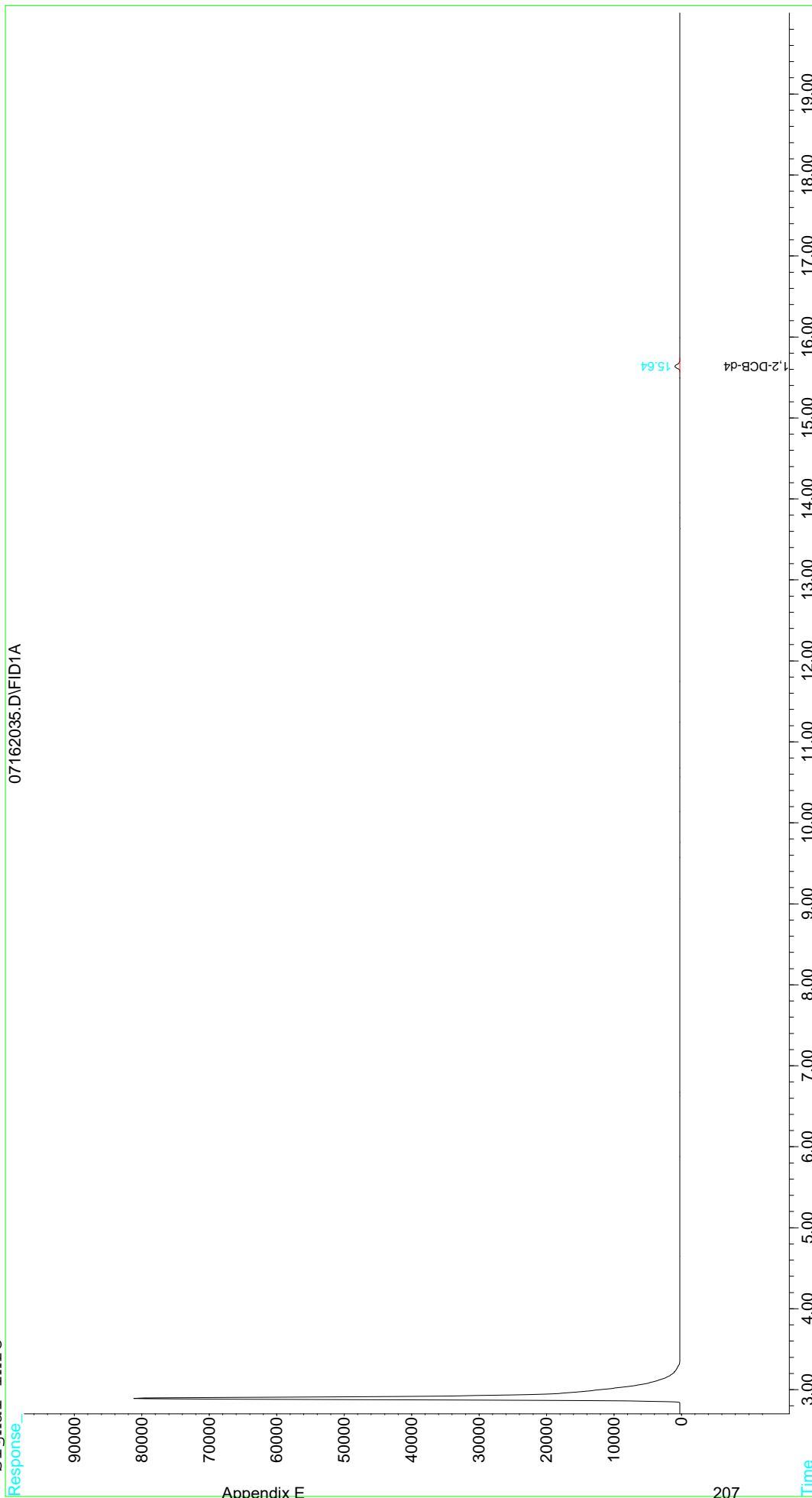
Compound	R.T.	Response	Conc Units
-----			
System Monitoring Compounds			
2) S 1,2-DCB-d4 (Surrogate)	15.64	23365	49.740 ug/KG
Target Compounds			
1) H GRO C6-C10	8.46	611	<MDL ug/KG

Data File : C:\HPCHEM\1\DATA\071620\07162035.D  
 Acq On : 17 Jul 2020 8:03 am  
 Sample : VOA8 MBLK 071720  
 Misc : MBLK SW\_8015S-GRO  
 IntFile : GRO.E  
 Quant Time: Aug 12 10:59 2020 Quant Results File: 051420S.RES

Vial: 33  
 Operator: S MCQUINN  
 Inst : voa8  
 Multiplr: 1.00

Quant Method : C:\HPCHEM\1...\051420S.M (Chemstation Integrator)  
 Title : GC-PT c6-10 SOIL  
 Last Update : Thu Jun 11 15:37:38 2020  
 Response via : Multiple Level Calibration  
 DataAcq Meth : 120919S.M

Volume Inj. :  
 Signal Phase :  
 Signal Info :



Data File : C:\HPCHEM\1\DATA\071620\07162036.D Vial: 34  
 Acq On : 17 Jul 2020 8:33 am Operator: S MCQUINN  
 Sample : 2006454-015B Inst : voa8  
 Misc : SAMP SW\_8015S-GRO Multiplr: 1.00  
 IntFile : GRO.E  
 Quant Time: Aug 12 10:59 2020 Quant Results File: 051420S.RES

Quant Method : C:\HPCHEM\1...\051420S.M (Chemstation Integrator)  
 Title : GC-PT c6-10 SOIL  
 Last Update : Thu Jun 11 15:37:38 2020  
 Response via : Initial Calibration  
 DataAcq Meth : 120919S.M

Volume Inj. :  
 Signal Phase :  
 Signal Info :

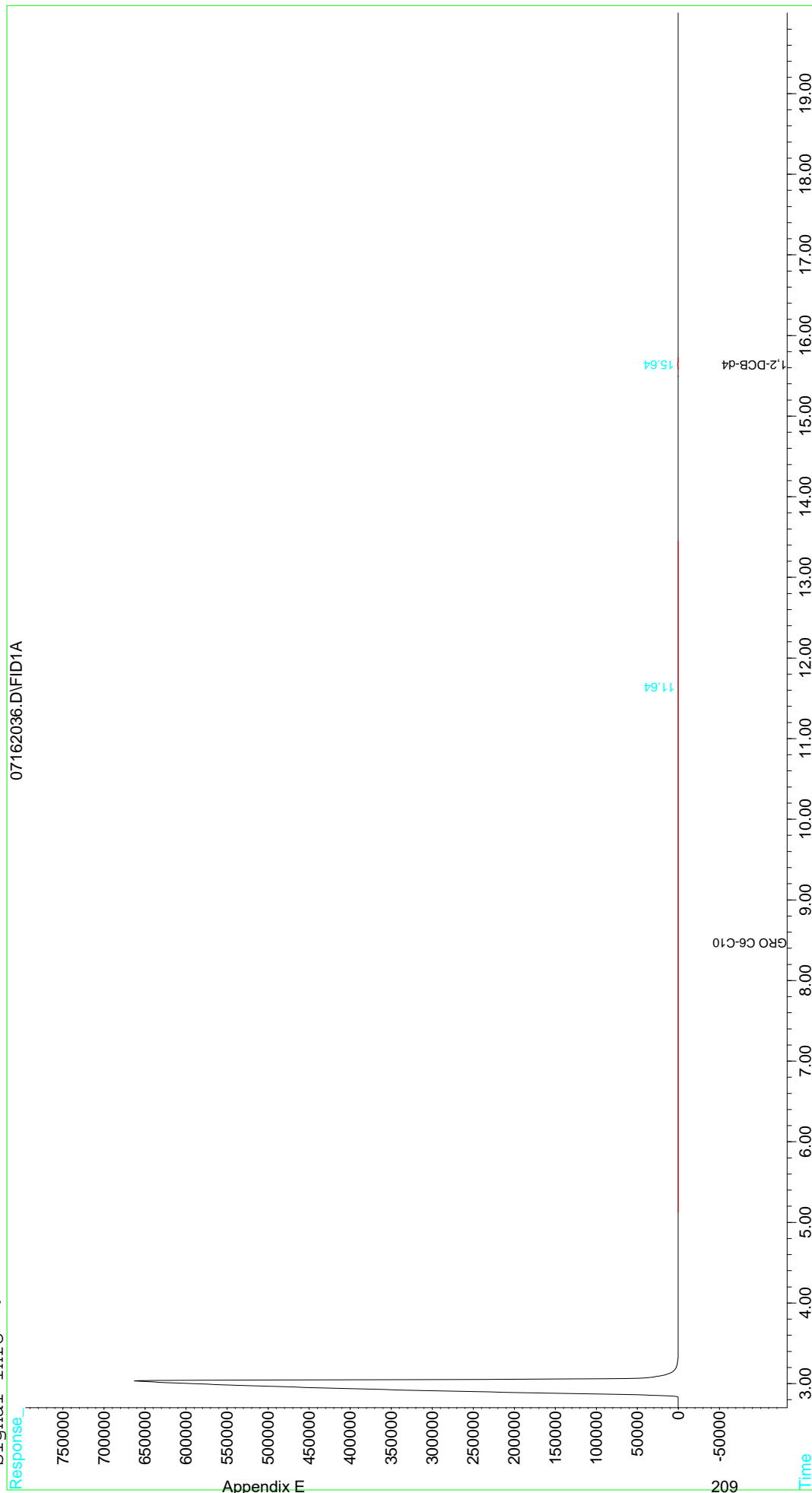
Compound	R.T.	Response	Conc Units
-----			
System Monitoring Compounds			
2) S 1,2-DCB-d4 (Surrogate)	15.64	20991	44.687 ug/KG
Target Compounds			
1) H GRO C6-C10	8.46	1168	3.026 ug/KG

Data File : C:\HPCHEM\1\DATA\071620\07162036.D  
 Acq On : 17 Jul 2020 8:33 am  
 Sample : 2006454-015B  
 Misc : SAMP SW\_8015S-GRO  
 IntFile : GRO.E  
 Quant Time: Aug 12 10:59 2020 Quant Results File: 051420S.RES

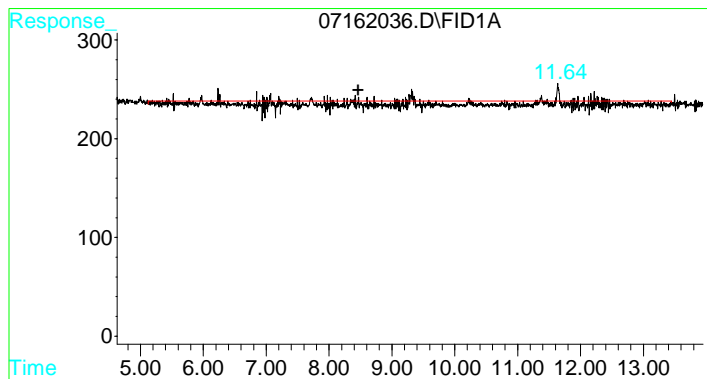
Vial: 34  
 Operator: S MCQUINN  
 Inst : voa8  
 Multiplr: 1.00

Quant Method : C:\HPCHEM\1...\051420S.M (Chemstation Integrator)  
 Title : GC-PT c6-10 SOIL  
 Last Update : Thu Jun 11 15:37:38 2020  
 Response via : Multiple Level Calibration  
 DataAcq Meth : 120919S.M

Volume Inj. :  
 Signal Phase :  
 Signal Info :



Appendix E



#1 GRO C6-C10

R.T.: 8.460 min  
Delta R.T.: 0.000 min  
Response: 1168  
Conc: 3.03 ug/KG m

Data File : C:\HPCHEM\1\DATA\071620\07162037.D Vial: 35  
Acq On : 17 Jul 2020 9:03 am Operator: S MCQUINN  
Sample : 2006454-016B Inst : voa8  
Misc : SAMP SW\_8015S-GRO Multiplr: 1.00  
IntFile : GRO.E  
Quant Time: Aug 12 10:59 2020 Quant Results File: 051420S.RES

Quant Method : C:\HPCHEM\1...\051420S.M (Chemstation Integrator)  
Title : GC-PT c6-10 SOIL  
Last Update : Thu Jun 11 15:37:38 2020  
Response via : Initial Calibration  
DataAcq Meth : 120919S.M

Volume Inj. :  
Signal Phase :  
Signal Info :


Compound	R.T.	Response	Conc Units
-----			
System Monitoring Compounds			
2) S 1,2-DCB-d4 (Surrogate)	15.64	20804	44.287 ug/KG
Target Compounds			
1) H GRO C6-C10	8.46	494	<MDL ug/KG

Data File : C:\HPCHEM\1\DATA\071620\07162037.D  
Acq On : 17 Jul 2020 9:03 am  
Sample : 2006454-016B  
Misc : SAMP SW\_8015S-GRO  
IntFile : GRO.E  
Quant Time: Aug 12 10:59 2020 Quant Results File: 051420S.RES

Vial: 35  
Operator: S MCQUINN  
Inst : voa8  
Multiplr: 1.00

Quant Method : C:\HPCHEM\1...\051420S.M (Chemstation Integrator)  
Title : GC-PT c6-10 SOIL  
Last Update : Thu Jun 11 15:37:38 2020  
Response via : Multiple Level Calibration  
DataAcq Meth : 120919S.M

Volume Inj. :  
Signal Phase :  
Signal Info :





Data File : C:\HPCHEM\1\DATA\071620\07162038.D Vial: 36  
Acq On : 17 Jul 2020 9:33 am Operator: S MCQUINN  
Sample : 2006454-017B Inst : voa8  
Misc : SAMP SW\_8015S-GRO Multiplr: 1.00  
IntFile : GRO.E  
Quant Time: Aug 12 10:59 2020 Quant Results File: 051420S.RES

Quant Method : C:\HPCHEM\1...\051420S.M (Chemstation Integrator)  
Title : GC-PT c6-10 SOIL  
Last Update : Thu Jun 11 15:37:38 2020  
Response via : Initial Calibration  
DataAcq Meth : 120919S.M

Volume Inj. :  
Signal Phase :  
Signal Info :

Compound	R.T.	Response	Conc Units
-----			
System Monitoring Compounds			
2) S 1,2-DCB-d4 (Surrogate)	15.64	20939	44.575 ug/KG
Target Compounds			
1) H GRO C6-C10	8.46	888	<MDL ug/KG

Data File : C:\HPCHEM\1\DATA\071620\07162038.D  
Acq On : 17 Jul 2020 9:33 am  
Sample : 2006454-017B  
Misc : SAMP SW\_8015S-GRO  
IntFile : GRO.E  
Quant Time: Aug 12 10:59 2020 Quant Results File: 051420S.RES

Vial: 36  
Operator: S MCQUINN  
Inst : voa8  
Multiplr: 1.00

Quant Method : C:\HPCHEM\1...\051420S.M (Chemstation Integrator)  
Title : GC-PT c6-10 SOIL  
Last Update : Thu Jun 11 15:37:38 2020  
Response via : Multiple Level Calibration  
DataAcq Meth : 120919S.M

Volume Inj. :  
Signal Phase :  
Signal Info :



Data File : C:\HPCHEM\1\DATA\071620\07162039.D Vial: 37  
Acq On : 17 Jul 2020 10:02 am Operator: S MCQUINN  
Sample : 2006454-018B Inst : voa8  
Misc : SAMP SW\_8015S-GRO Multiplr: 1.00  
IntFile : GRO.E  
Quant Time: Aug 12 11:00 2020 Quant Results File: 051420S.RES

Quant Method : C:\HPCHEM\1...\051420S.M (Chemstation Integrator)  
Title : GC-PT c6-10 SOIL  
Last Update : Thu Jun 11 15:37:38 2020  
Response via : Initial Calibration  
DataAcq Meth : 120919S.M

Volume Inj. :  
Signal Phase :  
Signal Info :

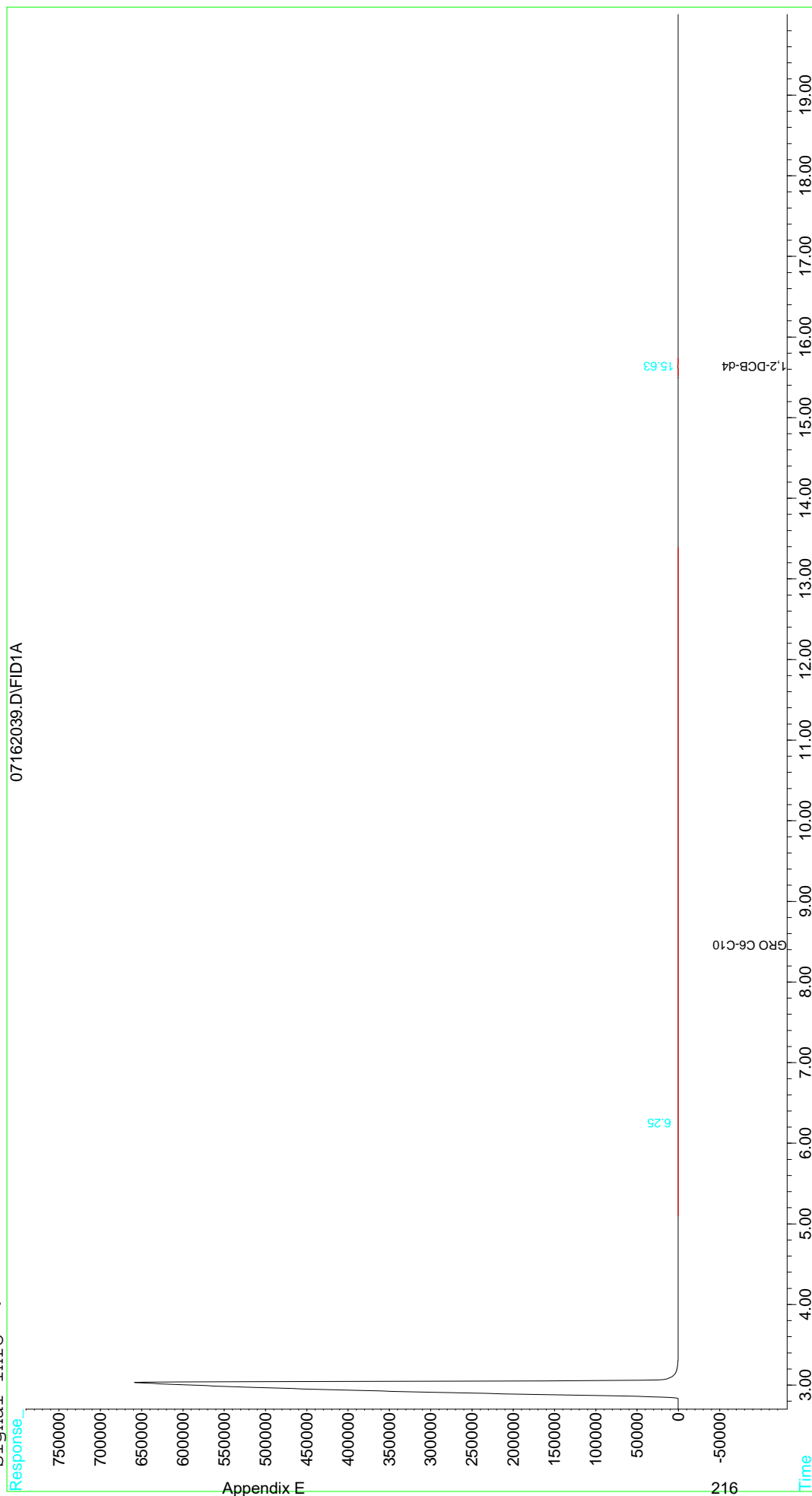
Compound	R.T.	Response	Conc Units
-----			
System Monitoring Compounds			
2) S 1,2-DCB-d4 (Surrogate)	15.64	21361	45.475 ug/KG
Target Compounds			
1) H GRO C6-C10	8.46	1118	2.896 ug/KG

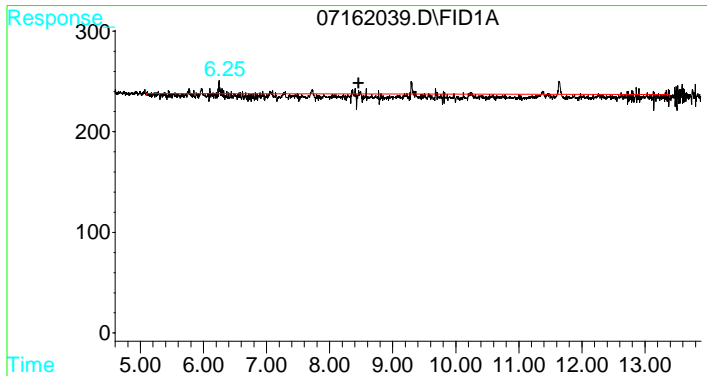
Data File : C:\HPCHEM\1\DATA\071620\07162039.D  
Acq On : 17 Jul 2020 10:02 am  
Sample : 2006454-018B  
Misc : SAMP SW\_8015S-GRO  
IntFile : GRO.E  
Quant Time: Aug 12 11:00 2020 Quant Results File: 051420S.RES

Vial: 37  
Operator: S MCQUINN  
Inst : voa8  
Multiplr: 1.00

Quant Method : C:\HPCHEM\1...\051420S.M (Chemstation Integrator)  
Title : GC-PT c6-10 SOIL  
Last Update : Thu Jun 11 15:37:38 2020  
Response via : Multiple Level Calibration  
DataAcq Meth : 120919S.M

Volume Inj. :  
Signal Phase :  
Signal Info :





#1 GRO C6-C10

R.T.: 8.460 min  
Delta R.T.: 0.000 min  
Response: 1118  
Conc: 2.90 ug/KG m

Data File : C:\HPCHEM\1\DATA\071620\07162040.D Vial: 38  
Acq On : 17 Jul 2020 10:32 am Operator: S MCQUINN  
Sample : 2006454-019B Inst : voa8  
Misc : SAMP SW\_8015S-GRO Multiplr: 1.00  
IntFile : GRO.E  
Quant Time: Aug 12 11:00 2020 Quant Results File: 051420S.RES

Quant Method : C:\HPCHEM\1...\051420S.M (Chemstation Integrator)  
Title : GC-PT c6-10 SOIL  
Last Update : Thu Jun 11 15:37:38 2020  
Response via : Initial Calibration  
DataAcq Meth : 120919S.M

Volume Inj. :  
Signal Phase :  
Signal Info :

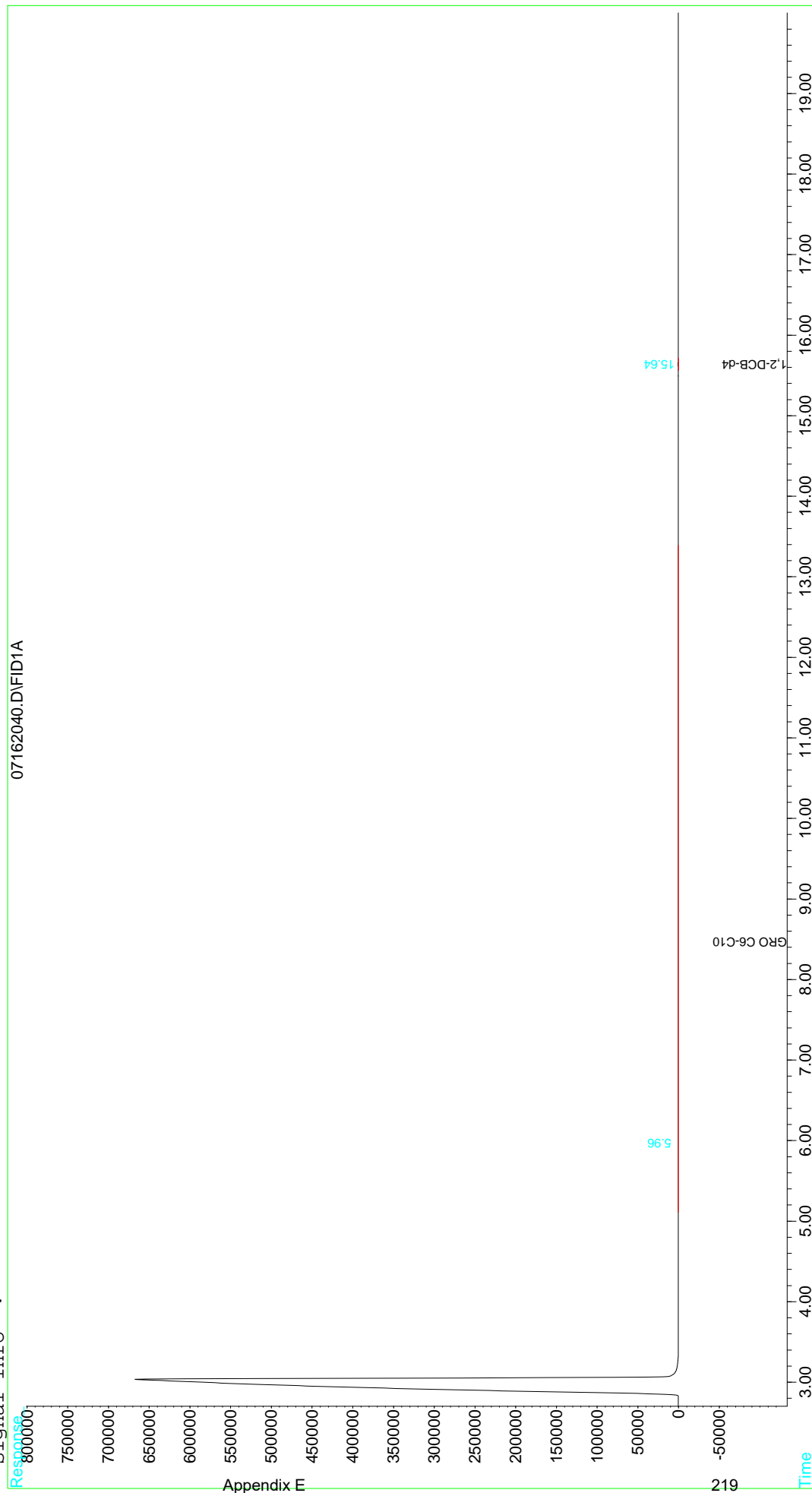
Compound	R.T.	Response	Conc Units
-----			
System Monitoring Compounds			
2) S 1,2-DCB-d4 (Surrogate)	15.64	19481	41.472 ug/KGm
Target Compounds			
1) H GRO C6-C10	8.46	1108	2.870 ug/KG

Data File : C:\HPCHEM\1\DATA\071620\07162040.D  
Acq On : 17 Jul 2020 10:32 am  
Sample : 2006454-019B  
Misc : SAMP SW\_8015S-GRO  
IntFile : GRO.E  
Quant Time: Aug 12 11:00 2020 Quant Results File: 051420S.RES

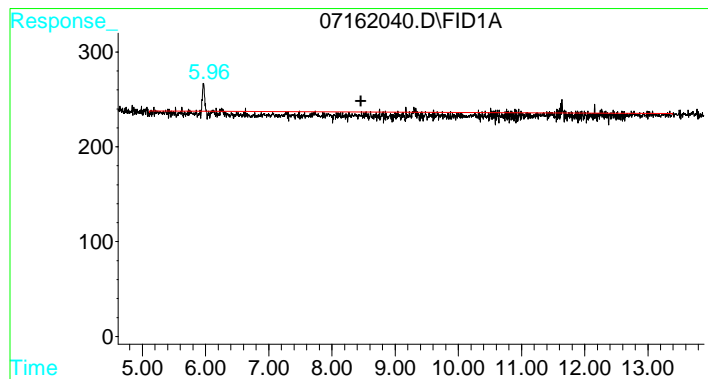
Vial: 38  
Operator: S MCQUINN  
Inst : voa8  
Multiplr: 1.00

Quant Method : C:\HPCHEM\1...\051420S.M (Chemstation Integrator)  
Title : GC-PT c6-10 SOIL  
Last Update : Thu Jun 11 15:37:38 2020  
Response via : Multiple Level Calibration  
DataAcq Meth : 120919S.M

Volume Inj. :  
Signal Phase :  
Signal Info :



Appendix E



#1 GRO C6-C10

R.T.: 8.460 min  
Delta R.T.: 0.000 min  
Response: 1108  
Conc: 2.87 ug/KG m



Data File : C:\HPCHEM\1\DATA\071620\07162041.D Vial: 39  
Acq On : 17 Jul 2020 11:02 am Operator: S MCQUINN  
Sample : 2006454-020B Inst : voa8  
Misc : SAMP SW\_8015S-GRO Multiplr: 1.00  
IntFile : GRO.E  
Quant Time: Aug 12 11:01 2020 Quant Results File: 051420S.RES

Quant Method : C:\HPCHEM\1...\051420S.M (Chemstation Integrator)  
Title : GC-PT c6-10 SOIL  
Last Update : Thu Jun 11 15:37:38 2020  
Response via : Initial Calibration  
DataAcq Meth : 120919S.M

Volume Inj. :  
Signal Phase :  
Signal Info :

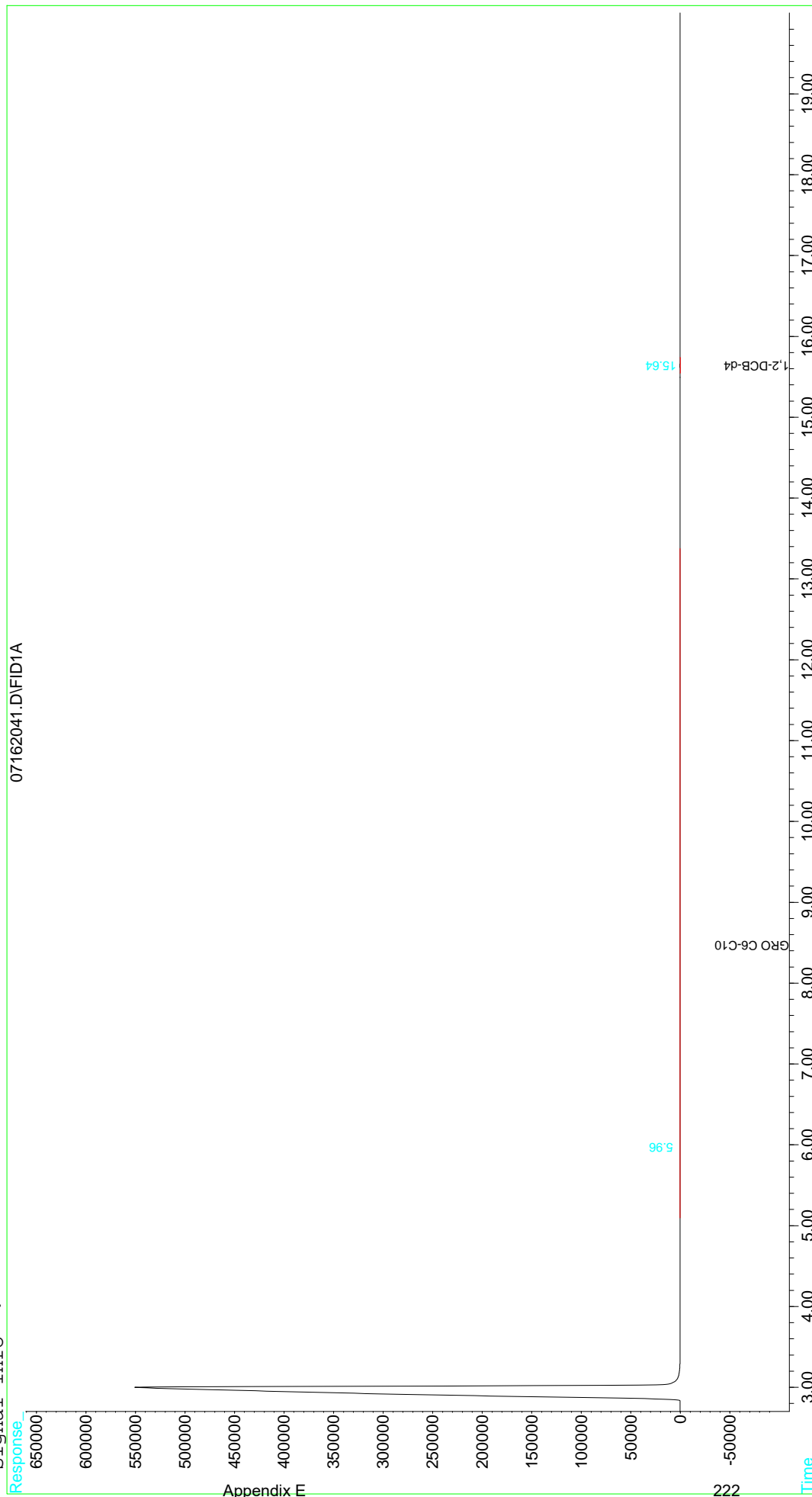
Compound	R.T.	Response	Conc Units
-----			
System Monitoring Compounds			
2) S 1,2-DCB-d4 (Surrogate)	15.64	18818	40.061 ug/KGm
Target Compounds			
1) H GRO C6-C10	8.46	1548	4.009 ug/KG

Data File : C:\HPCHEM\1\DATA\071620\07162041.D  
 Acq On : 17 Jul 2020 11:02 am  
 Sample : 2006454-020B  
 Misc : SAMP SW\_8015S-GRO  
 IntFile : GRO.E  
 Quant Time: Aug 12 11:01 2020 Quant Results File: 051420S.RES

Vial: 39  
 Operator: S MCQUINN  
 Inst : voa8  
 Multiplr: 1.00

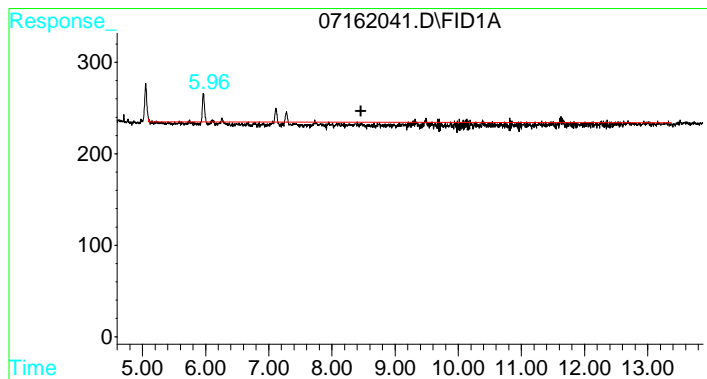
Quant Method : C:\HPCHEM\1...\051420S.M (Chemstation Integrator)  
 Title : GC-PT c6-10 SOIL  
 Last Update : Thu Jun 11 15:37:38 2020  
 Response via : Multiple Level Calibration  
 DataAcq Meth : 120919S.M

Volume Inj. :  
 Signal Phase :  
 Signal Info :



Appendix E

222



#1 GRO C6-C10

R.T.: 8.460 min  
Delta R.T.: 0.000 min  
Response: 1548  
Conc: 4.01 ug/KG m

Data File : C:\HPCHEM\1\DATA\071620\07162042.D Vial: 40  
Acq On : 17 Jul 2020 11:32 am Operator: S MCQUINN  
Sample : 2006454-021B Inst : voa8  
Misc : SAMP SW\_8015S-GRO Multiplr: 1.00  
IntFile : GRO.E  
Quant Time: Aug 12 11:01 2020 Quant Results File: 051420S.RES

Quant Method : C:\HPCHEM\1...\051420S.M (Chemstation Integrator)  
Title : GC-PT c6-10 SOIL  
Last Update : Thu Jun 11 15:37:38 2020  
Response via : Initial Calibration  
DataAcq Meth : 120919S.M

Volume Inj. :  
Signal Phase :  
Signal Info :

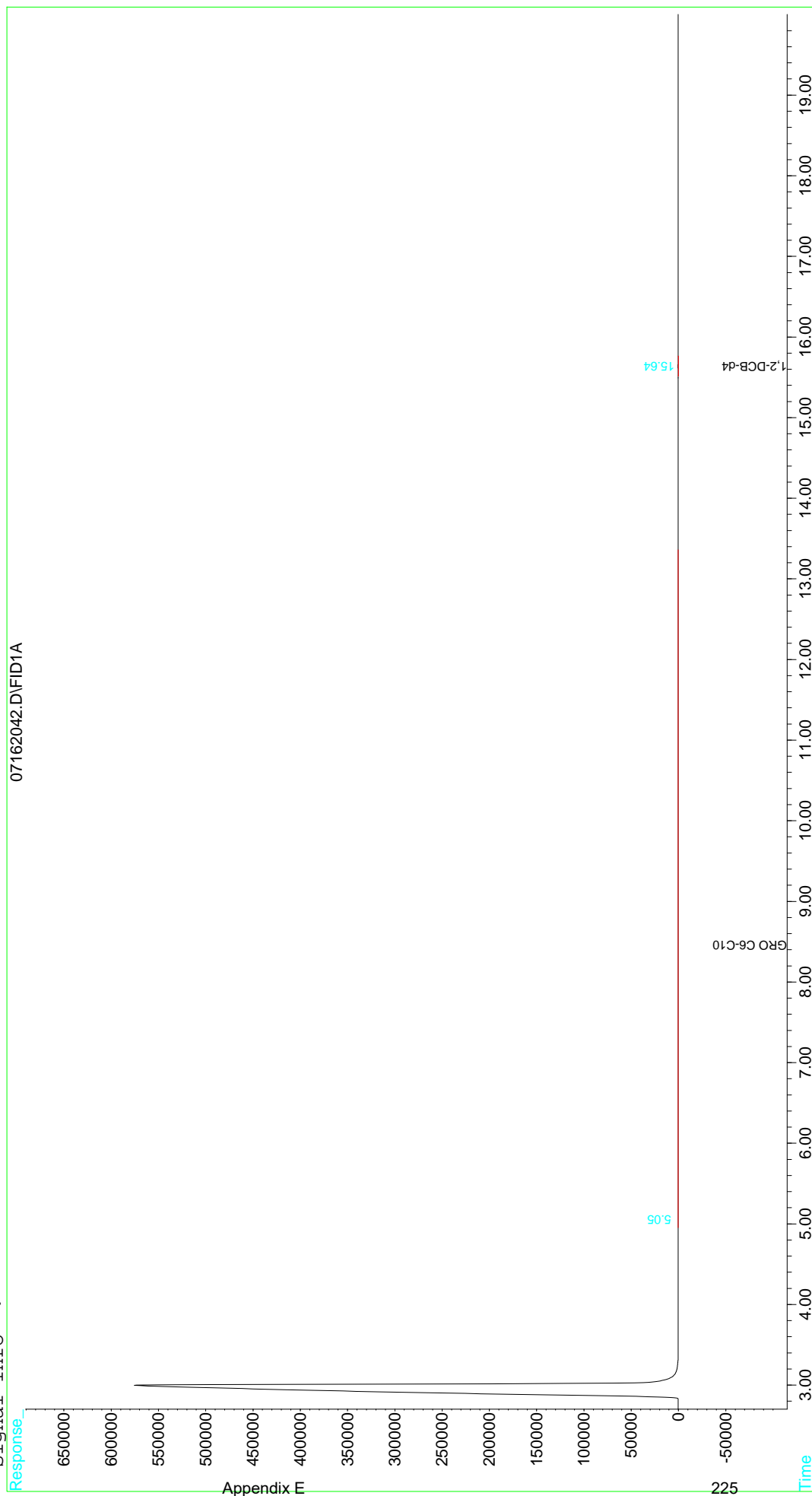
Compound	R.T.	Response	Conc Units
-----			
System Monitoring Compounds			
2) S 1,2-DCB-d4 (Surrogate)	15.64	19259	40.999 ug/KGm
Target Compounds			
1) H GRO C6-C10	8.46	2902	7.518 ug/KG

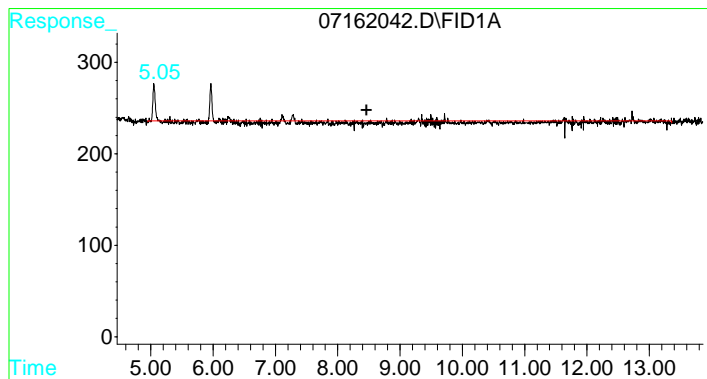
Data File : C:\HPCHEM\1\DATA\071620\07162042.D  
Acq On : 17 Jul 2020 11:32 am  
Sample : 2006454-021B  
Misc : SAMP SW\_8015S-GRO  
IntFile : GRO.E  
Quant Time: Aug 12 11:01 2020 Quant Results File: 051420S.RES

Vial: 40  
Operator: S MCQUINN  
Inst : voa8  
Multiplr: 1.00

Quant Method : C:\HPCHEM\1...\051420S.M (Chemstation Integrator)  
Title : GC-PT c6-10 SOIL  
Last Update : Thu Jun 11 15:37:38 2020  
Response via : Multiple Level Calibration  
DataAcq Meth : 120919S.M

Volume Inj. :  
Signal Phase :  
Signal Info :





#1 GRO C6-C10

R.T.: 8.460 min  
Delta R.T.: 0.000 min  
Response: 2902  
Conc: 7.52 ug/KG m

Data File : C:\HPCHEM\1\DATA\071620\07162043.D Vial: 41  
Acq On : 17 Jul 2020 12:02 pm Operator: S MCQUINN  
Sample : 2006454-022B Inst : voa8  
Misc : SAMP SW\_8015S-GRO Multiplr: 1.00  
IntFile : GRO.E  
Quant Time: Aug 12 11:02 2020 Quant Results File: 051420S.RES

Quant Method : C:\HPCHEM\1...\051420S.M (Chemstation Integrator)  
Title : GC-PT c6-10 SOIL  
Last Update : Thu Jun 11 15:37:38 2020  
Response via : Initial Calibration  
DataAcq Meth : 120919S.M

Volume Inj. :  
Signal Phase :  
Signal Info :

Compound	R.T.	Response	Conc Units
-----			
System Monitoring Compounds			
2) S 1,2-DCB-d4 (Surrogate)	15.63	20005	42.588 ug/KGm
Target Compounds			
1) H GRO C6-C10	8.46	1002	<MDL ug/KG

Data File : C:\HPCHEM\1\DATA\071620\07162043.D  
Acq On : 17 Jul 2020 12:02 pm  
Sample : 2006454-022B  
Misc : SAMP SW\_8015S-GRO  
IntFile : GRO.E  
Quant Time: Aug 12 11:02 2020 Quant Results File: 051420S.RES

Vial: 41  
Operator: S MCQUINN  
Inst : voa8  
Multiplr: 1.00

Quant Method : C:\HPCHEM\1...\051420S.M (Chemstation Integrator)  
Title : GC-PT c6-10 SOIL  
Last Update : Thu Jun 11 15:37:38 2020  
Response via : Multiple Level Calibration  
DataAcq Meth : 120919S.M

Volume Inj. :  
Signal Phase :  
Signal Info :





Data File : C:\HPCHEM\1\DATA\071620\07162044.D Vial: 42  
Acq On : 17 Jul 2020 12:32 pm Operator: S MCQUINN  
Sample : 2006454-023B Inst : voa8  
Misc : SAMP SW\_8015S-GRO Multiplr: 1.00  
IntFile : GRO.E  
Quant Time: Aug 12 11:02 2020 Quant Results File: 051420S.RES

Quant Method : C:\HPCHEM\1...\051420S.M (Chemstation Integrator)  
Title : GC-PT c6-10 SOIL  
Last Update : Thu Jun 11 15:37:38 2020  
Response via : Initial Calibration  
DataAcq Meth : 120919S.M

Volume Inj. :  
Signal Phase :  
Signal Info :

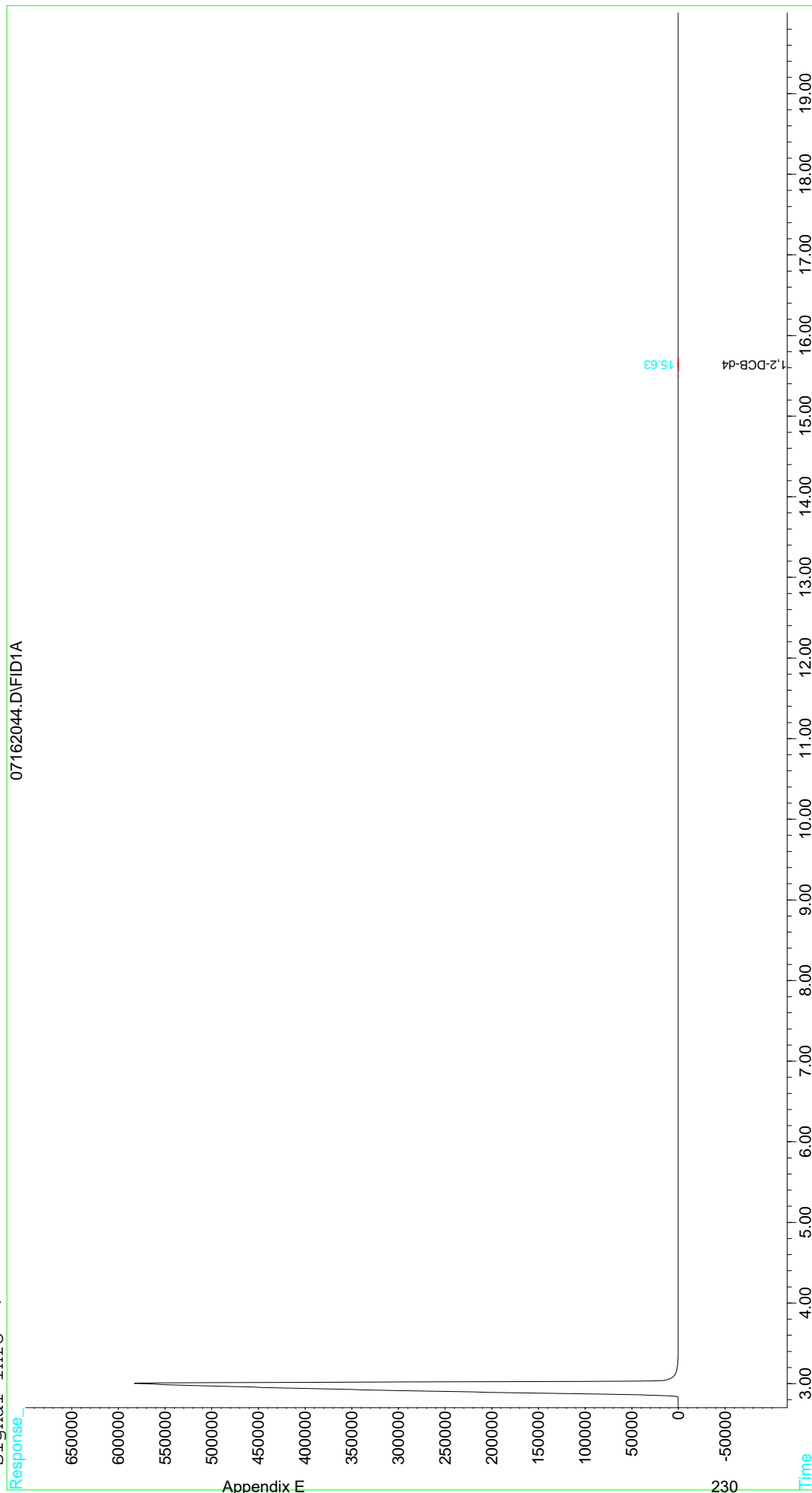
Compound	R.T.	Response	Conc Units
-----			
System Monitoring Compounds			
2) S 1,2-DCB-d4 (Surrogate)	15.63	19242	40.962 ug/KGm
Target Compounds			
1) H GRO C6-C10	8.46	913	<MDL ug/KG

Data File : C:\HPCHEM\1\DATA\071620\07162044.D  
 Acq On : 17 Jul 2020 12:32 pm  
 Sample : 2006454-023B  
 Misc : SAMP SW\_8015S-GRO  
 IntFile : GRO.E  
 Quant Time: Aug 12 11:02 2020 Quant Results File: 051420S.RES

Vial: 42  
 Operator: S MCQUINN  
 Inst : voa8  
 Multiplr: 1.00

Quant Method : C:\HPCHEM\1...\051420S.M (Chemstation Integrator)  
 Title : GC-PT c6-10 SOIL  
 Last Update : Thu Jun 11 15:37:38 2020  
 Response via : Multiple Level Calibration  
 DataAcq Meth : 120919S.M

Volume Inj. :  
 Signal Phase :  
 Signal Info :



Appendix E

230

Data File : C:\HPCHEM\1\DATA\071620\07162045.D Vial: 43  
Acq On : 17 Jul 2020 1:02 pm Operator: S MCQUINN  
Sample : 2006454-024B Inst : voa8  
Misc : SAMP SW\_8015S-GRO Multiplr: 1.00  
IntFile : GRO.E  
Quant Time: Aug 12 11:02 2020 Quant Results File: 051420S.RES

Quant Method : C:\HPCHEM\1...\051420S.M (Chemstation Integrator)  
Title : GC-PT c6-10 SOIL  
Last Update : Thu Jun 11 15:37:38 2020  
Response via : Initial Calibration  
DataAcq Meth : 120919S.M

Volume Inj. :  
Signal Phase :  
Signal Info :

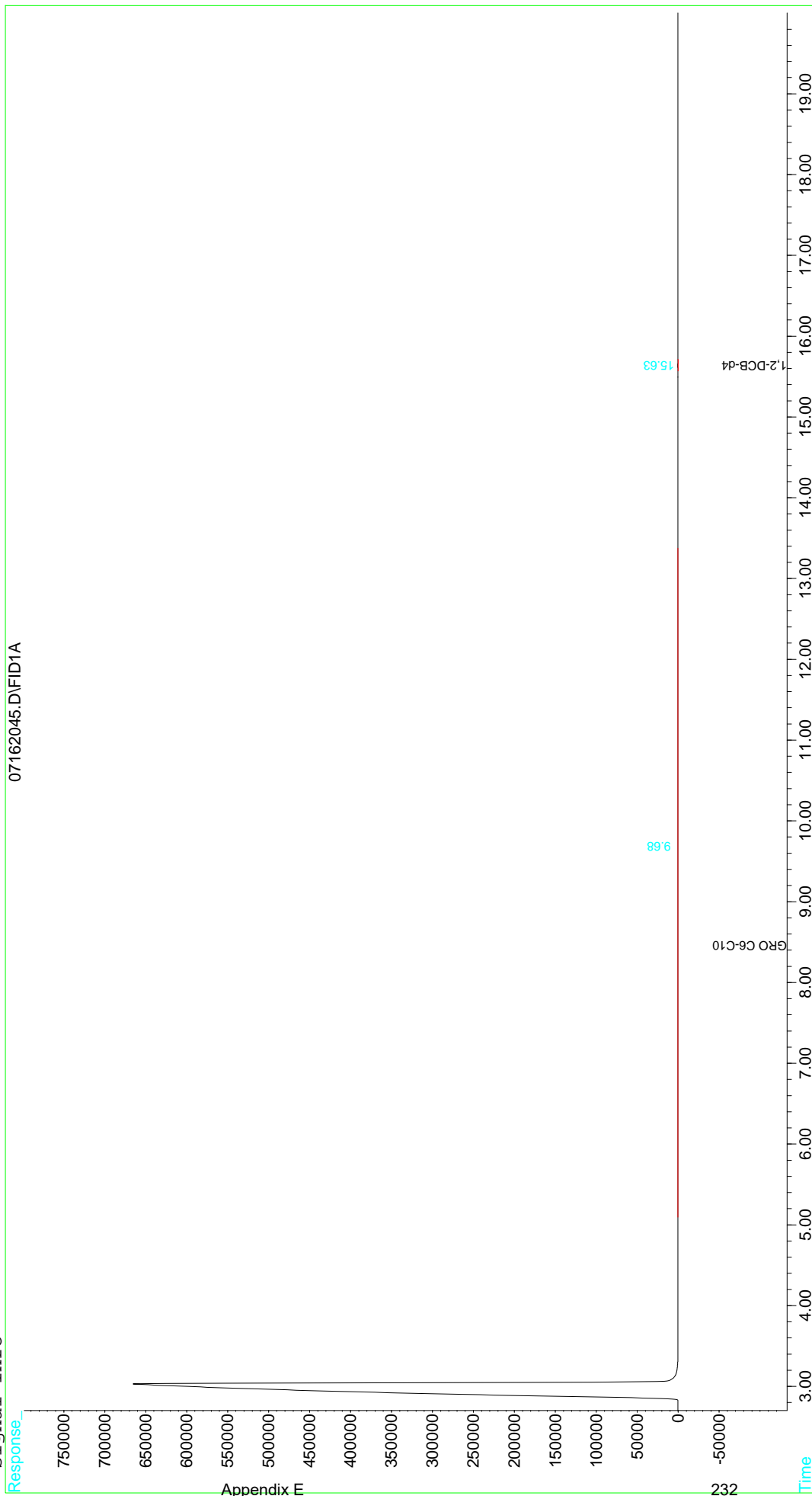
Compound	R.T.	Response	Conc Units
-----			
System Monitoring Compounds			
2) S 1,2-DCB-d4 (Surrogate)	15.63	21315	45.376 ug/KGm
Target Compounds			
1) H GRO C6-C10	8.46	5365	13.899 ug/KG

Data File : C:\HPCHEM\1\DATA\071620\07162045.D  
 Acq On : 17 Jul 2020 1:02 pm  
 Sample : 2006454-024B  
 Misc : SAMP SW\_8015S-GRO  
 IntFile : GRO.E  
 Quant Time: Aug 12 11:02 2020 Quant Results File: 051420S.RES

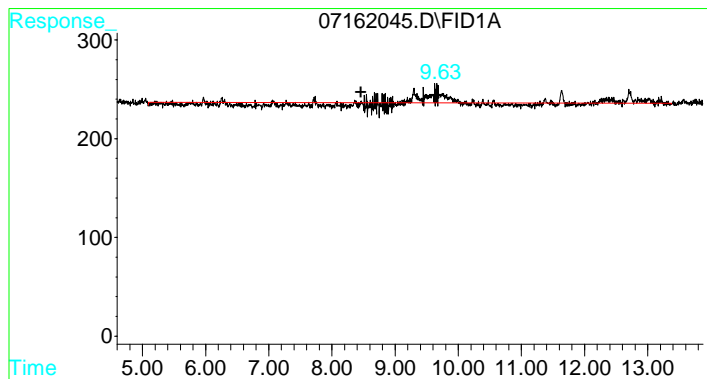
Vial: 43  
 Operator: S MCQUINN  
 Inst : voa8  
 Multiplr: 1.00

Quant Method : C:\HPCHEM\1...\051420S.M (Chemstation Integrator)  
 Title : GC-PT c6-10 SOIL  
 Last Update : Thu Jun 11 15:37:38 2020  
 Response via : Multiple Level Calibration  
 DataAcq Meth : 120919S.M

Volume Inj. :  
 Signal Phase :  
 Signal Info :



Appendix E



#1 GRO C6-C10

R.T.: 8.460 min  
Delta R.T.: 0.000 min  
Response: 5365  
Conc: 13.90 ug/KG m

Data File : C:\HPCHEM\1\DATA\071620\07162046.D Vial: 44  
Acq On : 17 Jul 2020 1:33 pm Operator: S MCQUINN  
Sample : 2006454-025B Inst : voa8  
Misc : SAMP SW\_8015S-GRO Multiplr: 1.00  
IntFile : GRO.E  
Quant Time: Aug 12 11:03 2020 Quant Results File: 051420S.RES

Quant Method : C:\HPCHEM\1...\051420S.M (Chemstation Integrator)  
Title : GC-PT c6-10 SOIL  
Last Update : Thu Jun 11 15:37:38 2020  
Response via : Initial Calibration  
DataAcq Meth : 120919S.M

Volume Inj. :  
Signal Phase :  
Signal Info :

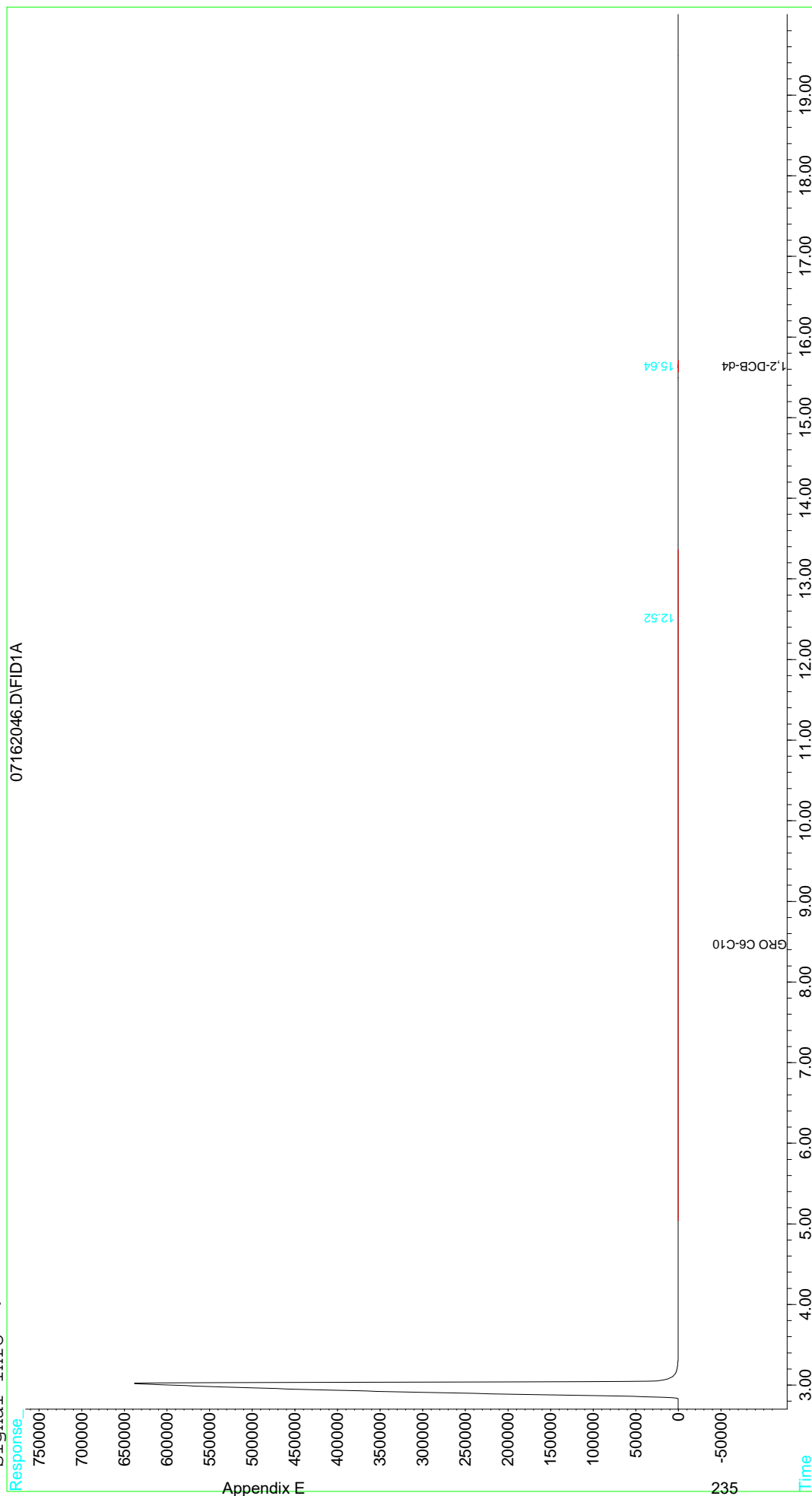
Compound	R.T.	Response	Conc Units
-----			
System Monitoring Compounds			
2) S 1,2-DCB-d4 (Surrogate)	15.64	19113	40.689 ug/KGm
Target Compounds			
1) H GRO C6-C10	8.46	5855	15.169 ug/KG

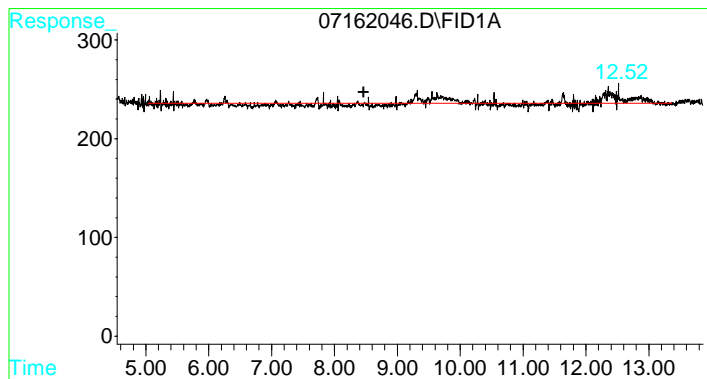
Data File : C:\HPCHEM\1\DATA\071620\07162046.D  
Acq On : 17 Jul 2020 1:33 pm  
Sample : 2006454-025B  
Misc : SAMP SW\_8015S-GRO  
IntFile : GRO.E  
Quant Time: Aug 12 11:03 2020 Quant Results File: 051420S.RES

Vial: 44  
Operator: S MCQUINN  
Inst : voa8  
Multiplr: 1.00

Quant Method : C:\HPCHEM\1...\051420S.M (Chemstation Integrator)  
Title : GC-PT c6-10 SOIL  
Last Update : Thu Jun 11 15:37:38 2020  
Response via : Multiple Level Calibration  
DataAcq Meth : 120919S.M

Volume Inj. :  
Signal Phase :  
Signal Info :





#1 GRO C6-C10

R.T.: 8.460 min  
Delta R.T.: 0.000 min  
Response: 5855  
Conc: 15.17 ug/KG m



Data File : C:\HPCHEM\1\DATA\071620\07162047.D Vial: 45  
Acq On : 17 Jul 2020 2:03 pm Operator: S MCQUINN  
Sample : 2006454-026B Inst : voa8  
Misc : SAMP SW\_8015S-GRO Multiplr: 1.00  
IntFile : GRO.E  
Quant Time: Aug 12 11:03 2020 Quant Results File: 051420S.RES

Quant Method : C:\HPCHEM\1...\051420S.M (Chemstation Integrator)  
Title : GC-PT c6-10 SOIL  
Last Update : Thu Jun 11 15:37:38 2020  
Response via : Initial Calibration  
DataAcq Meth : 120919S.M

Volume Inj. :  
Signal Phase :  
Signal Info :

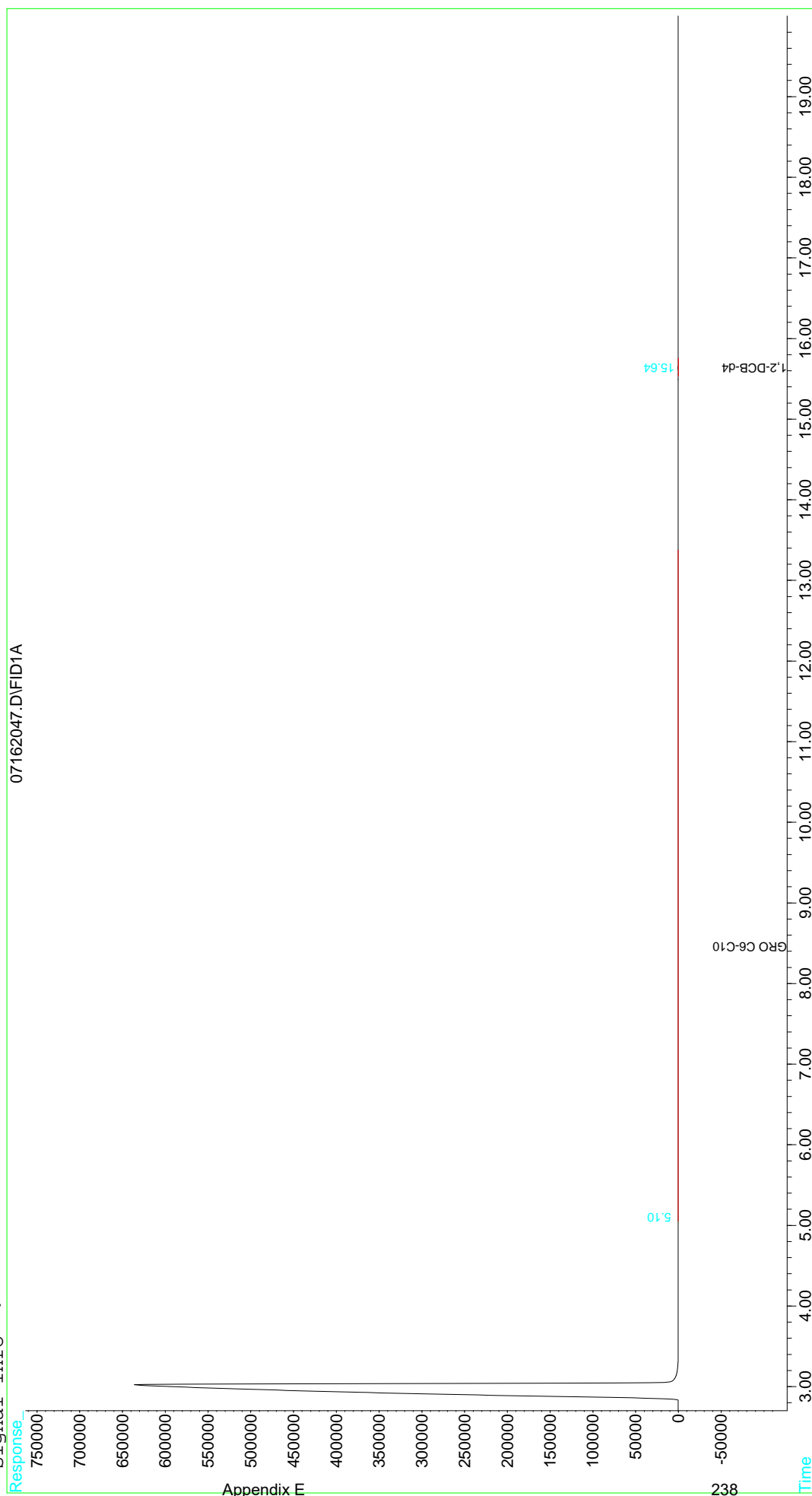
Compound	R.T.	Response	Conc Units
-----			
System Monitoring Compounds			
2) S 1,2-DCB-d4 (Surrogate)	15.64	19444	41.394 ug/KGm
Target Compounds			
1) H GRO C6-C10	8.46	2932	7.595 ug/KG

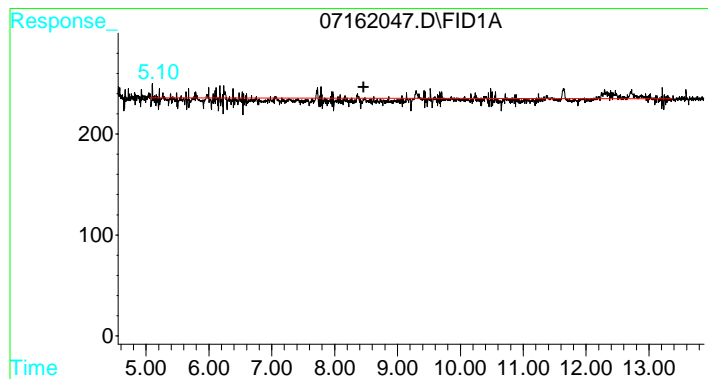
Data File : C:\HPCHEM\1\DATA\071620\07162047.D  
Acq On : 17 Jul 2020 2:03 pm  
Sample : 2006454-026B  
Misc : SAMP SW\_8015S-GRO  
IntFile : GRO.E  
Quant Time: Aug 12 11:03 2020 Quant Results File: 051420S.RES

Vial: 45  
Operator: S MCQUINN  
Inst : voa8  
Multiplr: 1.00

Quant Method : C:\HPCHEM\1...\051420S.M (Chemstation Integrator)  
Title : GC-PT c6-10 SOIL  
Last Update : Thu Jun 11 15:37:38 2020  
Response via : Multiple Level Calibration  
DataAcq Meth : 120919S.M

Volume Inj. :  
Signal Phase :  
Signal Info :





#1 GRO C6-C10

R.T.: 8.460 min  
Delta R.T.: 0.000 min  
Response: 2932  
Conc: 7.59 ug/KG m

Data File : C:\HPCHEM\1\DATA\071620\07162048.D Vial: 46  
Acq On : 17 Jul 2020 2:33 pm Operator: S MCQUINN  
Sample : 2006454-027B Inst : voa8  
Misc : SAMP SW\_8015S-GRO Multiplr: 1.00  
IntFile : GRO.E  
Quant Time: Aug 12 11:04 2020 Quant Results File: 051420S.RES

Quant Method : C:\HPCHEM\1...\051420S.M (Chemstation Integrator)  
Title : GC-PT c6-10 SOIL  
Last Update : Thu Jun 11 15:37:38 2020  
Response via : Initial Calibration  
DataAcq Meth : 120919S.M

Volume Inj. :  
Signal Phase :  
Signal Info :

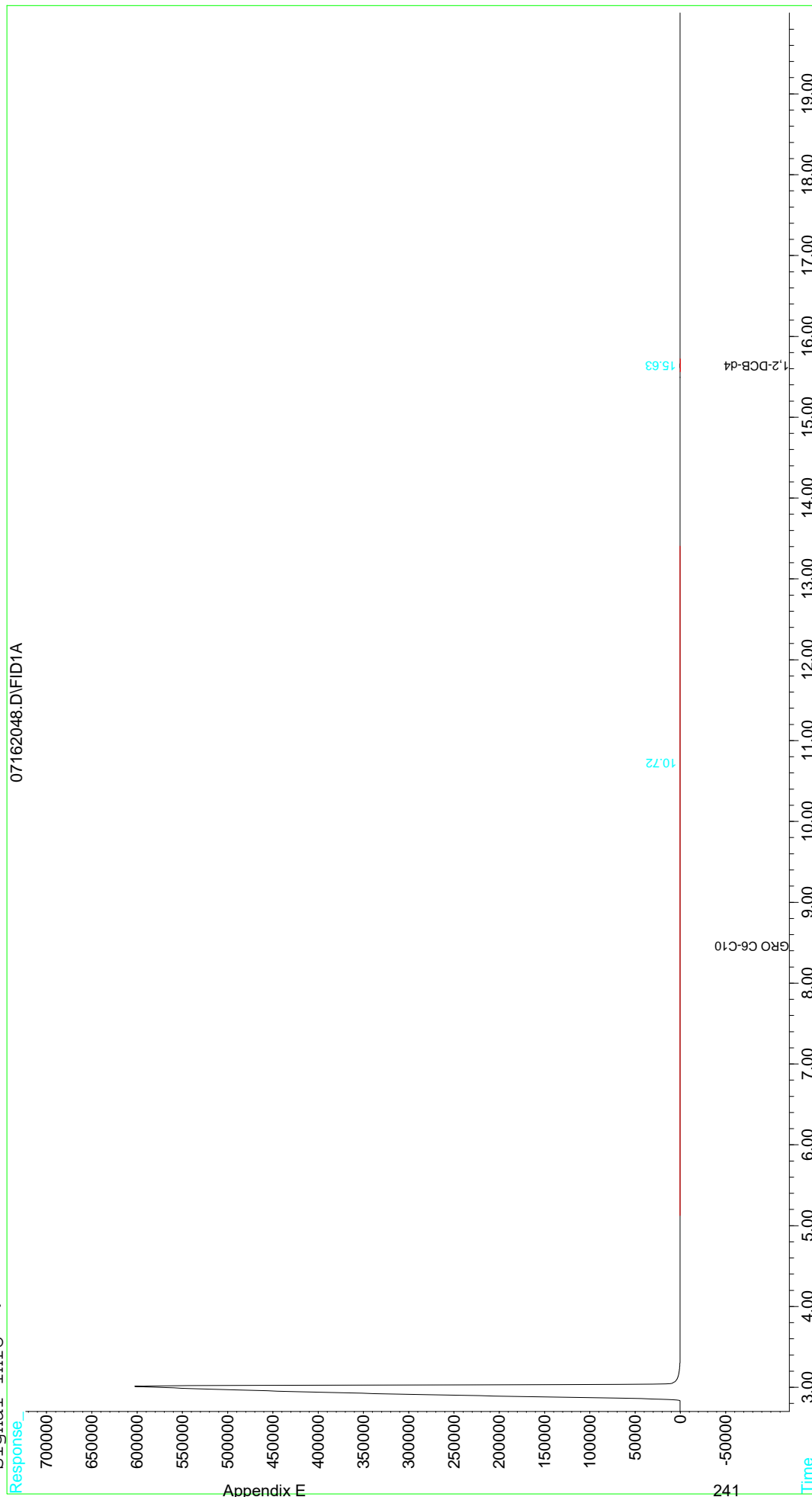
Compound	R.T.	Response	Conc Units
-----			
System Monitoring Compounds			
2) S 1,2-DCB-d4 (Surrogate)	15.63	21016	44.739 ug/KGm
Target Compounds			
1) H GRO C6-C10	8.46	1183	3.065 ug/KG

Data File : C:\HPCHEM\1\DATA\071620\07162048.D  
Acq On : 17 Jul 2020 2:33 pm  
Sample : 2006454-027B  
Misc : SAMP SW\_8015S-GRO  
IntFile : GRO.E  
Quant Time: Aug 12 11:04 2020 Quant Results File: 051420S.RES

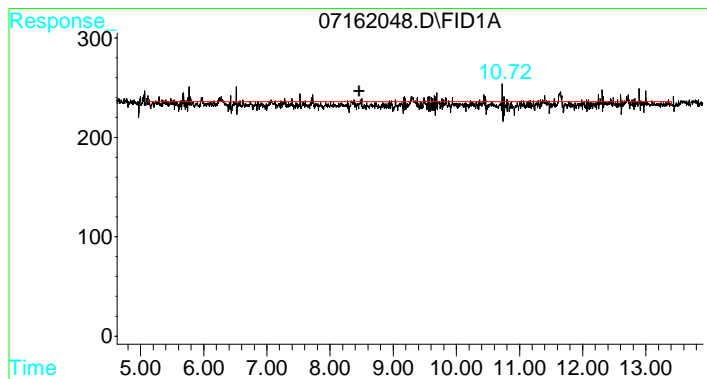
Vial: 46  
Operator: S MCQUINN  
Inst : voa8  
Multiplr: 1.00

Quant Method : C:\HPCHEM\1...\051420S.M (Chemstation Integrator)  
Title : GC-PT c6-10 SOIL  
Last Update : Thu Jun 11 15:37:38 2020  
Response via : Multiple Level Calibration  
DataAcq Meth : 120919S.M

Volume Inj. :  
Signal Phase :  
Signal Info :



Appendix E



#1 GRO C6-C10

R.T.: 8.460 min  
Delta R.T.: 0.000 min  
Response: 1183  
Conc: 3.06 ug/KG m

Data File : C:\HPCHEM\1\DATA\071620\07162052.D Vial: 50  
Acq On : 17 Jul 2020 4:33 pm Operator: S MCQUINN  
Sample : 2006479-004B Inst : voa8  
Misc : SAMP SW\_8015S-GRO Multiplr: 1.00  
IntFile : GRO.E  
Quant Time: Aug 12 11:05 2020 Quant Results File: 051420S.RES

Quant Method : C:\HPCHEM\1...\051420S.M (Chemstation Integrator)  
Title : GC-PT c6-10 SOIL  
Last Update : Thu Jun 11 15:37:38 2020  
Response via : Initial Calibration  
DataAcq Meth : 120919S.M

Volume Inj. :  
Signal Phase :  
Signal Info :

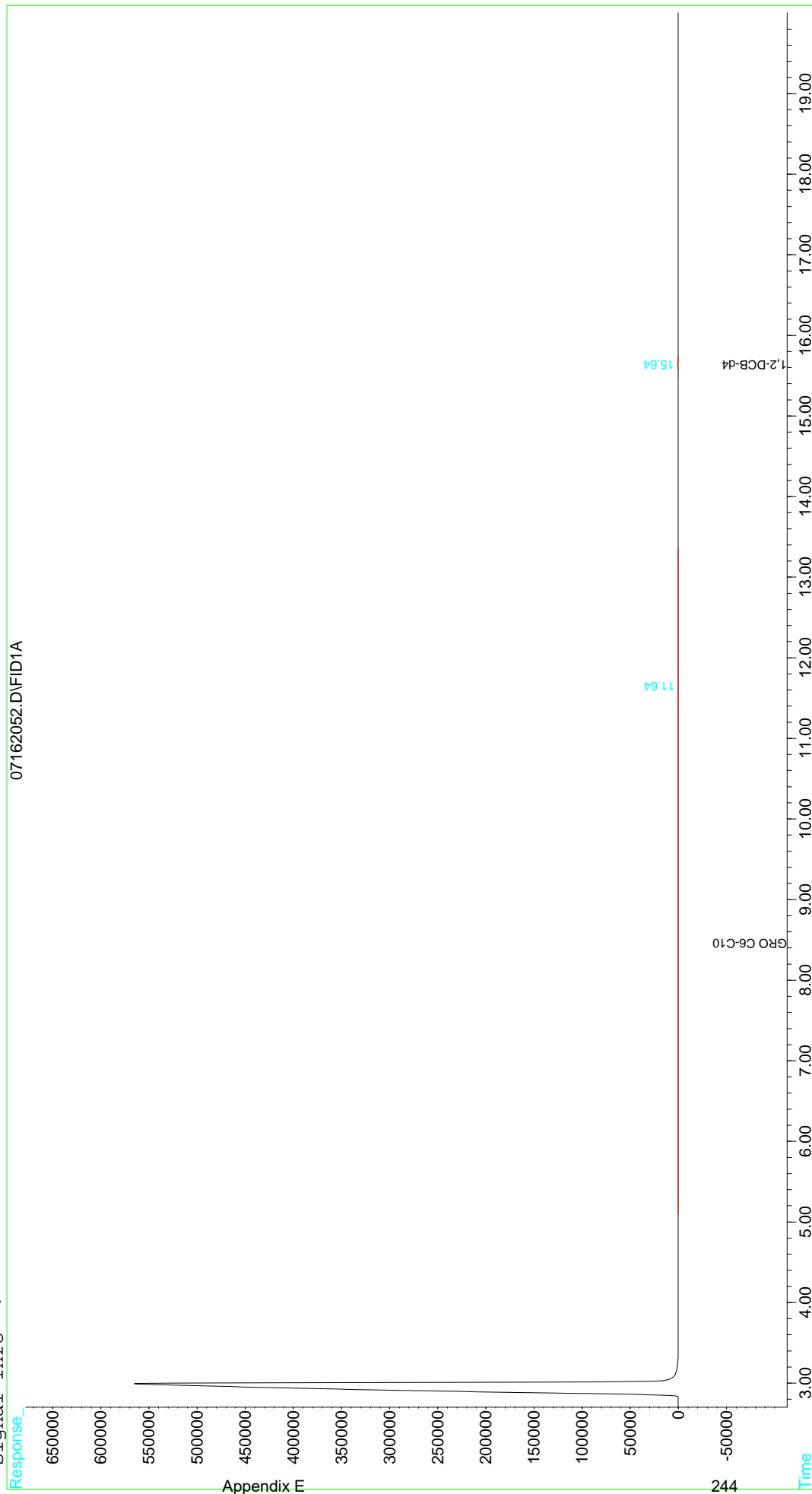
Compound	R.T.	Response	Conc Units
-----			
System Monitoring Compounds			
2) S 1,2-DCB-d4 (Surrogate)	15.64	22109	47.067 ug/KG
Target Compounds			
1) H GRO C6-C10	8.46	1768	4.580 ug/KG

Data File : C:\HPCHEM\1\DATA\071620\07162052.D  
Acq On : 17 Jul 2020 4:33 pm  
Sample : 2006479-004B  
Misc : SAMP SW\_8015S-GRO  
IntFile : GRO.E  
Quant Time: Aug 12 11:05 2020 Quant Results File: 051420S.RES

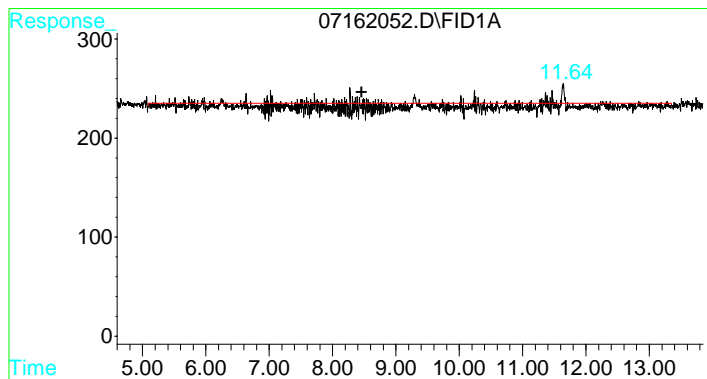
Vial: 50  
Operator: S MCQUINN  
Inst : voa8  
Multiplr: 1.00

Quant Method : C:\HPCHEM\1...\051420S.M (Chemstation Integrator)  
Title : GC-PT c6-10 SOIL  
Last Update : Thu Jun 11 15:37:38 2020  
Response via : Multiple Level Calibration  
DataAcq Meth : 120919S.M

Volume Inj. :  
Signal Phase :  
Signal Info :







#1 GRO C6-C10

R.T.: 8.460 min  
Delta R.T.: 0.000 min  
Response: 1768  
Conc: 4.58 ug/KG m

Data File : C:\HPCHEM\1\DATA\071620\07162053.D Vial: 52  
Acq On : 17 Jul 2020 5:03 pm Operator: S MCQUINN  
Sample : 2006479-004BMS Inst : voa8  
Misc : MS SW\_8015S-GRO Multiplr: 1.00  
IntFile : GRO.E  
Quant Time: Aug 12 11:05 2020 Quant Results File: 051420S.RES

Quant Method : C:\HPCHEM\1...\051420S.M (Chemstation Integrator)  
Title : GC-PT c6-10 SOIL  
Last Update : Thu Jun 11 15:37:38 2020  
Response via : Initial Calibration  
DataAcq Meth : 120919S.M

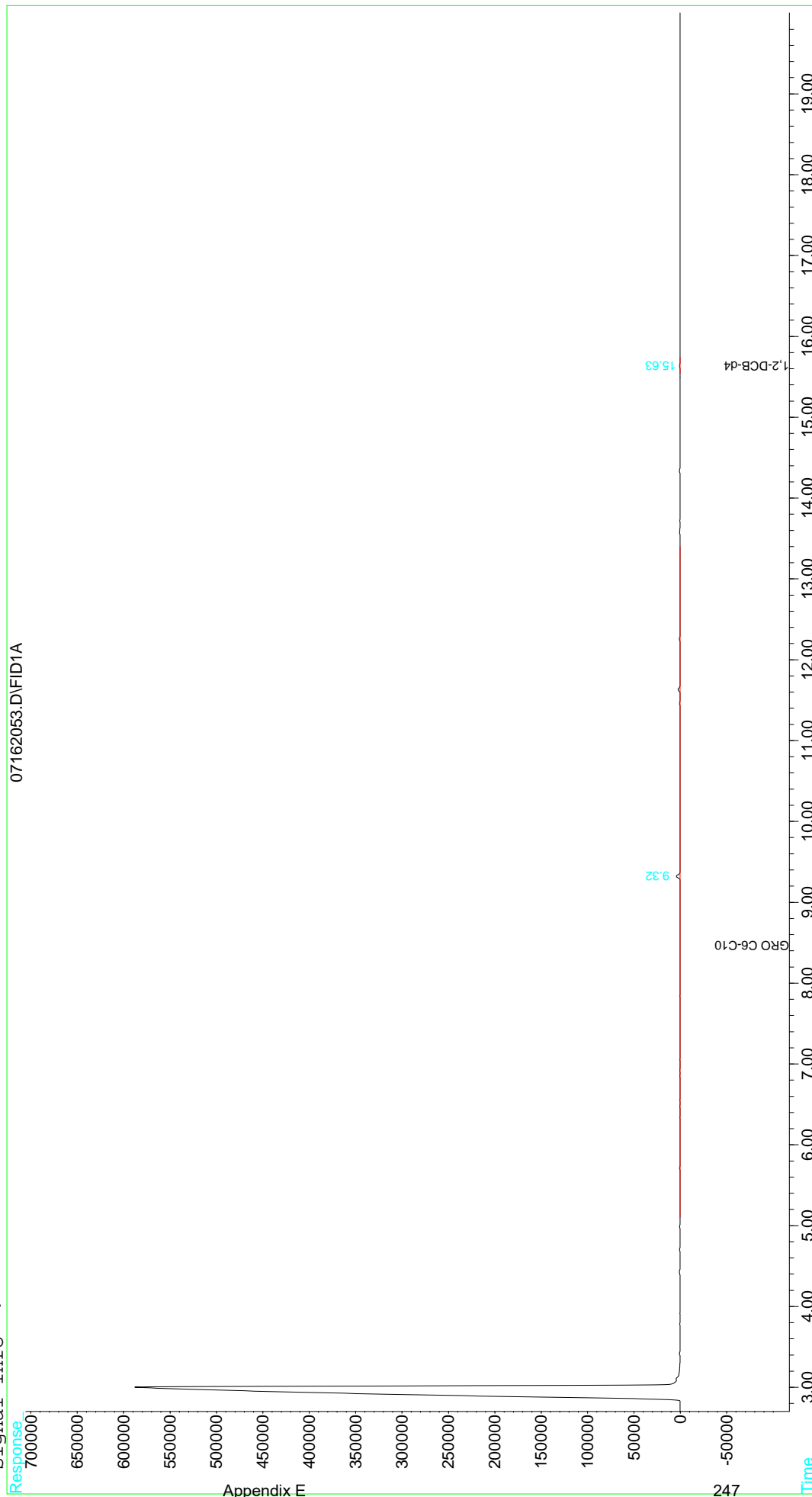
Volume Inj. :  
Signal Phase :  
Signal Info :

Compound	R.T.	Response	Conc Units
-----			
System Monitoring Compounds			
2) S 1,2-DCB-d4 (Surrogate)	15.64	22829	48.599 ug/KG
Target Compounds			
1) H GRO C6-C10	8.46	416280	1078.419 ug/KG

Data File : C:\HPCHEM\1\DATA\071620\07162053.D  
 Acq On : 17 Jul 2020 5:03 pm  
 Sample : 2006479-004BMS  
 Misc : MS SW\_8015S-GRO  
 IntFile : GRO.E  
 Quant Time: Aug 12 11:05 2020 Quant Results File: 051420S.RES  
 Vial: 52  
 Operator: S MCQUINN  
 Inst : voa8  
 Multiplr: 1.00

Quant Method : C:\HPCHEM\1...\051420S.M (Chemstation Integrator)  
 Title : GC-PT c6-10 SOIL  
 Last Update : Thu Jun 11 15:37:38 2020  
 Response via : Multiple Level Calibration  
 DataAcq Meth : 120919S.M

Volume Inj. :  
 Signal Phase :  
 Signal Info :



Appendix E

247

Data File : C:\HPCHEM\1\DATA\071620\07162054.D Vial: 53  
Acq On : 17 Jul 2020 5:33 pm Operator: S MCQUINN  
Sample : 2006479-004BMSD Inst : voa8  
Misc : MSD SW\_8015S-GRO Multiplr: 1.00  
IntFile : GRO.E  
Quant Time: Aug 12 11:05 2020 Quant Results File: 051420S.RES

Quant Method : C:\HPCHEM\1...\051420S.M (Chemstation Integrator)  
Title : GC-PT c6-10 SOIL  
Last Update : Thu Jun 11 15:37:38 2020  
Response via : Initial Calibration  
DataAcq Meth : 120919S.M

Volume Inj. :  
Signal Phase :  
Signal Info :

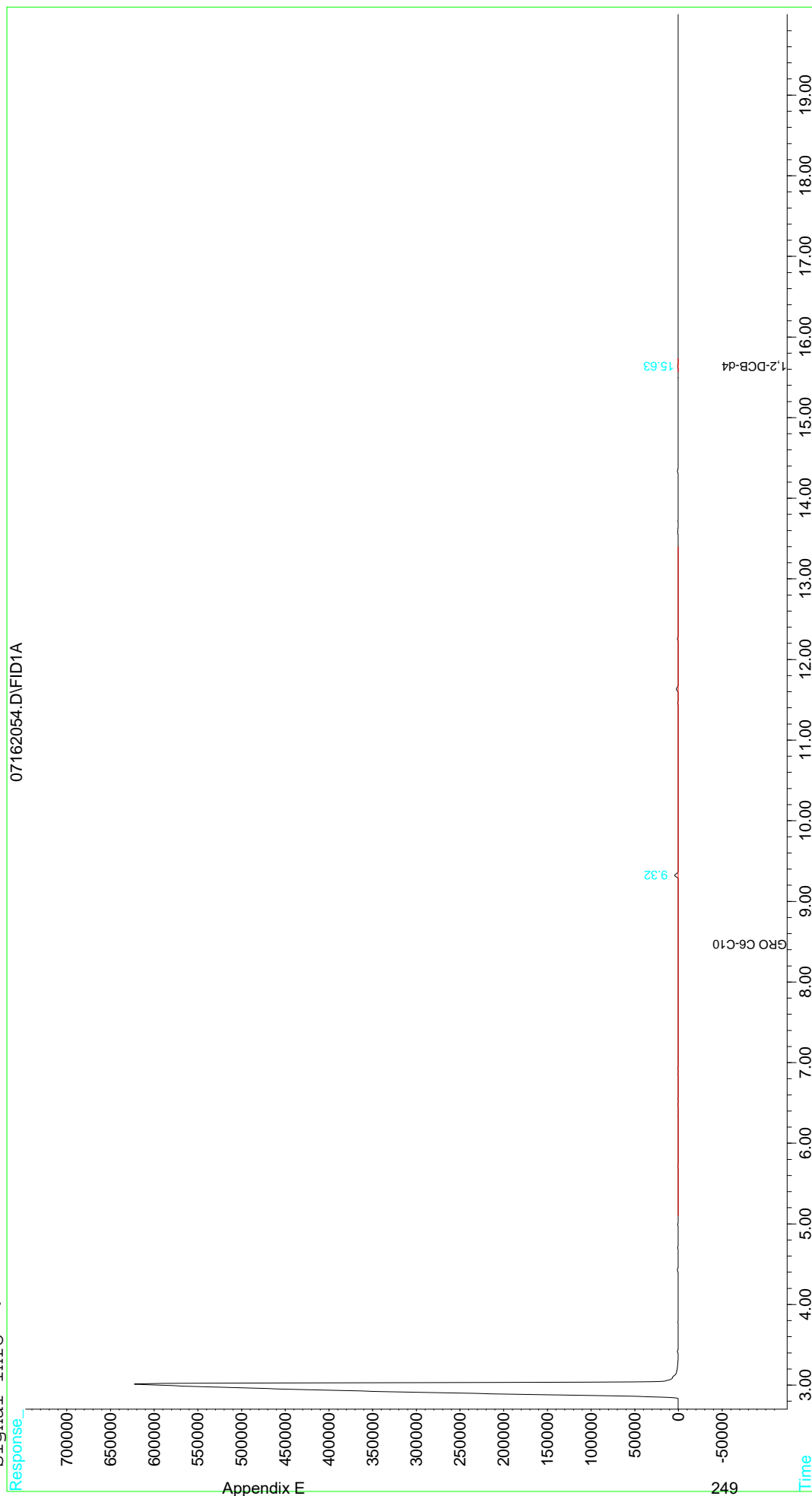
Compound	R.T.	Response	Conc Units
-----			
System Monitoring Compounds			
2) S 1,2-DCB-d4 (Surrogate)	15.64	22583	48.075 ug/KG
Target Compounds			
1) H GRO C6-C10	8.46	393540	1019.509 ug/KG

Data File : C:\HPCHEM\1\DATA\071620\07162054.D  
Acq On : 17 Jul 2020 5:33 pm  
Sample : 2006479-004BMSD  
Misc : MSD SW\_8015S-GRO  
IntFile : GRO.E  
Quant Time: Aug 12 11:05 2020 Quant Results File: 051420S.RES

Vial: 53  
Operator: S MCQUINN  
Inst : voa8  
Multiplr: 1.00

Quant Method : C:\HPCHEM\1...\051420S.M (Chemstation Integrator)  
Title : GC-PT c6-10 SOIL  
Last Update : Thu Jun 11 15:37:38 2020  
Response via : Multiple Level Calibration  
DataAcq Meth : 120919S.M

Volume Inj. :  
Signal Phase :  
Signal Info :



Data File : C:\HPCHEM\1\DATA\071620\07162055.D Vial: 30  
Acq On : 17 Jul 2020 6:04 pm Operator: S MCQUINN  
Sample : VOA8 CCVE 071720 Inst : voa8  
Misc : CCVE SW\_8015S-GRO Multiplr: 1.00  
IntFile : GRO.E

Method : C:\HPCHEM\1\METHODS\2019\051420S.M (Chemstation Integrator)  
Title : GC-PT c6-10 SOIL  
Last Update : Thu Jun 11 15:37:38 2020  
Response via : Multiple Level Calibration

Min. RRF : 0.000 Min. Rel. Area : 50% Max. R.T. Dev 0.50min  
Max. RRF Dev : 15% Max. Rel. Area : 150%

	Compound	Amount	Calc.	%Dev	Area%	Dev(min)
1 H	GRO C6-C10	2000.000	2025.109	-1.3	102	0.00
2 S	1,2-DCB-d4 (Surrogate)	50.000	47.476	5.0	97	0.00

Data File : C:\HPCHEM\1\DATA\071620\07162055.D Vial: 30  
Acq On : 17 Jul 2020 6:04 pm Operator: S MCQUINN  
Sample : VOA8 CCVE 071720 Inst : voa8  
Misc : CCVE SW\_8015S-GRO Multiplr: 1.00  
IntFile : GRO.E

Method : C:\HPCHEM\1\METHODS\2019\051420S.M (Chemstation Integrator)  
Title : GC-PT c6-10 SOIL  
Last Update : Thu Jun 11 15:37:38 2020  
Response via : Multiple Level Calibration

Min. RRF : 0.000 Min. Rel. Area : 50% Max. R.T. Dev 0.50min  
Max. RRF Dev : 15% Max. Rel. Area : 150%

Compound	Amount	Calc.	%Dev	Area%	Dev(min)
----------	--------	-------	------	-------	----------

---

Data File : C:\HPCHEM\1\DATA\071620\07162055.D Vial: 30  
Acq On : 17 Jul 2020 6:04 pm Operator: S MCQUINN  
Sample : VOA8 CCVE 071720 Inst : voa8  
Misc : CCVE SW\_8015S-GRO Multiplr: 1.00  
IntFile : GRO.E  
Quant Time: Aug 12 11:06 2020 Quant Results File: 051420S.RES

Quant Method : C:\HPCHEM\1...\051420S.M (Chemstation Integrator)  
Title : GC-PT c6-10 SOIL  
Last Update : Thu Jun 11 15:37:38 2020  
Response via : Initial Calibration  
DataAcq Meth : 120919S.M

Volume Inj. :  
Signal Phase :  
Signal Info :

Compound	R.T.	Response	Conc Units
-----			
System Monitoring Compounds			
2) S 1,2-DCB-d4 (Surrogate)	15.64	22301	47.476 ug/KG
Target Compounds			
1) H GRO C6-C10	8.46	781711	2025.109 ug/KG

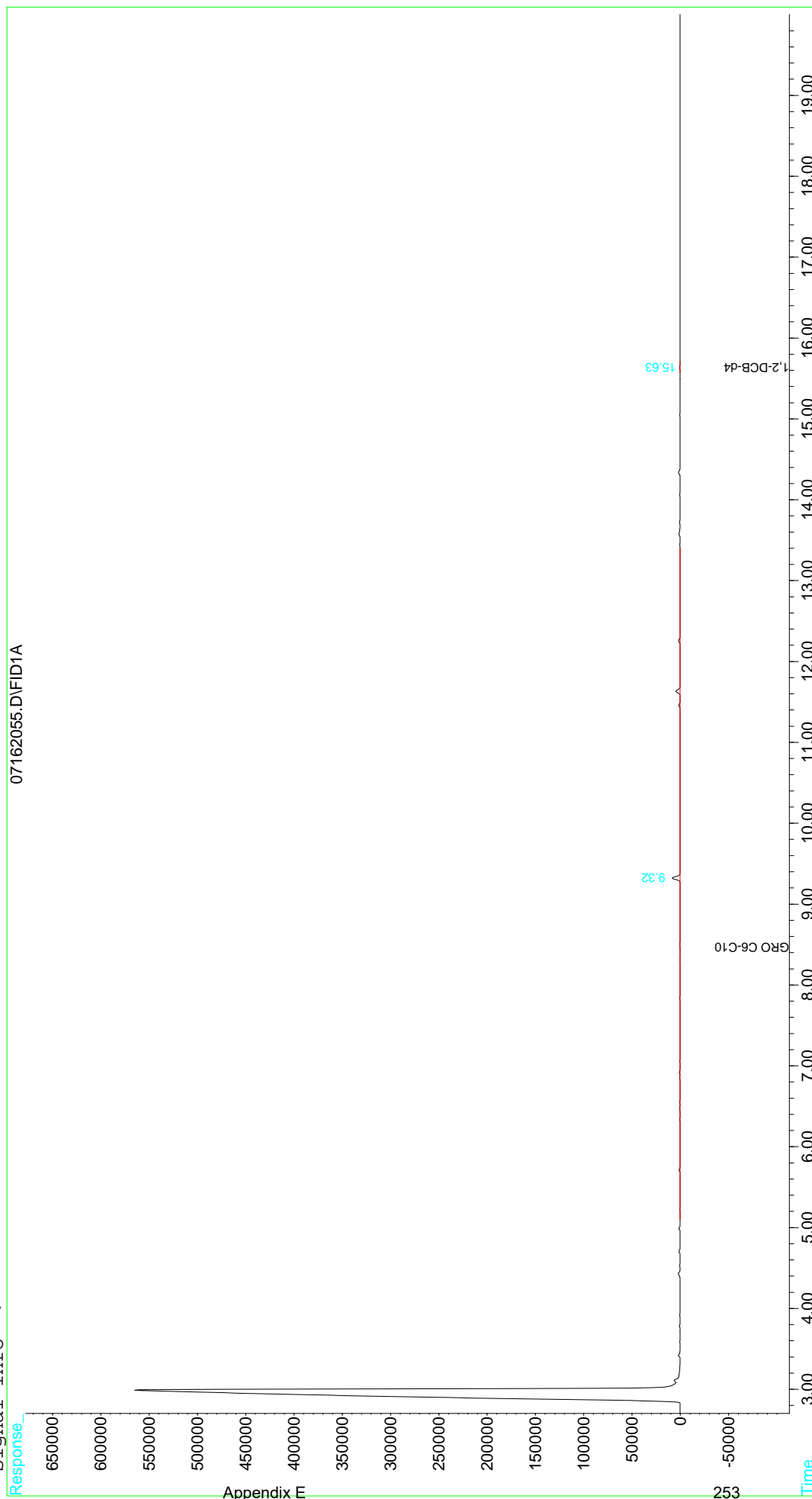


Data File : C:\HPCHEM\1\DATA\071620\07162055.D  
 Acq On : 17 Jul 2020 6:04 pm  
 Sample : VOA8 CCVE 071720  
 Misc : CCVE SW\_8015S-GRO  
 IntFile : GRO.E  
 Quant Time: Aug 12 11:06 2020 Quant Results File: 051420S.RES

Vial: 30  
 Operator: S MCQUINN  
 Inst : voa8  
 Multiplr: 1.00

Quant Method : C:\HPCHEM\1...\051420S.M (Chemstation Integrator)  
 Title : GC-PT c6-10 SOIL  
 Last Update : Thu Jun 11 15:37:38 2020  
 Response via : Multiple Level Calibration  
 DataAcq Meth : 120919S.M

Volume Inj. :  
 Signal Phase :  
 Signal Info :



Appendix E

## Injection Log

Directory: C:\HPCHEM\1\DATA\051420

Line	Vial	FileName	Multiplier	SampleName	Misc Info	Injected
1	2	05142000.d	1.	cleaning		14 May 2020 15:47
2	3	05142001.d	1.	cleaning		14 May 2020 16:17
3	3	05142002.d	1.	GRO Window 051420		14 May 2020 16:46
4	4	05142003.d	1.	GRO Window 051420		14 May 2020 17:16
5	4	05142004.d	1.	cleaning		14 May 2020 17:46
6	3	05142005.d	1.	VOA8 CCB 051420	CCB SW_8015S-GRO	14 May 2020 18:16
7	23	05142006.d	1.	VOA8 40 ICAL 051420	ICAL7SW_8015S-GRO	14 May 2020 18:45
8	24	05142007.d	1.	VOA8 100 ICAL 051420	ICAL1SW_8015S-GRO	14 May 2020 19:15
9	25	05142008.d	1.	VOA8 500 ICAL 051420	ICAL2SW_8015S-GRO	14 May 2020 19:45
10	26	05142009.d	1.	VOA8 1000 ICAL 051420	ICAL3SW_8015S-GRO	14 May 2020 20:14
11	27	05142010.d	1.	VOA8 2000 ICAL 051420	ICAL4SW_8015S-GRO	14 May 2020 20:44
12	28	05142011.d	1.	VOA8 5000 ICAL 051420	ICAL5SW_8015S-GRO	14 May 2020 21:14
13	29	05142012.d	1.	VOA8 10000 ICAL 051420	ICAL6SW_8015S-GRO	14 May 2020 21:44
14	40	05142013.d	1.	RINSE	DO NOT USE	14 May 2020 22:13
15	30	05142014.d	1.	VOA8 ICV 051420	ICV SW_8015S-GRO	14 May 2020 22:43
16	30	05142015.d	1.	VOA8 LCS 051420	LCS SW_8015S-GRO	14 May 2020 23:13
17	31	05142016.d	1.	VOA8 LCSD 051420	LCSD SW_8015S-GRO	14 May 2020 23:43
18	32	05142017.d	1.	VOA8 RLVS 051420	RLVS SW_8015S-GRO	15 May 2020 00:13
19	3	05142018.d	1.	VOA8 MBLK 051420	MBLK SW_8015S-GRO	15 May 2020 00:43
20	34	05142019.d	1.	PT SAMPLE 100X	SAMP SW_8015S-GRO	15 May 2020 01:13
21	40	05142020.d	1.	RINSE	DO NOT USE	15 May 2020 01:42
22	35	05142021.d	1.	PT SAMPLE 50X	SAMP SW_8015S-GRO	15 May 2020 02:13
23	40	05142022.d	1.	RINSE	DO NOT USE	15 May 2020 02:43
24	30	05142023.d	1.	VOA8 CCVE 051420	CCVE SW_8015S-GRO	15 May 2020 03:12
25	40	05142024.d	1.	RINSE	DO NOT USE	15 May 2020 03:42
26	41	05142025.d	1.	RINSE	DO NOT USE	15 May 2020 04:12
27	42	05142026.d	1.	RINSE	DO NOT USE	15 May 2020 04:42
28	43	05142027.d	1.	RINSE	DO NOT USE	15 May 2020 05:12

Method : C:\HPCHEM\1\METHODS\2019\051420S.M (Chemstation Integrator)  
Title : GC-PT c6-10 SOIL  
Last Update : Fri May 15 09:54:41 2020

## Calibration Files

100 =05142007.D 500 =05142008.D 1000 =05142009.D  
2000 =05142010.D 5000 =05142011.D HIGH =05142012.D

	Compound	100	500	1000	2000	5000	HIGH	Avg		%RSD
1) H	GRO C6-C10	3.443	4.091	4.020	3.847	3.850	3.721	3.860	E2	5.87
2) S	1,2-DCB-d4 (Surroga	5.491	4.871	5.907	4.591	4.748	4.678	5.397	E2	19.30

(#) = Out of Range ### Number of calibration levels exceeded format ###

051420S.M Fri May 15 10:40:06 2020

Method : C:\HPCHEM\1\METHODS\2019\051420S.M (Chemstation Integrator)  
Title : GC-PT c6-10 SOIL  
Last Update : Fri May 15 09:54:41 2020  
Response via : Initial Calibration  
Total Cpnds : 2

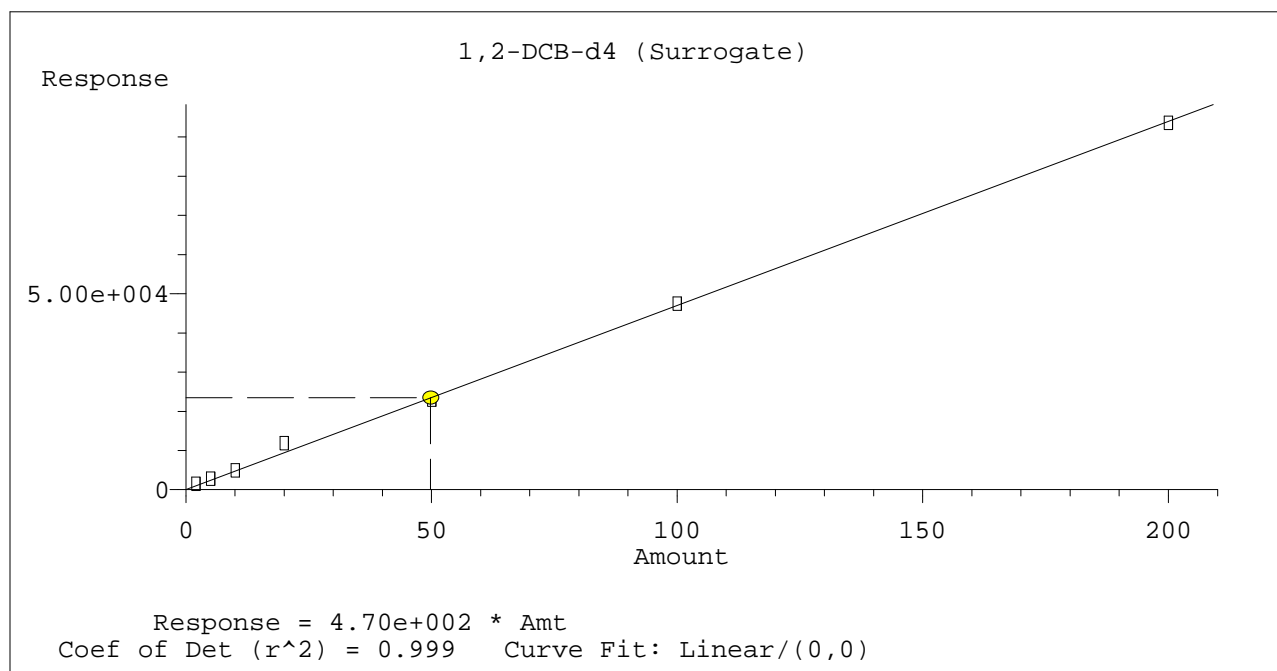
PK#	Type	Compound Name	Exp_RT	Rel_RT	Cal	A/H	ID
1	H	GRO C6-C10	8.46	1.000	A	A	R
2	S	1,2-DCB-d4 (Surrogate)	15.64	1.000	LO	A	B

Cal A = Average L = Linear LO = Linear w/origin Q = Quad QO = Quad w/origin

A/H = Area or Height

ID R = R.T. B = R.T. & Q Q = Qvalue L = Largest A = All

051420S.M Fri May 15 10:40:18 2020



Data File : C:\HPCHEM\1\DATA\051420\05142005.D Vial: 3  
Acq On : 14 May 2020 6:16 pm Operator: S MCQUINN  
Sample : VOA8 CCB 051420 Inst : voa8  
Misc : CCB SW\_8015S-GRO Multiplr: 1.00  
IntFile : GRO.E  
Quant Time: May 15 9:32 2020 Quant Results File: 051420S.RES

Quant Method : C:\HPCHEM\1...\051420S.M (Chemstation Integrator)  
Title : GC-PT c6-10 SOIL  
Last Update : Fri May 15 09:31:59 2020  
Response via : Initial Calibration  
DataAcq Meth : 051420S.M

Volume Inj. :  
Signal Phase :  
Signal Info :

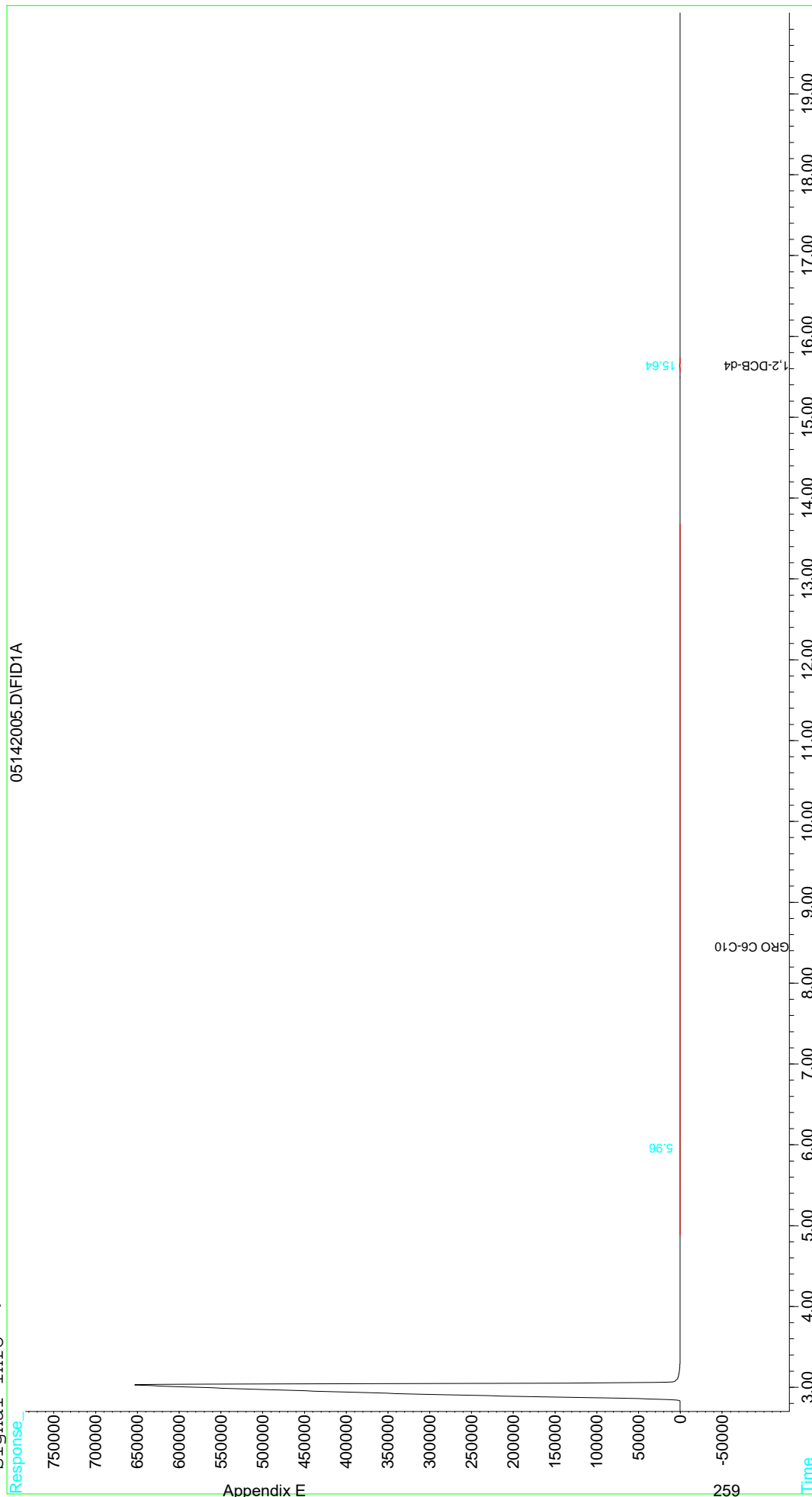
Compound	R.T.	Response	Conc Units
-----			
System Monitoring Compounds			
2) S 1,2-DCB-d4 (Surrogate)	15.64	22424	54.411 ug/KG
Target Compounds			
1) H GRO C6-C10	8.46	513	1.509 ug/KG

Data File : C:\HPCHEM\1\DATA\051420\05142005.D  
 Acq On : 14 May 2020 6:16 pm  
 Sample : VOA8 CCB 051420  
 Misc : CCB SW\_8015S-GRO  
 IntFile : GRO.E  
 Quant Time: May 15 9:32 2020 Quant Results File: 051420S.RES

Vial: 3  
 Operator: S MCQUINN  
 Inst : voa8  
 Multiplr: 1.00

Quant Method : C:\HPCHEM\1...\051420S.M (Chemstation Integrator)  
 Title : GC-PT c6-10 SOIL  
 Last Update : Fri May 15 09:31:59 2020  
 Response via : Multiple Level Calibration  
 DataAcq Meth : 051420S.M

Volume Inj. :  
 Signal Phase :  
 Signal Info :



Appendix E

Data File : C:\HPCHEM\1\DATA\051420\05142006.D Vial: 23  
Acq On : 14 May 2020 6:45 pm Operator: S MCQUINN  
Sample : VOA8 40 ICAL 051420 Inst : voa8  
Misc : ICAL7SW\_8015S-GRO Multiplr: 1.00  
IntFile : GRO.E  
Quant Time: May 15 9:54 2020 Quant Results File: 051420S.RES

Quant Method : C:\HPCHEM\1...\051420S.M (Chemstation Integrator)  
Title : GC-PT c6-10 SOIL  
Last Update : Fri May 15 09:31:59 2020  
Response via : Initial Calibration  
DataAcq Meth : 051420S.M

Volume Inj. :  
Signal Phase :  
Signal Info :

Compound	R.T.	Response	Conc Units
-----			
System Monitoring Compounds			
2) S 1,2-DCB-d4 (Surrogate)	15.63	1498	3.635 ug/KGm
Target Compounds			
1) H GRO C6-C10	8.46	16197	47.671 ug/KG

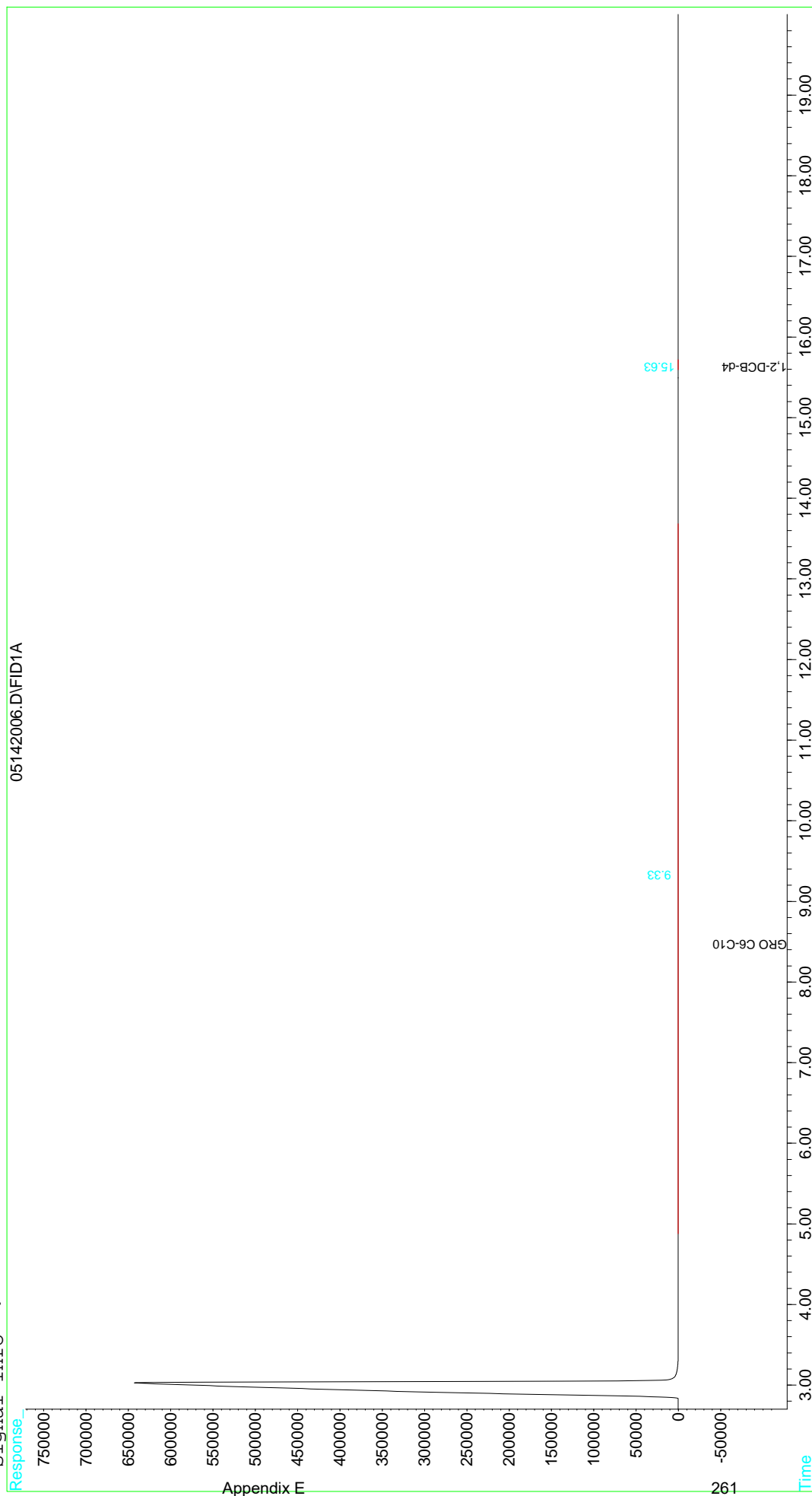


Data File : C:\HPCHEM\1\DATA\051420\05142006.D  
Acq On : 14 May 2020 6:45 pm  
Sample : VOA8 40 ICAL 051420  
Misc : ICAL7SW\_8015S-GRO  
IntFile : GRO.E  
Quant Time: May 15 9:54 2020 Quant Results File: 051420S.RES

Vial: 23  
Operator: S MCQUINN  
Inst : voa8  
Multiplr: 1.00

Quant Method : C:\HPCHEM\1...\051420S.M (Chemstation Integrator)  
Title : GC-PT c6-10 SOIL  
Last Update : Fri May 15 09:31:59 2020  
Response via : Multiple Level Calibration  
DataAcq Meth : 051420S.M

Volume Inj. :  
Signal Phase :  
Signal Info :



Data File : C:\HPCHEM\1\DATA\051420\05142007.D Vial: 24  
Acq On : 14 May 2020 7:15 pm Operator: S MCQUINN  
Sample : VOA8 100 ICAL 051420 Inst : voa8  
Misc : ICAL1SW\_8015S-GRO Multiplr: 1.00  
IntFile : GRO.E  
Quant Time: May 15 9:53 2020 Quant Results File: 051420S.RES

Quant Method : C:\HPCHEM\1...\051420S.M (Chemstation Integrator)  
Title : GC-PT c6-10 SOIL  
Last Update : Fri May 15 09:31:59 2020  
Response via : Initial Calibration  
DataAcq Meth : 051420S.M

Volume Inj. :  
Signal Phase :  
Signal Info :

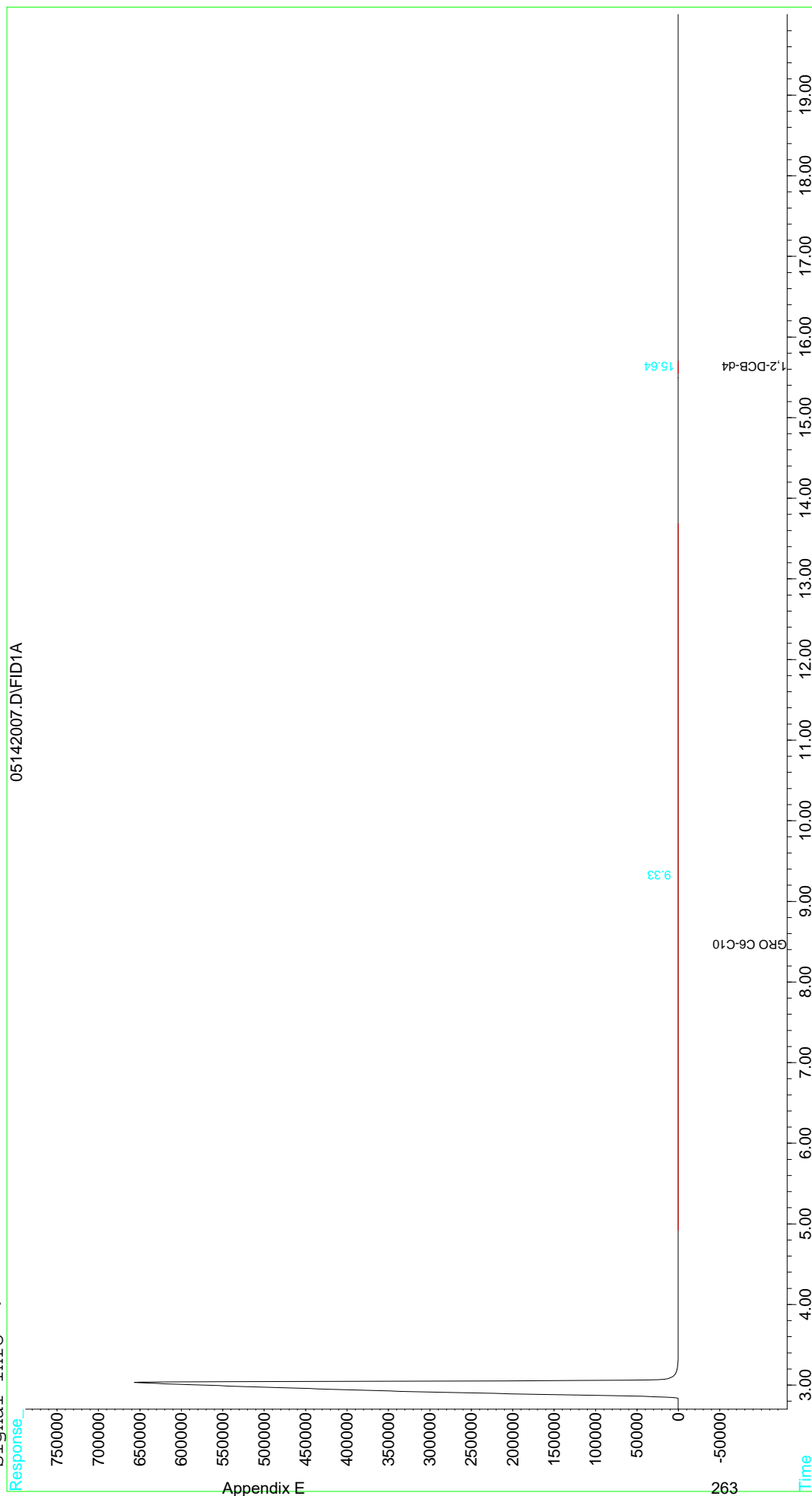
Compound	R.T.	Response	Conc Units
-----			
System Monitoring Compounds			
2) S 1,2-DCB-d4 (Surrogate)	15.64	2746	6.662 ug/KGm
Target Compounds			
1) H GRO C6-C10	8.46	34430	101.332 ug/KG

Data File : C:\HPCHEM\1\DATA\051420\05142007.D  
Acq On : 14 May 2020 7:15 pm  
Sample : VOA8 100 ICAL 051420  
Misc : ICAL1SW\_8015S-GRO  
IntFile : GRO.E  
Quant Time: May 15 9:53 2020 Quant Results File: 051420S.RES

Vial: 24  
Operator: S MCQUINN  
Inst : voa8  
Multiplr: 1.00

Quant Method : C:\HPCHEM\1...\051420S.M (Chemstation Integrator)  
Title : GC-PT c6-10 SOIL  
Last Update : Fri May 15 09:31:59 2020  
Response via : Multiple Level Calibration  
DataAcq Meth : 051420S.M

Volume Inj. :  
Signal Phase :  
Signal Info :



Data File : C:\HPCHEM\1\DATA\051420\05142008.D Vial: 25  
Acq On : 14 May 2020 7:45 pm Operator: S MCQUINN  
Sample : VOA8 500 ICAL 051420 Inst : voa8  
Misc : ICAL2SW\_8015S-GRO Multiplr: 1.00  
IntFile : GRO.E  
Quant Time: May 15 9:50 2020 Quant Results File: 051420S.RES

Quant Method : C:\HPCHEM\1...\051420S.M (Chemstation Integrator)  
Title : GC-PT c6-10 SOIL  
Last Update : Fri May 15 09:46:45 2020  
Response via : Initial Calibration  
DataAcq Meth : 051420S.M

Volume Inj. :  
Signal Phase :  
Signal Info :

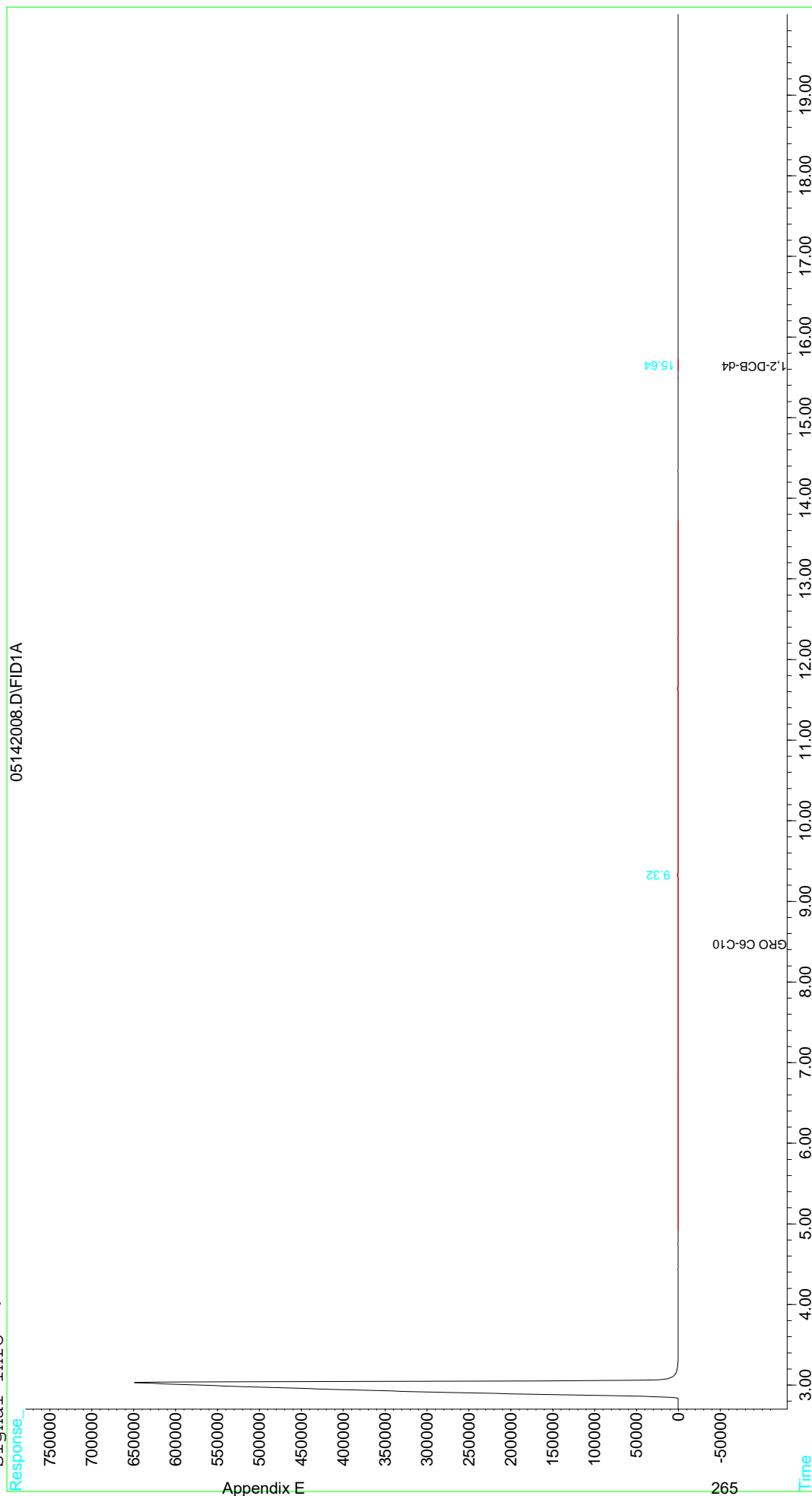
Compound	R.T.	Response	Conc Units
-----			
System Monitoring Compounds			
2) S 1,2-DCB-d4 (Surrogate)	15.64	4871	9.670 ug/KG
Target Compounds			
1) H GRO C6-C10	8.46	204533	553.658 ug/KG

Data File : C:\HPCHEM\1\DATA\051420\05142008.D  
Acq On : 14 May 2020 7:45 pm  
Sample : VOA8 500 ICAL 051420  
Misc : ICAL2SW\_8015S-GRO  
IntFile : GRO.E  
Quant Time: May 15 9:50 2020 Quant Results File: 051420S.RES

Vial: 25  
Operator: S MCQUINN  
Inst : voa8  
Multiplr: 1.00

Quant Method : C:\HPCHEM\1...\051420S.M (Chemstation Integrator)  
Title : GC-PT c6-10 SOIL  
Last Update : Fri May 15 09:46:45 2020  
Response via : Multiple Level Calibration  
DataAcq Meth : 051420S.M

Volume Inj. :  
Signal Phase :  
Signal Info :



Data File : C:\HPCHEM\1\DATA\051420\05142009.D Vial: 26  
Acq On : 14 May 2020 8:14 pm Operator: S MCQUINN  
Sample : VOA8 1000 ICAL 051420 Inst : voa8  
Misc : ICAL3SW\_8015S-GRO Multiplr: 1.00  
IntFile : GRO.E  
Quant Time: May 15 9:49 2020 Quant Results File: 051420S.RES

Quant Method : C:\HPCHEM\1...\051420S.M (Chemstation Integrator)  
Title : GC-PT c6-10 SOIL  
Last Update : Fri May 15 09:46:45 2020  
Response via : Initial Calibration  
DataAcq Meth : 051420S.M

Volume Inj. :  
Signal Phase :  
Signal Info :

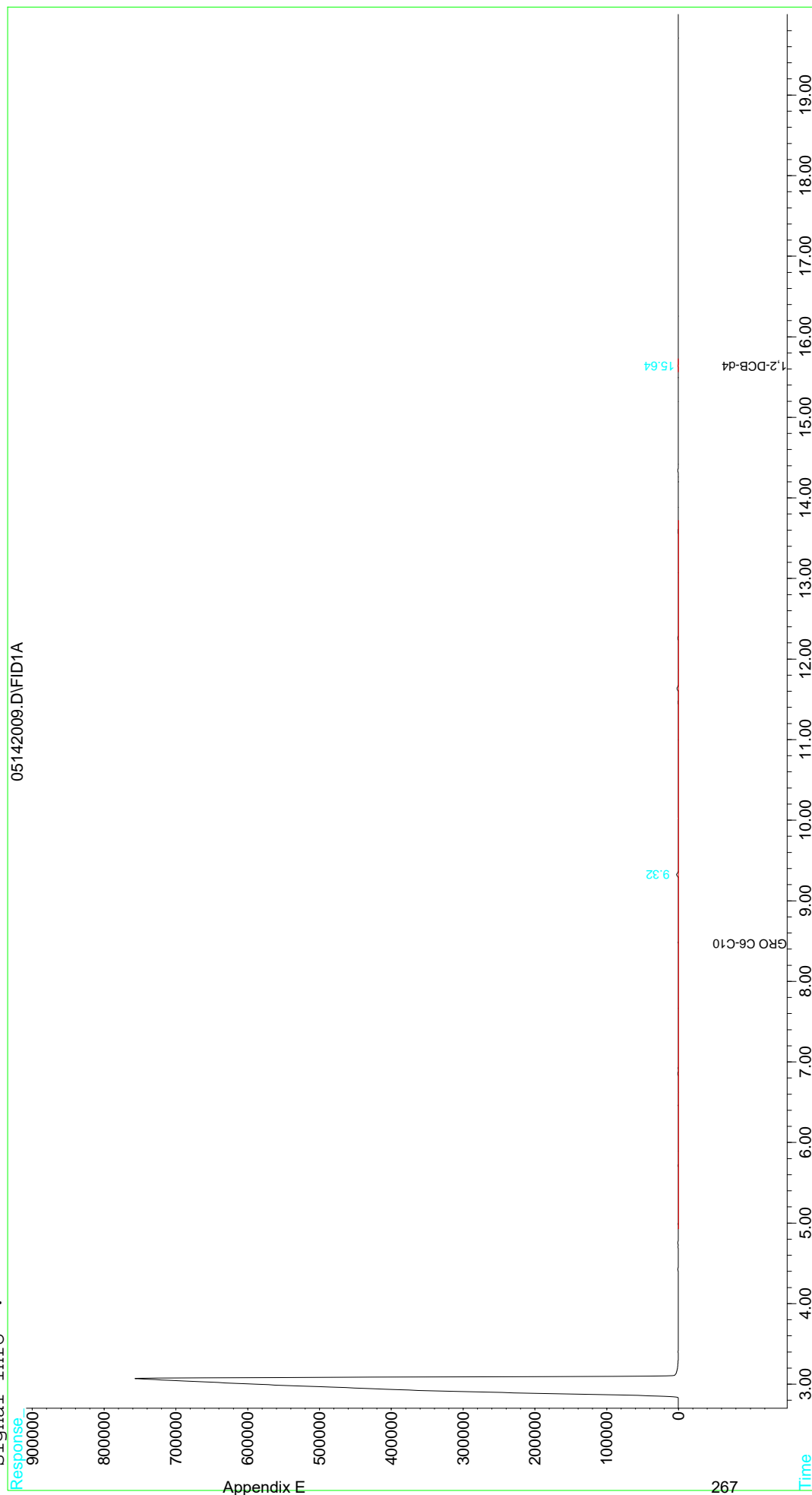
Compound	R.T.	Response	Conc Units
-----			
System Monitoring Compounds			
2) S 1,2-DCB-d4 (Surrogate)	15.64	11814	23.455 ug/KG
Target Compounds			
1) H GRO C6-C10	8.46	401978	1088.128 ug/KG

Data File : C:\HPCHEM\1\DATA\051420\05142009.D  
Acq On : 14 May 2020 8:14 pm  
Sample : VOA8 1000 ICAL 051420  
Misc : ICAL3SW\_8015S-GRO  
IntFile : GRO.E  
Quant Time: May 15 9:49 2020 Quant Results File: 051420S.RES

Vial: 26  
Operator: S MCQUINN  
Inst : voa8  
Multiplr: 1.00

Quant Method : C:\HPCHEM\1...\051420S.M (Chemstation Integrator)  
Title : GC-PT c6-10 SOIL  
Last Update : Fri May 15 09:46:45 2020  
Response via : Multiple Level Calibration  
DataAcq Meth : 051420S.M

Volume Inj. :  
Signal Phase :  
Signal Info :



Data File : C:\HPCHEM\1\DATA\051420\05142010.D Vial: 27  
Acq On : 14 May 2020 8:44 pm Operator: S MCQUINN  
Sample : VOA8 2000 ICAL 051420 Inst : voa8  
Misc : ICAL4SW\_8015S-GRO Multiplr: 1.00  
IntFile : GRO.E  
Quant Time: May 15 9:50 2020 Quant Results File: 051420S.RES

Quant Method : C:\HPCHEM\1...\051420S.M (Chemstation Integrator)  
Title : GC-PT c6-10 SOIL  
Last Update : Fri May 15 09:46:45 2020  
Response via : Initial Calibration  
DataAcq Meth : 051420S.M

Volume Inj. :  
Signal Phase :  
Signal Info :

Compound	R.T.	Response	Conc Units
-----			
System Monitoring Compounds			
2) S 1,2-DCB-d4 (Surrogate)	15.64	22957	45.580 ug/KG
Target Compounds			
1) H GRO C6-C10	8.46	769449	2082.850 ug/KG

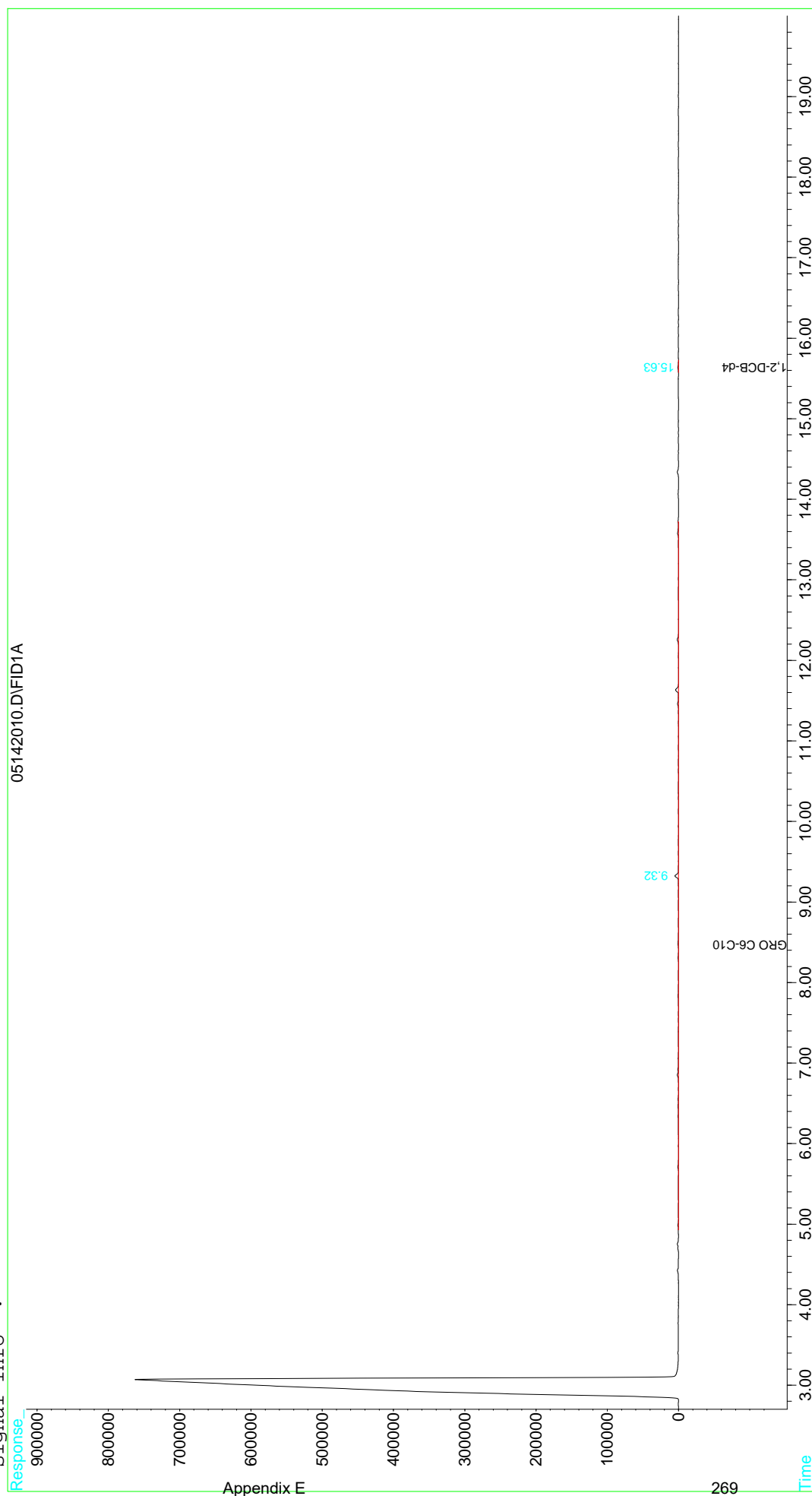


Data File : C:\HPCHEM\1\DATA\051420\05142010.D  
Acq On : 14 May 2020 8:44 pm  
Sample : VOA8 2000 ICAL 051420  
Misc : ICAL4SW\_8015S-GRO  
IntFile : GRO.E  
Quant Time: May 15 9:50 2020 Quant Results File: 051420S.RES

Vial: 27  
Operator: S MCQUINN  
Inst : voa8  
Multiplr: 1.00

Quant Method : C:\HPCHEM\1...\051420S.M (Chemstation Integrator)  
Title : GC-PT c6-10 SOIL  
Last Update : Fri May 15 09:46:45 2020  
Response via : Multiple Level Calibration  
DataAcq Meth : 051420S.M

Volume Inj. :  
Signal Phase :  
Signal Info :



Data File : C:\HPCHEM\1\DATA\051420\05142011.D Vial: 28  
Acq On : 14 May 2020 9:14 pm Operator: S MCQUINN  
Sample : VOA8 5000 ICAL 051420 Inst : voa8  
Misc : ICAL5SW\_8015S-GRO Multiplr: 1.00  
IntFile : GRO.E  
Quant Time: May 15 9:50 2020 Quant Results File: 051420S.RES

Quant Method : C:\HPCHEM\1...\051420S.M (Chemstation Integrator)  
Title : GC-PT c6-10 SOIL  
Last Update : Fri May 15 09:46:45 2020  
Response via : Initial Calibration  
DataAcq Meth : 051420S.M

Volume Inj. :  
Signal Phase :  
Signal Info :

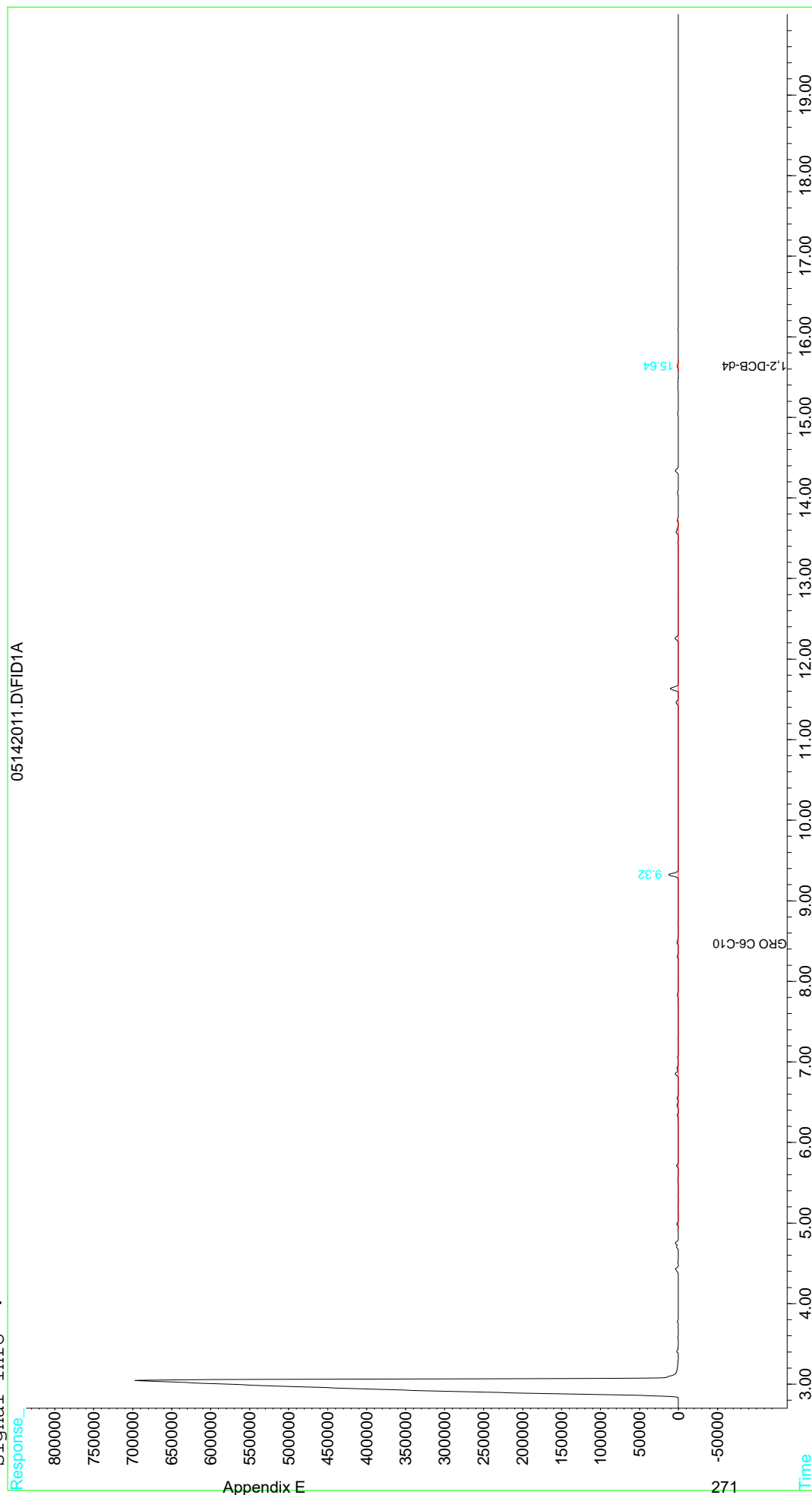
Compound	R.T.	Response	Conc Units
-----			
System Monitoring Compounds			
2) S 1,2-DCB-d4 (Surrogate)	15.64	47480	94.268 ug/KG
Target Compounds			
1) H GRO C6-C10	8.46	1924959	5210.742 ug/KG

Data File : C:\HPCHEM\1\DATA\051420\05142011.D  
Acq On : 14 May 2020 9:14 pm  
Sample : VOA8 5000 ICAL 051420  
Misc : ICAL5SW\_8015S-GRO  
IntFile : GRO.E  
Quant Time: May 15 9:50 2020 Quant Results File: 051420S.RES

Vial: 28  
Operator: S MCQUINN  
Inst : voa8  
Multiplr: 1.00

Quant Method : C:\HPCHEM\1...\051420S.M (Chemstation Integrator)  
Title : GC-PT c6-10 SOIL  
Last Update : Fri May 15 09:46:45 2020  
Response via : Multiple Level Calibration  
DataAcq Meth : 051420S.M

Volume Inj. :  
Signal Phase :  
Signal Info :



Data File : C:\HPCHEM\1\DATA\051420\05142012.D Vial: 29  
Acq On : 14 May 2020 9:44 pm Operator: S MCQUINN  
Sample : VOA8 10000 ICAL 051420 Inst : voa8  
Misc : ICAL6SW\_8015S-GRO Multiplr: 1.00  
IntFile : GRO.E  
Quant Time: May 15 9:50 2020 Quant Results File: 051420S.RES

Quant Method : C:\HPCHEM\1...\051420S.M (Chemstation Integrator)  
Title : GC-PT c6-10 SOIL  
Last Update : Fri May 15 09:46:45 2020  
Response via : Initial Calibration  
DataAcq Meth : 051420S.M

Volume Inj. :  
Signal Phase :  
Signal Info :

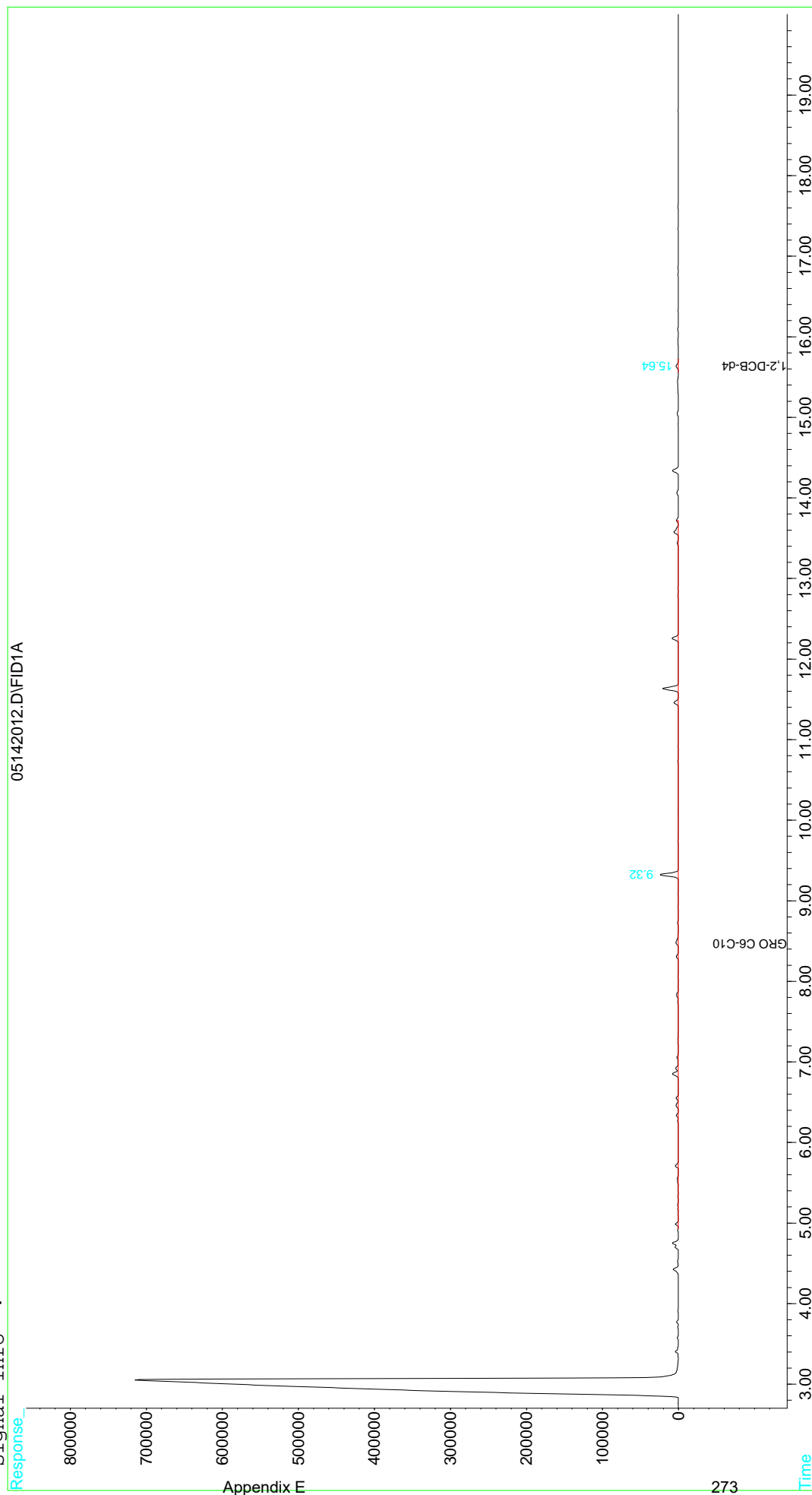
Compound	R.T.	Response	Conc Units
-----			
System Monitoring Compounds			
2) S 1,2-DCB-d4 (Surrogate)	15.64	93561	185.761 ug/KG
Target Compounds			
1) H GRO C6-C10	8.46	3720789	10071.941 ug/KG

Data File : C:\HPCHEM\1\DATA\051420\05142012.D  
Acq On : 14 May 2020 9:44 pm  
Sample : VOA8 10000 ICAL 051420  
Misc : ICAL6SW\_8015S-GRO  
IntFile : GRO.E  
Quant Time: May 15 9:50 2020 Quant Results File: 051420S.RES

Vial: 29  
Operator: S MCQUINN  
Inst : voa8  
Multiplr: 1.00

Quant Method : C:\HPCHEM\1...\051420S.M (Chemstation Integrator)  
Title : GC-PT c6-10 SOIL  
Last Update : Fri May 15 09:46:45 2020  
Response via : Multiple Level Calibration  
DataAcq Meth : 051420S.M

Volume Inj. :  
Signal Phase :  
Signal Info :



Appendix E

Data File : C:\HPCHEM\1\DATA\051420\05142014.D Vial: 30  
Acq On : 14 May 2020 10:43 pm Operator: S MCQUINN  
Sample : VOA8 ICV 051420 Inst : voa8  
Misc : ICV SW\_8015S-GRO Multiplr: 1.00  
IntFile : GRO.E

Method : C:\HPCHEM\1\METHODS\2019\051420S.M (Chemstation Integrator)  
Title : GC-PT c6-10 SOIL  
Last Update : Fri May 15 09:54:41 2020  
Response via : Multiple Level Calibration

Min. RRF : 0.000 Min. Rel. Area : 50% Max. R.T. Dev 0.50min  
Max. RRF Dev : 15% Max. Rel. Area : 150%

	Compound	Amount	Calc.	%Dev	Area%	Dev(min)
1 H	GRO C6-C10	2000.000	2336.956	-16.8#	117	0.00
2 S	1,2-DCB-d4 (Surrogate)	50.000	49.827	0.3	102	0.00

Data File : C:\HPCHEM\1\DATA\051420\05142014.D Vial: 30  
Acq On : 14 May 2020 10:43 pm Operator: S MCQUINN  
Sample : VOA8 ICV 051420 Inst : voa8  
Misc : ICV SW\_8015S-GRO Multiplr: 1.00  
IntFile : GRO.E

Method : C:\HPCHEM\1\METHODS\2019\051420S.M (Chemstation Integrator)  
Title : GC-PT c6-10 SOIL  
Last Update : Fri May 15 09:54:41 2020  
Response via : Multiple Level Calibration

Min. RRF : 0.000 Min. Rel. Area : 50% Max. R.T. Dev 0.50min  
Max. RRF Dev : 15% Max. Rel. Area : 150%

Compound	Amount	Calc.	%Dev	Area%	Dev(min)
----------	--------	-------	------	-------	----------

---

Data File : C:\HPCHEM\1\DATA\051420\05142014.D Vial: 30  
Acq On : 14 May 2020 10:43 pm Operator: S MCQUINN  
Sample : VOA8 ICV 051420 Inst : voa8  
Misc : ICV SW\_8015S-GRO Multiplr: 1.00  
IntFile : GRO.E  
Quant Time: May 15 9:55 2020 Quant Results File: 051420S.RES

Quant Method : C:\HPCHEM\1...\051420S.M (Chemstation Integrator)  
Title : GC-PT c6-10 SOIL  
Last Update : Fri May 15 09:54:41 2020  
Response via : Initial Calibration  
DataAcq Meth : 051420S.M

Volume Inj. :  
Signal Phase :  
Signal Info :

Compound	R.T.	Response	Conc Units
-----			
System Monitoring Compounds			
2) S 1,2-DCB-d4 (Surrogate)	15.64	23406	49.827 ug/KG
Target Compounds			
1) H GRO C6-C10	8.46	902087	2336.956 ug/KG

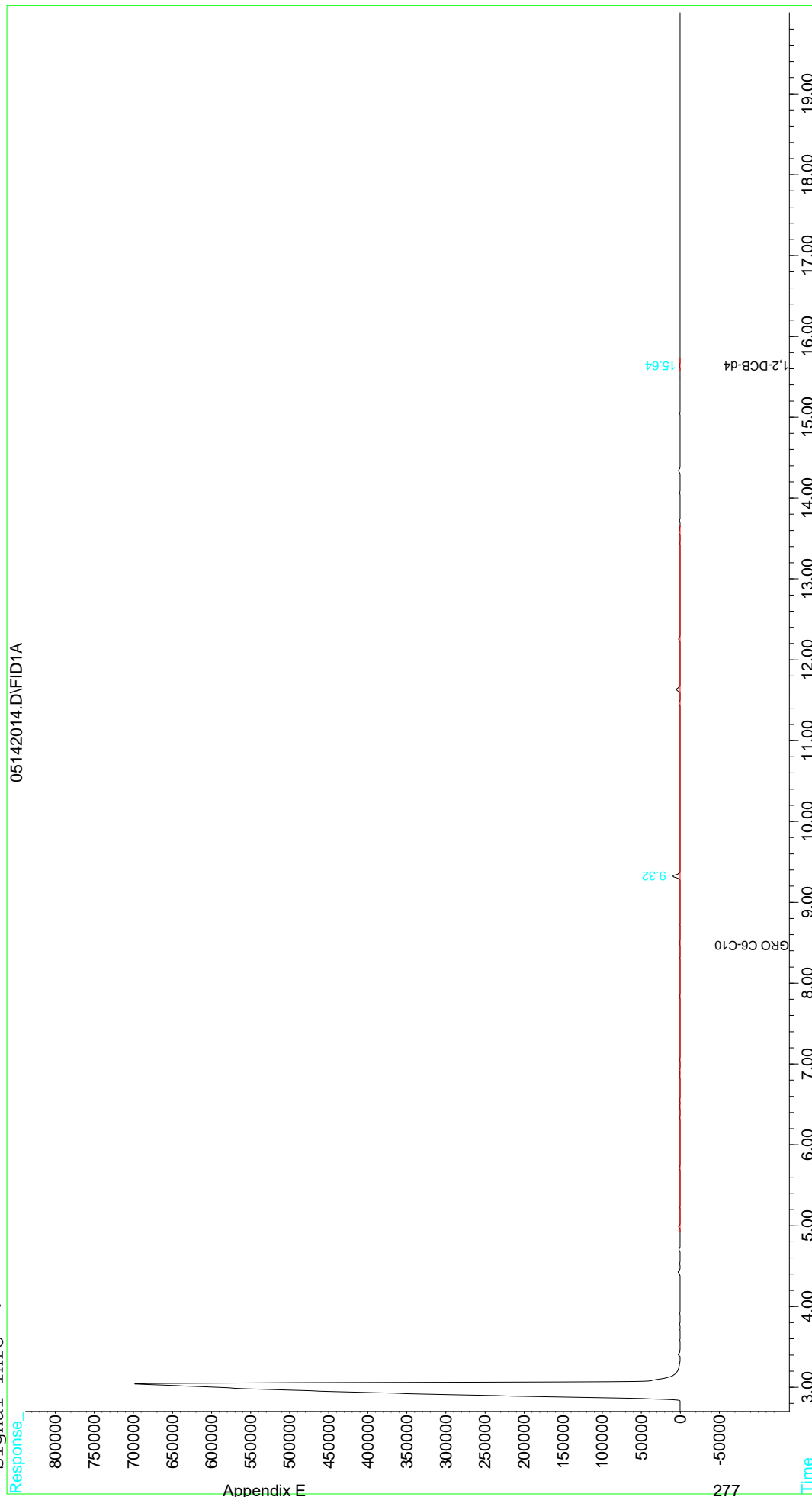


Data File : C:\HPCHEM\1\DATA\051420\05142014.D  
 Acq On : 14 May 2020 10:43 pm  
 Sample : VOA8 ICV 051420  
 Misc : ICV SW\_8015S-GRO  
 IntFile : GRO.E  
 Quant Time: May 15 9:55 2020 Quant Results File: 051420S.RES

Vial: 30  
 Operator: S MCQUINN  
 Inst : voa8  
 Multiplr: 1.00

Quant Method : C:\HPCHEM\1...\051420S.M (Chemstation Integrator)  
 Title : GC-PT c6-10 SOIL  
 Last Update : Fri May 15 09:54:41 2020  
 Response via : Multiple Level Calibration  
 DataAcq Meth : 051420S.M

Volume Inj. :  
 Signal Phase :  
 Signal Info :



Appendix E

277

## Form I

CLIENT SAMPLE NO.

TAFBS-S-66

Lab Name: RTI Laboratories, Inc. Contract:Lab Code: GLEN01 ClientID: USA17 SAS No.: SDG No.: 2006454Matrix: Soil Lab Sample ID: 2006454-001ASample wt/vol: 0.03002Kg Lab File ID: 07072010.DLevel: (low/med) LOW Date Collected: 6/22/2020 8:08 AM% Moisture: 2.342342 Date Received: 6/23/2020 9:45 AMExtract Volume: 1000(ul) Date Analyzed: 7/7/2020 3:45 PMSeq Number: 2312503 Dilution Factor: 1.00GC Column: Rtx-5 Batch ID: 51983Column ID: Rtx-5 cat10255(mm)CAS NO. COMPOUND CONC. UNITS:  $\mu\text{g/Kg-dry}$  Q DL LOD LOQ

DRO	Diesel Range Organics C10-C28	5600		620	680	1700
-----	-------------------------------	------	--	-----	-----	------

SW8015B

## Form I

CLIENT SAMPLE NO.

TAFBS-S-67

Lab Name: RTI Laboratories, Inc. Contract:Lab Code: GLEN01 ClientID: USA17 SAS No.: SDG No.: 2006454Matrix: Soil Lab Sample ID: 2006454-002ASample wt/vol: 0.01501Kg Lab File ID: 07162021.DLevel: (low/med) LOW Date Collected: 6/22/2020 8:26 AM% Moisture: 5.219012 Date Received: 6/23/2020 9:45 AMExtract Volume: 1000(ul) Date Analyzed: 7/16/2020 7:59 PMSeq Number: 2316954 Dilution Factor: 1.00GC Column: Rtx-5 Batch ID: 52015Column ID: Rtx-5 cat10255(mm)

CAS NO.	COMPOUND	CONC. UNITS: µg/Kg-dry	Q	DL	LOD	LOQ
DRO	Diesel Range Organics C10-C28	650000	H	1300	1400	3500

SW8015B

## Form I

CLIENT SAMPLE NO.

TAFBS-S-68

Lab Name: RTI Laboratories, Inc. Contract:Lab Code: GLEN01 ClientID: USA17 SAS No.: SDG No.: 2006454Matrix: Soil Lab Sample ID: 2006454-003ASample wt/vol: 0.03006Kg Lab File ID: 07072012.DLevel: (low/med) LOW Date Collected: 6/22/2020 8:38 AM% Moisture: 4.185218 Date Received: 6/23/2020 9:45 AMExtract Volume: 1000(ul) Date Analyzed: 7/7/2020 4:41 PMSeq Number: 2312505 Dilution Factor: 1.00GC Column: Rtx-5 Batch ID: 51983Column ID: Rtx-5 cat10255(mm)CAS NO. COMPOUND CONC. UNITS:  $\mu\text{g/Kg-dry}$  Q DL LOD LOQ

DRO	Diesel Range Organics C10-C28	280000		630	690	1700
-----	-------------------------------	--------	--	-----	-----	------

SW8015B

## Form I

CLIENT SAMPLE NO.

TAFBS-S-69

Lab Name: RTI Laboratories, Inc. Contract:Lab Code: GLEN01 ClientID: USA17 SAS No.: SDG No.: 2006454Matrix: Soil Lab Sample ID: 2006454-004ASample wt/vol: 0.03005Kg Lab File ID: 07072013.DLevel: (low/med) LOW Date Collected: 6/22/2020 8:51 AM% Moisture: 3.262787 Date Received: 6/23/2020 9:45 AMExtract Volume: 1000(ul) Date Analyzed: 7/7/2020 5:10 PMSeq Number: 2312506 Dilution Factor: 1.00GC Column: Rtx-5 Batch ID: 51983Column ID: Rtx-5 cat10255(mm)CAS NO. COMPOUND CONC. UNITS:  $\mu\text{g/Kg-dry}$  Q DL LOD LOQ

DRO	Diesel Range Organics C10-C28	84000		630	690	1700
-----	-------------------------------	-------	--	-----	-----	------

SW8015B

## Form I

CLIENT SAMPLE NO.

TAFBS-S-70

Lab Name: RTI Laboratories, Inc. Contract:Lab Code: GLEN01 ClientID: USA17 SAS No.: SDG No.: 2006454Matrix: Soil Lab Sample ID: 2006454-005ASample wt/vol: 0.03007Kg Lab File ID: 07072014.DLevel: (low/med) LOW Date Collected: 6/22/2020 8:59 AM% Moisture: 3.574397 Date Received: 6/23/2020 9:45 AMExtract Volume: 1000(ul) Date Analyzed: 7/7/2020 5:38 PMSeq Number: 2312507 Dilution Factor: 1.00GC Column: Rtx-5 Batch ID: 51983Column ID: Rtx-5 cat10255(mm)CAS NO. COMPOUND CONC. UNITS:  $\mu\text{g/Kg-dry}$  Q DL LOD LOQ

DRO	Diesel Range Organics C10-C28	12000		630	690	1700
-----	-------------------------------	-------	--	-----	-----	------

SW8015B

## Form I

CLIENT SAMPLE NO.

TAFBS-S-71

Lab Name: RTI Laboratories, Inc. Contract:Lab Code: GLEN01 ClientID: USA17 SAS No.: SDG No.: 2006454Matrix: Soil Lab Sample ID: 2006454-006ASample wt/vol: 0.03009Kg Lab File ID: 07072031.DLevel: (low/med) LOW Date Collected: 6/22/2020 9:11 AM% Moisture: 2.044154 Date Received: 6/23/2020 9:45 AMExtract Volume: 5000(ul) Date Analyzed: 7/8/2020 1:33 AMSeq Number: 2312524 Dilution Factor: 1.00GC Column: Rtx-5 Batch ID: 51983Column ID: Rtx-5 cat10255(mm)CAS NO. COMPOUND CONC. UNITS:  $\mu\text{g/Kg-dry}$  Q DL LOD LOQ

DRO	Diesel Range Organics C10-C28	3400	U	3100	3400	8500
-----	-------------------------------	------	---	------	------	------

SW8015B

## Form I

CLIENT SAMPLE NO.

TAFBS-S-1

Lab Name: RTI Laboratories, Inc. Contract:Lab Code: GLEN01 ClientID: USA17 SAS No.: SDG No.: 2006454Matrix: Soil Lab Sample ID: 2006454-007ASample wt/vol: 0.03002Kg Lab File ID: 07072015.DLevel: (low/med) LOW Date Collected: 6/22/2020 9:30 AM% Moisture: 6.244344 Date Received: 6/23/2020 9:45 AMExtract Volume: 1000(ul) Date Analyzed: 7/7/2020 6:06 PMSeq Number: 2312508 Dilution Factor: 1.00GC Column: Rtx-5 Batch ID: 51983Column ID: Rtx-5 cat10255(mm)CAS NO. COMPOUND CONC. UNITS:  $\mu\text{g/Kg-dry}$  Q DL LOD LOQ

DRO	Diesel Range Organics C10-C28	12000		650	710	1800
-----	-------------------------------	-------	--	-----	-----	------

SW8015B



## Form I

CLIENT SAMPLE NO.

TAFBS-S-2

Lab Name: RTI Laboratories, Inc. Contract:Lab Code: GLEN01 ClientID: USA17 SAS No.: SDG No.: 2006454Matrix: Soil Lab Sample ID: 2006454-008ASample wt/vol: 0.01506Kg Lab File ID: 07162022.DLevel: (low/med) LOW Date Collected: 6/22/2020 9:46 AM% Moisture: 2.056555 Date Received: 6/23/2020 9:45 AMExtract Volume: 1000(ul) Date Analyzed: 7/16/2020 8:27 PMSeq Number: 2316955 Dilution Factor: 1.00GC Column: Rtx-5 Batch ID: 52015Column ID: Rtx-5 cat10255(mm)CAS NO. COMPOUND CONC. UNITS:  $\mu\text{g/Kg-dry}$  Q DL LOD LOQ

DRO	Diesel Range Organics C10-C28	20000	H	1200	1400	3400
-----	-------------------------------	-------	---	------	------	------

SW8015B

## Form I

CLIENT SAMPLE NO.

TAFBS-S-3

Lab Name: RTI Laboratories, Inc. Contract:Lab Code: GLEN01 ClientID: USA17 SAS No.: SDG No.: 2006454Matrix: Soil Lab Sample ID: 2006454-009ASample wt/vol: 0.01506Kg Lab File ID: 07162023.DLevel: (low/med) LOW Date Collected: 6/22/2020 9:58 AM% Moisture: 2.750665 Date Received: 6/23/2020 9:45 AMExtract Volume: 1000(ul) Date Analyzed: 7/16/2020 8:54 PMSeq Number: 2316956 Dilution Factor: 1.00GC Column: Rtx-5 Batch ID: 52015Column ID: Rtx-5 cat10255(mm)

CAS NO.	COMPOUND	CONC.	UNITS: $\mu\text{g/Kg-dry}$	Q	DL	LOD	LOQ
DRO	Diesel Range Organics C10-C28	1400	UH	1200	1400	3400	

SW8015B

## Form I

CLIENT SAMPLE NO.

TAFBS-S-4

Lab Name: RTI Laboratories, Inc. Contract:Lab Code: GLEN01 ClientID: USA17 SAS No.: SDG No.: 2006454Matrix: Soil Lab Sample ID: 2006454-010ASample wt/vol: 0.03007Kg Lab File ID: 07072018.DLevel: (low/med) LOW Date Collected: 6/22/2020 10:09 AM% Moisture: 3.085299 Date Received: 6/23/2020 9:45 AMExtract Volume: 1000(ul) Date Analyzed: 7/7/2020 7:30 PMSeq Number: 2312511 Dilution Factor: 1.00GC Column: Rtx-5 Batch ID: 51983Column ID: Rtx-5 cat10255(mm)CAS NO. COMPOUND CONC. UNITS:  $\mu\text{g/Kg-dry}$  Q DL LOD LOQ

DRO	Diesel Range Organics C10-C28	37000		620	690	1700
-----	-------------------------------	-------	--	-----	-----	------

SW8015B

## Form I

CLIENT SAMPLE NO.

TAFBS-S-5

Lab Name: RTI Laboratories, Inc. Contract:Lab Code: GLEN01 ClientID: USA17 SAS No.: SDG No.: 2006454Matrix: Soil Lab Sample ID: 2006454-011ASample wt/vol: 0.03009Kg Lab File ID: 07072019.DLevel: (low/med) LOW Date Collected: 6/22/2020 10:21 AM% Moisture: 3.187614 Date Received: 6/23/2020 9:45 AMExtract Volume: 1000(ul) Date Analyzed: 7/7/2020 7:58 PMSeq Number: 2312512 Dilution Factor: 1.00GC Column: Rtx-5 Batch ID: 51983Column ID: Rtx-5 cat10255(mm)

CAS NO.	COMPOUND	CONC. UNITS: µg/Kg-dry	Q	DL	LOD	LOQ
DRO	Diesel Range Organics C10-C28	20000		620	690	1700

SW8015B

## Form I

CLIENT SAMPLE NO.

TAFBS-S-6

Lab Name: RTI Laboratories, Inc. Contract:Lab Code: GLEN01 ClientID: USA17 SAS No.: SDG No.: 2006454Matrix: Soil Lab Sample ID: 2006454-012ASample wt/vol: 0.01506Kg Lab File ID: 07162024.DLevel: (low/med) LOW Date Collected: 6/22/2020 10:34 AM% Moisture: 7.510917 Date Received: 6/23/2020 9:45 AMExtract Volume: 1000(ul) Date Analyzed: 7/16/2020 9:22 PMSeq Number: 2316957 Dilution Factor: 1.00GC Column: Rtx-5 Batch ID: 52015Column ID: Rtx-5 cat10255(mm)

CAS NO.	COMPOUND	CONC. UNITS: µg/Kg-dry	Q	DL	LOD	LOQ
DRO	Diesel Range Organics C10-C28	200000	H	1300	1400	3600

SW8015B

## Form I

CLIENT SAMPLE NO.

TAFBS-S-65

Lab Name: RTI Laboratories, Inc. Contract:Lab Code: GLEN01 ClientID: USA17 SAS No.: SDG No.: 2006454Matrix: Soil Lab Sample ID: 2006454-013ASample wt/vol: 0.03007Kg Lab File ID: 07072033.DLevel: (low/med) LOW Date Collected: 6/22/2020 10:54 AM% Moisture: 5.8927 Date Received: 6/23/2020 9:45 AMExtract Volume: 5000(ul) Date Analyzed: 7/8/2020 2:29 AMSeq Number: 2312526 Dilution Factor: 1.00GC Column: Rtx-5 Batch ID: 51983Column ID: Rtx-5 cat10255(mm)CAS NO. COMPOUND CONC. UNITS:  $\mu\text{g/Kg-dry}$  Q DL LOD LOQ

DRO	Diesel Range Organics C10-C28	71000		3200	3500	8800
-----	-------------------------------	-------	--	------	------	------

SW8015B

## Form I

CLIENT SAMPLE NO.

TAFBS-S-64

Lab Name: RTI Laboratories, Inc. Contract:Lab Code: GLEN01 ClientID: USA17 SAS No.: SDG No.: 2006454Matrix: Soil Lab Sample ID: 2006454-014ASample wt/vol: 0.01005Kg Lab File ID: 07072023.DLevel: (low/med) LOW Date Collected: 6/22/2020 11:01 AM% Moisture: 11.74979 Date Received: 6/23/2020 9:45 AMExtract Volume: 1000(ul) Date Analyzed: 7/7/2020 9:50 PMSeq Number: 2312516 Dilution Factor: 1.00GC Column: Rtx-5 Batch ID: 51983Column ID: Rtx-5 cat10255(mm)CAS NO. COMPOUND CONC. UNITS:  $\mu\text{g/Kg-dry}$  Q DL LOD LOQ

DRO	Diesel Range Organics C10-C28	2300	UX	2000	2300	5600
-----	-------------------------------	------	----	------	------	------

SW8015B

## Form I

CLIENT SAMPLE NO.

TAFBS-S-63

Lab Name: RTI Laboratories, Inc. Contract:Lab Code: GLEN01 ClientID: USA17 SAS No.: SDG No.: 2006454Matrix: Soil Lab Sample ID: 2006454-015ASample wt/vol: 0.03008Kg Lab File ID: 07072026.DLevel: (low/med) LOW Date Collected: 6/22/2020 11:18 AM% Moisture: 7.939189 Date Received: 6/23/2020 9:45 AMExtract Volume: 1000(ul) Date Analyzed: 7/7/2020 11:14 PMSeq Number: 2312519 Dilution Factor: 1.00GC Column: Rtx-5 Batch ID: 51983Column ID: Rtx-5 cat10255(mm)

CAS NO.	COMPOUND	CONC.	UNITS: µg/Kg-dry	Q	DL	LOD	LOQ
DRO	Diesel Range Organics C10-C28	720	U	660	720	1800	

SW8015B



## Form I

CLIENT SAMPLE NO.

TAFBS-S-62

Lab Name: RTI Laboratories, Inc. Contract:Lab Code: GLEN01 ClientID: USA17 SAS No.: SDG No.: 2006454Matrix: Soil Lab Sample ID: 2006454-016ASample wt/vol: 0.03001Kg Lab File ID: 07072034.DLevel: (low/med) LOW Date Collected: 6/22/2020 11:31 AM% Moisture: 3.608661 Date Received: 6/23/2020 9:45 AMExtract Volume: 5000(ul) Date Analyzed: 7/8/2020 2:56 AMSeq Number: 2312527 Dilution Factor: 1.00GC Column: Rtx-5 Batch ID: 51983Column ID: Rtx-5 cat10255(mm)CAS NO. COMPOUND CONC. UNITS:  $\mu\text{g/Kg-dry}$  Q DL LOD LOQ

DRO	Diesel Range Organics C10-C28	48000		3100	3500	8600
-----	-------------------------------	-------	--	------	------	------

SW8015B

## Form I

CLIENT SAMPLE NO.

TAFBS-S-61

Lab Name: RTI Laboratories, Inc. Contract:Lab Code: GLEN01 ClientID: USA17 SAS No.: SDG No.: 2006454Matrix: Soil Lab Sample ID: 2006454-017ASample wt/vol: 0.03005Kg Lab File ID: 07072027.DLevel: (low/med) LOW Date Collected: 6/22/2020 11:41 AM% Moisture: 6.095407 Date Received: 6/23/2020 9:45 AMExtract Volume: 1000(ul) Date Analyzed: 7/7/2020 11:42 PMSeq Number: 2312520 Dilution Factor: 1.00GC Column: Rtx-5 Batch ID: 51983Column ID: Rtx-5 cat10255(mm)CAS NO. COMPOUND CONC. UNITS:  $\mu\text{g/Kg-dry}$  Q DL LOD LOQ

DRO	Diesel Range Organics C10-C28	710	U	640	710	1800
-----	-------------------------------	-----	---	-----	-----	------

SW8015B

## Form I

CLIENT SAMPLE NO.

TAFBS-S-60

Lab Name: RTI Laboratories, Inc. Contract:Lab Code: GLEN01 ClientID: USA17 SAS No.: SDG No.: 2006454Matrix: Soil Lab Sample ID: 2006454-018ASample wt/vol: 0.01505Kg Lab File ID: 07162037.DLevel: (low/med) LOW Date Collected: 6/22/2020 11:50 AM% Moisture: 2.481618 Date Received: 6/23/2020 9:45 AMExtract Volume: 1000(ul) Date Analyzed: 7/17/2020 3:16 AMSeq Number: 2316968 Dilution Factor: 1.00GC Column: Rtx-5 Batch ID: 52015Column ID: Rtx-5 cat10255(mm)

CAS NO.	COMPOUND	CONC.	UNITS: µg/Kg-dry	Q	DL	LOD	LOQ
DRO	Diesel Range Organics C10-C28	1400	UH	1200	1400	3400	

SW8015B

## Form I

CLIENT SAMPLE NO.

TAFBS-S-59

Lab Name: RTI Laboratories, Inc. Contract:Lab Code: GLEN01 ClientID: USA17 SAS No.: SDG No.: 2006454Matrix: Soil Lab Sample ID: 2006454-019ASample wt/vol: 0.03007Kg Lab File ID: 07072029.DLevel: (low/med) LOW Date Collected: 6/22/2020 12:02 PM% Moisture: 8.07993 Date Received: 6/23/2020 9:45 AMExtract Volume: 1000(ul) Date Analyzed: 7/8/2020 12:38 AMSeq Number: 2312522 Dilution Factor: 1.00GC Column: Rtx-5 Batch ID: 51983Column ID: Rtx-5 cat10255(mm)CAS NO. COMPOUND CONC. UNITS:  $\mu\text{g/Kg-dry}$  Q DL LOD LOQ

DRO	Diesel Range Organics C10-C28	720	U	660	720	1800
-----	-------------------------------	-----	---	-----	-----	------

SW8015B

## Form I

CLIENT SAMPLE NO.

TAFBS-S-58

Lab Name: RTI Laboratories, Inc. Contract:Lab Code: GLEN01 ClientID: USA17 SAS No.: SDG No.: 2006454Matrix: Soil Lab Sample ID: 2006454-020ASample wt/vol: 0.03002Kg Lab File ID: 07072030.DLevel: (low/med) LOW Date Collected: 6/22/2020 12:19 PM% Moisture: 7.760928 Date Received: 6/23/2020 9:45 AMExtract Volume: 1000(ul) Date Analyzed: 7/8/2020 1:05 AMSeq Number: 2312523 Dilution Factor: 1.00GC Column: Rtx-5 Batch ID: 51983Column ID: Rtx-5 cat10255(mm)CAS NO. COMPOUND CONC. UNITS:  $\mu\text{g/Kg-dry}$  Q DL LOD LOQ

DRO	Diesel Range Organics C10-C28	720	U	660	720	1800
-----	-------------------------------	-----	---	-----	-----	------

SW8015B

## Form I

CLIENT SAMPLE NO.

TAFBS-S-57

Lab Name: RTI Laboratories, Inc. Contract:Lab Code: GLEN01 ClientID: USA17 SAS No.: SDG No.: 2006454Matrix: Soil Lab Sample ID: 2006454-021ASample wt/vol: 0.03009Kg Lab File ID: 07092008.DLevel: (low/med) LOW Date Collected: 6/22/2020 12:28 PM% Moisture: 6.210191 Date Received: 6/23/2020 9:45 AMExtract Volume: 1000(ul) Date Analyzed: 7/9/2020 1:45 PMSeq Number: 2313857 Dilution Factor: 1.00GC Column: Rtx-5 Batch ID: 51991Column ID: Rtx-5 cat10255(mm)

CAS NO.	COMPOUND	CONC.	UNITS: µg/Kg-dry	Q	DL	LOD	LOQ
DRO	Diesel Range Organics C10-C28	710	UQ	640	710	1800	

SW8015B

## Form I

CLIENT SAMPLE NO.

TAFBS-S-56

Lab Name: RTI Laboratories, Inc. Contract:Lab Code: GLEN01 ClientID: USA17 SAS No.: SDG No.: 2006454Matrix: Soil Lab Sample ID: 2006454-022ASample wt/vol: 0.03008Kg Lab File ID: 07092009.DLevel: (low/med) LOW Date Collected: 6/22/2020 12:36 PM% Moisture: 13.0809 Date Received: 6/23/2020 9:45 AMExtract Volume: 1000(ul) Date Analyzed: 7/9/2020 2:13 PMSeq Number: 2313858 Dilution Factor: 1.00GC Column: Rtx-5 Batch ID: 51991Column ID: Rtx-5 cat10255(mm)CAS NO. COMPOUND CONC. UNITS:  $\mu\text{g/Kg-dry}$  Q DL LOD LOQ

DRO	Diesel Range Organics C10-C28	760	UQ	700	760	1900
-----	-------------------------------	-----	----	-----	-----	------

SW8015B

## Form I

CLIENT SAMPLE NO.

TAFBS-S-55

Lab Name: RTI Laboratories, Inc. Contract:Lab Code: GLEN01 ClientID: USA17 SAS No.: SDG No.: 2006454Matrix: Soil Lab Sample ID: 2006454-023ASample wt/vol: 0.03007Kg Lab File ID: 07092010.DLevel: (low/med) LOW Date Collected: 6/22/2020 12:48 PM% Moisture: 6.914434 Date Received: 6/23/2020 9:45 AMExtract Volume: 1000(ul) Date Analyzed: 7/9/2020 2:42 PMSeq Number: 2313859 Dilution Factor: 1.00GC Column: Rtx-5 Batch ID: 51991Column ID: Rtx-5 cat10255(mm)

CAS NO.	COMPOUND	CONC. UNITS: µg/Kg-dry	Q	DL	LOD	LOQ
DRO	Diesel Range Organics C10-C28	710	UQ	650	710	1800

SW8015B



## Form I

CLIENT SAMPLE NO.

TAFBS-S-54

Lab Name: RTI Laboratories, Inc. Contract:Lab Code: GLEN01 ClientID: USA17 SAS No.: SDG No.: 2006454Matrix: Soil Lab Sample ID: 2006454-024ASample wt/vol: 0.03003Kg Lab File ID: 07092011.DLevel: (low/med) LOW Date Collected: 6/22/2020 12:56 PM% Moisture: 5.656934 Date Received: 6/23/2020 9:45 AMExtract Volume: 1000(ul) Date Analyzed: 7/9/2020 4:28 PMSeq Number: 2313860 Dilution Factor: 1.00GC Column: Rtx-5 Batch ID: 51991Column ID: Rtx-5 cat10255(mm)

CAS NO.	COMPOUND	CONC. UNITS: µg/Kg-dry	Q	DL	LOD	LOQ
DRO	Diesel Range Organics C10-C28	710	UQ	640	710	1800

SW8015B

## Form I

CLIENT SAMPLE NO.

TAFBS-S-53

Lab Name: RTI Laboratories, Inc. Contract:Lab Code: GLEN01 ClientID: USA17 SAS No.: SDG No.: 2006454Matrix: Soil Lab Sample ID: 2006454-025ASample wt/vol: 0.03004Kg Lab File ID: 07092013.DLevel: (low/med) LOW Date Collected: 6/22/2020 1:05 PM% Moisture: 5.697771 Date Received: 6/23/2020 9:45 AMExtract Volume: 1000(ul) Date Analyzed: 7/9/2020 4:56 PMSeq Number: 2313861 Dilution Factor: 1.00GC Column: Rtx-5 Batch ID: 51991Column ID: Rtx-5 cat10255(mm)

CAS NO.	COMPOUND	CONC.	UNITS: µg/Kg-dry	Q	DL	LOD	LOQ
DRO	Diesel Range Organics C10-C28	710	UQ	640	710	1800	

SW8015B

## Form I

CLIENT SAMPLE NO.

TAFBS-S-52

Lab Name: RTI Laboratories, Inc. Contract:Lab Code: GLEN01 ClientID: USA17 SAS No.: SDG No.: 2006454Matrix: Soil Lab Sample ID: 2006454-026ASample wt/vol: 0.03002Kg Lab File ID: 07092014.DLevel: (low/med) LOW Date Collected: 6/22/2020 1:15 PM% Moisture: 6.193229 Date Received: 6/23/2020 9:45 AMExtract Volume: 1000(ul) Date Analyzed: 7/9/2020 5:24 PMSeq Number: 2313862 Dilution Factor: 1.00GC Column: Rtx-5 Batch ID: 51991Column ID: Rtx-5 cat10255(mm)CAS NO. COMPOUND CONC. UNITS:  $\mu\text{g/Kg-dry}$  Q DL LOD LOQ

DRO	Diesel Range Organics C10-C28	710	UQ	650	710	1800
-----	-------------------------------	-----	----	-----	-----	------

SW8015B

## Form I

CLIENT SAMPLE NO.

TAFBS-S-51

Lab Name: RTI Laboratories, Inc. Contract:Lab Code: GLEN01 ClientID: USA17 SAS No.: SDG No.: 2006454Matrix: Soil Lab Sample ID: 2006454-027ASample wt/vol: 0.01006Kg Lab File ID: 07092015.DLevel: (low/med) LOW Date Collected: 6/22/2020 1:25 PM% Moisture: 5.514403 Date Received: 6/23/2020 9:45 AMExtract Volume: 1000(ul) Date Analyzed: 7/9/2020 5:52 PMSeq Number: 2313863 Dilution Factor: 1.00GC Column: Rtx-5 Batch ID: 51991Column ID: Rtx-5 cat10255(mm)CAS NO. COMPOUND CONC. UNITS:  $\mu\text{g/Kg-dry}$  Q DL LOD LOQ

DRO	Diesel Range Organics C10-C28	2100	UQX	1900	2100	5300
-----	-------------------------------	------	-----	------	------	------

SW8015B

## Form I

CLIENT SAMPLE NO.

MB-51983

Lab Name: RTI Laboratories, Inc. Contract:Lab Code: GLEN01 ClientID: USA17 SAS No.: SDG No.: 2006454Matrix: Solid Lab Sample ID: MB-51983Sample wt/vol: 0.03009Kg Lab File ID: 07072007.DLevel: (low/med) LOW Date Collected:% Moisture: N/A Date Received:Extract Volume: 1000(ul) Date Analyzed: 7/7/2020 2:21 PMSeq Number: 2312500 Dilution Factor: 1.00GC Column: Rtx-5 Batch ID: 51983Column ID: Rtx-5 cat10255(mm)

CAS NO.	COMPOUND	CONC. UNITS: µg/Kg	Q	DL	LOD	LOQ
DRO	Diesel Range Organics C10-C28	660	U	600	660	1700

SW8015B

## Form I

CLIENT SAMPLE NO.

LCS-51983

Lab Name: RTI Laboratories, Inc. Contract:Lab Code: GLEN01 ClientID: USA17 SAS No.: SDG No.: 2006454Matrix: Solid Lab Sample ID: LCS-51983Sample wt/vol: 0.03004Kg Lab File ID: 07072008.DLevel: (low/med) LOW Date Collected:% Moisture: N/A Date Received:Extract Volume: 1000(ul) Date Analyzed: 7/7/2020 2:49 PMSeq Number: 2312501 Dilution Factor: 1.00GC Column: Rtx-5 Batch ID: 51983Column ID: Rtx-5 cat10255(mm)

CAS NO.	COMPOUND	CONC. UNITS: µg/Kg	Q	DL	LOD	LOQ
DRO	Diesel Range Organics C10-C28	21000		610	670	1700

SW8015B

## Form I

CLIENT SAMPLE NO.

TAFBS-S-64MS

Lab Name: RTI Laboratories, Inc. Contract:Lab Code: GLEN01 ClientID: USA17 SAS No.: SDG No.: 2006454Matrix: Soil Lab Sample ID: 2006454-014ASample wt/vol: 0.01005Kg Lab File ID: 07072024.DLevel: (low/med) LOW Date Collected: 6/22/2020 11:01 AM% Moisture: 11.74979 Date Received: 6/23/2020 9:45 AMExtract Volume: 1000(ul) Date Analyzed: 7/7/2020 10:18 PMSeq Number: 2312517 Dilution Factor: 1.00GC Column: Rtx-5 Batch ID: 51983Column ID: Rtx-5 cat10255(mm)

CAS NO.	COMPOUND	CONC.	UNITS: $\mu\text{g/Kg-dry}$	Q	DL	LOD	LOQ
DRO	Diesel Range Organics C10-C28	95000	Q	2100	2300	5600	

SW8015B

## Form I

CLIENT SAMPLE NO.

TAFBS-S-64MSD

Lab Name: RTI Laboratories, Inc. Contract:Lab Code: GLEN01 ClientID: USA17 SAS No.: SDG No.: 2006454Matrix: Soil Lab Sample ID: 2006454-014ASample wt/vol: 0.01005Kg Lab File ID: 07072025.DLevel: (low/med) LOW Date Collected: 6/22/2020 11:01 AM% Moisture: 11.74979 Date Received: 6/23/2020 9:45 AMExtract Volume: 1000(ul) Date Analyzed: 7/7/2020 10:46 PMSeq Number: 2312518 Dilution Factor: 1.00GC Column: Rtx-5 Batch ID: 51983Column ID: Rtx-5 cat10255(mm)

CAS NO.	COMPOUND	CONC. UNITS: µg/Kg-dry	Q	DL	LOD	LOQ
DRO	Diesel Range Organics C10-C28	110000	Q	2000	2300	5600

SW8015B



## Form I

CLIENT SAMPLE NO.

LCSD-51983

Lab Name: RTI Laboratories, Inc. Contract:Lab Code: GLEN01 ClientID: USA17 SAS No.: SDG No.: 2006454Matrix: Solid Lab Sample ID: LCSD-51983Sample wt/vol: 0.03005Kg Lab File ID: 07072009.DLevel: (low/med) LOW Date Collected:% Moisture: N/A Date Received:Extract Volume: 1000(ul) Date Analyzed: 7/7/2020 3:17 PMSeq Number: 2312502 Dilution Factor: 1.00GC Column: Rtx-5 Batch ID: 51983Column ID: Rtx-5 cat10255(mm)

CAS NO.	COMPOUND	CONC. UNITS: µg/Kg	Q	DL	LOD	LOQ
DRO	Diesel Range Organics C10-C28	22000		600	670	1700

SW8015B

## Form I

CLIENT SAMPLE NO.

MB-51991

Lab Name: RTI Laboratories, Inc. Contract:Lab Code: GLEN01 ClientID: USA17 SAS No.: SDG No.: 2006454Matrix: Solid Lab Sample ID: MB-51991Sample wt/vol: 0.03004Kg Lab File ID: 07092005.DLevel: (low/med) LOW Date Collected:% Moisture: N/A Date Received:Extract Volume: 1000(ul) Date Analyzed: 7/9/2020 12:22 PMSeq Number: 2313854 Dilution Factor: 1.00GC Column: Rtx-5 Batch ID: 51991Column ID: Rtx-5 cat10255(mm)

CAS NO.	COMPOUND	CONC.	UNITS: µg/Kg	Q	DL	LOD	LOQ
DRO	Diesel Range Organics C10-C28	670	U	610	670	1700	

SW8015B

## Form I

CLIENT SAMPLE NO.

LCS-51991

Lab Name: RTI Laboratories, Inc. Contract:Lab Code: GLEN01 ClientID: USA17 SAS No.: SDG No.: 2006454Matrix: Solid Lab Sample ID: LCS-51991Sample wt/vol: 0.03008Kg Lab File ID: 07092006.DLevel: (low/med) LOW Date Collected:% Moisture: N/A Date Received:Extract Volume: 1000(ul) Date Analyzed: 7/9/2020 12:49 PMSeq Number: 2313855 Dilution Factor: 1.00GC Column: Rtx-5 Batch ID: 51991Column ID: Rtx-5 cat10255(mm)

CAS NO.	COMPOUND	CONC. UNITS: µg/Kg	Q	DL	LOD	LOQ
DRO	Diesel Range Organics C10-C28	22000		600	660	1700

SW8015B

## Form I

CLIENT SAMPLE NO.

TAFBS-S-51MS

Lab Name: RTI Laboratories, Inc. Contract:Lab Code: GLEN01ClientID: USA17

SAS No.:

SDG No.: 2006454Matrix: SoilLab Sample ID: 2006454-027ASample wt/vol: 0.01006KgLab File ID: 07092016.DLevel: (low/med) LOWDate Collected: 6/22/2020 1:25 PM% Moisture: 5.514403Date Received: 6/23/2020 9:45 AMExtract Volume: 1000(ul)Date Analyzed: 7/9/2020 6:20 PMSeq Number: 2313864Dilution Factor: 1.00GC Column: Rtx-5Batch ID: 51991Column ID: Rtx-5 cat10255(mm)

CAS NO.	COMPOUND	CONC. UNITS: µg/Kg-dry	Q	DL	LOD	LOQ
DRO	Diesel Range Organics C10-C28	70000	Q	1900	2100	5300

SW8015B

## Form I

CLIENT SAMPLE NO.

TAFBS-S-51MSD

Lab Name: RTI Laboratories, Inc. Contract:Lab Code: GLEN01ClientID: USA17

SAS No.:

SDG No.: 2006454Matrix: SoilLab Sample ID: 2006454-027ASample wt/vol: 0.01006KgLab File ID: 07092017.DLevel: (low/med) LOWDate Collected: 6/22/2020 1:25 PM% Moisture: 5.514403Date Received: 6/23/2020 9:45 AMExtract Volume: 1000(ul)Date Analyzed: 7/9/2020 6:48 PMSeq Number: 2313865Dilution Factor: 1.00GC Column: Rtx-5Batch ID: 51991Column ID: Rtx-5 cat10255(mm)

CAS NO.	COMPOUND	CONC. UNITS: µg/Kg-dry	Q	DL	LOD	LOQ
DRO	Diesel Range Organics C10-C28	70000	Q	1900	2100	5300

SW8015B

## Form I

CLIENT SAMPLE NO.

LCSD-51991

Lab Name: RTI Laboratories, Inc. Contract:Lab Code: GLEN01 ClientID: USA17 SAS No.: SDG No.: 2006454Matrix: Solid Lab Sample ID: LCSD-51991Sample wt/vol: 0.03003Kg Lab File ID: 07092007.DLevel: (low/med) LOW Date Collected:% Moisture: N/A Date Received:Extract Volume: 1000(ul) Date Analyzed: 7/9/2020 1:18 PMSeq Number: 2313856 Dilution Factor: 1.00GC Column: Rtx-5 Batch ID: 51991Column ID: Rtx-5 cat10255(mm)

CAS NO.	COMPOUND	CONC. UNITS: µg/Kg	Q	DL	LOD	LOQ
DRO	Diesel Range Organics C10-C28	23000	Q	610	670	1700

SW8015B

## Form I

CLIENT SAMPLE NO.

MB-52015

Lab Name: RTI Laboratories, Inc. Contract:Lab Code: GLEN01 ClientID: USA17 SAS No.: SDG No.: 2006454Matrix: Solid Lab Sample ID: MB-52015Sample wt/vol: 0.03004Kg Lab File ID: 07162010.DLevel: (low/med) LOW Date Collected:% Moisture: N/A Date Received:Extract Volume: 1000(ul) Date Analyzed: 7/16/2020 2:57 PMSeq Number: 2316943 Dilution Factor: 1.00GC Column: Rtx-5 Batch ID: 52015Column ID: Rtx-5 cat10255(mm)

CAS NO.	COMPOUND	CONC. UNITS: µg/Kg	Q	DL	LOD	LOQ
DRO	Diesel Range Organics C10-C28	670	U	610	670	1700

SW8015B

## Form I

CLIENT SAMPLE NO.

LCS-52015

Lab Name: RTI Laboratories, Inc. Contract:Lab Code: GLEN01 ClientID: USA17 SAS No.: SDG No.: 2006454Matrix: Solid Lab Sample ID: LCS-52015Sample wt/vol: 0.03007Kg Lab File ID: 07162011.DLevel: (low/med) LOW Date Collected:% Moisture: N/A Date Received:Extract Volume: 1000(ul) Date Analyzed: 7/16/2020 3:25 PMSeq Number: 2316944 Dilution Factor: 1.00GC Column: Rtx-5 Batch ID: 52015Column ID: Rtx-5 cat10255(mm)

CAS NO.	COMPOUND	CONC. UNITS: µg/Kg	Q	DL	LOD	LOQ
DRO	Diesel Range Organics C10-C28	17000		600	670	1700

SW8015B



## Form I

CLIENT SAMPLE NO.

MS

Lab Name: RTI Laboratories, Inc. Contract:Lab Code: GLEN01 ClientID: USA17 SAS No.: SDG No.: 2006454Matrix: Solid Lab Sample ID: 2006583-006AMSSample wt/vol: 0.01009Kg Lab File ID: 07162014.DLevel: (low/med) LOW Date Collected:% Moisture: 5.4584 Date Received:Extract Volume: 1000(ul) Date Analyzed: 7/16/2020 4:47 PMSeq Number: 2316947 Dilution Factor: 1.00GC Column: Rtx-5 Batch ID: 52015Column ID: Rtx-5 cat10255(mm)

CAS NO.	COMPOUND	CONC. UNITS: µg/Kg-dry	Q	DL	LOD	LOQ
DRO	Diesel Range Organics C10-C28	68000		1900	2100	5200

SW8015B

## Form I

CLIENT SAMPLE NO.

MSD

Lab Name: RTI Laboratories, Inc. Contract:Lab Code: GLEN01 ClientID: USA17 SAS No.: SDG No.: 2006454Matrix: Solid Lab Sample ID: 2006583-006AMSDSample wt/vol: 0.01007Kg Lab File ID: 07162015.DLevel: (low/med) LOW Date Collected:% Moisture: 5.4584 Date Received:Extract Volume: 1000(ul) Date Analyzed: 7/16/2020 5:15 PMSeq Number: 2316948 Dilution Factor: 1.00GC Column: Rtx-5 Batch ID: 52015Column ID: Rtx-5 cat10255(mm)

CAS NO.	COMPOUND	CONC. UNITS: µg/Kg-dry	Q	DL	LOD	LOQ
DRO	Diesel Range Organics C10-C28	78000	Q	1900	2100	5300

SW8015B

## Form I

CLIENT SAMPLE NO.

LCSD-52015

Lab Name: RTI Laboratories, Inc. Contract:Lab Code: GLEN01 ClientID: USA17 SAS No.: SDG No.: 2006454Matrix: Solid Lab Sample ID: LCSD-52015Sample wt/vol: 0.03005Kg Lab File ID: 07162012.DLevel: (low/med) LOW Date Collected:% Moisture: N/A Date Received:Extract Volume: 1000(ul) Date Analyzed: 7/16/2020 3:52 PMSeq Number: 2316945 Dilution Factor: 1.00GC Column: Rtx-5 Batch ID: 52015Column ID: Rtx-5 cat10255(mm)

CAS NO.	COMPOUND	CONC. UNITS: µg/Kg	Q	DL	LOD	LOQ
DRO	Diesel Range Organics C10-C28	18000		600	670	1700

SW8015B

FORM II B  
SYSTEM MONITORING COMPOUND RECOVERY

Lab Name: RTI Laboratories, Inc. Contract: USA17  
 Lab Code: GLEN01 Client No: USA17  
 SAS No.: SDG No.: 2006454 Level (low/med): low  
 GC Column(1): Rtx-5 ID: Rtx-5 cat10255(mm)  
 GC Column(2): ID: (mm)

	Client SAMPLE NO.	TOT OUT	SMC #
01	MB-51117	0	91.3
02	MB-51983	0	111
03	LCS-51983	0	93.3
04	LCSD-51983	1	101
05	TAFBS-S-66	0	105
06	TAFBS-S-68	0	71.9
07	TAFBS-S-69	1	123
08	TAFBS-S-70	1	114
09	TAFBS-S-1	1	110
10	TAFBS-S-4	0	92.9
11	TAFBS-S-5	1	45.1 *
12	TAFBS-S-64	0	107
13	TAFBS-S-64MS	1	142 *
14	TAFBS-S-64MSD	1	98.3
15	TAFBS-S-63	0	115
16	TAFBS-S-61	0	102
17	TAFBS-S-59	0	107
18	TAFBS-S-58	0	108
19	TAFBS-S-71	0	121
20	TAFBS-S-65	1	129
21	TAFBS-S-62	0	121
22	MB-51991	0	118
23	LCS-51991	1	150 *
24	LCSD-51991	2	161 *
25	TAFBS-S-57	0	112
26	TAFBS-S-56	0	106
27	TAFBS-S-55	0	105

	Client SAMPLE NO.	TOT OUT	SMC #
28	TAFBS-S-54	1	94.5
29	TAFBS-S-53	1	104
30	TAFBS-S-52	0	109
31	TAFBS-S-51	0	107
32	TAFBS-S-51MS	1	116
33	TAFBS-S-51MSD	1	140 *
34	MB-52015	0	116
35	LCS-52015	0	110
36	LCSD-52015	0	120
37	MS	2	156 *
38	MSD	2	161 *
39	TAFBS-S-67	1	99.6
40	TAFBS-S-2	1	72.7
41	TAFBS-S-3	1	127
42	TAFBS-S-6	2	142 *
43	TAFBS-S-60	0	125

QC Limit

SMC1                    =n-Eicosane

60-130

SMC2                    =Squalene

60-130

# Column to be used to flag recovery values

\* Values outside of contract required QC limits

FORM II

SW8015B

FORM III  
SYSTEM MONITORING SPIKE/DUPLICATE RECOVERY

Lab Name: RTI Laboratories, Inc. Contract: USA17

Lab Code: GLEN01 ClientID: USA17 SAS No.: SDG No.: 2006454

Sample ID: 2006454-014A Level: (low/med) LOW

COMPOUND	SPIKE ADDED Units (µg/Kg)	SAMPLE CONC. Units (µg/Kg)	MS CONC. Units (µg/Kg)	MS % REC #	QC LIMITS REC	SPIKE ADDED Units (µg/Kg)	MSD CONC. Units (µg/Kg)	MSD % REC #	% RPD #	QC LIMITS RPD REC	
Diesel Range Organics C10-C28	56000	0	95000	168*	38-132	56000	110000	187*	10.7	20	38-132

# Column to be used to flag recovery and RPD values with an asterisk

\* Values outside of QC limits

RPD: 0 out of 1 outside limits

Spike Recovery: 2 out of 2 outside limits

FORM III  
SYSTEM MONITORING SPIKE/DUPLICATE RECOVERY

Lab Name: RTI Laboratories, Inc. Contract: USA17

Lab Code: GLEN01 ClientID: USA17 SAS No.: SDG No.: 2006454

Sample ID: 2006454-027A Level: (low/med) LOW

COMPOUND	SPIKE ADDED Units (µg/Kg)	SAMPLE CONC. Units (µg/Kg)	MS CONC. Units (µg/Kg)	MS % REC #	QC LIMITS REC	SPIKE ADDED Units (µg/Kg)	MSD CONC. Units (µg/Kg)	MSD % REC #	% RPD #	QC LIMITS RPD REC	
Diesel Range Organics C10-C28	53000	0	70000	132*	38-132	53000	70000	133*	0.984	20	38-132

# Column to be used to flag recovery and RPD values with an asterisk

\* Values outside of QC limits

RPD: 0 out of 1 outside limits

Spike Recovery: 2 out of 2 outside limits

FORM III  
SYSTEM MONITORING SPIKE/DUPLICATE RECOVERY

Lab Name: RTI Laboratories, Inc. Contract: USA17

Lab Code: GLEN01 ClientID: USA17 SAS No.: SDG No.: 2006454

Sample ID: 2006583-006AMSD Level: (low/med) LOW

COMPOUND	SPIKE ADDED Units (µg/Kg)	SAMPLE CONC. Units (µg/Kg)	MS CONC. Units (µg/Kg)	MS % REC #	QC LIMITS REC	SPIKE ADDED Units (µg/Kg)	MSD CONC. Units (µg/Kg)	MSD % REC #	% RPD #	QC LIMITS RPD REC	
Diesel Range Organics C10-C28	52000	0	68000	129	38-132	53000	78000	148*	13.8	20	38-132

# Column to be used to flag recovery and RPD values with an asterisk

\* Values outside of QC limits

RPD: 0 out of 1 outside limits

Spike Recovery: 1 out of 2 outside limits



FORM III  
SYSTEM MONITORING SPIKE/DUPLICATE RECOVERY

Lab Name: RTI Laboratories, Inc. Contract: USA17  
 Lab Code: GLEN01 ClientID: USA17 SAS No.: SDG No.: 2006454  
 Sample ID: LCSD-51983 Level: (low/med) LOW

COMPOUND	SPIKE ADDED Units (µg/Kg)	SAMPLE CONC. Units (µg/Kg)	MS CONC. Units (µg/Kg)	MS % REC #	QC LIMITS REC	SPIKE ADDED Units (µg/Kg)	MSD CONC. Units (µg/Kg)	MSD % REC #	% RPD #	QC LIMITS RPD REC	
Diesel Range Organics C10-C28	17000	0	21000	126	38-132	17000	22000	132	4.93*	0	38-132

# Column to be used to flag recovery and RPD values with an asterisk

\* Values outside of QC limits

RPD: 1 out of 1 outside limits

Spike Recovery: 0 out of 2 outside limits

FORM III  
SYSTEM MONITORING SPIKE/DUPLICATE RECOVERY

Lab Name: RTI Laboratories, Inc. Contract: USA17

Lab Code: GLEN01 ClientID: USA17 SAS No.: SDG No.: 2006454

Sample ID: LCSD-51991 Level: (low/med) LOW

COMPOUND	SPIKE ADDED Units (µg/Kg)	SAMPLE CONC. Units (µg/Kg)	MS CONC. Units (µg/Kg)	MS % REC #	QC LIMITS REC	SPIKE ADDED Units (µg/Kg)	MSD CONC. Units (µg/Kg)	MSD % REC #	% RPD #	QC LIMITS RPD REC	
Diesel Range Organics C10-C28	17000	0	22000	129	38-132	17000	23000	141*	8.46*	0	38-132

# Column to be used to flag recovery and RPD values with an asterisk

\* Values outside of QC limits

RPD: 1 out of 1 outside limits

Spike Recovery: 1 out of 2 outside limits

FORM III  
SYSTEM MONITORING SPIKE/DUPLICATE RECOVERY

Lab Name: RTI Laboratories, Inc. Contract: USA17

Lab Code: GLEN01 ClientID: USA17 SAS No.: SDG No.: 2006454

Sample ID: LCSD-52015 Level: (low/med) LOW

COMPOUND	SPIKE ADDED Units (µg/Kg)	SAMPLE CONC. Units (µg/Kg)	MS CONC. Units (µg/Kg)	MS % REC #	QC LIMITS REC	SPIKE ADDED Units (µg/Kg)	MSD CONC. Units (µg/Kg)	MSD % REC #	% RPD #	QC LIMITS RPD REC	
Diesel Range Organics C10-C28	17000	0	17000	102	38-132	17000	18000	106	3.51*	0	38-132

# Column to be used to flag recovery and RPD values with an asterisk

\* Values outside of QC limits

RPD: 1 out of 1 outside limits

Spike Recovery: 0 out of 2 outside limits

FORM IV  
METHOD BLANK SUMMARY

Client SAMPLE NO.

MB-51983

Lab Name: RTI Laboratories, Inc.

Contract: USA17

Lab Code: GLEN01 ClientID: USA17

SAS No.: SDG No.: 2006454

Lab File ID: 07072007.D

Lab Sample ID: MB-51983

Date/Time Analyzed: 7/7/2020 2:21 PM

Instrument ID: GC-FID-NPD

GC Column: Rtx-5

Matrix: S

Column ID: Rtx-5 cat10255(mm)

THIS METHOD BLANK APPLIES TO THE FOLLOWING: SAMPLES, LCS, LCSD, MS AND MSD

	CLIENT SAMPLE NO.	LAB SAMPLE ID	FILE ID	DATE ANALYZED
01	LCS-51983	LCS-51983	07072008.D	7/7/2020 2:49 PM
02	LCSD-51983	LCSD-51983	07072009.D	7/7/2020 3:17 PM
03	TAFBS-S-66	2006454-001A	07072010.D	7/7/2020 3:45 PM
04	ZZZZZ	2006454-002A	07072011.D	7/7/2020 4:13 PM
05	TAFBS-S-68	2006454-003A	07072012.D	7/7/2020 4:41 PM
06	TAFBS-S-69	2006454-004A	07072013.D	7/7/2020 5:10 PM
07	TAFBS-S-70	2006454-005A	07072014.D	7/7/2020 5:38 PM
08	TAFBS-S-1	2006454-007A	07072015.D	7/7/2020 6:06 PM
09	ZZZZZ	2006454-008A	07072016.D	7/7/2020 6:34 PM
10	ZZZZZ	2006454-009A	07072017.D	7/7/2020 7:02 PM
11	TAFBS-S-4	2006454-010A	07072018.D	7/7/2020 7:30 PM
12	TAFBS-S-5	2006454-011A	07072019.D	7/7/2020 7:58 PM
13	TAFBS-S-64	2006454-014A	07072023.D	7/7/2020 9:50 PM
14	TAFBS-S-64MS	2006454-014A	07072024.D	7/7/2020 10:18 PM
15	TAFBS-S-64MSD	2006454-014A	07072025.D	7/7/2020 10:46 PM
16	TAFBS-S-63	2006454-015A	07072026.D	7/7/2020 11:14 PM
17	TAFBS-S-61	2006454-017A	07072027.D	7/7/2020 11:42 PM
18	ZZZZZ	2006454-018A	07072028.D	7/8/2020 12:10 AM
19	TAFBS-S-59	2006454-019A	07072029.D	7/8/2020 12:38 AM
20	TAFBS-S-58	2006454-020A	07072030.D	7/8/2020 1:05 AM
21	TAFBS-S-71	2006454-006A	07072031.D	7/8/2020 1:33 AM
22	ZZZZZ	2006454-012A	07072032.D	7/8/2020 2:01 AM
23	TAFBS-S-65	2006454-013A	07072033.D	7/8/2020 2:29 AM
24	TAFBS-S-62	2006454-016A	07072034.D	7/8/2020 2:56 AM

FORM IV  
METHOD BLANK SUMMARY

Client SAMPLE NO.

MB-51991

Lab Name: RTI Laboratories, Inc.

Contract: USA17

Lab Code: GLEN01 ClientID: USA17

SAS No.: SDG No.: 2006454

Lab File ID: 07092005.D

Lab Sample ID: MB-51991

Date/Time Analyzed: 7/9/2020 12:22 PM

Instrument ID: GC-FID-NPD

GC Column: Rtx-5

Matrix: S

Column ID: Rtx-5 cat10255(mm)

THIS METHOD BLANK APPLIES TO THE FOLLOWING: SAMPLES, LCS, LCSD, MS AND MSD

	CLIENT SAMPLE NO.	LAB SAMPLE ID	FILE ID	DATE ANALYZED
01	LCS-51991	LCS-51991	07092006.D	7/9/2020 12:49 PM
02	LCSD-51991	LCSD-51991	07092007.D	7/9/2020 1:18 PM
03	TAFBS-S-57	2006454-021A	07092008.D	7/9/2020 1:45 PM
04	TAFBS-S-56	2006454-022A	07092009.D	7/9/2020 2:13 PM
05	TAFBS-S-55	2006454-023A	07092010.D	7/9/2020 2:42 PM
06	TAFBS-S-54	2006454-024A	07092011.D	7/9/2020 4:28 PM
07	TAFBS-S-53	2006454-025A	07092013.D	7/9/2020 4:56 PM
08	TAFBS-S-52	2006454-026A	07092014.D	7/9/2020 5:24 PM
09	TAFBS-S-51	2006454-027A	07092015.D	7/9/2020 5:52 PM
10	TAFBS-S-51MS	2006454-027A	07092016.D	7/9/2020 6:20 PM
11	TAFBS-S-51MSD	2006454-027A	07092017.D	7/9/2020 6:48 PM
12	ZZZZZ	2006479-001A	07092018.D	7/9/2020 7:16 PM
13	ZZZZZ	2006479-002A	07092019.D	7/9/2020 7:44 PM
14	ZZZZZ	2006479-003A	07092020.D	7/9/2020 8:12 PM
15	ZZZZZ	2006479-004A	07092023.D	7/9/2020 9:35 PM
16	ZZZZZ	2006479-005A	07092024.D	7/9/2020 10:03 PM
17	ZZZZZ	2006479-006A	07092025.D	7/9/2020 10:30 PM
18	ZZZZZ	2006479-007A	07092026.D	7/9/2020 10:58 PM
19	ZZZZZ	2006481-001A	07092027.D	7/9/2020 11:26 PM
20	ZZZZZ	2006481-002A	07092028.D	7/9/2020 11:53 PM
21	ZZZZZ	2006481-003A	07092029.D	7/10/2020 12:21 AM
22	ZZZZZ	2006481-004A	07092030.D	7/10/2020 12:48 AM
23	ZZZZZ	2006481-005A	07092031.D	7/10/2020 1:16 AM
24	ZZZZZ	2006481-006A	07092032.D	7/10/2020 1:43 AM

FORM IV  
METHOD BLANK SUMMARY

Client SAMPLE NO.

MB-52015

Lab Name: RTI Laboratories, Inc.

Contract: USA17

Lab Code: GLEN01 ClientID: USA17

SAS No.: SDG No.: 2006454

Lab File ID: 07162010.D

Lab Sample ID: MB-52015

Date/Time Analyzed: 7/16/2020 2:57 PM

Instrument ID: GC-FID-NPD

GC Column: Rtx-5

Matrix: S

Column ID: Rtx-5 cat10255(mm)

THIS METHOD BLANK APPLIES TO THE FOLLOWING: SAMPLES, LCS, LCSD, MS AND MSD

	CLIENT SAMPLE NO.	LAB SAMPLE ID	FILE ID	DATE ANALYZED
01	LCS-52015	LCS-52015	07162011.D	7/16/2020 3:25 PM
02	LCSD-52015	LCSD-52015	07162012.D	7/16/2020 3:52 PM
03	ZZZZZ	2006583-006A	07162013.D	7/16/2020 4:20 PM
04	MS	2006583-006AMS	07162014.D	7/16/2020 4:47 PM
05	MSD	2006583-006AMSD	07162015.D	7/16/2020 5:15 PM
06	ZZZZZ	2006518-022A	07162016.D	7/16/2020 5:42 PM
07	ZZZZZ	2006518-023A	07162017.D	7/16/2020 6:09 PM
08	ZZZZZ	2006518-024A	07162018.D	7/16/2020 6:37 PM
09	ZZZZZ	2006518-025A	07162019.D	7/16/2020 7:04 PM
10	ZZZZZ	2006518-026A	07162020.D	7/16/2020 7:32 PM
11	TAFBS-S-67	2006454-002A	07162021.D	7/16/2020 7:59 PM
12	TAFBS-S-2	2006454-008A	07162022.D	7/16/2020 8:27 PM
13	TAFBS-S-3	2006454-009A	07162023.D	7/16/2020 8:54 PM
14	TAFBS-S-6	2006454-012A	07162024.D	7/16/2020 9:22 PM
15	ZZZZZ	2006583-001A	07162029.D	7/16/2020 11:38 PM
16	ZZZZZ	2006583-003A	07162030.D	7/17/2020 12:05 AM
17	ZZZZZ	2006583-004A	07162031.D	7/17/2020 12:33 AM
18	ZZZZZ	2006583-005A	07162032.D	7/17/2020 1:00 AM
19	ZZZZZ	2006583-007A	07162033.D	7/17/2020 1:27 AM
20	ZZZZZ	2006583-008A	07162034.D	7/17/2020 1:54 AM
21	ZZZZZ	2006583-009A	07162035.D	7/17/2020 2:21 AM
22	ZZZZZ	2006583-010A	07162036.D	7/17/2020 2:48 AM
23	TAFBS-S-60	2006454-018A	07162037.D	7/17/2020 3:16 AM
24	ZZZZZ	2006583-002A	07162038.D	7/17/2020 3:43 AM

FORM VI  
Petroleum Hydrocarbons INITIAL CALIBRATION DATA

Lab Name: RTI Laboratories, Inc. Contract:

Lab Code: GLEN01 Workorder: 2006454

Calibration ID: 116937

Instrument ID: GC-FID-NPD

Calibration Begin Date/Time: 2/28/2020 9:53 AM

GC Column: Rtx-5 cat10255

Calibration End Date/Time: 2/28/2020 3:20 PM

Column ID: Rtx-5(mm)

LAB FILE ID:														
ICAL1-ORO-02282002282010.D		ICAL2-ORO-02282002282011.D		ICAL5-ORO-02282002282014.D		ICAL6-DRO-02282002282008.D		ICAL5-ORO-02282002282014.D						
ICAL6-DRO-02282002282008.D														
COMPOUND	ICAL1- ORO- 022820	ICAL2- ORO- 022820	ICAL3- ORO- 022820	ICAL4- ORO- 022820	ICAL5- ORO- 022820	ICAL6- DRO- 022820					<div>—</div> CF	% RSD	R <sup>2</sup>	Curve Type
Diesel Range Organics C10-C28	2506600	1948800	1777900	1769700	1841600	1755200	0	0	0	0			0.999450	LINEAR
n-Eicosane	2346700	2244700	1682600	1969300	1916300	1887600	0	0	0	0			0.998179	LINEAR
Squalene	2162500	1891900	1534000	1583800	1631400	1645700	0	0	0	0			0.998673	LINEAR

\* Compounds with required minimum RRF and maximum %RSD values.

All other compounds must meet a minimum RRF of 0.010.

FORM VI C  
Petroleum Hydrocarbons INITIAL CALIBRATION DATA - RETENTION TIMES

Lab Name: RTI Laboratories, Inc. Contract:

Lab Code: GLEN01 Workorder: 2006454

Calibration ID: 116937

Instrument ID: GC-FID-NPD

Calibration Begin Date/Time: 2/28/2020 9:53 AM

GC Column: Rtx-5 cat10255

Calibration End Date/Time: 2/28/2020 3:20 PM

Column ID: Rtx-5(mm)

LAB FILE ID:														
ICAL1-ORO-022820 02282010.D		ICAL2-ORO-022820 02282011.D		ICAL5-ORO-022820 02282014.D		ICAL6-DRO-022820 02282008.D		ICAL5-ORO-022820 02282014.D						
ICAL6-DRO-022820 02282008.D														
COMPOUND	ICAL1- ORO- 022820	ICAL2- ORO- 022820	ICAL3- ORO- 022820	ICAL4- ORO- 022820	ICAL5- ORO- 022820	ICAL6- DRO- 022820					Mean RT	Lower RT Limit	Upper RT Limit	
Diesel Range Organics C10-C20	5.05	5.05	5.05	5.05	5.05	5.05	0	0	0	0	5.05	5.05	5.05	
Diesel Range Organics C10-C25	5.15	5.15	5.15	5.15	5.15	5.15	0	0	0	0	5.15	5.15	5.15	
Diesel Range Organics C10-C28	6.85	6.85	6.85	6.85	6.85	6.85	0	0	0	0	6.85	6.85	6.85	
Diesel Range Organics C10-C36	0	8.4	8.4	8.4	8.4	8.4	0	0	0	0	8.40	8.40	8.40	
n-Eicosane	8.83	8.83	8.83	8.83	8.83	8.83	0	0	0	0	8.83	8.83	8.83	
Oil Range Organics C20-C34	9.23	9.23	9.23	9.23	9.23	9.23	0	0	0	0	9.23	9.23	9.23	
Oil Range Organics C25-C36	10.7	10.7	10.7	10.7	10.7	10.7	0	0	0	0	10.70	10.70	10.70	
Squalene	11.559	11.558	11.558	11.559	11.559	11.559	0	0	0	0	11.56	11.56	11.56	



FORM VII B  
CONTINUING CALIBRATION CHECK

Lab Name: RTI Laboratories, Inc.

Contract: USA17

Case No: USA17

Lab Code: GLEN01

SAS No.:

SDG No.: 2006454

Instrument ID: GC-FID-NPD

Lab File ID: 02282009.D

Sample ID: ICV-DRO-022820

GC Column: Rtx-5

GC Column ID: Rtx-5 cat10255(mm)

Cal. Begin Date: 2/28/2020 9:53 AM

Cal. End Date: 2/28/2020 3:20 PM

COMPOUND	CURVE TYPE	ICAL Avg RRF	minRRF	RRF	%D	MAX %D	THEO CONC	RCVR CONC	%Drift	MAX %D <sup>2</sup>
Diesel Range Organics C10-C28	LINEAR	0	0.10000	1838000		20	1000	1000	1.65	20
n-Eicosane	LINEAR	0	0.10000	0		20	10.0	0	100	20
Squalene	LINEAR	0	0.10000	1687900		20	20.0	21.0	3.03	20

FORM VII B  
CONTINUING CALIBRATION CHECK

Lab Name: RTI Laboratories, Inc.

Contract: USA17

Case No: USA17

Lab Code: GLEN01

SAS No.:

SDG No.: 2006454

Instrument ID: GC-FID-NPD

Lab File ID: 02282019.D

Sample ID: ICV-ORO-022820

GC Column: Rtx-5

GC Column ID: Rtx-5 cat10255(mm)

Cal. Begin Date: 2/28/2020 9:53 AM

Cal. End Date: 2/28/2020 3:20 PM

COMPOUND	CURVE TYPE	ICAL Avg RRF	minRRF	RRF	%D	MAX %D	THEO CONC	RCVR CONC	%Drift	MAX %D <sup>2</sup>	
Diesel Range Organics C10-C28	LINEAR	0	0.10000	0		20	1000	0	100	20	Q
n-Eicosane	LINEAR	0	0.10000	2028600		20	10.0	10.0	3.23	20	
Squalene	LINEAR	0	0.10000	0		20	20.0	0	100	20	Q

FORM VII B  
CONTINUING CALIBRATION CHECK

Lab Name: RTI Laboratories, Inc.

Contract: USA17

Case No: USA17

Lab Code: GLEN01

SAS No.:

SDG No.: 2006454

Instrument ID: GC-FID-NPD

Lab File ID: 07072004.D

Sample ID: CCV-DRO-070720

GC Column: Rtx-5

GC Column ID: Rtx-5 cat10255(mm)

Cal. Begin Date: 2/28/2020 9:53 AM

Cal. End Date: 2/28/2020 3:20 PM

COMPOUND	CURVE TYPE	ICAL Avg RRF	minRRF	RRF	%D	MAX %D	THEO CONC	RCVR CONC	%Drift	MAX %D <sup>2</sup>
Diesel Range Organics C10-C28	LINEAR	0	0.10000	2031200		20	1000	1100	12.5	20
n-Eicosane	LINEAR	0	0.10000	0		20	15.0	0	100	20
Squalene	LINEAR	0	0.10000	1795000		20	20.0	22.0	9.81	20

FORM VII B  
CONTINUING CALIBRATION CHECK

Lab Name: RTI Laboratories, Inc.

Contract: USA17

Case No: USA17

Lab Code: GLEN01

SAS No.:

SDG No.: 2006454

Instrument ID: GC-FID-NPD

Lab File ID: 07072006.D

Sample ID: CCV-ORO-070720

GC Column: Rtx-5

GC Column ID: Rtx-5 cat10255(mm)

Cal. Begin Date: 2/28/2020 9:53 AM

Cal. End Date: 2/28/2020 3:20 PM

COMPOUND	CURVE TYPE	ICAL Avg RRF	minRRF	RRF	%D	MAX %D	THEO CONC	RCVR CONC	%Drift	MAX %D <sup>2</sup>	
Diesel Range Organics C10-C28	LINEAR	0	0.10000	0		20	1000	0	100	20	Q
n-Eicosane	LINEAR	0	0.10000	1532700		20	15.0	12.0	21.5	20	Q
Squalene	LINEAR	0	0.10000	0		20	25.0	0	100	20	Q

FORM VII B  
CONTINUING CALIBRATION CHECK

Lab Name: RTI Laboratories, Inc.

Contract: USA17

Case No: USA17

Lab Code: GLEN01

SAS No.:

SDG No.: 2006454

Instrument ID: GC-FID-NPD

Lab File ID: 07072021.D

Sample ID: CCV-DRO-070720-1

GC Column: Rtx-5

GC Column ID: Rtx-5 cat10255(mm)

Cal. Begin Date: 2/28/2020 9:53 AM

Cal. End Date: 2/28/2020 3:20 PM

COMPOUND	CURVE TYPE	ICAL Avg RRF	minRRF	RRF	%D	MAX %D	THEO CONC	RCVR CONC	%Drift	MAX %D <sup>2</sup>
Diesel Range Organics C10-C28	LINEAR	0	0.10000	2021100		20	1000	1100	12.0	20
n-Eicosane	LINEAR	0	0.10000	0		20	15.0	0	100	20
Squalene	LINEAR	0	0.10000	1806000		20	20.0	22.0	10.5	20

FORM VII B  
CONTINUING CALIBRATION CHECK

Lab Name: RTI Laboratories, Inc.

Contract: USA17

Case No: USA17

Lab Code: GLEN01

SAS No.:

SDG No.: 2006454

Instrument ID: GC-FID-NPD

Lab File ID: 07072022.D

Sample ID: CCV-ORO-070720-1

GC Column: Rtx-5

GC Column ID: Rtx-5 cat10255(mm)

Cal. Begin Date: 2/28/2020 9:53 AM

Cal. End Date: 2/28/2020 3:20 PM

COMPOUND	CURVE TYPE	ICAL Avg RRF	minRRF	RRF	%D	MAX %D	THEO CONC	RCVR CONC	%Drift	MAX %D <sup>2</sup>	
Diesel Range Organics C10-C28	LINEAR	0	0.10000	0		20	1000	0	100	20	Q
n-Eicosane	LINEAR	0	0.10000	2283700		20	10.0	12.0	17.0	20	
Squalene	LINEAR	0	0.10000	0		20	25.0	0	100	20	Q

FORM VII B  
CONTINUING CALIBRATION CHECK

Lab Name: RTI Laboratories, Inc.

Contract: USA17

Case No: USA17

Lab Code: GLEN01

SAS No.:

SDG No.: 2006454

Instrument ID: GC-FID-NPD

Lab File ID: 07072036.D

Sample ID: CCV-DRO-070720-2

GC Column: Rtx-5

GC Column ID: Rtx-5 cat10255(mm)

Cal. Begin Date: 2/28/2020 9:53 AM

Cal. End Date: 2/28/2020 3:20 PM

COMPOUND	CURVE TYPE	ICAL Avg RRF	minRRF	RRF	%D	MAX %D	THEO CONC	RCVR CONC	%Drift	MAX %D <sup>2</sup>
Diesel Range Organics C10-C28	LINEAR	0	0.10000	2074800		20	1000	1100	15.0	20
n-Eicosane	LINEAR	0	0.10000	0		20	15.0	0	100	20
Squalene	LINEAR	0	0.10000	1651900		20	20.0	20.0	0.755	20

FORM VII B  
CONTINUING CALIBRATION CHECK

Lab Name: RTI Laboratories, Inc.

Contract: USA17

Case No: USA17

Lab Code: GLEN01

SAS No.:

SDG No.: 2006454

Instrument ID: GC-FID-NPD

Lab File ID: 07072037.D

Sample ID: CCV-ORO-070720-2

GC Column: Rtx-5

GC Column ID: Rtx-5 cat10255(mm)

Cal. Begin Date: 2/28/2020 9:53 AM

Cal. End Date: 2/28/2020 3:20 PM

COMPOUND	CURVE TYPE	ICAL Avg RRF	minRRF	RRF	%D	MAX %D	THEO CONC	RCVR CONC	%Drift	MAX %D <sup>2</sup>	
Diesel Range Organics C10-C28	LINEAR	0	0.10000	0		20	1000	0	100	20	Q
n-Eicosane	LINEAR	0	0.10000	2327800		20	10.0	12.0	19.3	20	
Squalene	LINEAR	0	0.10000	0		20	25.0	0	100	20	Q



FORM VII B  
CONTINUING CALIBRATION CHECK

Lab Name: RTI Laboratories, Inc.

Contract: USA17

Case No: USA17

Lab Code: GLEN01

SAS No.:

SDG No.: 2006454

Instrument ID: GC-FID-NPD

Lab File ID: 07092004.D

Sample ID: CCV-DRO-070920

GC Column: Rtx-5

GC Column ID: Rtx-5 cat10255(mm)

Cal. Begin Date: 2/28/2020 9:53 AM

Cal. End Date: 2/28/2020 3:20 PM

COMPOUND	CURVE TYPE	ICAL Avg RRF	minRRF	RRF	%D	MAX %D	THEO CONC	RCVR CONC	%Drift	MAX %D <sup>2</sup>
Diesel Range Organics C10-C28	LINEAR	0	0.10000	1935700		20	1000	1100	7.16	20
n-Eicosane	LINEAR	0	0.10000	0		20	10.0	0	100	20
Squalene	LINEAR	0	0.10000	1717700		20	20.0	21.0	4.92	20

FORM VII B  
CONTINUING CALIBRATION CHECK

Lab Name: RTI Laboratories, Inc.

Contract: USA17

Case No: USA17

Lab Code: GLEN01

SAS No.:

SDG No.: 2006454

Instrument ID: GC-FID-NPD

Lab File ID: 07092022.D

Sample ID: CCV-DRO-070920-1

GC Column: Rtx-5

GC Column ID: Rtx-5 cat10255(mm)

Cal. Begin Date: 2/28/2020 9:53 AM

Cal. End Date: 2/28/2020 3:20 PM

COMPOUND	CURVE TYPE	ICAL Avg RRF	minRRF	RRF	%D	MAX %D	THEO CONC	RCVR CONC	%Drift	MAX %D <sup>2</sup>
Diesel Range Organics C10-C28	LINEAR	0	0.10000	1805500		20	1000	990	1.30	20
n-Eicosane	LINEAR	0	0.10000	0		20	10.0	0	100	20
Squalene	LINEAR	0	0.10000	1796500		20	20.0	22.0	9.90	20

FORM VII B  
CONTINUING CALIBRATION CHECK

Lab Name: RTI Laboratories, Inc.

Contract: USA17

Case No: USA17

Lab Code: GLEN01

SAS No.:

SDG No.: 2006454

Instrument ID: GC-FID-NPD

Lab File ID: 07092034.D

Sample ID: CCV-DRO-070920-2

GC Column: Rtx-5

GC Column ID: Rtx-5 cat10255(mm)

Cal. Begin Date: 2/28/2020 9:53 AM

Cal. End Date: 2/28/2020 3:20 PM

COMPOUND	CURVE TYPE	ICAL Avg RRF	minRRF	RRF	%D	MAX %D	THEO CONC	RCVR CONC	%Drift	MAX %D <sup>2</sup>
Diesel Range Organics C10-C28	LINEAR	0	0.10000	1822700		20	1000	1000	0.327	20
n-Eicosane	LINEAR	0	0.10000	0		20	10.0	0	100	20
Squalene	LINEAR	0	0.10000	1650300		20	20.0	20.0	0.650	20

FORM VII B  
CONTINUING CALIBRATION CHECK

Lab Name: RTI Laboratories, Inc.

Contract: USA17

Case No: USA17

Lab Code: GLEN01

SAS No.:

SDG No.: 2006454

Instrument ID: GC-FID-NPD

Lab File ID: 07162004.D

Sample ID: CCV-DRO-071620

GC Column: Rtx-5

GC Column ID: Rtx-5 cat10255(mm)

Cal. Begin Date: 2/28/2020 9:53 AM

Cal. End Date: 2/28/2020 3:20 PM

COMPOUND	CURVE TYPE	ICAL Avg RRF	minRRF	RRF	%D	MAX %D	THEO CONC	RCVR CONC	%Drift	MAX %D <sup>2</sup>
Diesel Range Organics C10-C28	LINEAR	0	0.10000	1723500		20	1000	950	4.80	20
n-Eicosane	LINEAR	0	0.10000	0		20	10.0	0	100	20
Squalene	LINEAR	0	0.10000	1498700		20	20.0	18.0	8.95	20

FORM VII B  
CONTINUING CALIBRATION CHECK

Lab Name: RTI Laboratories, Inc.

Contract: USA17

Case No: USA17

Lab Code: GLEN01

SAS No.:

SDG No.: 2006454

Instrument ID: GC-FID-NPD

Lab File ID: 07162028.D

Sample ID: CCV-DRO-071620A

GC Column: Rtx-5

GC Column ID: Rtx-5 cat10255(mm)

Cal. Begin Date: 2/28/2020 9:53 AM

Cal. End Date: 2/28/2020 3:20 PM

COMPOUND	CURVE TYPE	ICAL Avg RRF	minRRF	RRF	%D	MAX %D	THEO CONC	RCVR CONC	%Drift	MAX %D <sup>2</sup>
Diesel Range Organics C10-C28	LINEAR	0	0.10000	1750800		20	1000	970	3.26	20
n-Eicosane	LINEAR	0	0.10000	0		20	10.0	0	100	20
Squalene	LINEAR	0	0.10000	1577000		20	20.0	19.0	3.99	20

FORM VII B  
CONTINUING CALIBRATION CHECK

Lab Name: RTI Laboratories, Inc.

Contract: USA17

Case No: USA17

Lab Code: GLEN01

SAS No.:

SDG No.: 2006454

Instrument ID: GC-FID-NPD

Lab File ID: 07162042.D

Sample ID: CCV-DRO-071620B

GC Column: Rtx-5

GC Column ID: Rtx-5 cat10255(mm)

Cal. Begin Date: 2/28/2020 9:53 AM

Cal. End Date: 2/28/2020 3:20 PM

COMPOUND	CURVE TYPE	ICAL Avg RRF	minRRF	RRF	%D	MAX %D	THEO CONC	RCVR CONC	%Drift	MAX %D <sup>2</sup>
Diesel Range Organics C10-C28	LINEAR	0	0.10000	1586900		20	1000	880	12.5	20
n-Eicosane	LINEAR	0	0.10000	0		20	10.0	0	100	20
Squalene	LINEAR	0	0.10000	1358200		20	20.0	16.0	17.8	20

FORM VIII PEST1  
PESTICIDE ANALYTICAL SEQUENCE

Lab Name: RTI Laboratories, Inc. Contract: USA17  
Lab Code: GLEN01 ClientID: USA17 SAS No.: SDG No.: 2006454  
GC Column: Rtx-5 ID: Rtx-5 cat10255(mm)  
Init. Calib. Date(s): 2/28/2020 2/28/2020 Instrument ID: GC-FID-NPD

THE ANALYTICAL SEQUENCE OF PERFORMANCE EVALUATION MIXTURES ,BLANKS,  
SAMPLES, AND STANDARDS IS GIVEN BELOW:

SURROGATE RT FROM CONTINUING CALIBRATION					
(DC4): 15.66			(4BF): 11.56		
CLIENT SAMPLE NO.	LAB SAMPLE ID	DATE ANALYZED	TIME ANALYZED	RT #	RT #
01 ICV-DRO-022820	ICV-DRO-022820	2/28/2020	12:37	0.00	11.56
01 ICV-ORO-022820	ICV-ORO-022820	2/28/2020	16:42	8.83	0.00
02 MB-51084	MB-51084	2/28/2020	17:10	8.83	11.56
03 LOQ-51084	LOQ-51084	2/28/2020	17:37	8.83	11.56
04 LOD-51084	LOD-51084	2/28/2020	18:04	8.83	11.56
05 IDMP-1	IDMP-1	2/28/2020	18:31	8.83	0.00
06 IDMP-2	IDMP-2	2/28/2020	18:59	8.83	11.56
07 IDMP-3	IDMP-3	2/28/2020	19:26	8.83	11.56
08 IDMP-4	IDMP-4	2/28/2020	19:53	8.83	11.56
09 MB-51117	MB-51117	2/28/2020	20:20	8.83	11.56
10 LOQ	LOQ	2/28/2020	20:48	8.83	11.56
11 IDMP-1-GDI	IDMP-1-GDI	2/28/2020	21:15	8.83	11.56
12 IDMP-2-GDI	IDMP-2-GDI	2/28/2020	21:42	8.83	11.56
13 IDMP-3-GDI	IDMP-3-GDI	2/28/2020	22:09	8.83	11.56
14 IDMP-4-GDI	IDMP-4-GDI	2/28/2020	22:37	8.83	11.56
15 CCB-022820-1	CCB-022820-1	2/28/2020	23:04	8.83	11.56
01 CCV-DRO-022820-1	CCV-DRO-022820-1	2/28/2020	23:31	0.00	11.56
01 CCV-ORO-022820-1	CCV-ORO-022820-1	2/28/2020	23:58	8.83	0.00

QC LIMITS

= n-Eicosane (± 0.00 MINUTES)  
= Squalene (± 0.00 MINUTES)

# Column used to flag values outside QC limits with an asterisk. \* Values outside of QC limits.

FORM VIII PEST1  
PESTICIDE ANALYTICAL SEQUENCE

Lab Name: RTI Laboratories, Inc. Contract: USA17  
Lab Code: GLEN01 ClientID: USA17 SAS No.: SDG No.: 2006454  
GC Column: Rtx-5 ID: Rtx-5 cat10255(mm)  
Init. Calib. Date(s): 2/28/2020 2/28/2020 Instrument ID: GC-FID-NPD

THE ANALYTICAL SEQUENCE OF PERFORMANCE EVALUATION MIXTURES ,BLANKS,  
SAMPLES, AND STANDARDS IS GIVEN BELOW:

SURROGATE RT FROM CONTINUING CALIBRATION					
(DC4): 15.66			(4BF): 11.56		
	CLIENT SAMPLE NO.	LAB SAMPLE ID	DATE ANALYZED	TIME ANALYZED	RT # RT #
01	ICV-DRO-022820	ICV-DRO-022820	2/28/2020	12:37	0.00 11.56
01	ICV-ORO-022820	ICV-ORO-022820	2/28/2020	16:42	8.83 0.00
01	CCV-DRO-070720	CCV-DRO-070720	7/7/2020	12:58	0.00 11.56
02	CRQL-ORO-070720	CRQL-ORO-070720	7/7/2020	13:26	8.83 0.00
01	CCV-ORO-070720	CCV-ORO-070720	7/7/2020	13:53	8.83 0.00
02	MB-51983	MB-51983	7/7/2020	14:21	8.83 11.56
03	LCS-51983	LCS-51983	7/7/2020	14:49	8.83 11.56
04	LCSD-51983	LCSD-51983	7/7/2020	15:17	8.83 11.56
05	TAFBS-S-66	2006454-001A	7/7/2020	15:45	8.83 11.56
06	ZZZZZ	2006454-002A	7/7/2020	16:13	8.79 11.56
07	TAFBS-S-68	2006454-003A	7/7/2020	16:41	8.84 11.56
08	TAFBS-S-69	2006454-004A	7/7/2020	17:10	8.83 11.56
09	TAFBS-S-70	2006454-005A	7/7/2020	17:38	8.83 11.56
10	TAFBS-S-1	2006454-007A	7/7/2020	18:06	8.83 11.56
11	ZZZZZ	2006454-008A	7/7/2020	18:34	8.83 11.56
12	ZZZZZ	2006454-009A	7/7/2020	19:02	8.83 11.56
13	TAFBS-S-4	2006454-010A	7/7/2020	19:30	8.84 11.56
14	TAFBS-S-5	2006454-011A	7/7/2020	19:58	8.83 11.56
15	CCB-070720-1	CCB-070720-1	7/7/2020	20:26	8.83 11.56
01	CCV-DRO-070720-1	CCV-DRO-070720-1	7/7/2020	20:54	0.00 11.56
01	CCV-ORO-070720-1	CCV-ORO-070720-1	7/7/2020	21:22	8.83 0.00
02	TAFBS-S-64	2006454-014A	7/7/2020	21:50	8.83 11.56
03	TAFBS-S-64MS	2006454-014A	7/7/2020	22:18	8.83 11.56
04	TAFBS-S-64MSD	2006454-014A	7/7/2020	22:46	8.83 11.56
05	TAFBS-S-63	2006454-015A	7/7/2020	23:14	8.83 11.56
06	TAFBS-S-61	2006454-017A	7/7/2020	23:42	8.83 11.56
07	ZZZZZ	2006454-018A	7/8/2020	00:10	8.83 11.56
08	TAFBS-S-59	2006454-019A	7/8/2020	00:38	8.83 11.56
09	TAFBS-S-58	2006454-020A	7/8/2020	01:05	8.83 11.56



FORM VIII PEST1  
PESTICIDE ANALYTICAL SEQUENCE

Lab Name: RTI Laboratories, Inc. Contract: USA17  
 Lab Code: GLEN01 ClientID: USA17 SAS No.: SDG No.: 2006454  
 GC Column: Rtx-5 ID: Rtx-5 cat10255(mm)  
 Init. Calib. Date(s): 2/28/2020 2/28/2020 Instrument ID: GC-FID-NPD

THE ANALYTICAL SEQUENCE OF PERFORMANCE EVALUATION MIXTURES ,BLANKS,  
SAMPLES, AND STANDARDS IS GIVEN BELOW:

SURROGATE RT FROM CONTINUING CALIBRATION					
(DC4): 15.66			(4BF): 11.56		
CLIENT SAMPLE NO.	LAB SAMPLE ID	DATE ANALYZED	TIME ANALYZED	RT #	RT #
10 TAFBS-S-71	2006454-006A	7/8/2020	01:33	8.83	11.56
11 ZZZZZ	2006454-012A	7/8/2020	02:01	8.83	11.56
12 TAFBS-S-65	2006454-013A	7/8/2020	02:29	8.83	11.56
13 TAFBS-S-62	2006454-016A	7/8/2020	02:56	8.83	11.56
14 CCB-070720-2	CCB-070720-2	7/8/2020	03:24	8.83	11.56
01 CCV-DRO-070720-2	CCV-DRO-070720-2	7/8/2020	03:52	0.00	11.56
01 CCV-ORO-070720-2	CCV-ORO-070720-2	7/8/2020	04:19	8.83	0.00

QC LIMITS

= n-Eicosane (± 0.00 MINUTES)  
 = Squalene (± 0.00 MINUTES)

# Column used to flag values outside QC limits with an asterisk. \* Values outside of QC limits.

FORM VIII PEST1  
PESTICIDE ANALYTICAL SEQUENCE

Lab Name: RTI Laboratories, Inc. Contract: USA17  
 Lab Code: GLEN01 ClientID: USA17 SAS No.: SDG No.: 2006454  
 GC Column: Rtx-5 ID: Rtx-5 cat10255(mm)  
 Init. Calib. Date(s): 2/28/2020 2/28/2020 Instrument ID: GC-FID-NPD

THE ANALYTICAL SEQUENCE OF PERFORMANCE EVALUATION MIXTURES ,BLANKS,  
SAMPLES, AND STANDARDS IS GIVEN BELOW:

SURROGATE RT FROM CONTINUING CALIBRATION					
(DC4): 15.66			(4BF): 11.56		
	CLIENT SAMPLE NO.	LAB SAMPLE ID	DATE ANALYZED	TIME ANALYZED	RT # RT #
01	ICV-DRO-022820	ICV-DRO-022820	2/28/2020	12:37	0.00 11.56
01	CCV-DRO-070920	CCV-DRO-070920	7/9/2020	11:54	0.00 11.55
02	MB-51991	MB-51991	7/9/2020	12:22	8.83 11.55
03	LCS-51991	LCS-51991	7/9/2020	12:49	8.83 11.55
04	LCSD-51991	LCSD-51991	7/9/2020	13:18	8.82 11.55
05	TAFBS-S-57	2006454-021A	7/9/2020	13:45	8.83 11.55
06	TAFBS-S-56	2006454-022A	7/9/2020	14:13	8.83 11.55
07	TAFBS-S-55	2006454-023A	7/9/2020	14:42	8.83 11.55
08	TAFBS-S-54	2006454-024A	7/9/2020	16:28	8.83 11.56
09	TAFBS-S-53	2006454-025A	7/9/2020	16:56	8.83 11.56
10	TAFBS-S-52	2006454-026A	7/9/2020	17:24	8.83 11.56
11	TAFBS-S-51	2006454-027A	7/9/2020	17:52	8.83 11.56
12	TAFBS-S-51MS	2006454-027A	7/9/2020	18:20	8.83 11.56
13	TAFBS-S-51MSD	2006454-027A	7/9/2020	18:48	8.83 11.56
14	ZZZZZ	2006479-001A	7/9/2020	19:16	8.83 11.56
15	ZZZZZ	2006479-002A	7/9/2020	19:44	8.83 11.56
16	ZZZZZ	2006479-003A	7/9/2020	20:12	8.83 11.56
17	CCB-070920-1	CCB-070920-1	7/9/2020	20:39	8.83 11.56
01	CCV-DRO-070920-1	CCV-DRO-070920-1	7/9/2020	21:07	0.00 11.55
02	ZZZZZ	2006479-004A	7/9/2020	21:35	8.83 11.55
03	ZZZZZ	2006479-005A	7/9/2020	22:03	8.83 11.56
04	ZZZZZ	2006479-006A	7/9/2020	22:30	8.83 11.55
05	ZZZZZ	2006479-007A	7/9/2020	22:58	8.83 11.56
06	ZZZZZ	2006481-001A	7/9/2020	23:26	8.83 11.56
07	ZZZZZ	2006481-002A	7/9/2020	23:53	8.83 11.56
08	ZZZZZ	2006481-003A	7/10/2020	00:21	8.83 11.55
09	ZZZZZ	2006481-004A	7/10/2020	00:48	8.83 11.55
10	ZZZZZ	2006481-005A	7/10/2020	01:16	8.83 11.55
11	ZZZZZ	2006481-006A	7/10/2020	01:43	8.83 11.55

FORM VIII PEST1  
PESTICIDE ANALYTICAL SEQUENCE

Lab Name: RTI Laboratories, Inc. Contract: USA17  
 Lab Code: GLEN01 ClientID: USA17 SAS No.: SDG No.: 2006454  
 GC Column: Rtx-5 ID: Rtx-5 cat10255(mm)  
 Init. Calib. Date(s): 2/28/2020 2/28/2020 Instrument ID: GC-FID-NPD

THE ANALYTICAL SEQUENCE OF PERFORMANCE EVALUATION MIXTURES ,BLANKS,  
SAMPLES, AND STANDARDS IS GIVEN BELOW:

SURROGATE RT FROM CONTINUING CALIBRATION					
(DC4): 15.66			(4BF): 11.56		
CLIENT SAMPLE NO.	LAB SAMPLE ID	DATE ANALYZED	TIME ANALYZED	RT #	RT #
12 CCB-070920-2	CCB-070920-2	7/10/2020	02:11	8.83	11.55
01 CCV-DRO-070920-2	CCV-DRO-070920-2	7/10/2020	02:38	0.00	11.55

QC LIMITS

= n-Eicosane (± 0.00 MINUTES)  
 = Squalene (± 0.00 MINUTES)

# Column used to flag values outside QC limits with an asterisk. \* Values outside of QC limits.

FORM VIII PEST1  
PESTICIDE ANALYTICAL SEQUENCE

Lab Name: RTI Laboratories, Inc. Contract: USA17  
Lab Code: GLEN01 ClientID: USA17 SAS No.: SDG No.: 2006454  
GC Column: Rtx-5 ID: Rtx-5 cat10255(mm)  
Init. Calib. Date(s): 2/28/2020 2/28/2020 Instrument ID: GC-FID-NPD

THE ANALYTICAL SEQUENCE OF PERFORMANCE EVALUATION MIXTURES ,BLANKS,  
SAMPLES, AND STANDARDS IS GIVEN BELOW:

SURROGATE RT FROM CONTINUING CALIBRATION					
(DC4): 15.66			(4BF): 11.56		
	CLIENT SAMPLE NO.	LAB SAMPLE ID	DATE ANALYZED	TIME ANALYZED	RT #
01	ICV-DRO-022820	ICV-DRO-022820	2/28/2020	12:37	0.00
01	CCV-DRO-071620	CCV-DRO-071620	7/16/2020	12:12	0.00
02	MB-52015	MB-52015	7/16/2020	14:57	8.83
03	LCS-52015	LCS-52015	7/16/2020	15:25	8.83
04	LCSD-52015	LCSD-52015	7/16/2020	15:52	8.83
05	ZZZZZ	2006583-006A	7/16/2020	16:20	8.83
06	MS	2006583-006AMS	7/16/2020	16:47	8.83
07	MSD	2006583-006AMSD	7/16/2020	17:15	8.83
08	ZZZZZ	2006518-022A	7/16/2020	17:42	8.83
09	ZZZZZ	2006518-023A	7/16/2020	18:09	8.83
10	ZZZZZ	2006518-024A	7/16/2020	18:37	8.83
11	ZZZZZ	2006518-025A	7/16/2020	19:04	8.83
12	ZZZZZ	2006518-026A	7/16/2020	19:32	8.83
13	TAFBS-S-67	2006454-002A	7/16/2020	19:59	8.85
14	TAFBS-S-2	2006454-008A	7/16/2020	20:27	8.83
15	TAFBS-S-3	2006454-009A	7/16/2020	20:54	8.83
16	TAFBS-S-6	2006454-012A	7/16/2020	21:22	8.83
17	CCB-071620A	CCB-071620A	7/16/2020	22:43	8.83
01	CCV-DRO-071620A	CCV-DRO-071620A	7/16/2020	23:11	0.00
02	ZZZZZ	2006583-001A	7/16/2020	23:38	8.83
03	ZZZZZ	2006583-003A	7/17/2020	00:05	8.83
04	ZZZZZ	2006583-004A	7/17/2020	00:33	8.83
05	ZZZZZ	2006583-005A	7/17/2020	01:00	8.83
06	ZZZZZ	2006583-007A	7/17/2020	01:27	8.83
07	ZZZZZ	2006583-008A	7/17/2020	01:54	8.83
08	ZZZZZ	2006583-009A	7/17/2020	02:21	8.83
09	ZZZZZ	2006583-010A	7/17/2020	02:48	8.83
10	TAFBS-S-60	2006454-018A	7/17/2020	03:16	8.83
11	ZZZZZ	2006583-002A	7/17/2020	03:43	8.83

FORM VIII PEST1  
PESTICIDE ANALYTICAL SEQUENCE

Lab Name: RTI Laboratories, Inc. Contract: USA17  
 Lab Code: GLEN01 ClientID: USA17 SAS No.: SDG No.: 2006454  
 GC Column: Rtx-5 ID: Rtx-5 cat10255(mm)  
 Init. Calib. Date(s): 2/28/2020 2/28/2020 Instrument ID: GC-FID-NPD

THE ANALYTICAL SEQUENCE OF PERFORMANCE EVALUATION MIXTURES ,BLANKS,  
SAMPLES, AND STANDARDS IS GIVEN BELOW:

SURROGATE RT FROM CONTINUING CALIBRATION					
(DC4): 15.66			(4BF): 11.56		
CLIENT SAMPLE NO.	LAB SAMPLE ID	DATE ANALYZED	TIME ANALYZED	RT #	RT #
12 CCB-071620B	CCB-071620B	7/17/2020	05:04	8.83	11.55
01 CCV-DRO-071620B	CCV-DRO-071620B	7/17/2020	05:31	0.00	11.55

QC LIMITS

= n-Eicosane (± 0.00 MINUTES)  
 = Squalene (± 0.00 MINUTES)

# Column used to flag values outside QC limits with an asterisk. \* Values outside of QC limits.

Data Directory: R:\2\DATA\070720\

SampleName	MiscInfo	Vial	Multiplier	Injection Time
1) 0707200A.D PRIME		100	1.000	07 Jul 2020 10:12 am
2) 0707201B.D PRIME		100	1.000	07 Jul 2020 10:39 am
3) 0707202C.D PRIME		100	1.000	07 Jul 2020 11:07 am
4) 07072001.D RTX-070720		1	1.000	07 Jul 2020 11:35 am
5) 07072002.D CCB-070720		2	1.000	07 Jul 2020 12:02 pm
6) 07072003.D CRQL-DRO-070720		3	1.000	07 Jul 2020 12:30 pm
7) 07072004.D CCV-DRO-070720		4	1.000	07 Jul 2020 12:58 pm
8) 07072005.D CRQL-ORO-070720		5	1.000	07 Jul 2020 1:26 pm
9) 07072006.D CCV-ORO-070720		6	1.000	07 Jul 2020 1:53 pm
10) 07072007.D MB-51983		7	1.000	07 Jul 2020 2:21 pm
11) 07072008.D LCS-51983		8	1.000	07 Jul 2020 2:49 pm
12) 07072009.D LCSD-51983		9	1.000	07 Jul 2020 3:17 pm
13) 07072010.D 2006454-001A		10	1.000	07 Jul 2020 3:45 pm
14) 07072011.D 2006454-002A		11	1.000	07 Jul 2020 4:13 pm
15) 07072012.D 2006454-003A		12	1.000	07 Jul 2020 4:41 pm
16) 07072013.D 2006454-004A		13	1.000	07 Jul 2020 5:10 pm
17) 07072014.D 2006454-005A		14	1.000	07 Jul 2020 5:38 pm
18) 07072015.D 2006454-007A		15	1.000	07 Jul 2020 6:06 pm
19) 07072016.D 2006454-008A		16	1.000	07 Jul 2020 6:34 pm
20) 07072017.D 2006454-009A		17	1.000	07 Jul 2020 7:02 pm
21) 07072018.D 2006454-010A		18	1.000	07 Jul 2020 7:30 pm

22) 07072019.D 2006454-011A	19	1.000	07 Jul 2020	7:58 pm
-----				
23) 07072020.D CCB-070720-1	2	1.000	07 Jul 2020	8:26 pm
-----				
24) 07072021.D CCV-DRO-070720-1	4	1.000	07 Jul 2020	8:54 pm
-----				
25) 07072022.D CCV-ORO-070720-1	6	1.000	07 Jul 2020	9:22 pm
-----				
26) 07072023.D 2006454-014A	20	1.000	07 Jul 2020	9:50 pm
-----				
27) 07072024.D 2006454-014AMS	21	1.000	07 Jul 2020	10:18 pm
-----				
28) 07072025.D 2006454-014AMSD	22	1.000	07 Jul 2020	10:46 pm
-----				
29) 07072026.D 2006454-015A	23	1.000	07 Jul 2020	11:14 pm
-----				
30) 07072027.D 2006454-017A	24	1.000	07 Jul 2020	11:42 pm
-----				
31) 07072028.D 2006454-018A	25	1.000	08 Jul 2020	12:10 am
-----				
32) 07072029.D 2006454-019A	26	1.000	08 Jul 2020	12:38 am
-----				
33) 07072030.D 2006454-020A	27	1.000	08 Jul 2020	1:05 am
-----				
34) 07072031.D 2006454-006A	28	1.000	08 Jul 2020	1:33 am
-----				
35) 07072032.D 2006454-012A	29	1.000	08 Jul 2020	2:01 am
-----				
36) 07072033.D 2006454-013A	30	1.000	08 Jul 2020	2:29 am
-----				
37) 07072034.D 2006454-016A	31	1.000	08 Jul 2020	2:56 am
-----				
38) 07072035.D CCB-070720-2	2	1.000	08 Jul 2020	3:24 am
-----				
39) 07072036.D CCV-DRO-070720-2	4	1.000	08 Jul 2020	3:52 am
-----				
40) 07072037.D CCV-ORO-070720-2	6	1.000	08 Jul 2020	4:19 am
-----				

Data Path : R:\2\DATA\070720\  
 Data File : 07072001.D  
 Signal(s) : FID2B.CH  
 Acq On : 07 Jul 2020 11:35 am  
 Operator : GCSVOC-Dhiren  
 Sample : RTX-070720  
 Misc :  
 ALS Vial : 1 Sample Multiplier: 1

Integration File: EVENTS.E  
 Quant Time: Jul 07 16:04:01 2020  
 Quant Method : Z:\HPCHEM\2\METHODS\C10-40.M  
 Quant Title : Retention Time C8-40  
 QLast Update : Wed Dec 18 10:37:38 2019  
 Response via : Initial Calibration  
 Integrator: ChemStation 6890 Scale Mode: Large solvent peaks clipped

Volume Inj. :  
 Signal Phase :  
 Signal Info :

Compound	R.T.	Response	Conc Units
-----			
Target Compounds			
1) C8	2.393	218963883	2.674 ug/mL
2) C10	3.840	220971520	186.479 ug/mL
3) C12	5.095	217010579	188.406 ug/mL
4) C14	6.188	214988315	189.531 ug/mL
5) C16	7.160	216664801	194.954 ug/mL
6) C18	8.035	223780931	202.767 ug/mL
7) C20	8.831	228534222	206.539 ug/mL
8) C22	9.559	233099081	206.643 ug/mL
9) C24	10.229	235058163	202.928 ug/mL
10) C25	10.545	242675277	233.287 ug/mL
11) C26	10.849	233529941	195.326 ug/mL
12) C28	11.426	223487411	180.040 ug/mL
13) C30	11.968	202960743	163.422 ug/mL
14) C32	12.541	166819649	140.227 ug/mL
15) C34	13.172	126761992	114.624 ug/mL
16) C36	13.919	89497014	97.094 ug/mL
17) C38	14.891	61128215	86.839 ug/mL
18) C40	16.280f	48722912	94.886 ug/mL
-----			

(f)=RT Delta > 1/2 Window

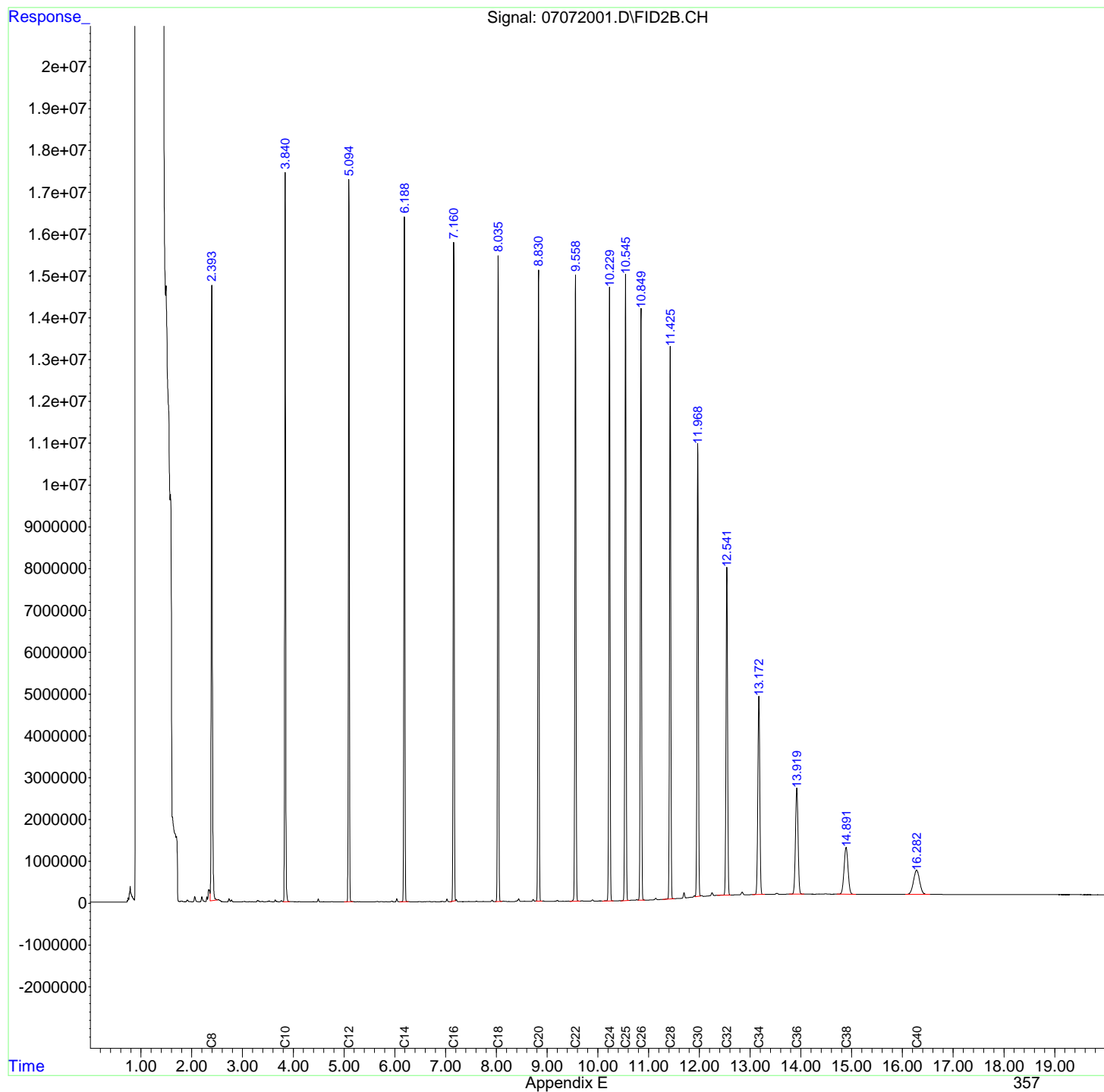
(m)=manual int.



Data Path : R:\2\DATA\070720\  
Data File : 07072001.D  
Signal(s) : FID2B.CH  
Acq On : 07 Jul 2020 11:35 am  
Operator : GCSVOC-Dhiren  
Sample : RTX-070720  
Misc :  
ALS Vial : 1 Sample Multiplier: 1

Integration File: EVENTS.E  
Quant Time: Jul 07 16:04:01 2020  
Quant Method : Z:\HPCHEM\2\METHODS\C10-40.M  
Quant Title : Rentention Time C8-40  
QLast Update : Wed Dec 18 10:37:38 2019  
Response via : Initial Calibration  
Integrator: ChemStation 6890 Scale Mode: Large solvent peaks clipped

Volume Inj. :  
Signal Phase :  
Signal Info :



Data Path : R:\2\DATA\070720\  
 Data File : 07072002.D  
 Signal(s) : FID2B.CH  
 Acq On : 07 Jul 2020 12:02 pm  
 Operator : GCSVOC-Dhiren  
 Sample : CCB-070720  
 Misc :  
 ALS Vial : 2 Sample Multiplier: 1

Integration File: EVENTS.E  
 Quant Time: Jul 07 16:06:17 2020  
 Quant Method : Z:\HPCHEM\2\METHODS\022820DRO-ORO.M  
 Quant Title : DRO-ORO 09-09-15 DRO/ORO  
 QLast Update : Fri Feb 28 16:32:12 2020  
 Response via : Initial Calibration  
 Integrator: ChemStation 6890 Scale Mode: Large solvent peaks clipped

Volume Inj. :  
 Signal Phase :  
 Signal Info :

Compound	R.T.	Response	Conc	Units
-----				
System Monitoring Compounds				
4) S n-Eicosane	8.830	32766427	17.045	ug/mLm
8) S1 Squalene	11.555	27278237	16.505	ug/mL
Target Compounds				
1) H DRO C10-C20	0.000	0	N.D.	ug/mL
2) H DRO C10-C25	0.000	0	N.D.	ug/mL
3) H DRO C10-C28	0.000	0	N.D.	ug/mL
5) H1 ORO C20-C34	0.000	0	N.D.	ug/mL
6) H1 ORO C25-C36	0.000	0	N.D.	ug/mL
7) H1 DRO C10-C36	0.000	0	N.D.	ug/mL
-----				

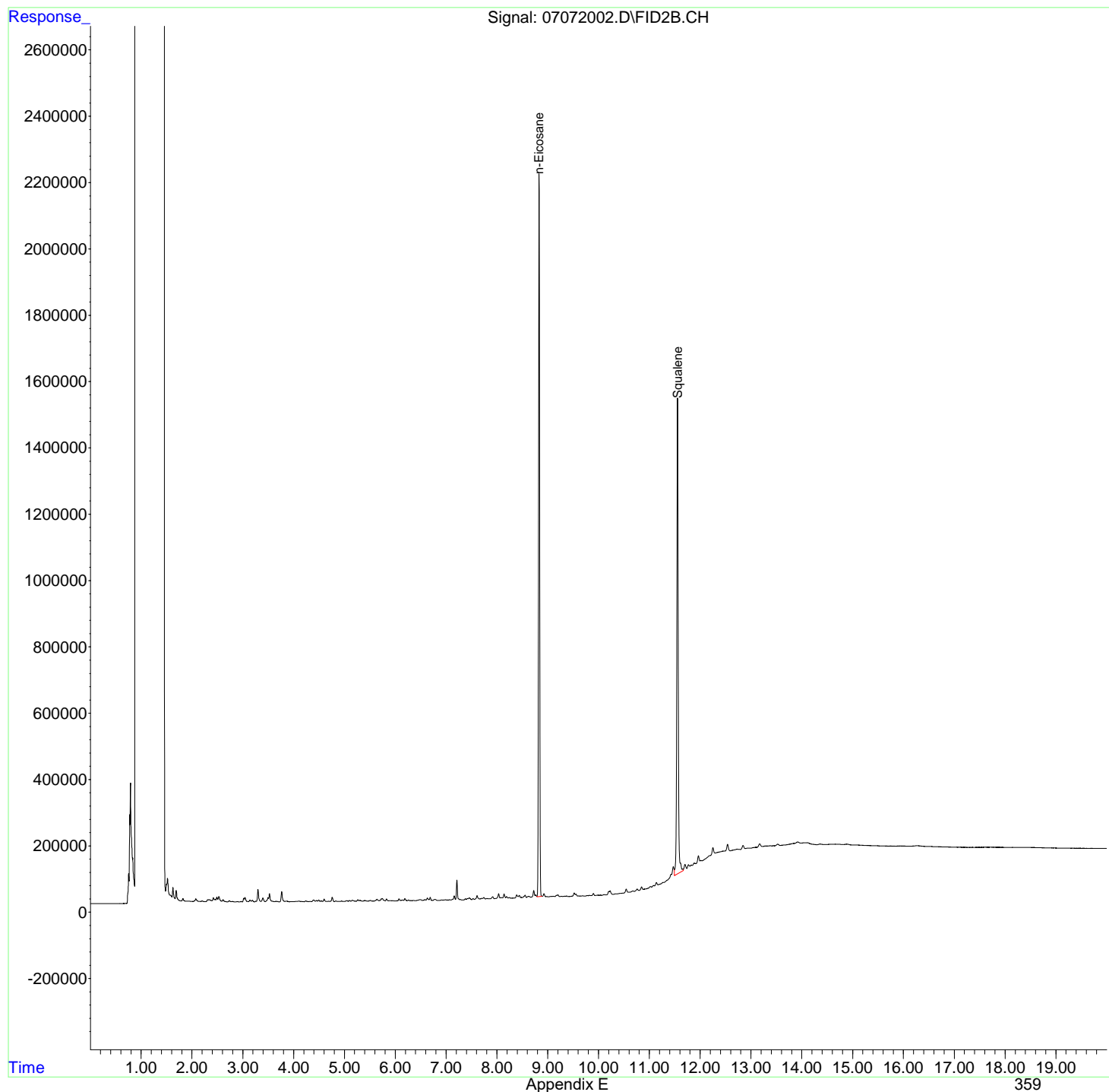
(f)=RT Delta > 1/2 Window

(m)=manual int.

Data Path : R:\2\DATA\070720\  
Data File : 07072002.D  
Signal(s) : FID2B.CH  
Acq On : 07 Jul 2020 12:02 pm  
Operator : GCSVOC-Dhiren  
Sample : CCB-070720  
Misc :  
ALS Vial : 2 Sample Multiplier: 1

Integration File: EVENTS.E  
Quant Time: Jul 07 16:06:17 2020  
Quant Method : Z:\HPCHEM\2\METHODS\022820DRO-ORO.M  
Quant Title : DRO-ORO 09-09-15 DRO/ORO  
QLast Update : Fri Feb 28 16:32:12 2020  
Response via : Initial Calibration  
Integrator: ChemStation 6890 Scale Mode: Large solvent peaks clipped

Volume Inj. :  
Signal Phase :  
Signal Info :



Data Path : R:\2\DATA\070720\  
 Data File : 07072003.D  
 Signal(s) : FID2B.CH  
 Acq On : 07 Jul 2020 12:30 pm  
 Operator : GCSVOC-Dhiren  
 Sample : CRQL-DRO-070720  
 Misc :  
 ALS Vial : 3 Sample Multiplier: 1

Integration File: EVENTS.E  
 Quant Time: Jul 08 09:39:39 2020  
 Quant Method : Z:\HPCHEM\2\METHODS\022820DRO-ORO.M  
 Quant Title : DRO-ORO 09-09-15 DRO/ORO  
 QLast Update : Fri Feb 28 16:32:12 2020  
 Response via : Initial Calibration  
 Integrator: ChemStation 6890 Scale Mode: Large solvent peaks clipped

Volume Inj. :  
 Signal Phase :  
 Signal Info :

Compound	R.T.	Response	Conc Units
-----			
System Monitoring Compounds			
4) S n-Eicosane	0.000	0	N.D. ug/mL
8) S1 Squalene	11.554	4500084	2.092 ug/mLm
Target Compounds			
1) H DRO C10-C20	5.050	108281148	56.416 ug/mLm
2) H DRO C10-C25	5.150	131778424	63.628 ug/mLm
3) H DRO C10-C28	6.850	147458387	64.175 ug/mLm
5) H1 ORO C20-C34	0.000	0	N.D. ug/mL
6) H1 ORO C25-C36	0.000	0	N.D. ug/mL
7) H1 DRO C10-C36	0.000	0	N.D. ug/mL
-----			

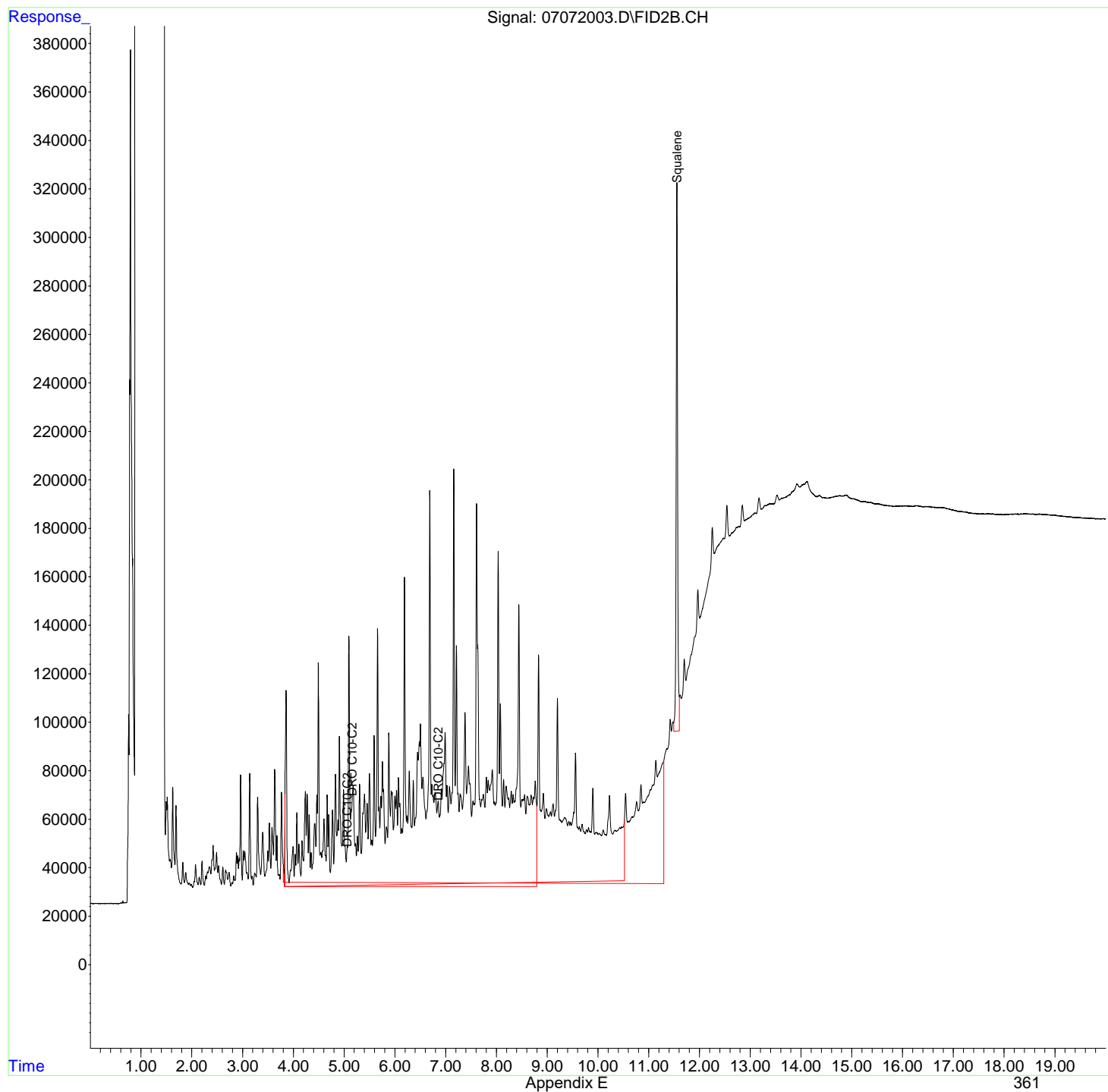
(f)=RT Delta > 1/2 Window

(m)=manual int.

Data Path : R:\2\DATA\070720\  
Data File : 07072003.D  
Signal(s) : FID2B.CH  
Acq On : 07 Jul 2020 12:30 pm  
Operator : GCSVOC-Dhiren  
Sample : CRQL-DRO-070720  
Misc :  
ALS Vial : 3 Sample Multiplier: 1

Integration File: EVENTS.E  
Quant Time: Jul 08 09:39:39 2020  
Quant Method : Z:\HPCHEM\2\METHODS\022820DRO-ORO.M  
Quant Title : DRO-ORO 09-09-15 DRO/ORO  
QLast Update : Fri Feb 28 16:32:12 2020  
Response via : Initial Calibration  
Integrator: ChemStation 6890 Scale Mode: Large solvent peaks clipped

Volume Inj. :  
Signal Phase :  
Signal Info :



Data Path : R:\2\DATA\070720\  
 Data File : 07072004.D  
 Signal(s) : FID2B.CH  
 Acq On : 07 Jul 2020 12:58 pm  
 Operator : GCSVOC-Dhiren  
 Sample : CCV-DRO-070720  
 Misc :  
 ALS Vial : 4 Sample Multiplier: 1

Integration File: EVENTS.E  
 Quant Time: Jul 08 09:40:24 2020  
 Quant Method : Z:\HPCHEM\2\METHODS\022820DRO-ORO.M  
 Quant Title : DRO-ORO 09-09-15 DRO/ORO  
 QLast Update : Fri Feb 28 16:32:12 2020  
 Response via : Initial Calibration  
 Integrator: ChemStation 6890 Scale Mode: Large solvent peaks clipped

Volume Inj. :  
 Signal Phase :  
 Signal Info :

Min. RRF : 0.000 Min. Rel. Area : 50% Max. R.T. Dev 0.50min  
 Max. RRF Dev : 15% Max. Rel. Area : 150%

	Compound	Amount	Calc.	%Dev	Area%	Dev (Min)
1 H	DRO C10-C20	1000.000	1163.521	-16.4#	0	0.00
2 H	DRO C10-C25	1000.000	1145.099	-14.5	0	0.00
3 H	DRO C10-C28	1000.000	1125.414	-12.5	0	0.00
7 H1	DRO C10-C36	1000.000	1102.603	-10.3	0	0.00
8 S1	Squalene	20.000	21.961	-9.8	0	0.00

Evaluate Continuing Calibration Report - Not Found

4 S	n-Eicosane	10.000	0.000	100.0#	0	-8.83#
5 H1	ORO C20-C34	1000.000	0.000	100.0#	0	-9.23#
6 H1	ORO C25-C36	1000.000	0.000	100.0#	0	-10.70#

(#) = Out of Range

SPCC's out = 0 CCC's out = 0

Data Path : R:\2\DATA\070720\  
 Data File : 07072004.D  
 Signal(s) : FID2B.CH  
 Acq On : 07 Jul 2020 12:58 pm  
 Operator : GCSVOC-Dhiren  
 Sample : CCV-DRO-070720  
 Misc :  
 ALS Vial : 4 Sample Multiplier: 1

Integration File: EVENTS.E  
 Quant Time: Jul 08 09:40:24 2020  
 Quant Method : Z:\HPCHEM\2\METHODS\022820DRO-ORO.M  
 Quant Title : DRO-ORO 09-09-15 DRO/ORO  
 QLast Update : Fri Feb 28 16:32:12 2020  
 Response via : Initial Calibration  
 Integrator: ChemStation 6890 Scale Mode: Large solvent peaks clipped

Volume Inj. :  
 Signal Phase :  
 Signal Info :

Compound	R.T.	Response	Conc	Units
-----				
System Monitoring Compounds				
4) S n-Eicosane	0.000	0	N.D.	ug/mL
8) S1 Squalene	11.555	35899658	21.961	ug/mL
Target Compounds				
1) H DRO C10-C20	5.050	1756500495	1163.521	ug/mLm
2) H DRO C10-C25	5.150	2011069978	1145.099	ug/mLm
3) H DRO C10-C28	6.850	2031246723	1125.414	ug/mLm
5) H1 ORO C20-C34	0.000	0	N.D.	ug/mL
6) H1 ORO C25-C36	0.000	0	N.D.	ug/mL
7) H1 DRO C10-C36	8.400	2102659878	1102.603	ug/mLm
-----				

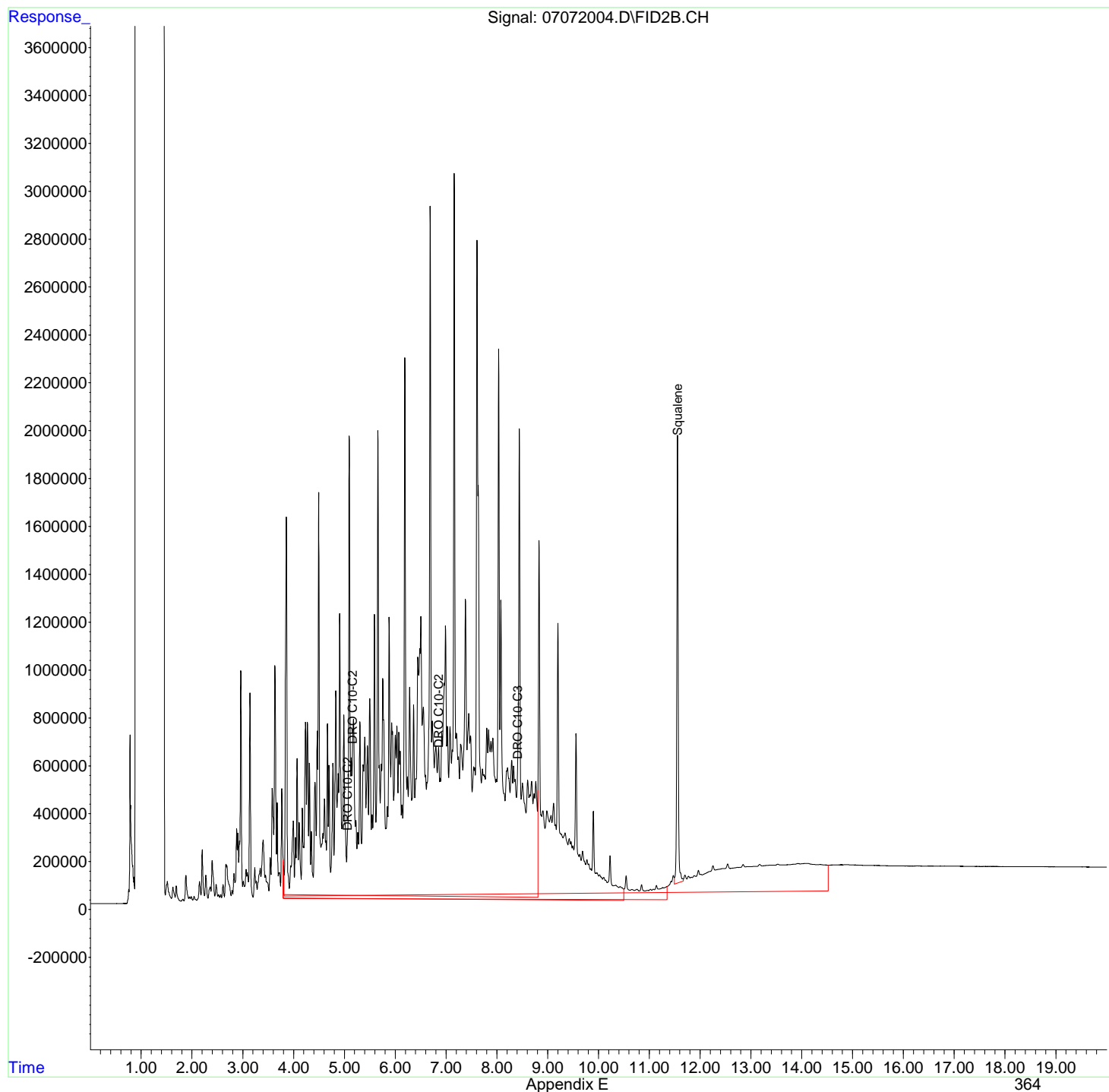
(f)=RT Delta > 1/2 Window

(m)=manual int.

Data Path : R:\2\DATA\070720\  
Data File : 07072004.D  
Signal(s) : FID2B.CH  
Acq On : 07 Jul 2020 12:58 pm  
Operator : GCSVOC-Dhiren  
Sample : CCV-DRO-070720  
Misc :  
ALS Vial : 4 Sample Multiplier: 1

Integration File: EVENTS.E  
Quant Time: Jul 08 09:40:24 2020  
Quant Method : Z:\HPCHEM\2\METHODS\022820DRO-ORO.M  
Quant Title : DRO-ORO 09-09-15 DRO/ORO  
QLast Update : Fri Feb 28 16:32:12 2020  
Response via : Initial Calibration  
Integrator: ChemStation 6890 Scale Mode: Large solvent peaks clipped

Volume Inj. :  
Signal Phase :  
Signal Info :





Data Path : R:\2\DATA\070720\  
 Data File : 07072005.D  
 Signal(s) : FID2B.CH  
 Acq On : 07 Jul 2020 1:26 pm  
 Operator : GCSVOC-Dhiren  
 Sample : CRQL-ORO-070720  
 Misc :  
 ALS Vial : 5 Sample Multiplier: 1

Integration File: EVENTS.E  
 Quant Time: Jul 08 09:41:20 2020  
 Quant Method : Z:\HPCHEM\2\METHODS\022820DRO-ORO.M  
 Quant Title : DRO-ORO 09-09-15 DRO/ORO  
 QLast Update : Fri Feb 28 16:32:12 2020  
 Response via : Initial Calibration  
 Integrator: ChemStation 6890 Scale Mode: Large solvent peaks clipped

Volume Inj. :  
 Signal Phase :  
 Signal Info :

Compound	R.T.	Response	Conc	Units
-----				
System Monitoring Compounds				
4) S n-Eicosane	8.831	5839733	2.542	ug/mL
8) S1 Squalene	0.000	0	N.D.	ug/mL
Target Compounds				
1) H DRO C10-C20	0.000	0	N.D.	ug/mL
2) H DRO C10-C25	0.000	0	N.D.	ug/mL
3) H DRO C10-C28	0.000	0	N.D.	ug/mL
5) H1 ORO C20-C34	9.230	332016163	217.241	ug/mLm
6) H1 ORO C25-C36	10.700	395498409	207.959	ug/mLm
7) H1 DRO C10-C36	0.000	0	N.D.	ug/mL
-----				

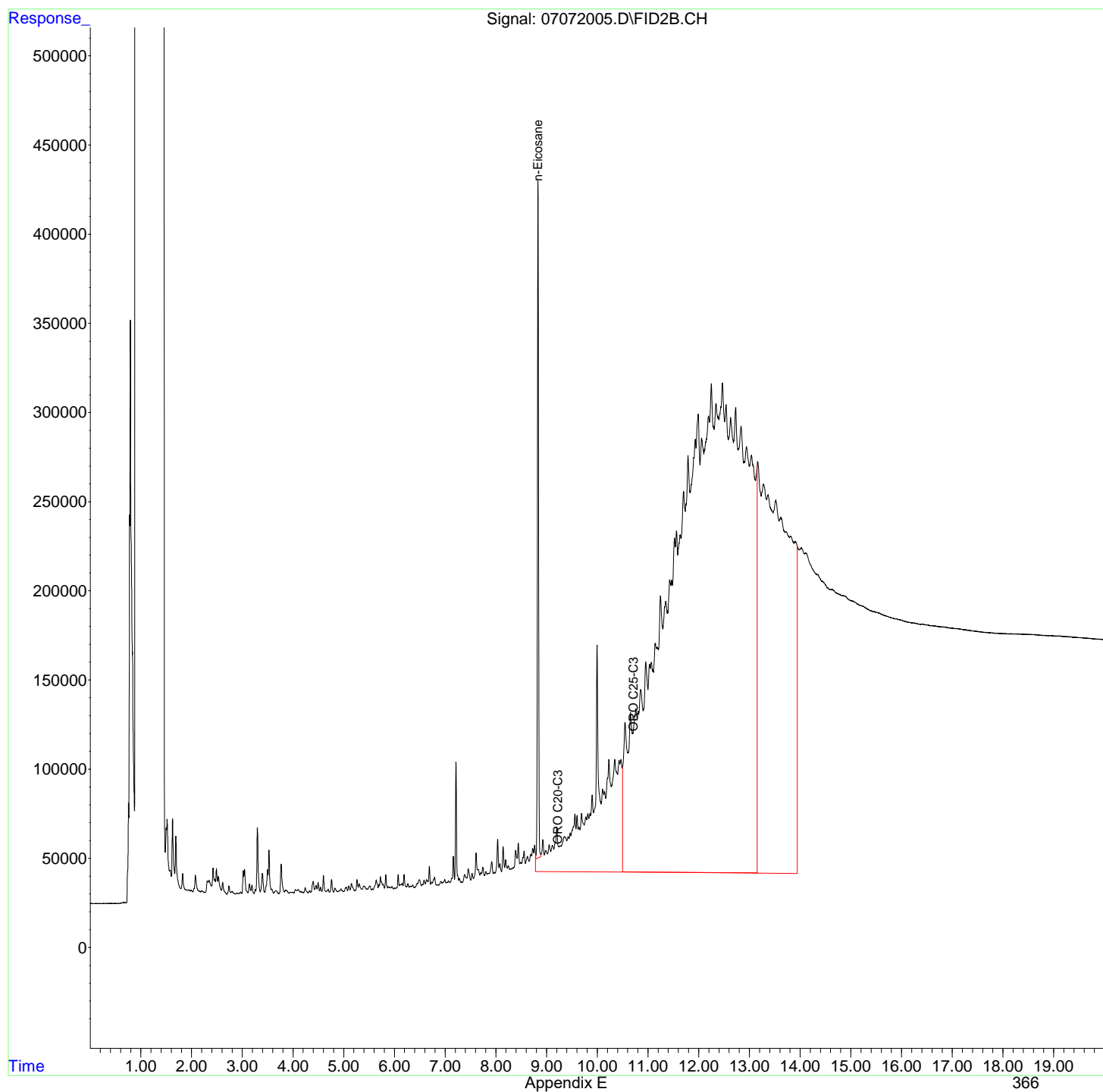
(f)=RT Delta > 1/2 Window

(m)=manual int.

Data Path : R:\2\DATA\070720\  
Data File : 07072005.D  
Signal(s) : FID2B.CH  
Acq On : 07 Jul 2020 1:26 pm  
Operator : GCSVOC-Dhiren  
Sample : CRQL-ORO-070720  
Misc :  
ALS Vial : 5 Sample Multiplier: 1

Integration File: EVENTS.E  
Quant Time: Jul 08 09:41:20 2020  
Quant Method : Z:\HPCHEM\2\METHODS\022820DRO-ORO.M  
Quant Title : DRO-ORO 09-09-15 DRO/ORO  
QLast Update : Fri Feb 28 16:32:12 2020  
Response via : Initial Calibration  
Integrator: ChemStation 6890 Scale Mode: Large solvent peaks clipped

Volume Inj. :  
Signal Phase :  
Signal Info :



Data Path : R:\2\DATA\070720\  
 Data File : 07072006.D  
 Signal(s) : FID2B.CH  
 Acq On : 07 Jul 2020 1:53 pm  
 Operator : GCSVOC-Dhiren  
 Sample : CCV-ORO-070720  
 Misc :  
 ALS Vial : 6 Sample Multiplier: 1

Integration File: EVENTS.E  
 Quant Time: Jul 07 16:57:41 2020  
 Quant Method : Z:\HPCHEM\2\METHODS\022820DRO-ORO.M  
 Quant Title : DRO-ORO 09-09-15 DRO/ORO  
 QLast Update : Fri Feb 28 16:32:12 2020  
 Response via : Initial Calibration  
 Integrator: ChemStation 6890 Scale Mode: Large solvent peaks clipped

Volume Inj. :  
 Signal Phase :  
 Signal Info :

Min. RRF : 0.000 Min. Rel. Area : 50% Max. R.T. Dev 0.50min  
 Max. RRF Dev : 15% Max. Rel. Area : 150%

	Compound	Amount	Calc.	%Dev	Area%	Dev (Min)
4 S	n-Eicosane	10.000	11.779	-17.8#	0	0.00
5 H1	ORO C20-C34	1000.000	917.241	8.3	0	0.00
6 H1	ORO C25-C36	1000.000	850.418	15.0	0	0.00
7 H1	DRO C10-C36	1000.000	-110.444	111.0#	0	-8.40#

Evaluate Continuing Calibration Report - Not Finds

1 H	DRO C10-C20	1000.000	0.000	100.0#	0	-5.05#
2 H	DRO C10-C25	1000.000	0.000	100.0#	0	-5.15#
3 H	DRO C10-C28	1000.000	0.000	100.0#	0	-6.85#
8 S1	Squalene	20.000	0.000	100.0#	0	-11.56#

(#) = Out of Range

SPCC's out = 0 CCC's out = 0

Data Path : R:\2\DATA\070720\  
 Data File : 07072006.D  
 Signal(s) : FID2B.CH  
 Acq On : 07 Jul 2020 1:53 pm  
 Operator : GCSVOC-Dhiren  
 Sample : CCV-ORO-070720  
 Misc :  
 ALS Vial : 6 Sample Multiplier: 1

Integration File: EVENTS.E  
 Quant Time: Jul 07 16:57:41 2020  
 Quant Method : Z:\HPCHEM\2\METHODS\022820DRO-ORO.M  
 Quant Title : DRO-ORO 09-09-15 DRO/ORO  
 QLast Update : Fri Feb 28 16:32:12 2020  
 Response via : Initial Calibration  
 Integrator: ChemStation 6890 Scale Mode: Large solvent peaks clipped

Volume Inj. :  
 Signal Phase :  
 Signal Info :

Compound	R.T.	Response	Conc Units
-----			
System Monitoring Compounds			
4) S n-Eicosane	8.830	22990309	11.779 ug/mL
8) S1 Squalene	0.000	0	N.D. ug/mL
Target Compounds			
1) H DRO C10-C20	0.000	0	N.D. ug/mL
2) H DRO C10-C25	0.000	0	N.D. ug/mL
3) H DRO C10-C28	0.000	0	N.D. ug/mL
5) H1 ORO C20-C34	9.230	1083851450	917.241 ug/mLm
6) H1 ORO C25-C36	10.700	1215866880	850.418 ug/mLm
7) H1 DRO C10-C36	0.000	0	N.D. ug/mL
-----			

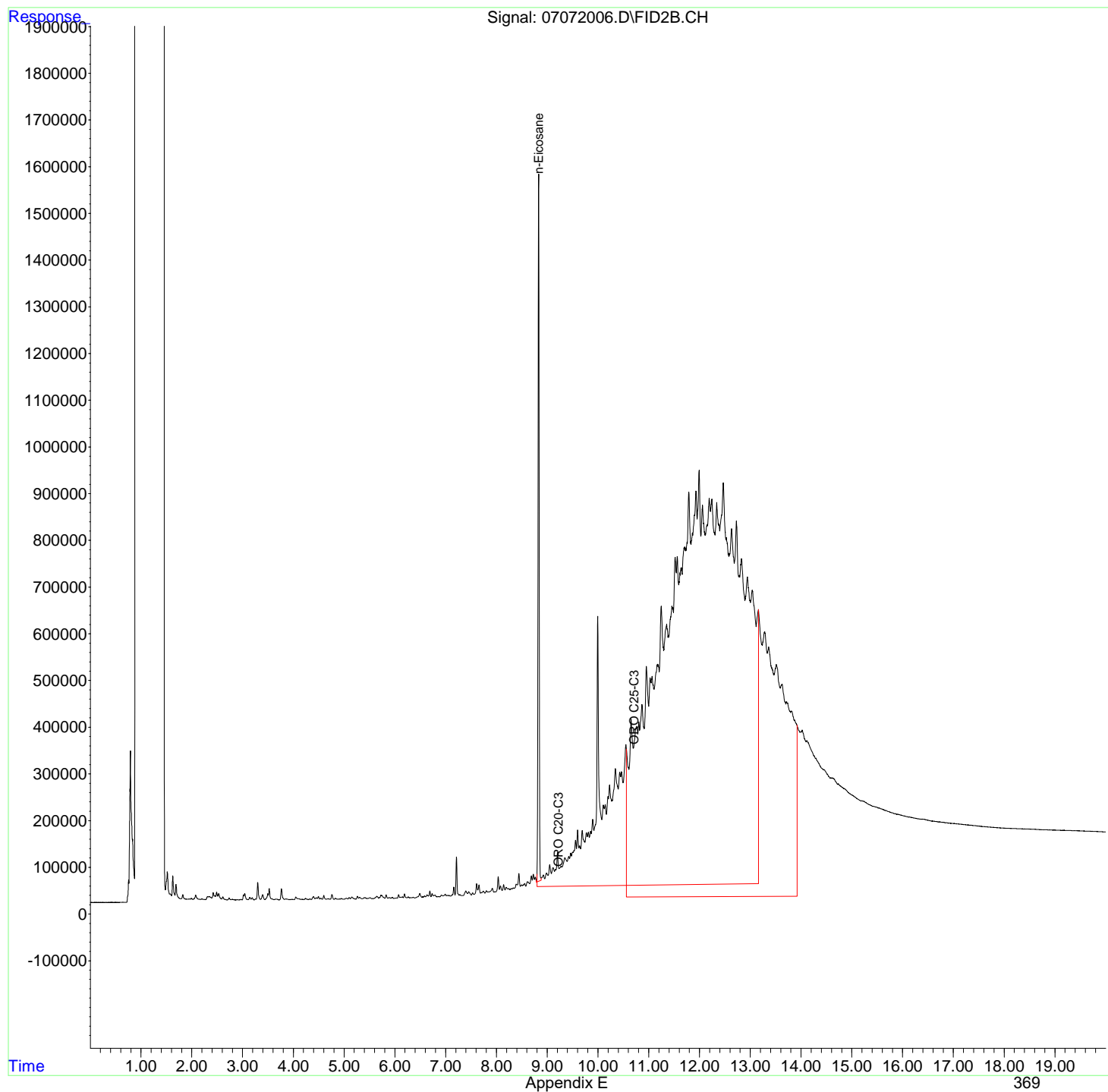
(f)=RT Delta > 1/2 Window

(m)=manual int.

Data Path : R:\2\DATA\070720\  
Data File : 07072006.D  
Signal(s) : FID2B.CH  
Acq On : 07 Jul 2020 1:53 pm  
Operator : GCSVOC-Dhiren  
Sample : CCV-ORO-070720  
Misc :  
ALS Vial : 6 Sample Multiplier: 1

Integration File: EVENTS.E  
Quant Time: Jul 07 16:57:41 2020  
Quant Method : Z:\HPCHEM\2\METHODS\022820DRO-ORO.M  
Quant Title : DRO-ORO 09-09-15 DRO/ORO  
QLast Update : Fri Feb 28 16:32:12 2020  
Response via : Initial Calibration  
Integrator: ChemStation 6890 Scale Mode: Large solvent peaks clipped

Volume Inj. :  
Signal Phase :  
Signal Info :



Data Path : R:\2\DATA\070720\  
 Data File : 07072007.D  
 Signal(s) : FID2B.CH  
 Acq On : 07 Jul 2020 2:21 pm  
 Operator : GCSVOC-Dhiren  
 Sample : MB-51983  
 Misc :  
 ALS Vial : 7 Sample Multiplier: 1

Integration File: EVENTS.E  
 Quant Time: Jul 08 09:41:57 2020  
 Quant Method : Z:\HPCHEM\2\METHODS\022820DRO-ORO.M  
 Quant Title : DRO-ORO 09-09-15 DRO/ORO  
 QLast Update : Fri Feb 28 16:32:12 2020  
 Response via : Initial Calibration  
 Integrator: ChemStation 6890 Scale Mode: Large solvent peaks clipped

Volume Inj. :  
 Signal Phase :  
 Signal Info :

Compound	R.T.	Response	Conc	Units
-----				
System Monitoring Compounds				
4) S n-Eicosane	8.831	32058074	16.663	ug/mL
8) S1 Squalene	11.556	25927708	15.651	ug/mL
Target Compounds				
1) H DRO C10-C20	0.000	0	N.D.	ug/mL
2) H DRO C10-C25	0.000	0	N.D.	ug/mL
3) H DRO C10-C28	0.000	0	N.D.	ug/mL
5) H1 ORO C20-C34	0.000	0	N.D.	ug/mL
6) H1 ORO C25-C36	0.000	0	N.D.	ug/mL
7) H1 DRO C10-C36	0.000	0	N.D.	ug/mL
-----				

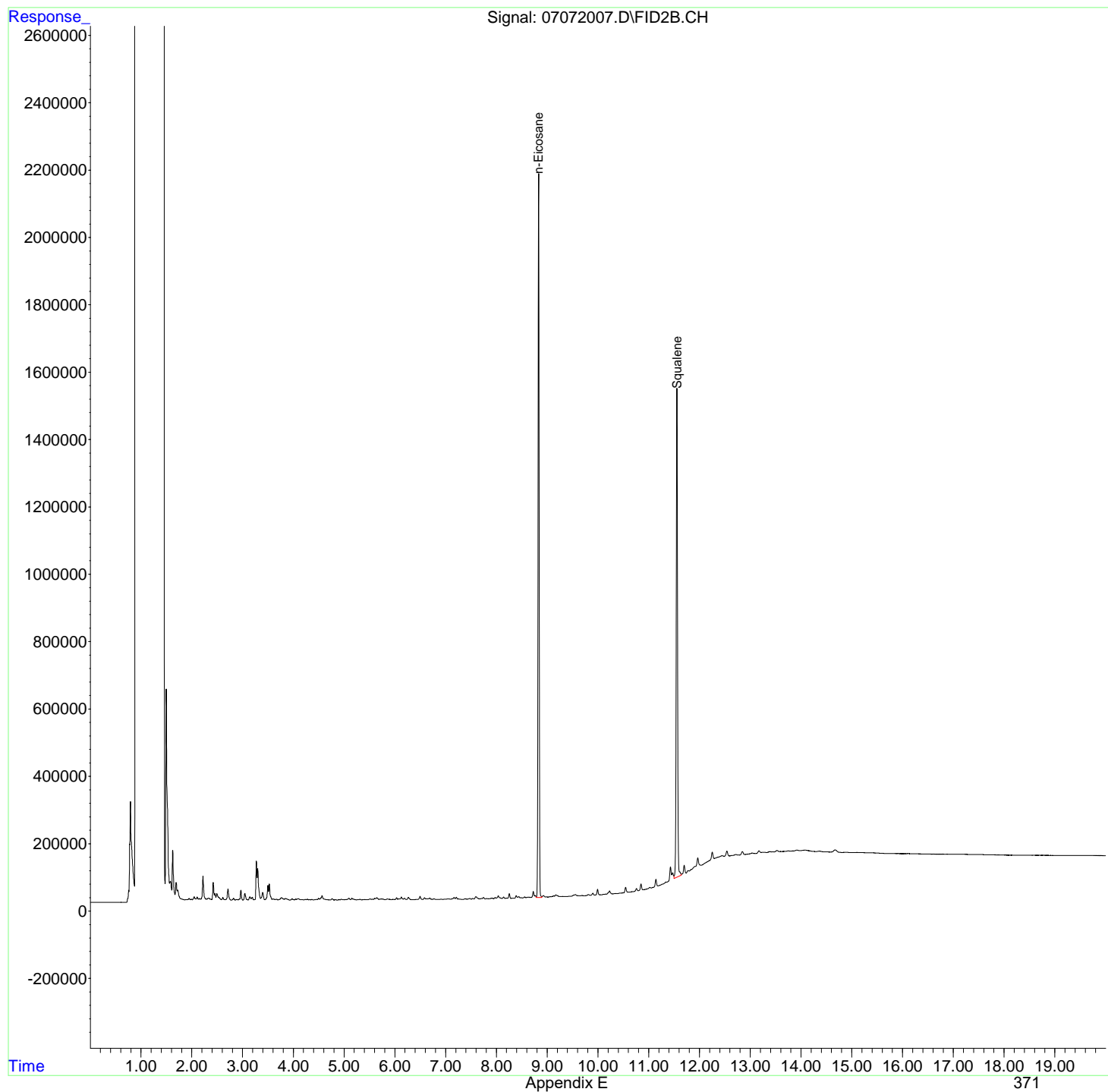
(f)=RT Delta > 1/2 Window

(m)=manual int.

Data Path : R:\2\DATA\070720\  
Data File : 07072007.D  
Signal(s) : FID2B.CH  
Acq On : 07 Jul 2020 2:21 pm  
Operator : GCSVOC-Dhiren  
Sample : MB-51983  
Misc :  
ALS Vial : 7 Sample Multiplier: 1

Integration File: EVENTS.E  
Quant Time: Jul 08 09:41:57 2020  
Quant Method : Z:\HPCHEM\2\METHODS\022820DRO-ORO.M  
Quant Title : DRO-ORO 09-09-15 DRO/ORO  
QLast Update : Fri Feb 28 16:32:12 2020  
Response via : Initial Calibration  
Integrator: ChemStation 6890 Scale Mode: Large solvent peaks clipped

Volume Inj. :  
Signal Phase :  
Signal Info :



Data Path : R:\2\DATA\070720\  
 Data File : 07072008.D  
 Signal(s) : FID2B.CH  
 Acq On : 07 Jul 2020 2:49 pm  
 Operator : GCSVOC-Dhiren  
 Sample : LCS-51983  
 Misc :  
 ALS Vial : 8 Sample Multiplier: 1

Integration File: EVENTS.E  
 Quant Time: Jul 07 17:44:34 2020  
 Quant Method : Z:\HPCHEM\2\METHODS\022820DRO-ORO.M  
 Quant Title : DRO-ORO 09-09-15 DRO/ORO  
 QLast Update : Fri Feb 28 16:32:12 2020  
 Response via : Initial Calibration  
 Integrator: ChemStation 6890 Scale Mode: Large solvent peaks clipped

Volume Inj. :  
 Signal Phase :  
 Signal Info :

Compound	R.T.	Response	Conc Units
-----			
System Monitoring Compounds			
4) S n-Eicosane	8.830	39620654	20.737 ug/mLm
8) S1 Squalene	11.557	26028961	15.715 ug/mLm
Target Compounds			
1) H DRO C10-C20	5.050	834399611	544.148 ug/mLm
2) H DRO C10-C25	5.150	1016806670	572.933 ug/mLm
3) H DRO C10-C28	6.850	1148202799	627.948 ug/mLm
5) H1 ORO C20-C34	9.230	842752310	692.764 ug/mLm
6) H1 ORO C25-C36	10.700	956640056	647.409 ug/mLm
7) H1 DRO C10-C36	0.000	0	N.D. ug/mL
-----			

(f)=RT Delta > 1/2 Window

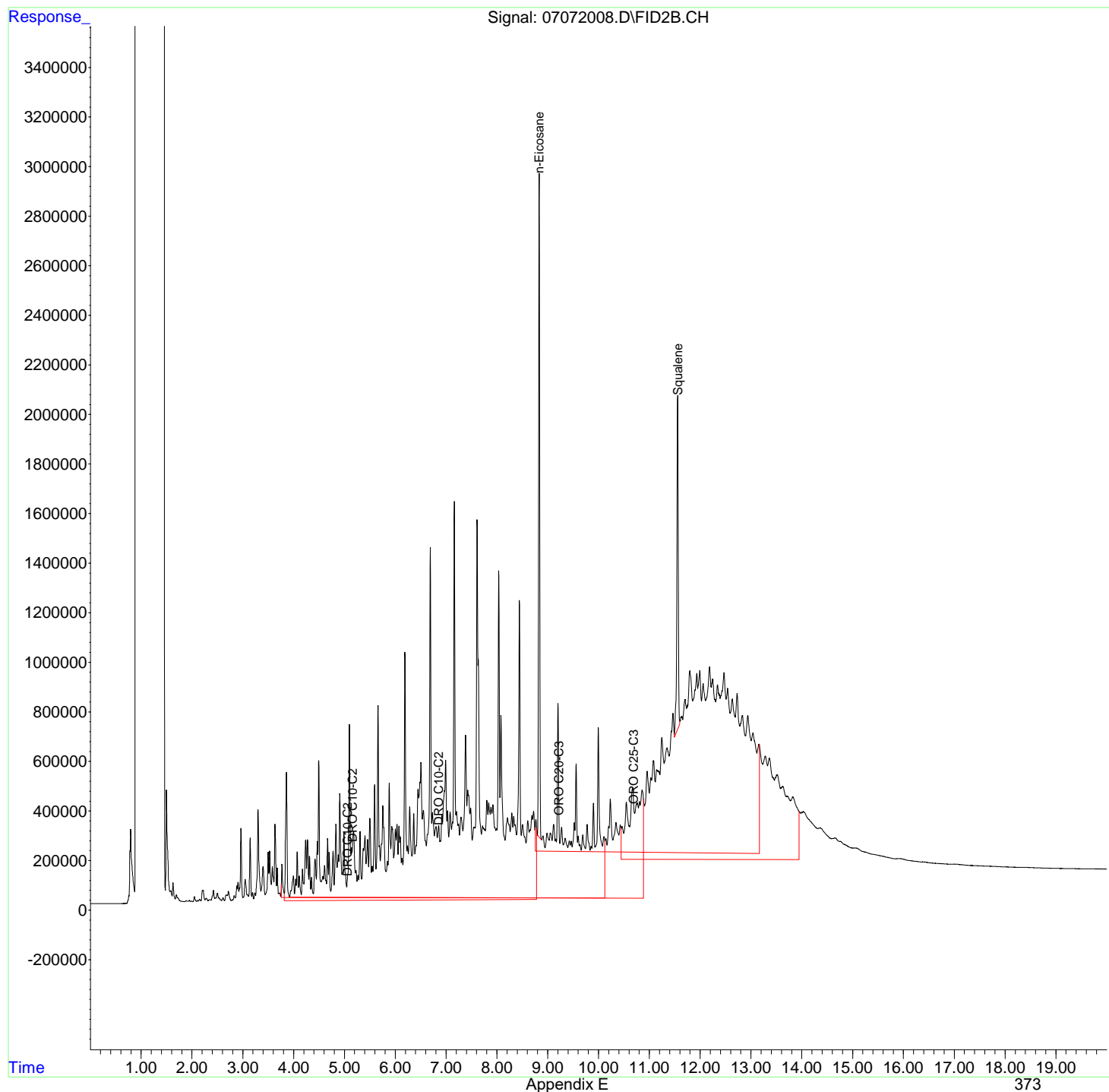
(m)=manual int.



Data Path : R:\2\DATA\070720\  
Data File : 07072008.D  
Signal(s) : FID2B.CH  
Acq On : 07 Jul 2020 2:49 pm  
Operator : GCSVOC-Dhiren  
Sample : LCS-51983  
Misc :  
ALS Vial : 8 Sample Multiplier: 1

Integration File: EVENTS.E  
Quant Time: Jul 07 17:44:34 2020  
Quant Method : Z:\HPCHEM\2\METHODS\022820DRO-ORO.M  
Quant Title : DRO-ORO 09-09-15 DRO/ORO  
QLast Update : Fri Feb 28 16:32:12 2020  
Response via : Initial Calibration  
Integrator: ChemStation 6890 Scale Mode: Large solvent peaks clipped

Volume Inj. :  
Signal Phase :  
Signal Info :



Data Path : R:\2\DATA\070720\  
 Data File : 07072009.D  
 Signal(s) : FID2B.CH  
 Acq On : 07 Jul 2020 3:17 pm  
 Operator : GCSVOC-Dhiren  
 Sample : LCSD-51983  
 Misc :  
 ALS Vial : 9 Sample Multiplier: 1

Integration File: EVENTS.E  
 Quant Time: Jul 08 08:35:06 2020  
 Quant Method : Z:\HPCHEM\2\METHODS\022820DRO-ORO.M  
 Quant Title : DRO-ORO 09-09-15 DRO/ORO  
 QLast Update : Wed Jul 08 08:32:32 2020  
 Response via : Initial Calibration  
 Integrator: ChemStation 6890 Scale Mode: Large solvent peaks clipped

Volume Inj. :  
 Signal Phase :  
 Signal Info :

Compound	R.T.	Response	Conc Units
-----			
System Monitoring Compounds			
4) S n-Eicosane	8.831	42748117	22.421 ug/mLm
8) S1 Squalene	11.556	27601197	16.710 ug/mLm
Target Compounds			
1) H DRO C10-C20	5.050	914143552	597.712 ug/mLm
2) H DRO C10-C25	5.150	1141855449	644.895 ug/mLm
3) H DRO C10-C28	6.850	1226633577	659.928 ug/mLm
5) H1 ORO C20-C34	9.230	848742183	698.341 ug/mLm
6) H1 ORO C25-C36	10.700	943762554	637.324 ug/mLm
7) H1 DRO C10-C36	0.000	0	N.D. ug/mL
-----			

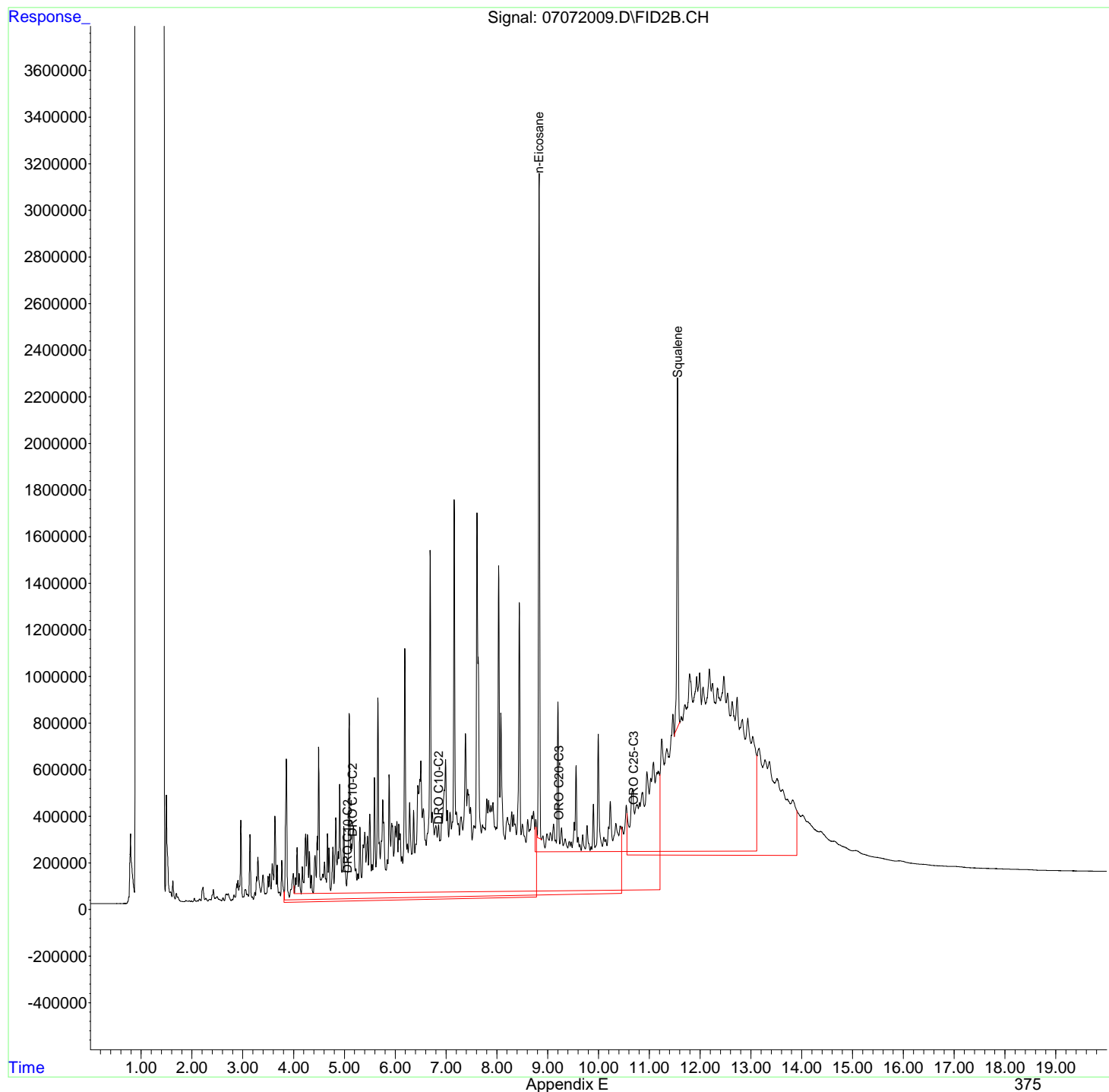
(f)=RT Delta > 1/2 Window

(m)=manual int.

Data Path : R:\2\DATA\070720\  
Data File : 07072009.D  
Signal(s) : FID2B.CH  
Acq On : 07 Jul 2020 3:17 pm  
Operator : GCSVOC-Dhiren  
Sample : LCSD-51983  
Misc :  
ALS Vial : 9 Sample Multiplier: 1

Integration File: EVENTS.E  
Quant Time: Jul 08 08:35:06 2020  
Quant Method : Z:\HPCHEM\2\METHODS\022820DRO-ORO.M  
Quant Title : DRO-ORO 09-09-15 DRO/ORO  
QLast Update : Wed Jul 08 08:32:32 2020  
Response via : Initial Calibration  
Integrator: ChemStation 6890 Scale Mode: Large solvent peaks clipped

Volume Inj. :  
Signal Phase :  
Signal Info :



Data Path : R:\2\DATA\070720\  
 Data File : 07072010.D  
 Signal(s) : FID2B.CH  
 Acq On : 07 Jul 2020 3:45 pm  
 Operator : GCSVOC-Dhiren  
 Sample : 2006454-001A  
 Misc :  
 ALS Vial : 10 Sample Multiplier: 1

Integration File: EVENTS.E  
 Quant Time: Jul 08 09:43:25 2020  
 Quant Method : Z:\HPCHEM\2\METHODS\022820DRO-ORO.M  
 Quant Title : DRO-ORO 09-09-15 DRO/ORO  
 QLast Update : Fri Feb 28 16:32:12 2020  
 Response via : Initial Calibration  
 Integrator: ChemStation 6890 Scale Mode: Large solvent peaks clipped

Volume Inj. :  
 Signal Phase :  
 Signal Info :

Compound	R.T.	Response	Conc Units
-----			
System Monitoring Compounds			
4) S n-Eicosane	8.830	30272662	15.702 ug/mLm
8) S1 Squalene	11.556	31737339	19.327 ug/mLm
Target Compounds			
1) H DRO C10-C20	0.000	0	N.D. ug/mL
2) H DRO C10-C25	0.000	0	N.D. ug/mL
3) H DRO C10-C28	6.850	324377614	163.843 ug/mLm
5) H1 ORO C20-C34	0.000	0	N.D. ug/mL
6) H1 ORO C25-C36	10.700	1079556711	743.669 ug/mLm
7) H1 DRO C10-C36	0.000	0	N.D. ug/mL
-----			

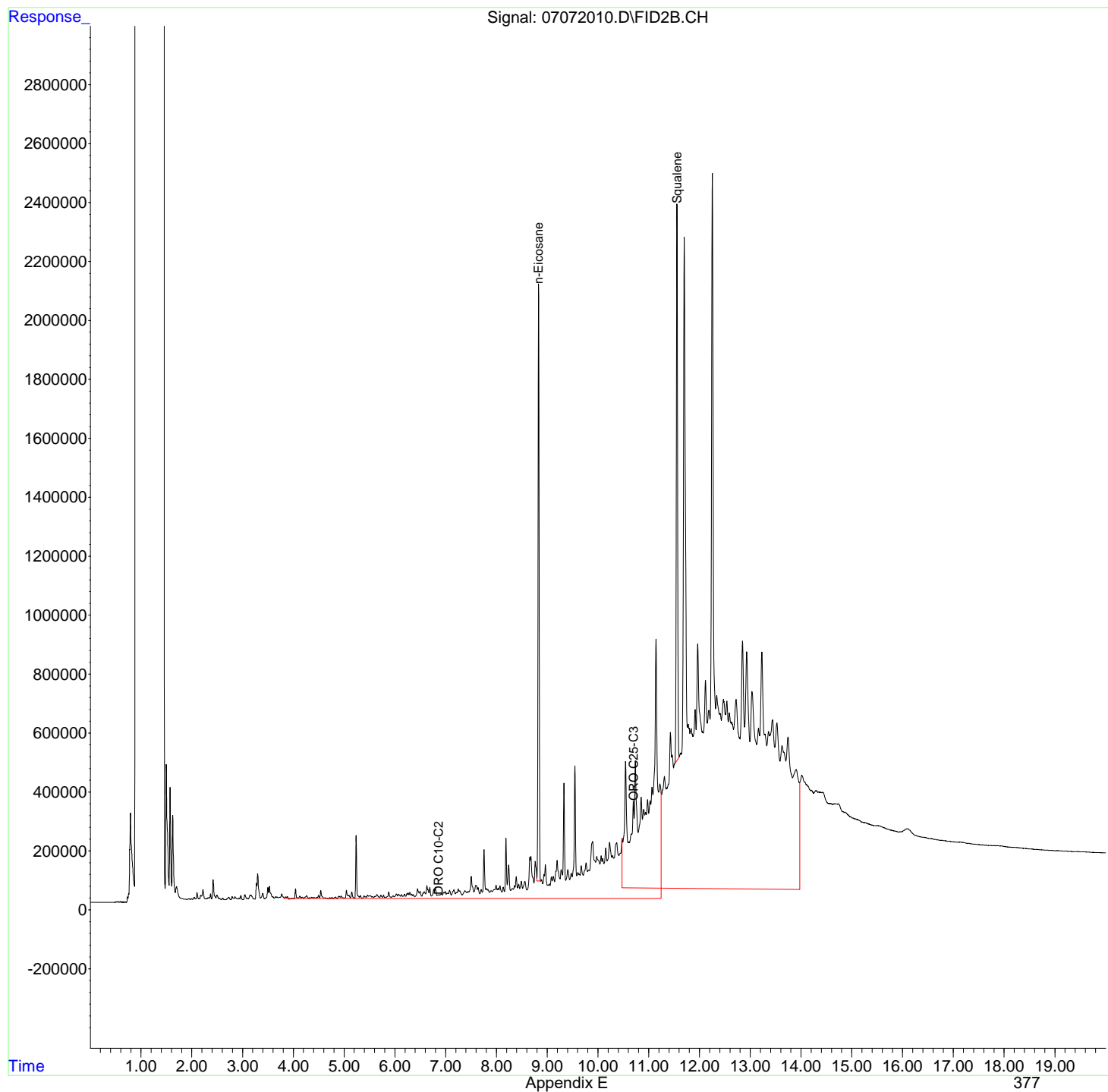
(f)=RT Delta > 1/2 Window

(m)=manual int.

Data Path : R:\2\DATA\070720\  
Data File : 07072010.D  
Signal(s) : FID2B.CH  
Acq On : 07 Jul 2020 3:45 pm  
Operator : GCSVOC-Dhiren  
Sample : 2006454-001A  
Misc :  
ALS Vial : 10 Sample Multiplier: 1

Integration File: EVENTS.E  
Quant Time: Jul 08 09:43:25 2020  
Quant Method : Z:\HPCHEM\2\METHODS\022820DRO-ORO.M  
Quant Title : DRO-ORO 09-09-15 DRO/ORO  
QLast Update : Fri Feb 28 16:32:12 2020  
Response via : Initial Calibration  
Integrator: ChemStation 6890 Scale Mode: Large solvent peaks clipped

Volume Inj. :  
Signal Phase :  
Signal Info :



Data Path : R:\2\DATA\070720\  
 Data File : 07072011.D  
 Signal(s) : FID2B.CH  
 Acq On : 07 Jul 2020 4:13 pm  
 Operator : GCSVOC-Dhiren  
 Sample : 2006454-002A  
 Misc :  
 ALS Vial : 11 Sample Multiplier: 1

Integration File: EVENTS.E  
 Quant Time: Jul 08 08:40:15 2020  
 Quant Method : Z:\HPCHEM\2\METHODS\022820DRO-ORO.M  
 Quant Title : DRO-ORO 09-09-15 DRO/ORO  
 QLast Update : Fri Feb 28 16:32:12 2020  
 Response via : Initial Calibration  
 Integrator: ChemStation 6890 Scale Mode: Large solvent peaks clipped

Volume Inj. :  
 Signal Phase :  
 Signal Info :

Compound	R.T.	Response	Conc Units
-----			
System Monitoring Compounds			
4) S n-Eicosane	8.794f	292977398	157.198 ug/mLm
8) S1 Squalene	11.562	54631761	33.814 ug/mLm
Target Compounds			
1) H DRO C10-C20	0.000	0	N.D. ug/mL
2) H DRO C10-C25	0.000	0	N.D. ug/mL
3) H DRO C10-C28	6.850	32338000905	18198.841 ug/mLm
5) H1 ORO C20-C34	0.000	0	N.D. ug/mL
6) H1 ORO C25-C36	10.700	21522610148	16753.347 ug/mLm
7) H1 DRO C10-C36	0.000	0	N.D. ug/mL
-----			

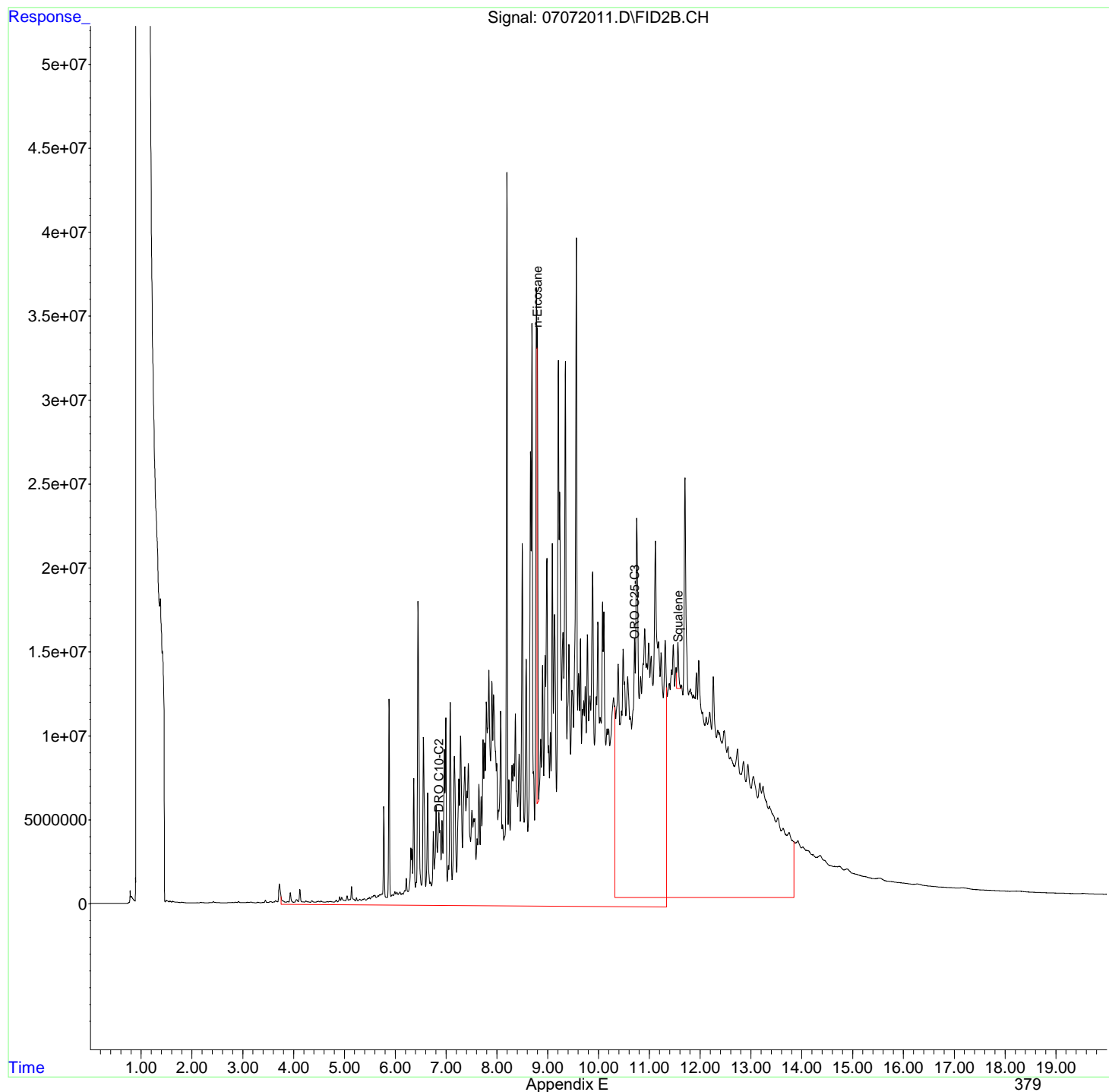
(f)=RT Delta > 1/2 Window

(m)=manual int.

Data Path : R:\2\DATA\070720\  
Data File : 07072011.D  
Signal(s) : FID2B.CH  
Acq On : 07 Jul 2020 4:13 pm  
Operator : GCSVOC-Dhiren  
Sample : 2006454-002A  
Misc :  
ALS Vial : 11 Sample Multiplier: 1

Integration File: EVENTS.E  
Quant Time: Jul 08 08:40:15 2020  
Quant Method : Z:\HPCHEM\2\METHODS\022820DRO-ORO.M  
Quant Title : DRO-ORO 09-09-15 DRO/ORO  
QLast Update : Fri Feb 28 16:32:12 2020  
Response via : Initial Calibration  
Integrator: ChemStation 6890 Scale Mode: Large solvent peaks clipped

Volume Inj. :  
Signal Phase :  
Signal Info :



Data Path : R:\2\DATA\070720\  
 Data File : 07072012.D  
 Signal(s) : FID2B.CH  
 Acq On : 07 Jul 2020 4:41 pm  
 Operator : GCSVOC-Dhiren  
 Sample : 2006454-003A  
 Misc :  
 ALS Vial : 12 Sample Multiplier: 1

Integration File: EVENTS.E  
 Quant Time: Jul 08 09:45:31 2020  
 Quant Method : Z:\HPCHEM\2\METHODS\022820DRO-ORO.M  
 Quant Title : DRO-ORO 09-09-15 DRO/ORO  
 QLast Update : Fri Feb 28 16:32:12 2020  
 Response via : Initial Calibration  
 Integrator: ChemStation 6890 Scale Mode: Large solvent peaks clipped

Volume Inj. :  
 Signal Phase :  
 Signal Info :

Compound	R.T.	Response	Conc Units
-----			
System Monitoring Compounds			
4) S n-Eicosane	8.839	21149958	10.788 ug/mLm
8) S1 Squalene	11.557	31690473	19.297 ug/mLm
Target Compounds			
1) H DRO C10-C20	0.000	0	N.D. ug/mL
2) H DRO C10-C25	0.000	0	N.D. ug/mL
3) H DRO C10-C28	6.850	14171860084	7964.876 ug/mLm
5) H1 ORO C20-C34	0.000	0	N.D. ug/mL
6) H1 ORO C25-C36	10.700	7499138699	5771.071 ug/mLm
7) H1 DRO C10-C36	0.000	0	N.D. ug/mL
-----			

(f)=RT Delta > 1/2 Window

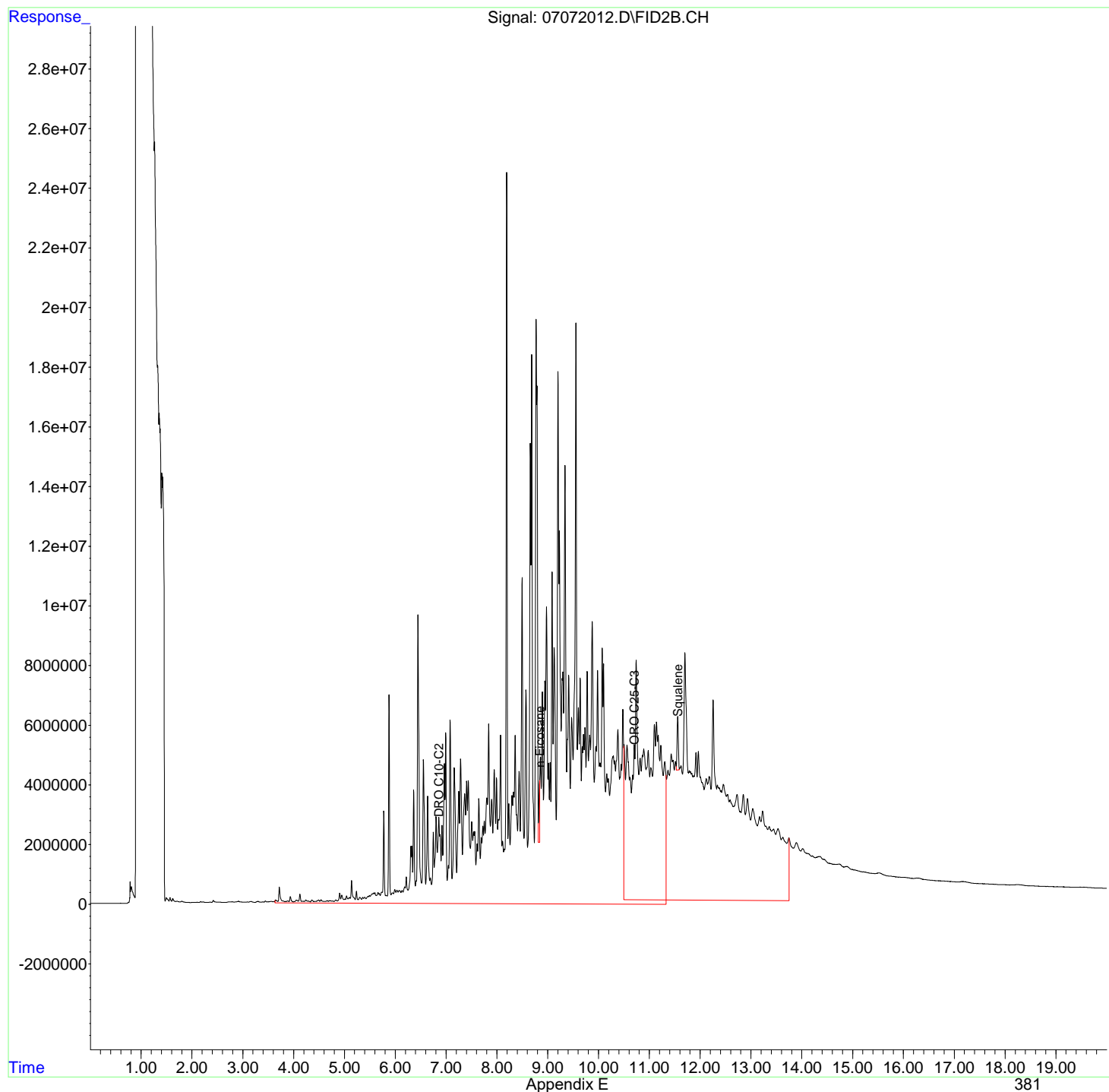
(m)=manual int.



Data Path : R:\2\DATA\070720\  
Data File : 07072012.D  
Signal(s) : FID2B.CH  
Acq On : 07 Jul 2020 4:41 pm  
Operator : GCSVOC-Dhiren  
Sample : 2006454-003A  
Misc :  
ALS Vial : 12 Sample Multiplier: 1

Integration File: EVENTS.E  
Quant Time: Jul 08 09:45:31 2020  
Quant Method : Z:\HPCHEM\2\METHODS\022820DRO-ORO.M  
Quant Title : DRO-ORO 09-09-15 DRO/ORO  
QLast Update : Fri Feb 28 16:32:12 2020  
Response via : Initial Calibration  
Integrator: ChemStation 6890 Scale Mode: Large solvent peaks clipped

Volume Inj. :  
Signal Phase :  
Signal Info :



Data Path : R:\2\DATA\070720\  
 Data File : 07072013.D  
 Signal(s) : FID2B.CH  
 Acq On : 07 Jul 2020 5:10 pm  
 Operator : GCSVOC-Dhiren  
 Sample : 2006454-004A  
 Misc :  
 ALS Vial : 13 Sample Multiplier: 1

Integration File: EVENTS.E  
 Quant Time: Jul 08 08:43:30 2020  
 Quant Method : Z:\HPCHEM\2\METHODS\022820DRO-ORO.M  
 Quant Title : DRO-ORO 09-09-15 DRO/ORO  
 QLast Update : Wed Jul 08 08:32:32 2020  
 Response via : Initial Calibration  
 Integrator: ChemStation 6890 Scale Mode: Large solvent peaks clipped

Volume Inj. :  
 Signal Phase :  
 Signal Info :

Compound	R.T.	Response	Conc	Units
-----				
System Monitoring Compounds				
4) S n-Eicosane	8.833	35423941	18.476	ug/mL
8) S1 Squalene	11.558	34404724	21.015	ug/mLm
Target Compounds				
1) H DRO C10-C20	0.000	0	N.D.	ug/mL
2) H DRO C10-C25	0.000	0	N.D.	ug/mL
3) H DRO C10-C28	6.850	4563788115	2442.812	ug/mLm
5) H1 ORO C20-C34	0.000	0	N.D.	ug/mL
6) H1 ORO C25-C36	10.700	5276873213	4030.736	ug/mLm
7) H1 DRO C10-C36	0.000	0	N.D.	ug/mL
-----				

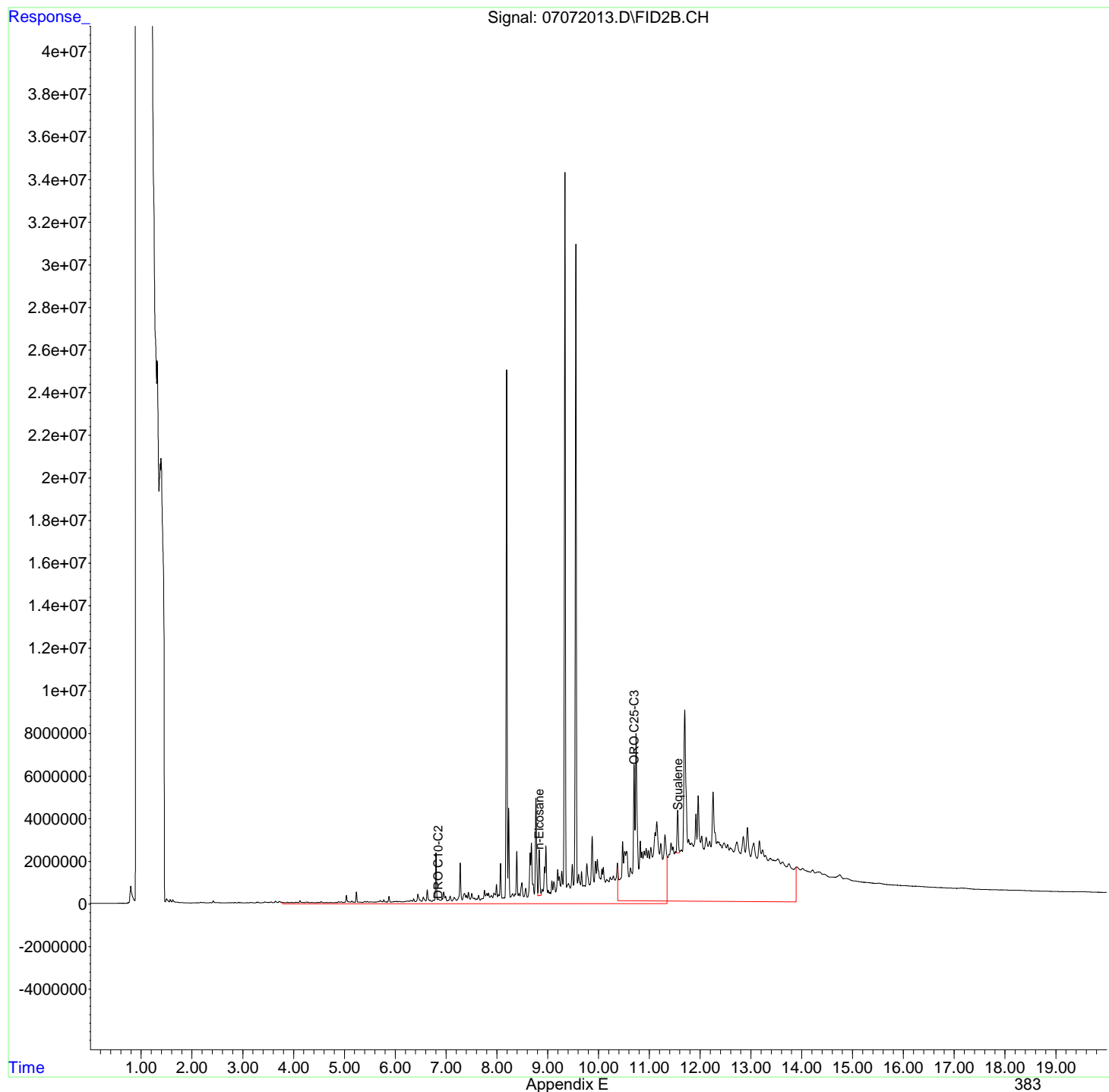
(f)=RT Delta > 1/2 Window

(m)=manual int.

Data Path : R:\2\DATA\070720\  
Data File : 07072013.D  
Signal(s) : FID2B.CH  
Acq On : 07 Jul 2020 5:10 pm  
Operator : GCSVOC-Dhiren  
Sample : 2006454-004A  
Misc :  
ALS Vial : 13 Sample Multiplier: 1

Integration File: EVENTS.E  
Quant Time: Jul 08 08:43:30 2020  
Quant Method : Z:\HPCHEM\2\METHODS\022820DRO-ORO.M  
Quant Title : DRO-ORO 09-09-15 DRO/ORO  
QLast Update : Wed Jul 08 08:32:32 2020  
Response via : Initial Calibration  
Integrator: ChemStation 6890 Scale Mode: Large solvent peaks clipped

Volume Inj. :  
Signal Phase :  
Signal Info :



Data Path : R:\2\DATA\070720\  
 Data File : 07072014.D  
 Signal(s) : FID2B.CH  
 Acq On : 07 Jul 2020 5:38 pm  
 Operator : GCSVOC-Dhiren  
 Sample : 2006454-005A  
 Misc :  
 ALS Vial : 14 Sample Multiplier: 1

Integration File: EVENTS.E  
 Quant Time: Jul 08 08:44:50 2020  
 Quant Method : Z:\HPCHEM\2\METHODS\022820DRO-ORO.M  
 Quant Title : DRO-ORO 09-09-15 DRO/ORO  
 QLast Update : Wed Jul 08 08:32:32 2020  
 Response via : Initial Calibration  
 Integrator: ChemStation 6890 Scale Mode: Large solvent peaks clipped

Volume Inj. :  
 Signal Phase :  
 Signal Info :

Compound	R.T.	Response	Conc Units
-----			
System Monitoring Compounds			
4) S n-Eicosane	8.832	32926944	17.131 ug/mL
8) S1 Squalene	11.557	32760726	19.975 ug/mLm
Target Compounds			
1) H DRO C10-C20	0.000	0	N.D. ug/mL
2) H DRO C10-C25	0.000	0	N.D. ug/mL
3) H DRO C10-C28	6.850	639902299	352.060 ug/mLm
5) H1 ORO C20-C34	0.000	0	N.D. ug/mL
6) H1 ORO C25-C36	10.700	1233556296	864.271 ug/mLm
7) H1 DRO C10-C36	0.000	0	N.D. ug/mL
-----			

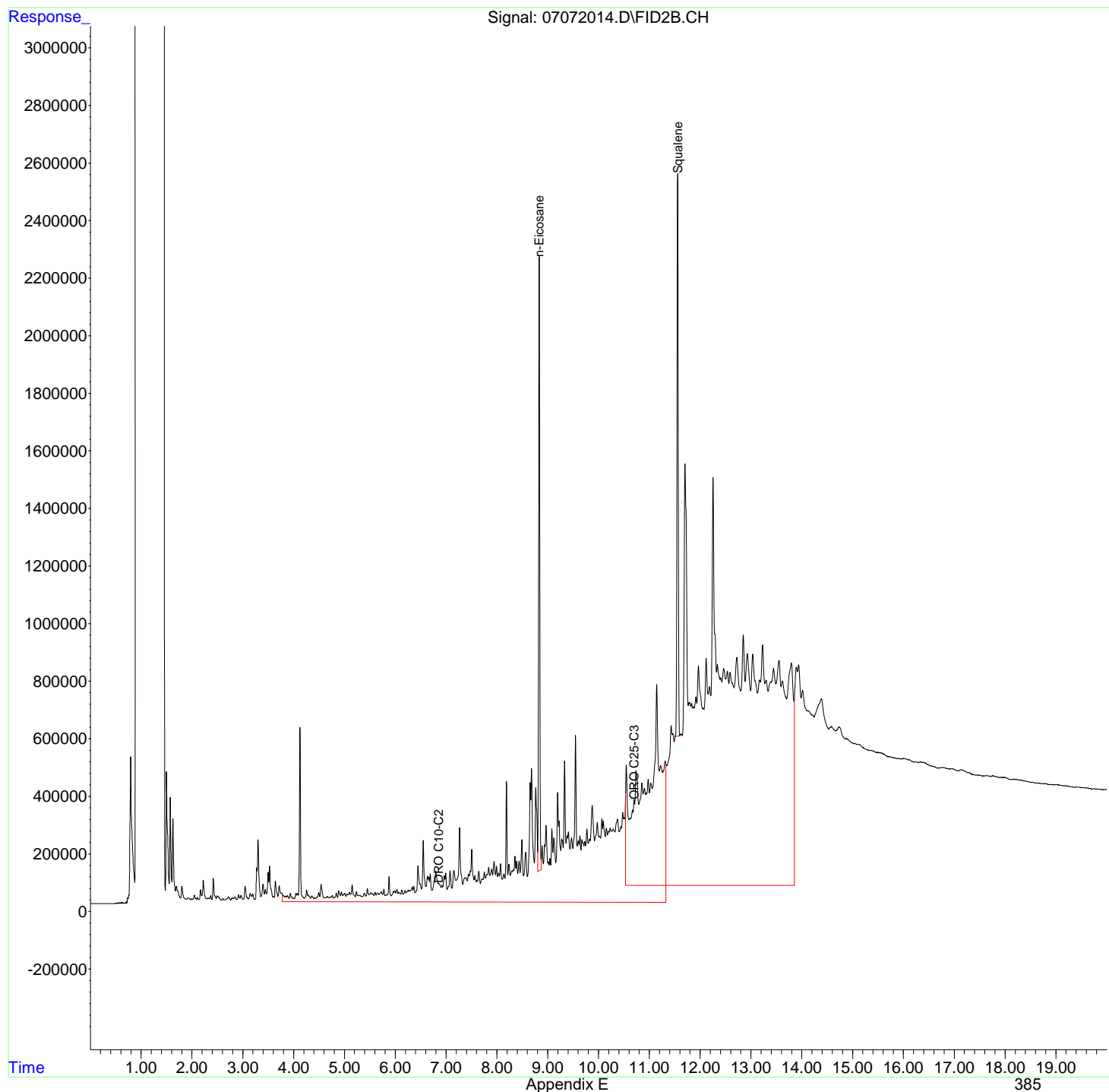
(f)=RT Delta > 1/2 Window

(m)=manual int.

Data Path : R:\2\DATA\070720\  
Data File : 07072014.D  
Signal(s) : FID2B.CH  
Acq On : 07 Jul 2020 5:38 pm  
Operator : GCSVOC-Dhiren  
Sample : 2006454-005A  
Misc :  
ALS Vial : 14 Sample Multiplier: 1

Integration File: EVENTS.E  
Quant Time: Jul 08 08:44:50 2020  
Quant Method : Z:\HPCHEM\2\METHODS\022820DRO-ORO.M  
Quant Title : DRO-ORO 09-09-15 DRO/ORO  
QLast Update : Wed Jul 08 08:32:32 2020  
Response via : Initial Calibration  
Integrator: ChemStation 6890 Scale Mode: Large solvent peaks clipped

Volume Inj. :  
Signal Phase :  
Signal Info :



Data Path : R:\2\DATA\070720\  
 Data File : 07072015.D  
 Signal(s) : FID2B.CH  
 Acq On : 07 Jul 2020 6:06 pm  
 Operator : GCSVOC-Dhiren  
 Sample : 2006454-007A  
 Misc :  
 ALS Vial : 15 Sample Multiplier: 1

Integration File: EVENTS.E  
 Quant Time: Jul 08 08:45:35 2020  
 Quant Method : Z:\HPCHEM\2\METHODS\022820DRO-ORO.M  
 Quant Title : DRO-ORO 09-09-15 DRO/ORO  
 QLast Update : Wed Jul 08 08:32:32 2020  
 Response via : Initial Calibration  
 Integrator: ChemStation 6890 Scale Mode: Large solvent peaks clipped

Volume Inj. :  
 Signal Phase :  
 Signal Info :

Compound	R.T.	Response	Conc	Units
-----				
System Monitoring Compounds				
4) S n-Eicosane	8.833	31851739	16.552	ug/mL
8) S1 Squalene	11.559	55885519	34.608	ug/mL
Target Compounds				
1) H DRO C10-C20	0.000	0	N.D.	ug/mL
2) H DRO C10-C25	0.000	0	N.D.	ug/mL
3) H DRO C10-C28	6.850	620088087	341.692	ug/mLm
5) H1 ORO C20-C34	0.000	0	N.D.	ug/mL
6) H1 ORO C25-C36	10.700	1506452904	1077.986	ug/mLm
7) H1 DRO C10-C36	0.000	0	N.D.	ug/mL
-----				

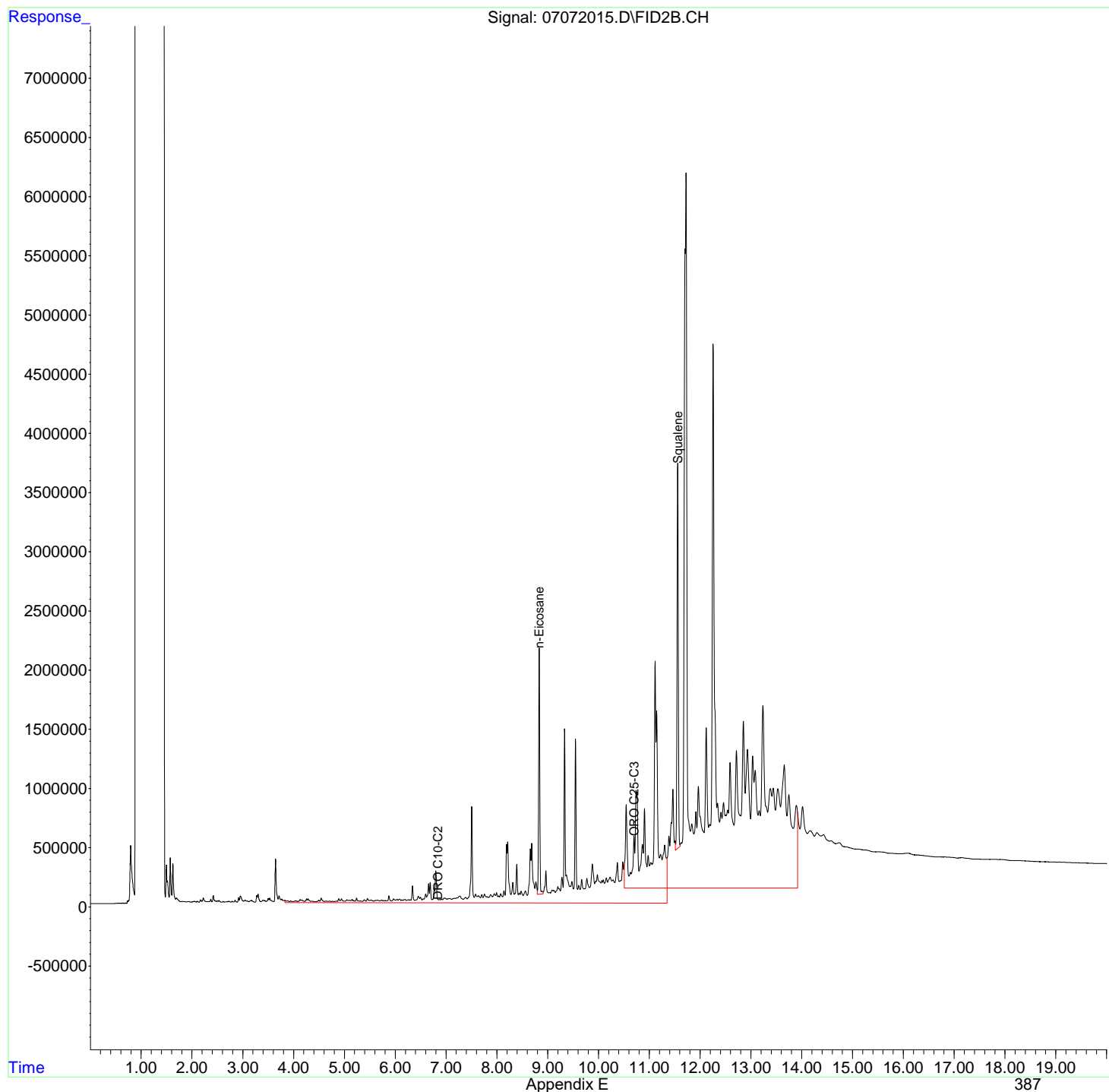
(f)=RT Delta > 1/2 Window

(m)=manual int.

Data Path : R:\2\DATA\070720\  
Data File : 07072015.D  
Signal(s) : FID2B.CH  
Acq On : 07 Jul 2020 6:06 pm  
Operator : GCSVOC-Dhiren  
Sample : 2006454-007A  
Misc :  
ALS Vial : 15 Sample Multiplier: 1

Integration File: EVENTS.E  
Quant Time: Jul 08 08:45:35 2020  
Quant Method : Z:\HPCHEM\2\METHODS\022820DRO-ORO.M  
Quant Title : DRO-ORO 09-09-15 DRO/ORO  
QLast Update : Wed Jul 08 08:32:32 2020  
Response via : Initial Calibration  
Integrator: ChemStation 6890 Scale Mode: Large solvent peaks clipped

Volume Inj. :  
Signal Phase :  
Signal Info :



Data Path : R:\2\DATA\070720\  
 Data File : 07072016.D  
 Signal(s) : FID2B.CH  
 Acq On : 07 Jul 2020 6:34 pm  
 Operator : GCSVOC-Dhiren  
 Sample : 2006454-008A  
 Misc :  
 ALS Vial : 16 Sample Multiplier: 1

Integration File: EVENTS.E  
 Quant Time: Jul 08 08:47:04 2020  
 Quant Method : Z:\HPCHEM\2\METHODS\022820DRO-ORO.M  
 Quant Title : DRO-ORO 09-09-15 DRO/ORO  
 QLast Update : Wed Jul 08 08:32:32 2020  
 Response via : Initial Calibration  
 Integrator: ChemStation 6890 Scale Mode: Large solvent peaks clipped

Volume Inj. :  
 Signal Phase :  
 Signal Info :

Compound	R.T.	Response	Conc Units
-----			
System Monitoring Compounds			
4) S n-Eicosane	8.834	17824880	8.997 ug/mL
8) S1 Squalene	11.558	10095115	5.632 ug/mLm
Target Compounds			
1) H DRO C10-C20	0.000	0	N.D. ug/mL
2) H DRO C10-C25	0.000	0	N.D. ug/mL
3) H DRO C10-C28	6.850	589772463	325.831 ug/mLm
5) H1 ORO C20-C34	0.000	0	N.D. ug/mL
6) H1 ORO C25-C36	10.700	1504501613	1076.458 ug/mLm
7) H1 DRO C10-C36	0.000	0	N.D. ug/mL
-----			

(f)=RT Delta > 1/2 Window

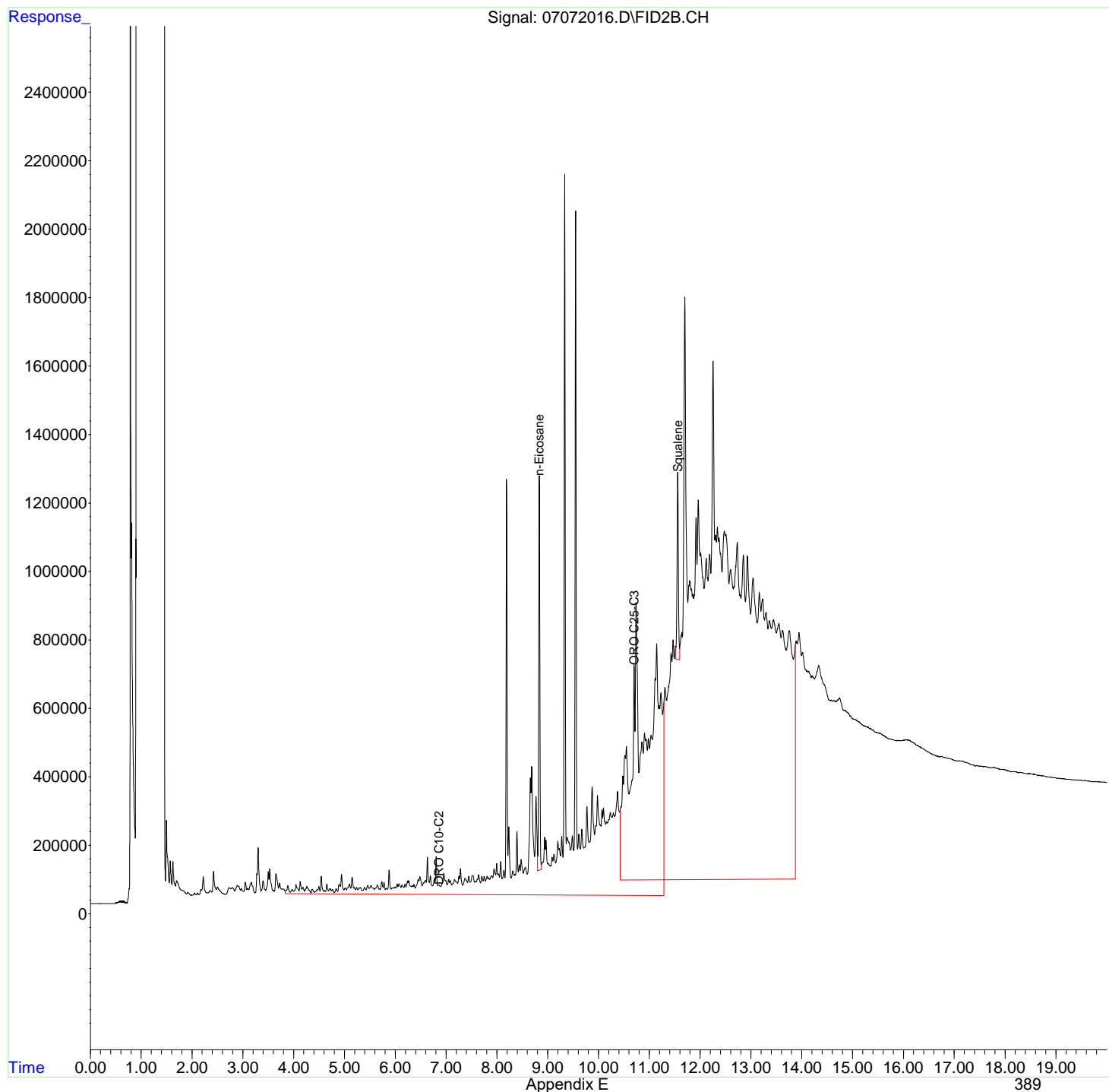
(m)=manual int.



Data Path : R:\2\DATA\070720\  
Data File : 07072016.D  
Signal(s) : FID2B.CH  
Acq On : 07 Jul 2020 6:34 pm  
Operator : GCSVOC-Dhiren  
Sample : 2006454-008A  
Misc :  
ALS Vial : 16 Sample Multiplier: 1

Integration File: EVENTS.E  
Quant Time: Jul 08 08:47:04 2020  
Quant Method : Z:\HPCHEM\2\METHODS\022820DRO-ORO.M  
Quant Title : DRO-ORO 09-09-15 DRO/ORO  
QLast Update : Wed Jul 08 08:32:32 2020  
Response via : Initial Calibration  
Integrator: ChemStation 6890 Scale Mode: Large solvent peaks clipped

Volume Inj. :  
Signal Phase :  
Signal Info :



Data Path : R:\2\DATA\070720\  
 Data File : 07072017.D  
 Signal(s) : FID2B.CH  
 Acq On : 07 Jul 2020 7:02 pm  
 Operator : GCSVOC-Dhiren  
 Sample : 2006454-009A  
 Misc :  
 ALS Vial : 17 Sample Multiplier: 1

Integration File: EVENTS.E  
 Quant Time: Jul 08 08:48:24 2020  
 Quant Method : Z:\HPCHEM\2\METHODS\022820DRO-ORO.M  
 Quant Title : DRO-ORO 09-09-15 DRO/ORO  
 QLast Update : Wed Jul 08 08:47:32 2020  
 Response via : Initial Calibration  
 Integrator: ChemStation 6890 Scale Mode: Large solvent peaks clipped

Volume Inj. :  
 Signal Phase :  
 Signal Info :

Compound	R.T.	Response	Conc Units
-----			
System Monitoring Compounds			
4) S n-Eicosane	8.833	9067021	4.280 ug/mLm
8) S1 Squalene	11.559	7003985	3.676 ug/mL
Target Compounds			
1) H DRO C10-C20	0.000	0	N.D. ug/mL
2) H DRO C10-C25	0.000	0	N.D. ug/mL
3) H DRO C10-C28	6.850	305064666	152.963 ug/mLm
5) H1 ORO C20-C34	0.000	0	N.D. ug/mL
6) H1 ORO C25-C36	10.700	1116224813	772.385 ug/mLm
7) H1 DRO C10-C36	0.000	0	N.D. ug/mL
-----			

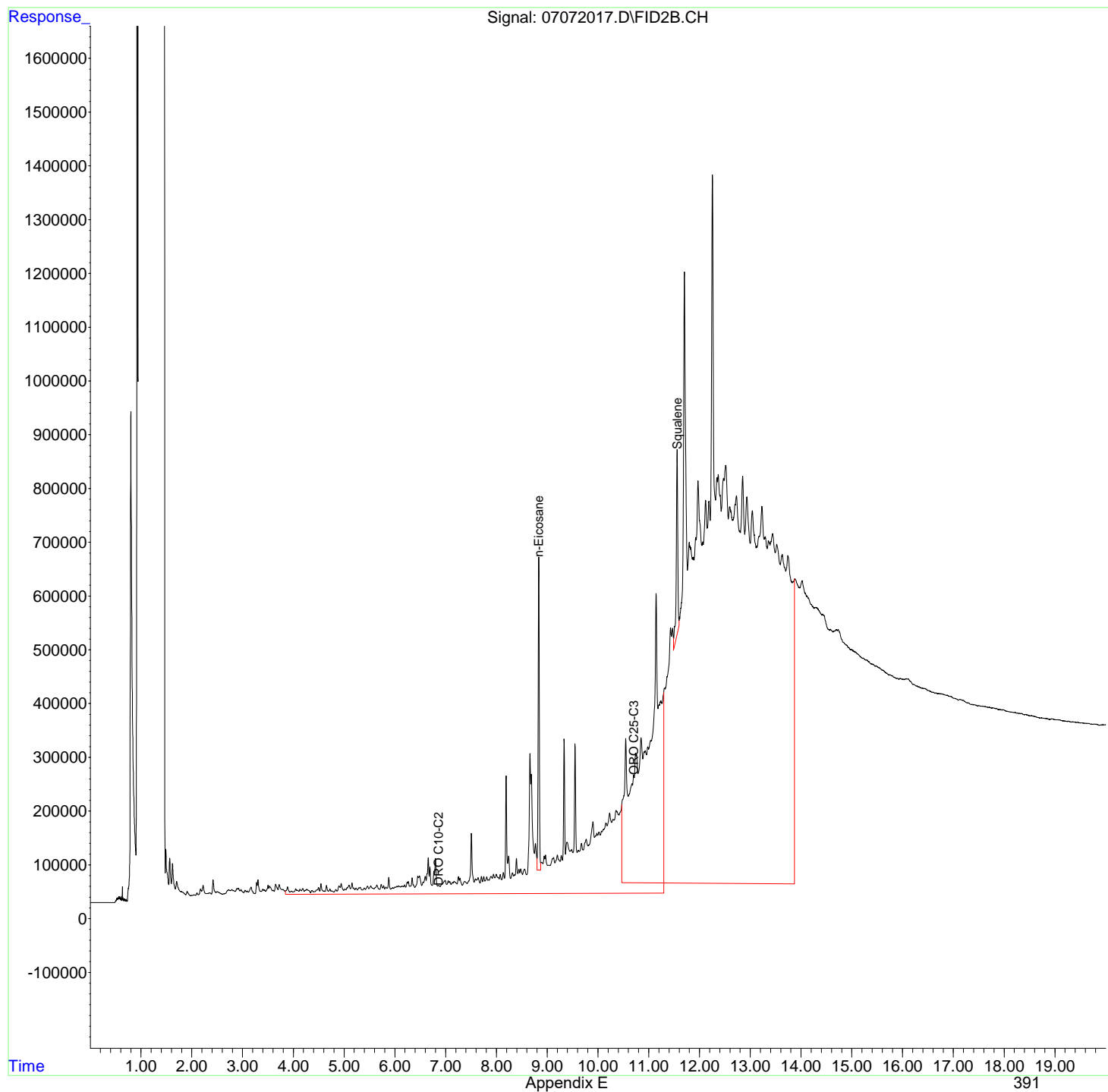
(f)=RT Delta > 1/2 Window

(m)=manual int.

Data Path : R:\2\DATA\070720\  
Data File : 07072017.D  
Signal(s) : FID2B.CH  
Acq On : 07 Jul 2020 7:02 pm  
Operator : GCSVOC-Dhiren  
Sample : 2006454-009A  
Misc :  
ALS Vial : 17 Sample Multiplier: 1

Integration File: EVENTS.E  
Quant Time: Jul 08 08:48:24 2020  
Quant Method : Z:\HPCHEM\2\METHODS\022820DRO-ORO.M  
Quant Title : DRO-ORO 09-09-15 DRO/ORO  
QLast Update : Wed Jul 08 08:47:32 2020  
Response via : Initial Calibration  
Integrator: ChemStation 6890 Scale Mode: Large solvent peaks clipped

Volume Inj. :  
Signal Phase :  
Signal Info :



Data Path : R:\2\DATA\070720\  
 Data File : 07072018.D  
 Signal(s) : FID2B.CH  
 Acq On : 07 Jul 2020 7:30 pm  
 Operator : GCSVOC-Dhiren  
 Sample : 2006454-010A  
 Misc :  
 ALS Vial : 18 Sample Multiplier: 1

Integration File: EVENTS.E  
 Quant Time: Jul 08 08:49:35 2020  
 Quant Method : Z:\HPCHEM\2\METHODS\022820DRO-ORO.M  
 Quant Title : DRO-ORO 09-09-15 DRO/ORO  
 QLast Update : Wed Jul 08 08:47:32 2020  
 Response via : Initial Calibration  
 Integrator: ChemStation 6890 Scale Mode: Large solvent peaks clipped

Volume Inj. :  
 Signal Phase :  
 Signal Info :

Compound	R.T.	Response	Conc Units
-----			
System Monitoring Compounds			
4) S n-Eicosane	8.835	26991003	13.934 ug/mL
8) S1 Squalene	11.561	27917514	16.910 ug/mLm
Target Compounds			
1) H DRO C10-C20	0.000	0	N.D. ug/mL
2) H DRO C10-C25	0.000	0	N.D. ug/mL
3) H DRO C10-C28	6.850	1924955858	1065.535 ug/mLm
5) H1 ORO C20-C34	0.000	0	N.D. ug/mL
6) H1 ORO C25-C36	10.700	5263233869	4020.054 ug/mLm
7) H1 DRO C10-C36	0.000	0	N.D. ug/mL
-----			

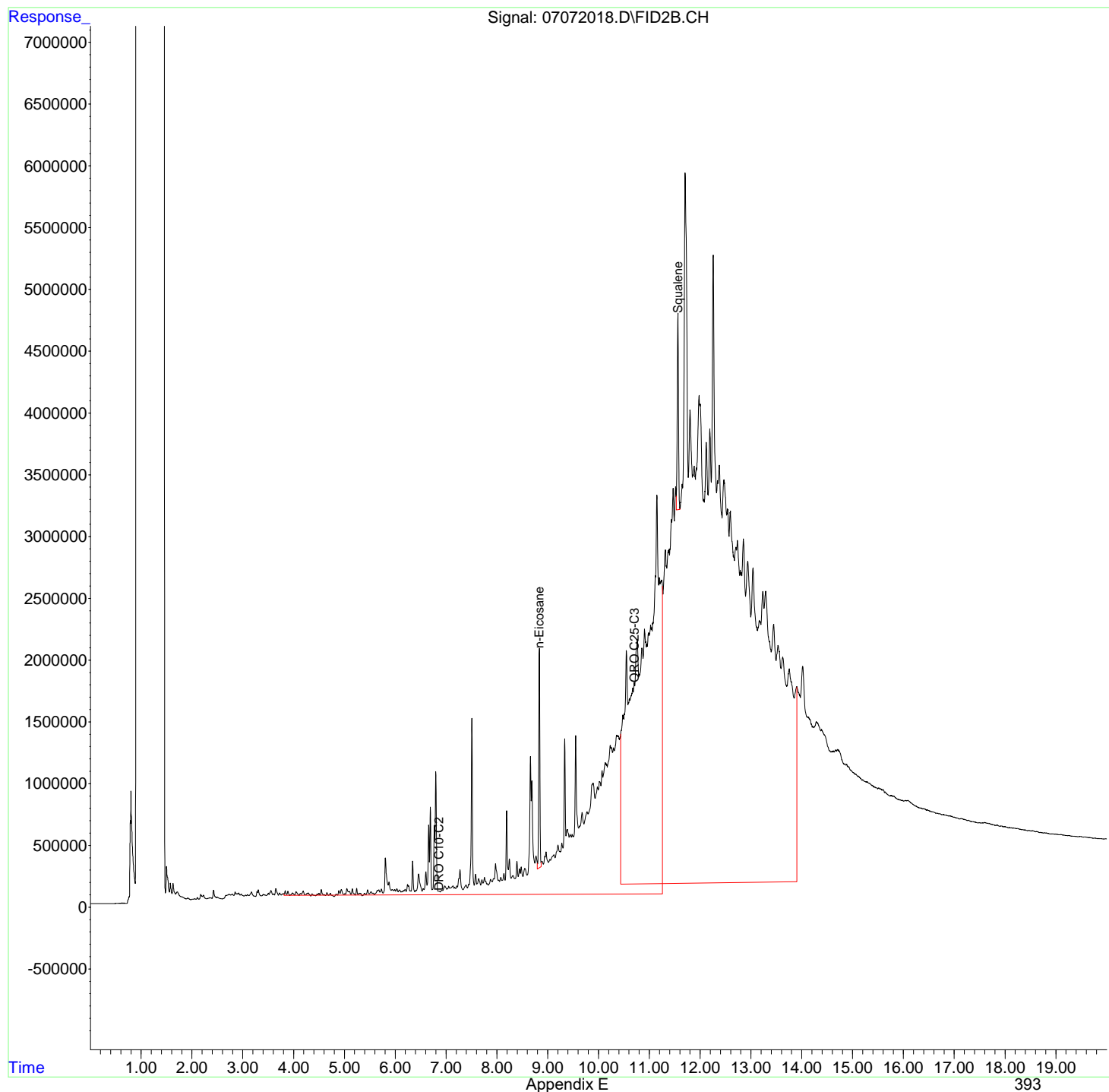
(f)=RT Delta > 1/2 Window

(m)=manual int.

Data Path : R:\2\DATA\070720\  
Data File : 07072018.D  
Signal(s) : FID2B.CH  
Acq On : 07 Jul 2020 7:30 pm  
Operator : GCSVOC-Dhiren  
Sample : 2006454-010A  
Misc :  
ALS Vial : 18 Sample Multiplier: 1

Integration File: EVENTS.E  
Quant Time: Jul 08 08:49:35 2020  
Quant Method : Z:\HPCHEM\2\METHODS\022820DRO-ORO.M  
Quant Title : DRO-ORO 09-09-15 DRO/ORO  
QLast Update : Wed Jul 08 08:47:32 2020  
Response via : Initial Calibration  
Integrator: ChemStation 6890 Scale Mode: Large solvent peaks clipped

Volume Inj. :  
Signal Phase :  
Signal Info :



Data Path : R:\2\DATA\070720\  
 Data File : 07072019.D  
 Signal(s) : FID2B.CH  
 Acq On : 07 Jul 2020 7:58 pm  
 Operator : GCSVOC-Dhiren  
 Sample : 2006454-011A  
 Misc :  
 ALS Vial : 19 Sample Multiplier: 1

Integration File: EVENTS.E  
 Quant Time: Jul 08 08:51:51 2020  
 Quant Method : Z:\HPCHEM\2\METHODS\022820DRO-ORO.M  
 Quant Title : DRO-ORO 09-09-15 DRO/ORO  
 QLast Update : Wed Jul 08 08:47:32 2020  
 Response via : Initial Calibration  
 Integrator: ChemStation 6890 Scale Mode: Large solvent peaks clipped

Volume Inj. :  
 Signal Phase :  
 Signal Info :

Compound	R.T.	Response	Conc Units
-----			
System Monitoring Compounds			
4) S n-Eicosane	8.834	13667184	6.758 ug/mL
8) S1 Squalene	11.559	16355404	9.594 ug/mLm
Target Compounds			
1) H DRO C10-C20	0.000	0	N.D. ug/mL
2) H DRO C10-C25	0.000	0	N.D. ug/mL
3) H DRO C10-C28	6.850	1044690317	569.634 ug/mLm
5) H1 ORO C20-C34	0.000	0	N.D. ug/mL
6) H1 ORO C25-C36	10.700	3255987763	2448.109 ug/mLm
7) H1 DRO C10-C36	0.000	0	N.D. ug/mL
-----			

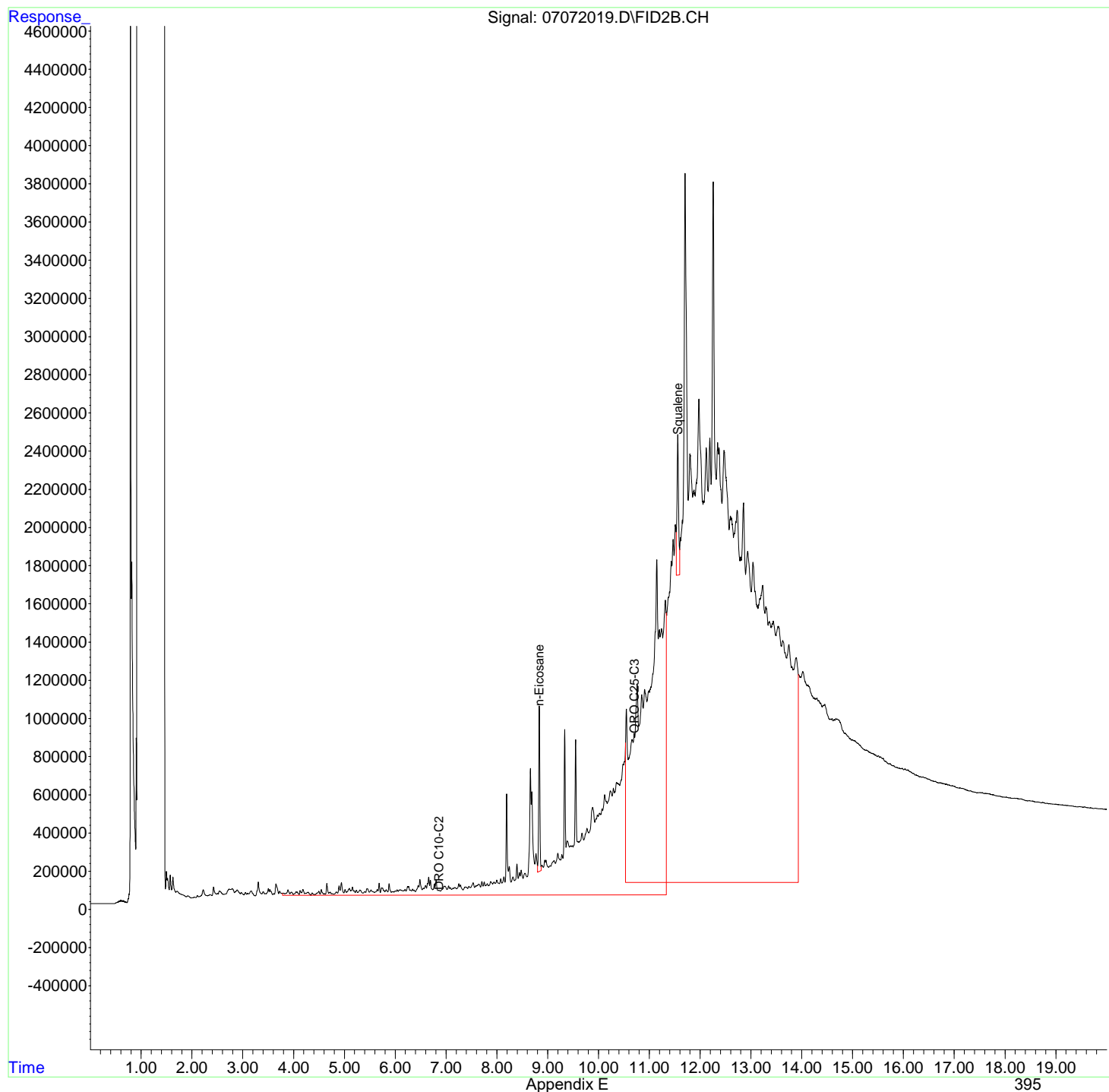
(f)=RT Delta > 1/2 Window

(m)=manual int.

Data Path : R:\2\DATA\070720\  
Data File : 07072019.D  
Signal(s) : FID2B.CH  
Acq On : 07 Jul 2020 7:58 pm  
Operator : GCSVOC-Dhiren  
Sample : 2006454-011A  
Misc :  
ALS Vial : 19 Sample Multiplier: 1

Integration File: EVENTS.E  
Quant Time: Jul 08 08:51:51 2020  
Quant Method : Z:\HPCHEM\2\METHODS\022820DRO-ORO.M  
Quant Title : DRO-ORO 09-09-15 DRO/ORO  
QLast Update : Wed Jul 08 08:47:32 2020  
Response via : Initial Calibration  
Integrator: ChemStation 6890 Scale Mode: Large solvent peaks clipped

Volume Inj. :  
Signal Phase :  
Signal Info :



Data Path : R:\2\DATA\070720\  
 Data File : 07072020.D  
 Signal(s) : FID2B.CH  
 Acq On : 07 Jul 2020 8:26 pm  
 Operator : GCSVOC-Dhiren  
 Sample : CCB-070720-1  
 Misc :  
 ALS Vial : 2 Sample Multiplier: 1

Integration File: EVENTS.E  
 Quant Time: Jul 08 08:29:37 2020  
 Quant Method : Z:\HPCHEM\2\METHODS\022820DRO-ORO.M  
 Quant Title : DRO-ORO 09-09-15 DRO/ORO  
 QLast Update : Fri Feb 28 16:32:12 2020  
 Response via : Initial Calibration  
 Integrator: ChemStation 6890 Scale Mode: Large solvent peaks clipped

Volume Inj. :  
 Signal Phase :  
 Signal Info :

Compound	R.T.	Response	Conc	Units
-----				
System Monitoring Compounds				
4) S n-Eicosane	8.834	32442020	16.870	ug/mLm
8) S1 Squalene	11.559	24986778	15.055	ug/mLm
Target Compounds				
1) H DRO C10-C20	0.000	0	N.D.	ug/mL
2) H DRO C10-C25	0.000	0	N.D.	ug/mL
3) H DRO C10-C28	0.000	0	N.D.	ug/mL
5) H1 ORO C20-C34	0.000	0	N.D.	ug/mL
6) H1 ORO C25-C36	0.000	0	N.D.	ug/mL
7) H1 DRO C10-C36	0.000	0	N.D.	ug/mL
-----				

(f)=RT Delta > 1/2 Window

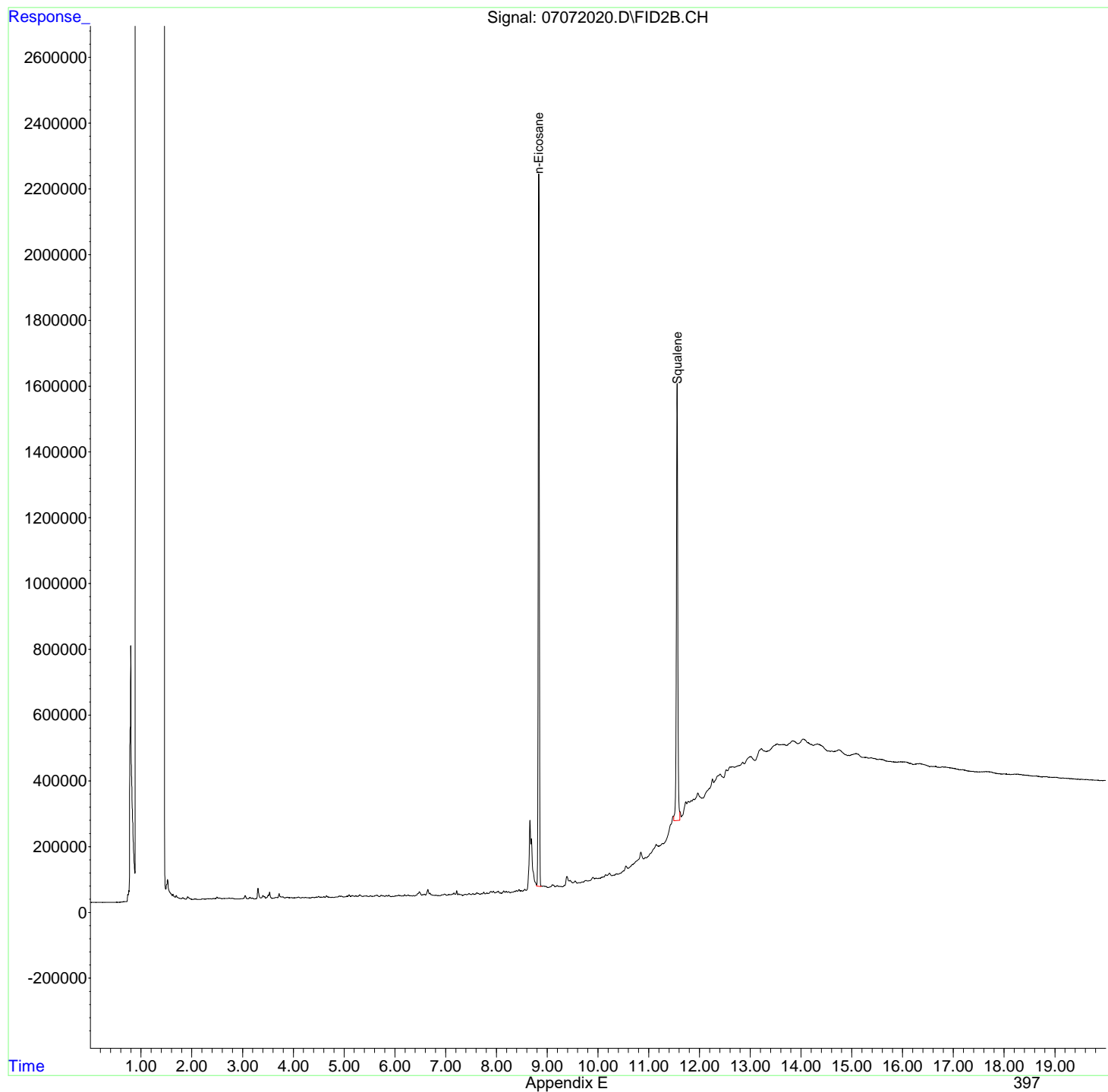
(m)=manual int.



Data Path : R:\2\DATA\070720\  
Data File : 07072020.D  
Signal(s) : FID2B.CH  
Acq On : 07 Jul 2020 8:26 pm  
Operator : GCSVOC-Dhiren  
Sample : CCB-070720-1  
Misc :  
ALS Vial : 2 Sample Multiplier: 1

Integration File: EVENTS.E  
Quant Time: Jul 08 08:29:37 2020  
Quant Method : Z:\HPCHEM\2\METHODS\022820DRO-ORO.M  
Quant Title : DRO-ORO 09-09-15 DRO/ORO  
QLast Update : Fri Feb 28 16:32:12 2020  
Response via : Initial Calibration  
Integrator: ChemStation 6890 Scale Mode: Large solvent peaks clipped

Volume Inj. :  
Signal Phase :  
Signal Info :



Data Path : R:\2\DATA\070720\  
Data File : 07072021.D  
Signal(s) : FID2B.CH  
Acq On : 07 Jul 2020 8:54 pm  
Operator : GCSVOC-Dhiren  
Sample : CCV-DRO-070720-1  
Misc :  
ALS Vial : 4 Sample Multiplier: 1

Integration File: EVENTS.E  
Quant Time: Jul 08 08:27:42 2020  
Quant Method : Z:\HPCHEM\2\METHODS\022820DRO-ORO.M  
Quant Title : DRO-ORO 09-09-15 DRO/ORO  
QLast Update : Fri Feb 28 16:32:12 2020  
Response via : Initial Calibration  
Integrator: ChemStation 6890 Scale Mode: Large solvent peaks clipped

Volume Inj. :  
Signal Phase :  
Signal Info :

Min. RRF : 0.000 Min. Rel. Area : 50% Max. R.T. Dev 0.50min  
Max. RRF Dev : 15% Max. Rel. Area : 150%

	Compound	Amount	Calc.	%Dev	Area%	Dev (Min)
1 H	DRO C10-C20	1000.000	1144.530	-14.5	0	0.00
2 H	DRO C10-C25	1000.000	1137.288	-13.7	0	0.00
3 H	DRO C10-C28	1000.000	1119.700	-12.0	0	0.00
5 H1	ORO C20-C34	1000.000	-89.127	108.9#	0	-9.23#
6 H1	ORO C25-C36	1000.000	-99.450	109.9#	0	-10.70#
7 H1	DRO C10-C36	1000.000	1314.900	-31.5#	0	0.00
8 S1	Squalene	20.000	22.100	-10.5	0	0.00

Evaluate Continuing Calibration Report - Not Found

4 S	n-Eicosane	10.000	0.000	100.0#	0	-8.83#
-----	------------	--------	-------	--------	---	--------

(#) = Out of Range

SPCC's out = 0 CCC's out = 0

Data Path : R:\2\DATA\070720\  
 Data File : 07072021.D  
 Signal(s) : FID2B.CH  
 Acq On : 07 Jul 2020 8:54 pm  
 Operator : GCSVOC-Dhiren  
 Sample : CCV-DRO-070720-1  
 Misc :  
 ALS Vial : 4 Sample Multiplier: 1

Integration File: EVENTS.E  
 Quant Time: Jul 08 08:27:42 2020  
 Quant Method : Z:\HPCHEM\2\METHODS\022820DRO-ORO.M  
 Quant Title : DRO-ORO 09-09-15 DRO/ORO  
 QLast Update : Fri Feb 28 16:32:12 2020  
 Response via : Initial Calibration  
 Integrator: ChemStation 6890 Scale Mode: Large solvent peaks clipped

Volume Inj. :  
 Signal Phase :  
 Signal Info :

Compound	R.T.	Response	Conc	Units
-----				
System Monitoring Compounds				
4) S n-Eicosane	0.000	0	N.D.	ug/mL
8) S1 Squalene	11.558	36120091	22.100	ug/mLm
Target Compounds				
1) H DRO C10-C20	5.050	1728227420	1144.530	ug/mLm
2) H DRO C10-C25	5.150	1997496682	1137.288	ug/mLm
3) H DRO C10-C28	6.850	2021103663	1119.700	ug/mLm
5) H1 ORO C20-C34	0.000	0	N.D.	ug/mL
6) H1 ORO C25-C36	0.000	0	N.D.	ug/mL
7) H1 DRO C10-C36	8.400	2470309818	1314.900	ug/mLm
-----				

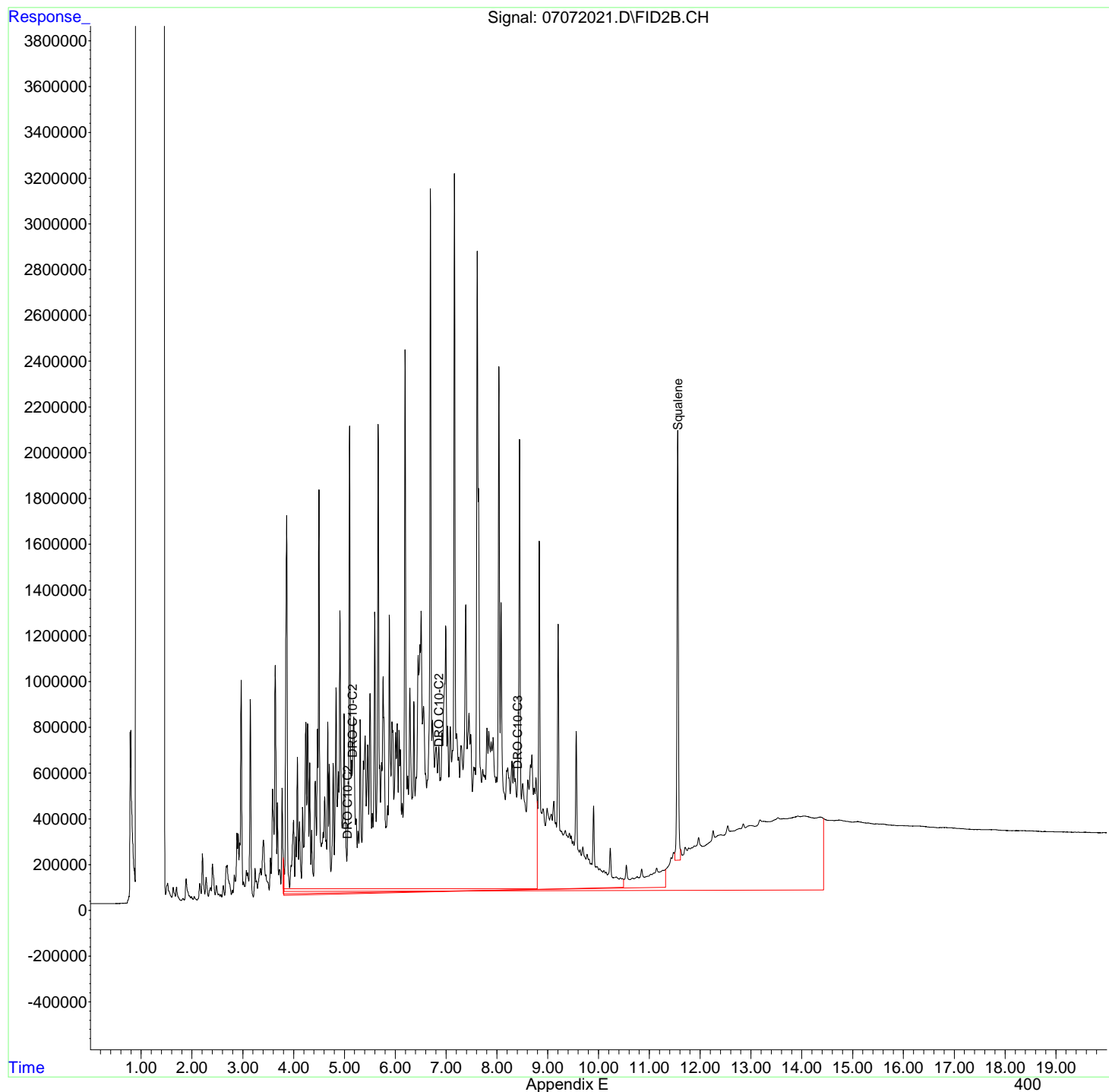
(f)=RT Delta > 1/2 Window

(m)=manual int.

Data Path : R:\2\DATA\070720\  
Data File : 07072021.D  
Signal(s) : FID2B.CH  
Acq On : 07 Jul 2020 8:54 pm  
Operator : GCSVOC-Dhiren  
Sample : CCV-DRO-070720-1  
Misc :  
ALS Vial : 4 Sample Multiplier: 1

Integration File: EVENTS.E  
Quant Time: Jul 08 08:27:42 2020  
Quant Method : Z:\HPCHEM\2\METHODS\022820DRO-ORO.M  
Quant Title : DRO-ORO 09-09-15 DRO/ORO  
QLast Update : Fri Feb 28 16:32:12 2020  
Response via : Initial Calibration  
Integrator: ChemStation 6890 Scale Mode: Large solvent peaks clipped

Volume Inj. :  
Signal Phase :  
Signal Info :



Data Path : R:\2\DATA\070720\  
 Data File : 07072022.D  
 Signal(s) : FID2B.CH  
 Acq On : 07 Jul 2020 9:22 pm  
 Operator : GCSVOC-Dhiren  
 Sample : CCV-ORO-070720-1  
 Misc :  
 ALS Vial : 6 Sample Multiplier: 1

Integration File: EVENTS.E  
 Quant Time: Jul 08 08:29:00 2020  
 Quant Method : Z:\HPCHEM\2\METHODS\022820DRO-ORO.M  
 Quant Title : DRO-ORO 09-09-15 DRO/ORO  
 QLast Update : Fri Feb 28 16:32:12 2020  
 Response via : Initial Calibration  
 Integrator: ChemStation 6890 Scale Mode: Large solvent peaks clipped

Volume Inj. :  
 Signal Phase :  
 Signal Info :

Min. RRF : 0.000 Min. Rel. Area : 50% Max. R.T. Dev 0.50min  
 Max. RRF Dev : 15% Max. Rel. Area : 150%

	Compound	Amount	Calc.	%Dev	Area%	Dev (Min)
4 S	n-Eicosane	10.000	11.697	-17.0#	0	0.00
5 H1	ORO C20-C34	1000.000	942.838	5.7	0	0.00
6 H1	ORO C25-C36	1000.000	862.635	13.7	0	0.00
7 H1	DRO C10-C36	1000.000	-110.448	111.0#	0	-8.40#

Evaluate Continuing Calibration Report - Not Finds

1 H	DRO C10-C20	1000.000	0.000	100.0#	0	-5.05#
2 H	DRO C10-C25	1000.000	0.000	100.0#	0	-5.15#
3 H	DRO C10-C28	1000.000	0.000	100.0#	0	-6.85#
8 S1	Squalene	20.000	0.000	100.0#	0	-11.56#

(#) = Out of Range

SPCC's out = 0 CCC's out = 0

Data Path : R:\2\DATA\070720\  
 Data File : 07072022.D  
 Signal(s) : FID2B.CH  
 Acq On : 07 Jul 2020 9:22 pm  
 Operator : GCSVOC-Dhiren  
 Sample : CCV-ORO-070720-1  
 Misc :  
 ALS Vial : 6 Sample Multiplier: 1

Integration File: EVENTS.E  
 Quant Time: Jul 08 08:29:00 2020  
 Quant Method : Z:\HPCHEM\2\METHODS\022820DRO-ORO.M  
 Quant Title : DRO-ORO 09-09-15 DRO/ORO  
 QLast Update : Fri Feb 28 16:32:12 2020  
 Response via : Initial Calibration  
 Integrator: ChemStation 6890 Scale Mode: Large solvent peaks clipped

Volume Inj. :  
 Signal Phase :  
 Signal Info :

Compound	R.T.	Response	Conc Units
-----			
System Monitoring Compounds			
4) S n-Eicosane	8.834	22836892	11.697 ug/mL
8) S1 Squalene	0.000	0	N.D. ug/mL
Target Compounds			
1) H DRO C10-C20	0.000	0	N.D. ug/mL
2) H DRO C10-C25	0.000	0	N.D. ug/mL
3) H DRO C10-C28	0.000	0	N.D. ug/mL
5) H1 ORO C20-C34	9.230	1111344282	942.838 ug/mLm
6) H1 ORO C25-C36	10.700	1231466265	862.635 ug/mLm
7) H1 DRO C10-C36	0.000	0	N.D. ug/mL
-----			

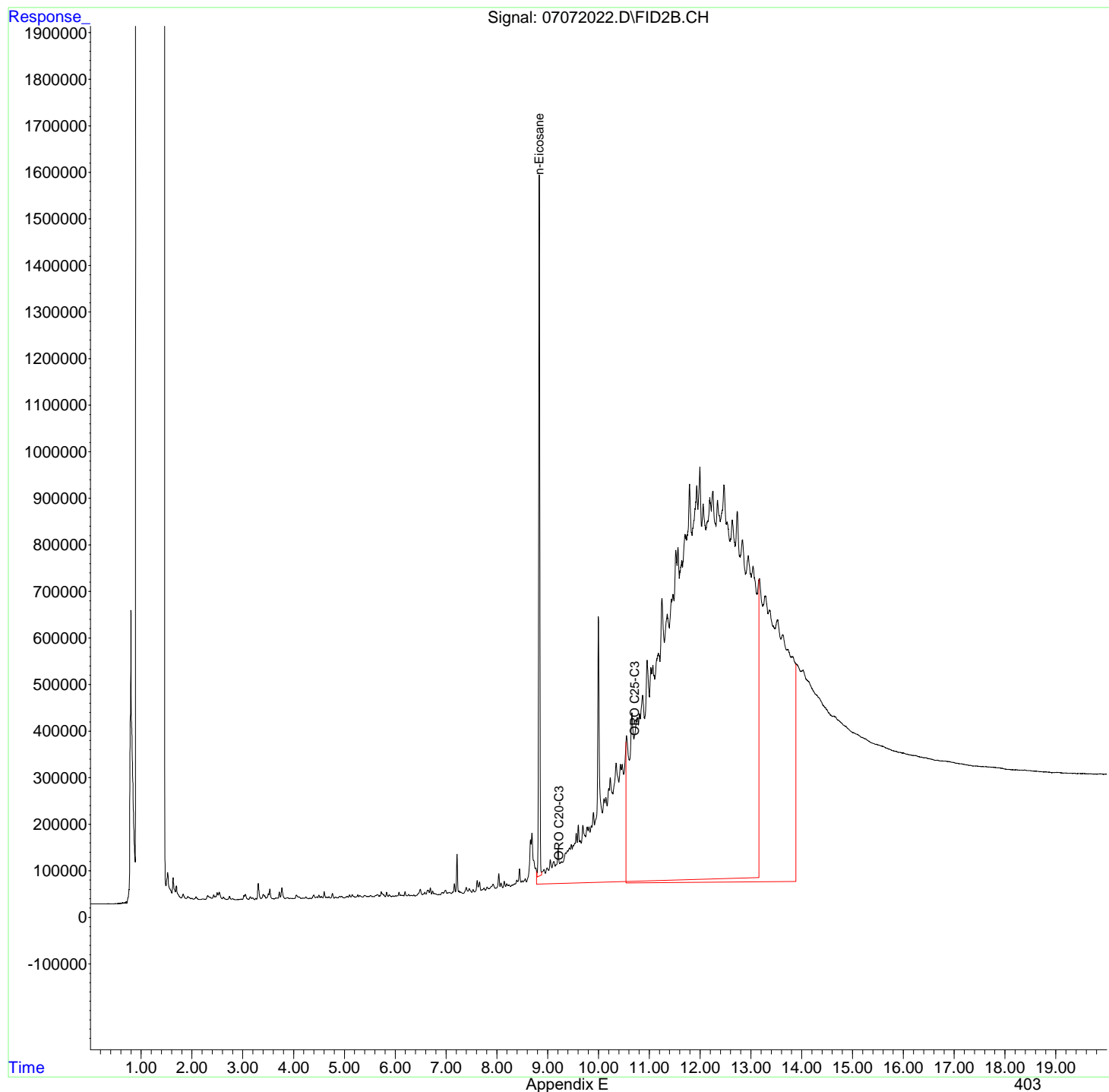
(f)=RT Delta > 1/2 Window

(m)=manual int.

Data Path : R:\2\DATA\070720\  
Data File : 07072022.D  
Signal(s) : FID2B.CH  
Acq On : 07 Jul 2020 9:22 pm  
Operator : GCSVOC-Dhiren  
Sample : CCV-ORO-070720-1  
Misc :  
ALS Vial : 6 Sample Multiplier: 1

Integration File: EVENTS.E  
Quant Time: Jul 08 08:29:00 2020  
Quant Method : Z:\HPCHEM\2\METHODS\022820DRO-ORO.M  
Quant Title : DRO-ORO 09-09-15 DRO/ORO  
QLast Update : Fri Feb 28 16:32:12 2020  
Response via : Initial Calibration  
Integrator: ChemStation 6890 Scale Mode: Large solvent peaks clipped

Volume Inj. :  
Signal Phase :  
Signal Info :



Data Path : R:\2\DATA\070720\  
 Data File : 07072023.D  
 Signal(s) : FID2B.CH  
 Acq On : 07 Jul 2020 9:50 pm  
 Operator : GCSVOC-Dhiren  
 Sample : 2006454-014A  
 Misc :  
 ALS Vial : 20 Sample Multiplier: 1

Integration File: EVENTS.E  
 Quant Time: Jul 08 08:25:10 2020  
 Quant Method : Z:\HPCHEM\2\METHODS\022820DRO-ORO.M  
 Quant Title : DRO-ORO 09-09-15 DRO/ORO  
 QLast Update : Fri Feb 28 16:32:12 2020  
 Response via : Initial Calibration  
 Integrator: ChemStation 6890 Scale Mode: Large solvent peaks clipped

Volume Inj. :  
 Signal Phase :  
 Signal Info :

Compound	R.T.	Response	Conc	Units
-----				
System Monitoring Compounds				
4) S n-Eicosane	8.833	30952312	16.068	ug/mL
8) S1 Squalene	11.558	24429429	14.703	ug/mL
Target Compounds				
1) H DRO C10-C20	0.000	0	N.D.	ug/mL
2) H DRO C10-C25	0.000	0	N.D.	ug/mL
3) H DRO C10-C28	0.000	0	N.D.	ug/mL
5) H1 ORO C20-C34	0.000	0	N.D.	ug/mL
6) H1 ORO C25-C36	10.700	816280057	537.488	ug/mLm
7) H1 DRO C10-C36	0.000	0	N.D.	ug/mL
-----				

(f)=RT Delta > 1/2 Window

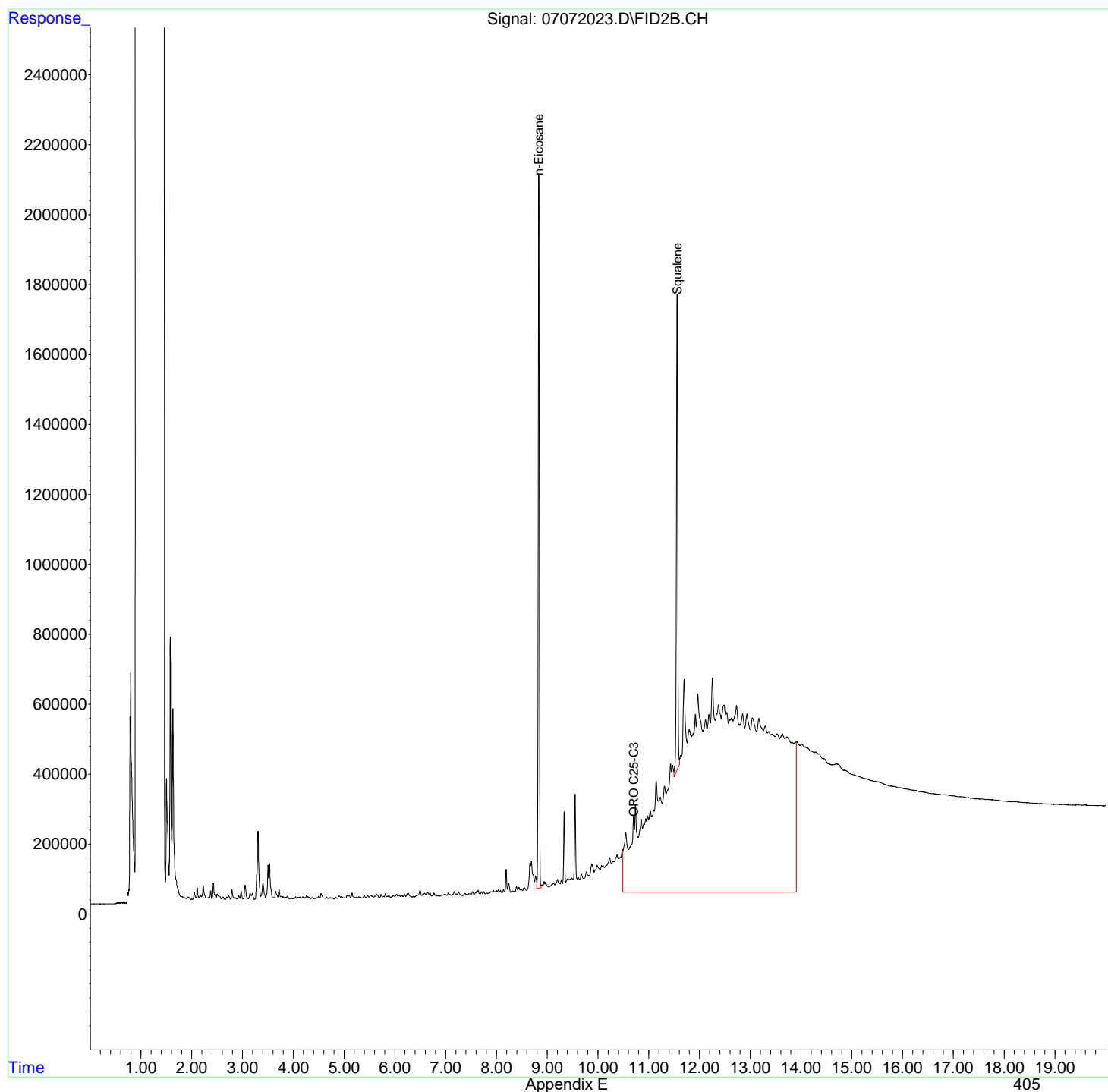
(m)=manual int.



Data Path : R:\2\DATA\070720\  
Data File : 07072023.D  
Signal(s) : FID2B.CH  
Acq On : 07 Jul 2020 9:50 pm  
Operator : GCSVOC-Dhiren  
Sample : 2006454-014A  
Misc :  
ALS Vial : 20 Sample Multiplier: 1

Integration File: EVENTS.E  
Quant Time: Jul 08 08:25:10 2020  
Quant Method : Z:\HPCHEM\2\METHODS\022820DRO-ORO.M  
Quant Title : DRO-ORO 09-09-15 DRO/ORO  
QLast Update : Fri Feb 28 16:32:12 2020  
Response via : Initial Calibration  
Integrator: ChemStation 6890 Scale Mode: Large solvent peaks clipped

Volume Inj. :  
Signal Phase :  
Signal Info :



Data Path : R:\2\DATA\070720\  
 Data File : 07072024.D  
 Signal(s) : FID2B.CH  
 Acq On : 07 Jul 2020 10:18 pm  
 Operator : GCSVOC-Dhiren  
 Sample : 2006454-014AMS  
 Misc :  
 ALS Vial : 21 Sample Multiplier: 1

Integration File: EVENTS.E  
 Quant Time: Jul 08 08:53:56 2020  
 Quant Method : Z:\HPCHEM\2\METHODS\022820DRO-ORO.M  
 Quant Title : DRO-ORO 09-09-15 DRO/ORO  
 QLast Update : Fri Feb 28 16:32:12 2020  
 Response via : Initial Calibration  
 Integrator: ChemStation 6890 Scale Mode: Large solvent peaks clipped

Volume Inj. :  
 Signal Phase :  
 Signal Info :

Compound	R.T.	Response	Conc Units
-----			
System Monitoring Compounds			
4) S n-Eicosane	8.834	42252337	22.154 ug/mLm
8) S1 Squalene	11.559	29267350	17.764 ug/mL
Target Compounds			
1) H DRO C10-C20	5.050	906370843	592.491 ug/mLm
2) H DRO C10-C25	5.150	1181316861	667.603 ug/mLm
3) H DRO C10-C28	6.850	1521852491	838.445 ug/mLm
5) H1 ORO C20-C34	9.230	1376289414	1189.517 ug/mLm
6) H1 ORO C25-C36	10.700	1613817412	1162.067 ug/mLm
7) H1 DRO C10-C36	0.000	0	N.D. ug/mL
-----			

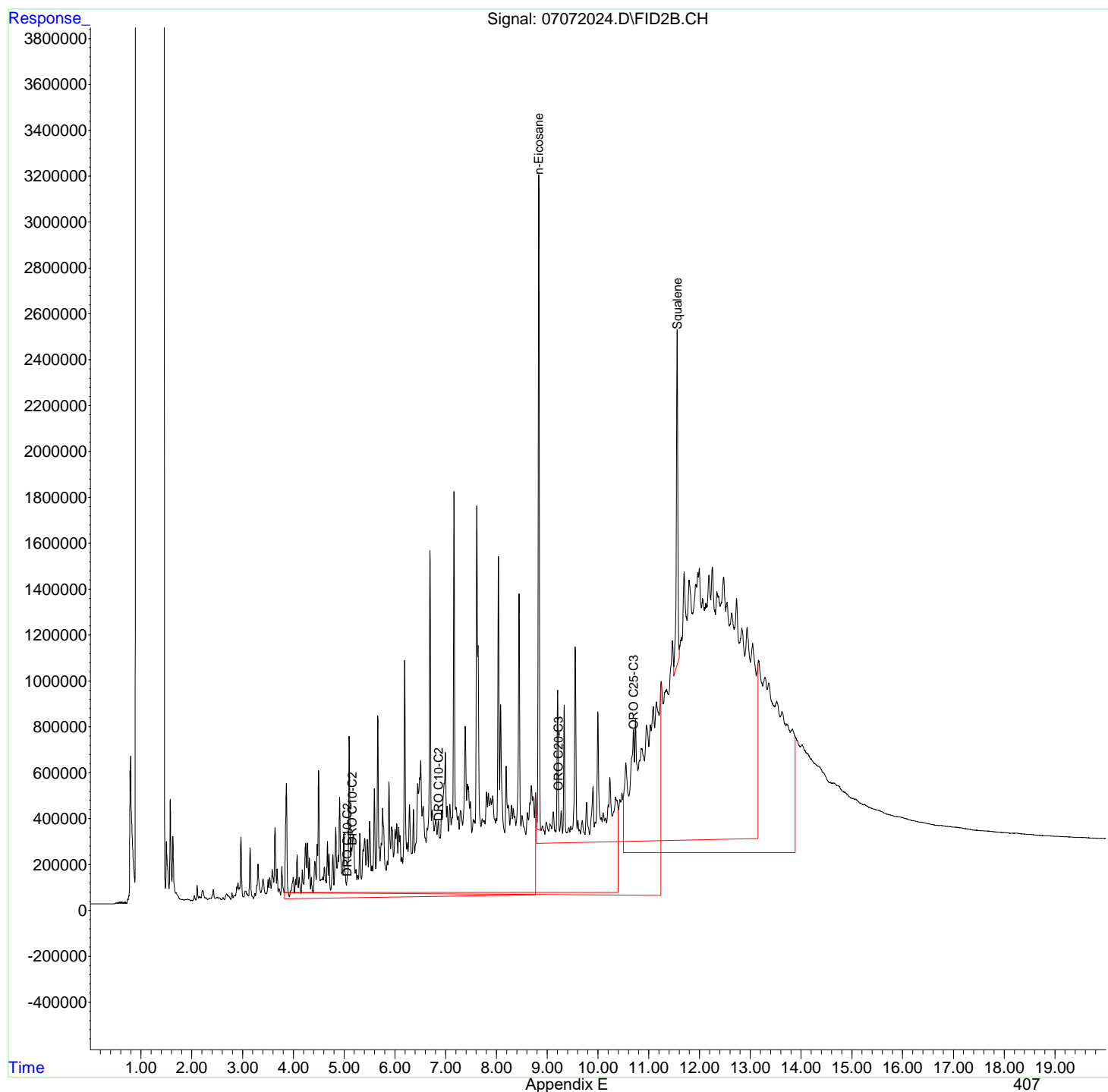
(f)=RT Delta > 1/2 Window

(m)=manual int.

Data Path : R:\2\DATA\070720\  
Data File : 07072024.D  
Signal(s) : FID2B.CH  
Acq On : 07 Jul 2020 10:18 pm  
Operator : GCSVOC-Dhiren  
Sample : 2006454-014AMS  
Misc :  
ALS Vial : 21 Sample Multiplier: 1

Integration File: EVENTS.E  
Quant Time: Jul 08 08:53:56 2020  
Quant Method : Z:\HPCHEM\2\METHODS\022820DRO-ORO.M  
Quant Title : DRO-ORO 09-09-15 DRO/ORO  
QLast Update : Fri Feb 28 16:32:12 2020  
Response via : Initial Calibration  
Integrator: ChemStation 6890 Scale Mode: Large solvent peaks clipped

Volume Inj. :  
Signal Phase :  
Signal Info :



Data Path : R:\2\DATA\070720\  
 Data File : 07072025.D  
 Signal(s) : FID2B.CH  
 Acq On : 07 Jul 2020 10:46 pm  
 Operator : GCSVOC-Dhiren  
 Sample : 2006454-014AMSD  
 Misc :  
 ALS Vial : 22 Sample Multiplier: 1

Integration File: EVENTS.E  
 Quant Time: Jul 08 08:55:31 2020  
 Quant Method : Z:\HPCHEM\2\METHODS\022820DRO-ORO.M  
 Quant Title : DRO-ORO 09-09-15 DRO/ORO  
 QLast Update : Wed Jul 08 08:47:32 2020  
 Response via : Initial Calibration  
 Integrator: ChemStation 6890 Scale Mode: Large solvent peaks clipped

Volume Inj. :  
 Signal Phase :  
 Signal Info :

Compound	R.T.	Response	Conc Units
-----			
System Monitoring Compounds			
4) S n-Eicosane	8.833	41687447	21.850 ug/mLm
8) S1 Squalene	11.558	28301403	17.153 ug/mL
Target Compounds			
1) H DRO C10-C20	5.050	1008634062	661.181 ug/mLm
2) H DRO C10-C25	5.150	1383933806	784.203 ug/mLm
3) H DRO C10-C28	6.850	1694909347	935.937 ug/mLm
5) H1 ORO C20-C34	9.230	1381369722	1194.247 ug/mLm
6) H1 ORO C25-C36	10.700	1583468964	1138.300 ug/mLm
7) H1 DRO C10-C36	0.000	0	N.D. ug/mL
-----			

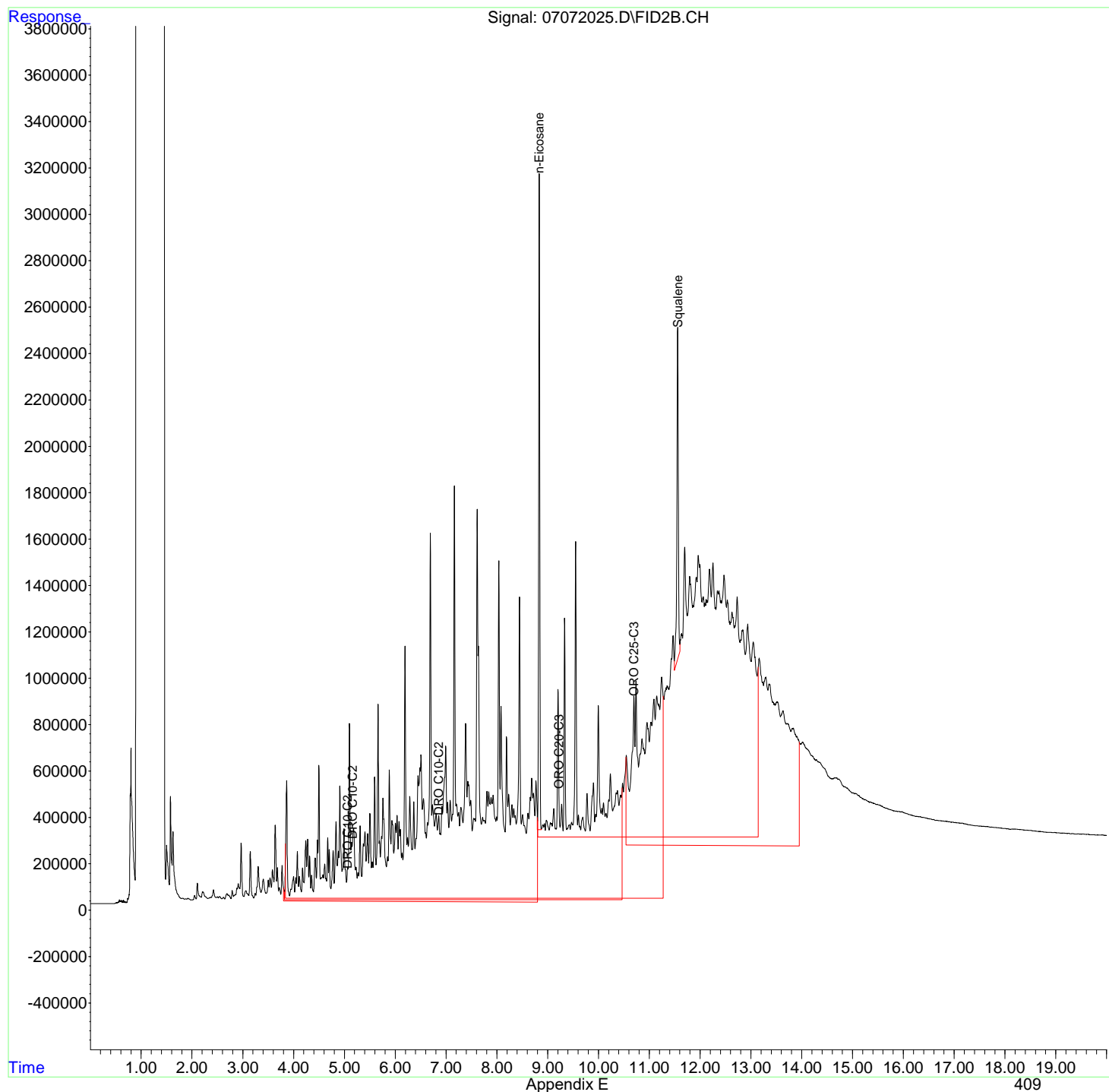
(f)=RT Delta > 1/2 Window

(m)=manual int.

Data Path : R:\2\DATA\070720\  
Data File : 07072025.D  
Signal(s) : FID2B.CH  
Acq On : 07 Jul 2020 10:46 pm  
Operator : GCSVOC-Dhiren  
Sample : 2006454-014AMSD  
Misc :  
ALS Vial : 22 Sample Multiplier: 1

Integration File: EVENTS.E  
Quant Time: Jul 08 08:55:31 2020  
Quant Method : Z:\HPCHEM\2\METHODS\022820DRO-ORO.M  
Quant Title : DRO-ORO 09-09-15 DRO/ORO  
QLast Update : Wed Jul 08 08:47:32 2020  
Response via : Initial Calibration  
Integrator: ChemStation 6890 Scale Mode: Large solvent peaks clipped

Volume Inj. :  
Signal Phase :  
Signal Info :



Data Path : R:\2\DATA\070720\  
 Data File : 07072026.D  
 Signal(s) : FID2B.CH  
 Acq On : 07 Jul 2020 11:14 pm  
 Operator : GCSVOC-Dhiren  
 Sample : 2006454-015A  
 Misc :  
 ALS Vial : 23 Sample Multiplier: 1

Integration File: EVENTS.E  
 Quant Time: Jul 08 08:56:28 2020  
 Quant Method : Z:\HPCHEM\2\METHODS\022820DRO-ORO.M  
 Quant Title : DRO-ORO 09-09-15 DRO/ORO  
 QLast Update : Wed Jul 08 08:47:32 2020  
 Response via : Initial Calibration  
 Integrator: ChemStation 6890 Scale Mode: Large solvent peaks clipped

Volume Inj. :  
 Signal Phase :  
 Signal Info :

Compound	R.T.	Response	Conc	Units
-----				
System Monitoring Compounds				
4) S n-Eicosane	8.833	33207849	17.283	ug/mL
8) S1 Squalene	11.558	27134014	16.414	ug/mL
Target Compounds				
1) H DRO C10-C20	0.000	0	N.D.	ug/mL
2) H DRO C10-C25	0.000	0	N.D.	ug/mL
3) H DRO C10-C28	0.000	0	N.D.	ug/mL
5) H1 ORO C20-C34	0.000	0	N.D.	ug/mL
6) H1 ORO C25-C36	10.700	997580082	679.470	ug/mLm
7) H1 DRO C10-C36	0.000	0	N.D.	ug/mL
-----				

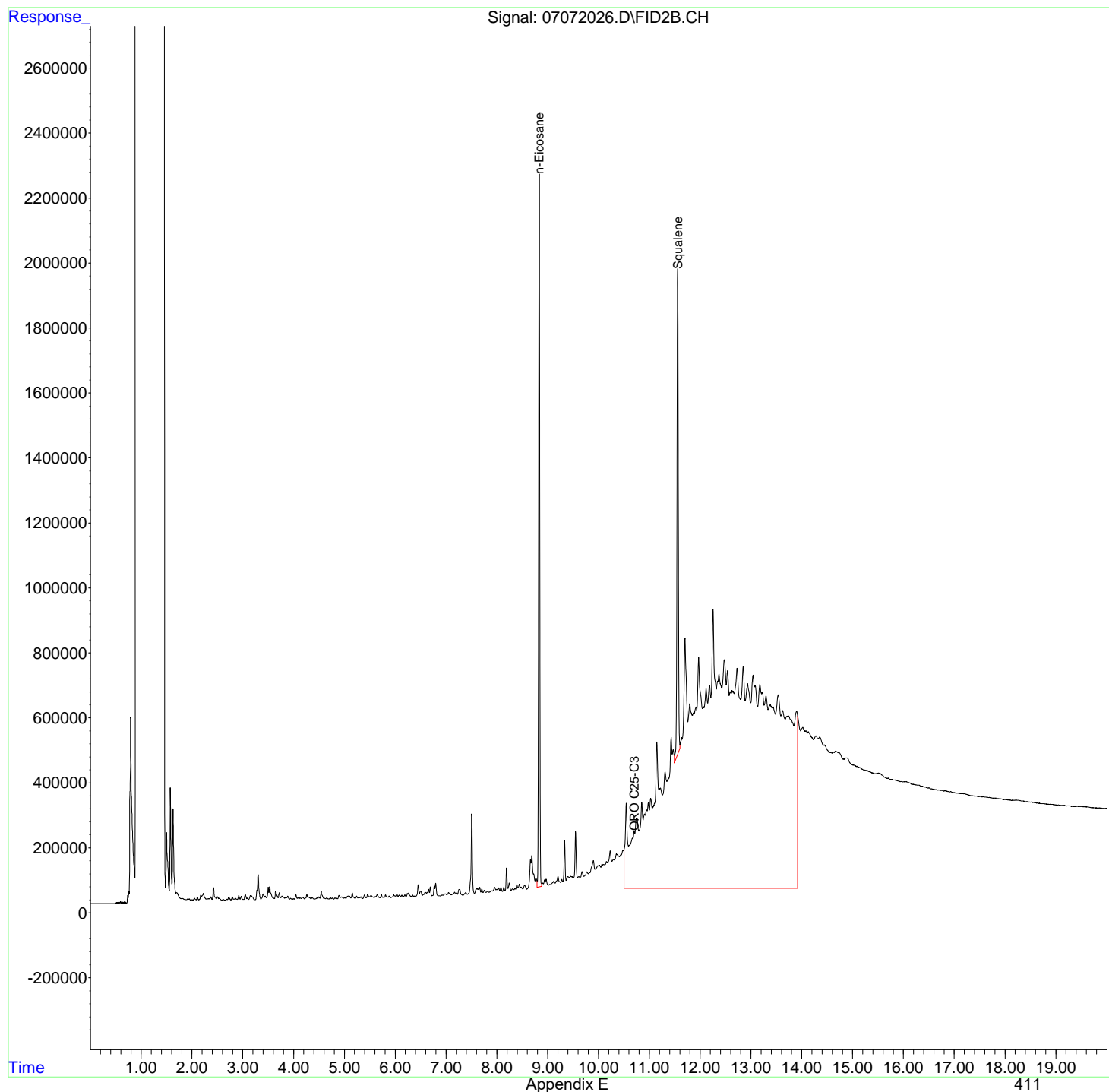
(f)=RT Delta > 1/2 Window

(m)=manual int.

Data Path : R:\2\DATA\070720\  
Data File : 07072026.D  
Signal(s) : FID2B.CH  
Acq On : 07 Jul 2020 11:14 pm  
Operator : GCSVOC-Dhiren  
Sample : 2006454-015A  
Misc :  
ALS Vial : 23 Sample Multiplier: 1

Integration File: EVENTS.E  
Quant Time: Jul 08 08:56:28 2020  
Quant Method : Z:\HPCHEM\2\METHODS\022820DRO-ORO.M  
Quant Title : DRO-ORO 09-09-15 DRO/ORO  
QLast Update : Wed Jul 08 08:47:32 2020  
Response via : Initial Calibration  
Integrator: ChemStation 6890 Scale Mode: Large solvent peaks clipped

Volume Inj. :  
Signal Phase :  
Signal Info :



Data Path : R:\2\DATA\070720\  
 Data File : 07072027.D  
 Signal(s) : FID2B.CH  
 Acq On : 07 Jul 2020 11:42 pm  
 Operator : GCSVOC-Dhiren  
 Sample : 2006454-017A  
 Misc :  
 ALS Vial : 24 Sample Multiplier: 1

Integration File: EVENTS.E  
 Quant Time: Jul 08 09:50:17 2020  
 Quant Method : Z:\HPCHEM\2\METHODS\022820DRO-ORO.M  
 Quant Title : DRO-ORO 09-09-15 DRO/ORO  
 QLast Update : Wed Jul 08 08:47:32 2020  
 Response via : Initial Calibration  
 Integrator: ChemStation 6890 Scale Mode: Large solvent peaks clipped

Volume Inj. :  
 Signal Phase :  
 Signal Info :

Compound	R.T.	Response	Conc	Units
-----				
System Monitoring Compounds				
4) S n-Eicosane	8.832	29658477	15.371	ug/mL
8) S1 Squalene	11.558	27694410	16.769	ug/mLm
Target Compounds				
1) H DRO C10-C20	0.000	0	N.D.	ug/mL
2) H DRO C10-C25	0.000	0	N.D.	ug/mL
3) H DRO C10-C28	0.000	0	N.D.	ug/mL
5) H1 ORO C20-C34	0.000	0	N.D.	ug/mL
6) H1 ORO C25-C36	10.700	2301582119	1700.680	ug/mLm
7) H1 DRO C10-C36	0.000	0	N.D.	ug/mL
-----				

(f)=RT Delta > 1/2 Window

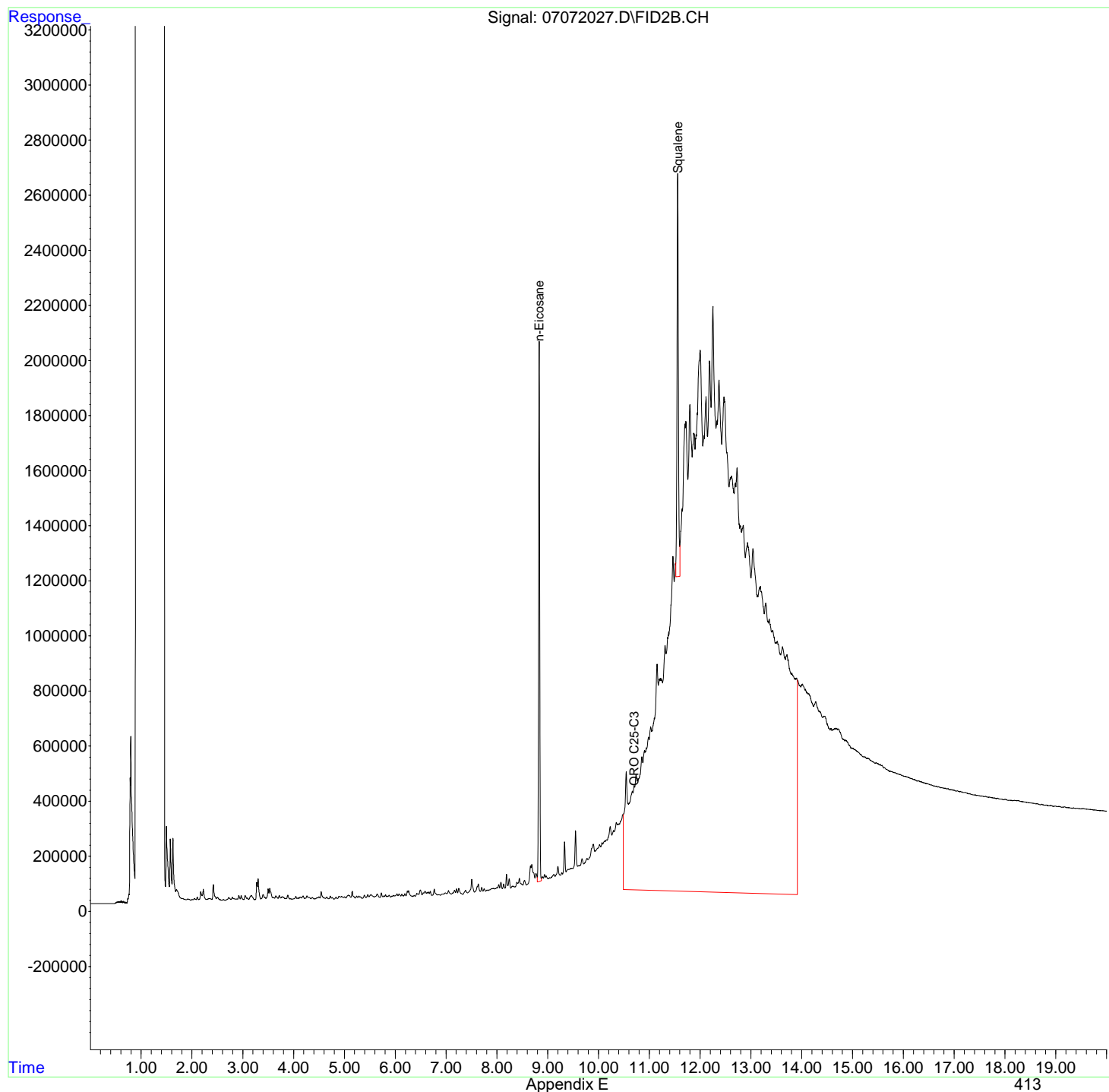
(m)=manual int.



Data Path : R:\2\DATA\070720\  
Data File : 07072027.D  
Signal(s) : FID2B.CH  
Acq On : 07 Jul 2020 11:42 pm  
Operator : GCSVOC-Dhiren  
Sample : 2006454-017A  
Misc :  
ALS Vial : 24 Sample Multiplier: 1

Integration File: EVENTS.E  
Quant Time: Jul 08 09:50:17 2020  
Quant Method : Z:\HPCHEM\2\METHODS\022820DRO-ORO.M  
Quant Title : DRO-ORO 09-09-15 DRO/ORO  
QLast Update : Wed Jul 08 08:47:32 2020  
Response via : Initial Calibration  
Integrator: ChemStation 6890 Scale Mode: Large solvent peaks clipped

Volume Inj. :  
Signal Phase :  
Signal Info :



Data Path : R:\2\DATA\070720\  
 Data File : 07072028.D  
 Signal(s) : FID2B.CH  
 Acq On : 08 Jul 2020 12:10 am  
 Operator : GCSVOC-Dhiren  
 Sample : 2006454-018A  
 Misc :  
 ALS Vial : 25 Sample Multiplier: 1

Integration File: EVENTS.E  
 Quant Time: Jul 08 09:50:55 2020  
 Quant Method : Z:\HPCHEM\2\METHODS\022820DRO-ORO.M  
 Quant Title : DRO-ORO 09-09-15 DRO/ORO  
 QLast Update : Wed Jul 08 08:47:32 2020  
 Response via : Initial Calibration  
 Integrator: ChemStation 6890 Scale Mode: Large solvent peaks clipped

Volume Inj. :  
 Signal Phase :  
 Signal Info :

Compound	R.T.	Response	Conc Units
-----			
System Monitoring Compounds			
4) S n-Eicosane	8.832	15734597	7.871 ug/mL
8) S1 Squalene	11.558	15247805	8.893 ug/mLm
Target Compounds			
1) H DRO C10-C20	0.000	0	N.D. ug/mL
2) H DRO C10-C25	0.000	0	N.D. ug/mL
3) H DRO C10-C28	6.850	615253664	327.709 ug/mLm
5) H1 ORO C20-C34	0.000	0	N.D. ug/mL
6) H1 ORO C25-C36	10.700	2288115870	1690.134 ug/mLm
7) H1 DRO C10-C36	0.000	0	N.D. ug/mL
-----			

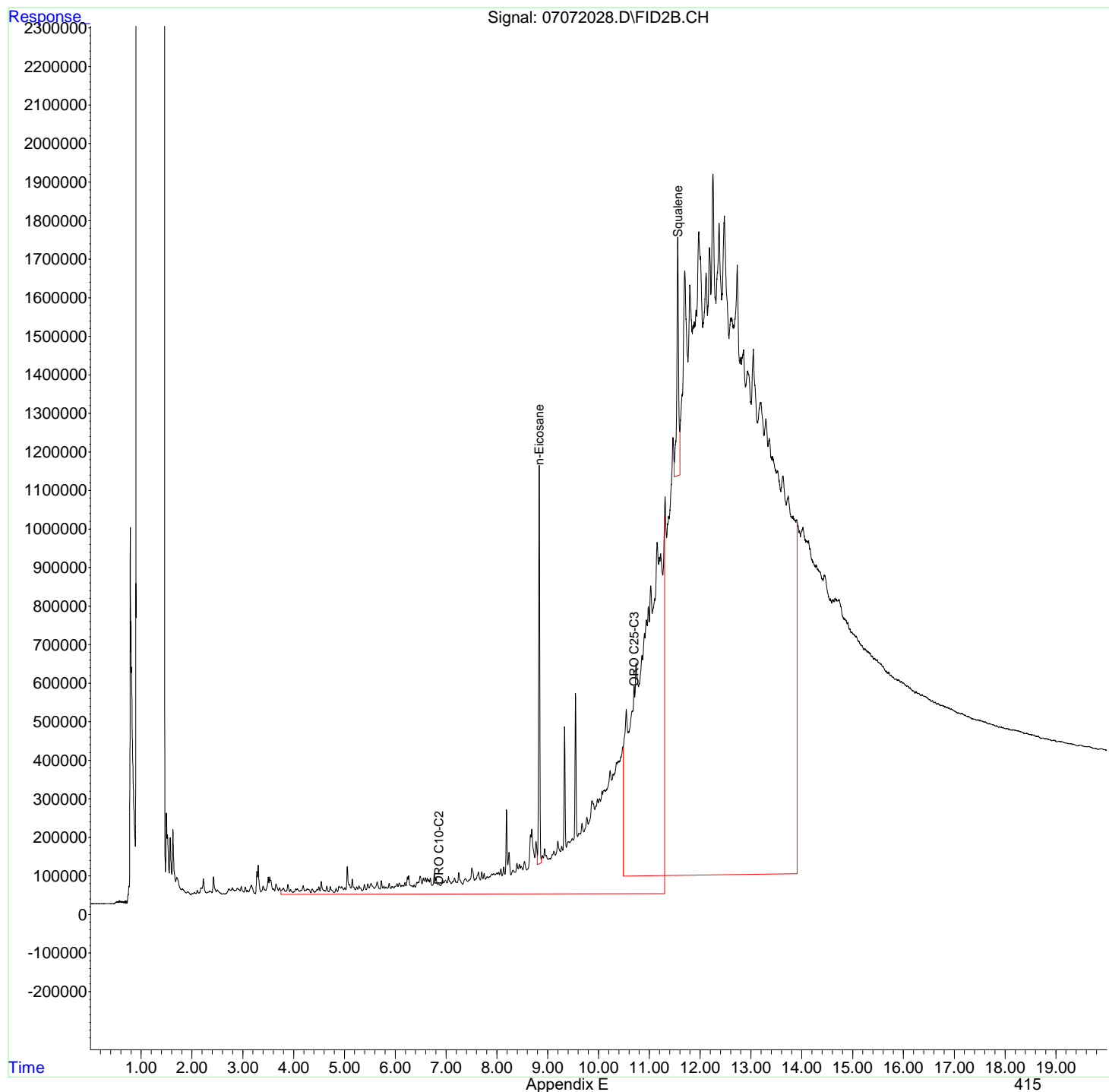
(f)=RT Delta > 1/2 Window

(m)=manual int.

Data Path : R:\2\DATA\070720\  
Data File : 07072028.D  
Signal(s) : FID2B.CH  
Acq On : 08 Jul 2020 12:10 am  
Operator : GCSVOC-Dhiren  
Sample : 2006454-018A  
Misc :  
ALS Vial : 25 Sample Multiplier: 1

Integration File: EVENTS.E  
Quant Time: Jul 08 09:50:55 2020  
Quant Method : Z:\HPCHEM\2\METHODS\022820DRO-ORO.M  
Quant Title : DRO-ORO 09-09-15 DRO/ORO  
QLast Update : Wed Jul 08 08:47:32 2020  
Response via : Initial Calibration  
Integrator: ChemStation 6890 Scale Mode: Large solvent peaks clipped

Volume Inj. :  
Signal Phase :  
Signal Info :



Data Path : R:\2\DATA\070720\  
 Data File : 07072029.D  
 Signal(s) : FID2B.CH  
 Acq On : 08 Jul 2020 12:38 am  
 Operator : GCSVOC-Dhiren  
 Sample : 2006454-019A  
 Misc :  
 ALS Vial : 26 Sample Multiplier: 1

Integration File: EVENTS.E  
 Quant Time: Jul 08 09:00:22 2020  
 Quant Method : Z:\HPCHEM\2\METHODS\022820DRO-ORO.M  
 Quant Title : DRO-ORO 09-09-15 DRO/ORO  
 QLast Update : Wed Jul 08 08:47:32 2020  
 Response via : Initial Calibration  
 Integrator: ChemStation 6890 Scale Mode: Large solvent peaks clipped

Volume Inj. :  
 Signal Phase :  
 Signal Info :

Compound	R.T.	Response	Conc	Units
-----				
System Monitoring Compounds				
4) S n-Eicosane	8.831	31027700	16.108	ug/mLm
8) S1 Squalene	11.557	26447677	15.980	ug/mLm
Target Compounds				
1) H DRO C10-C20	0.000	0	N.D.	ug/mL
2) H DRO C10-C25	0.000	0	N.D.	ug/mL
3) H DRO C10-C28	0.000	0	N.D.	ug/mL
5) H1 ORO C20-C34	0.000	0	N.D.	ug/mL
6) H1 ORO C25-C36	10.700	1458196227	1040.195	ug/mLm
7) H1 DRO C10-C36	0.000	0	N.D.	ug/mL
-----				

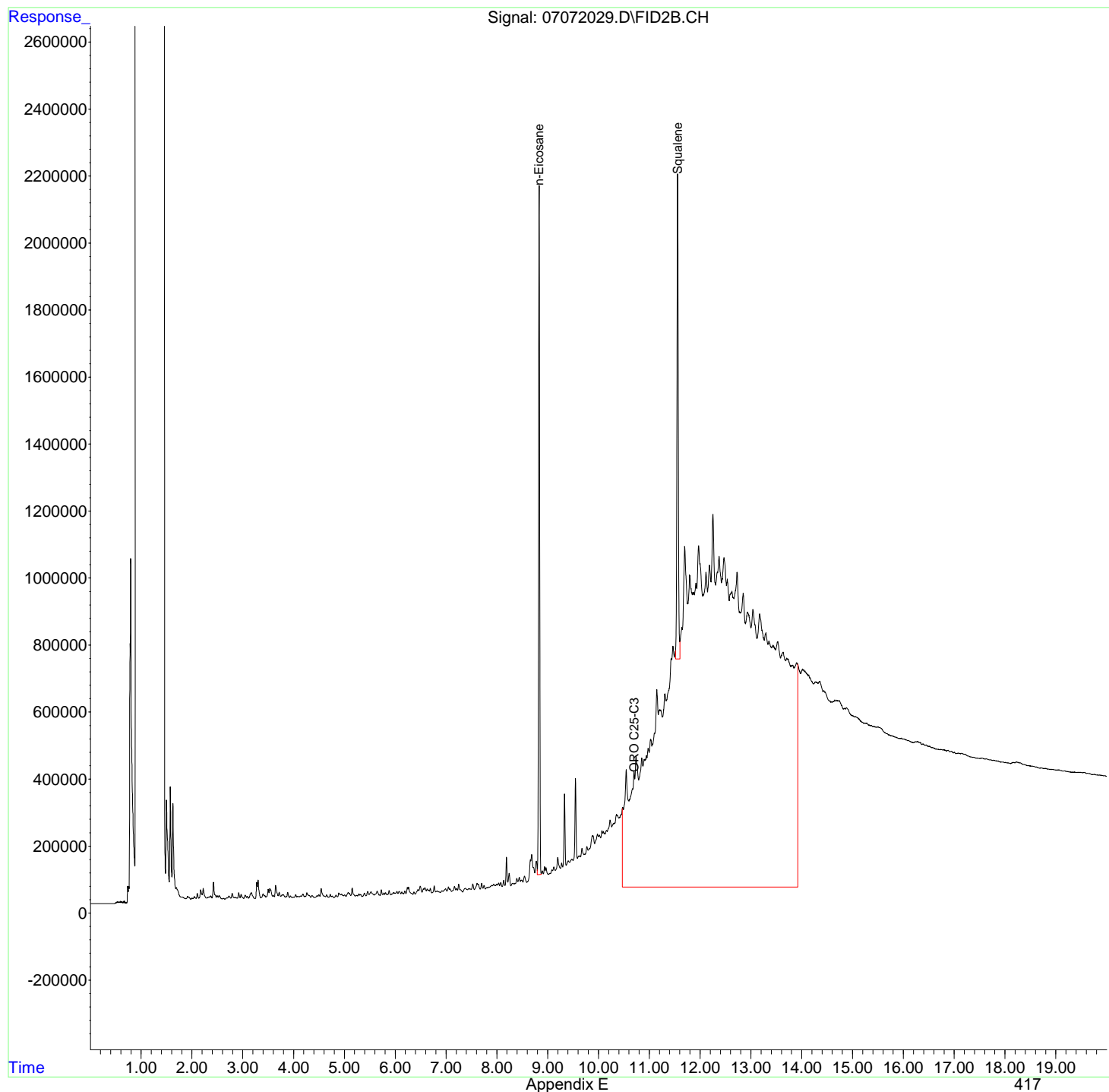
(f)=RT Delta > 1/2 Window

(m)=manual int.

Data Path : R:\2\DATA\070720\  
Data File : 07072029.D  
Signal(s) : FID2B.CH  
Acq On : 08 Jul 2020 12:38 am  
Operator : GCSVOC-Dhiren  
Sample : 2006454-019A  
Misc :  
ALS Vial : 26 Sample Multiplier: 1

Integration File: EVENTS.E  
Quant Time: Jul 08 09:00:22 2020  
Quant Method : Z:\HPCHEM\2\METHODS\022820DRO-ORO.M  
Quant Title : DRO-ORO 09-09-15 DRO/ORO  
QLast Update : Wed Jul 08 08:47:32 2020  
Response via : Initial Calibration  
Integrator: ChemStation 6890 Scale Mode: Large solvent peaks clipped

Volume Inj. :  
Signal Phase :  
Signal Info :



Data Path : R:\2\DATA\070720\  
 Data File : 07072030.D  
 Signal(s) : FID2B.CH  
 Acq On : 08 Jul 2020 1:05 am  
 Operator : GCSVOC-Dhiren  
 Sample : 2006454-020A  
 Misc :  
 ALS Vial : 27 Sample Multiplier: 1

Integration File: EVENTS.E  
 Quant Time: Jul 08 09:01:33 2020  
 Quant Method : Z:\HPCHEM\2\METHODS\022820DRO-ORO.M  
 Quant Title : DRO-ORO 09-09-15 DRO/ORO  
 QLast Update : Wed Jul 08 08:47:32 2020  
 Response via : Initial Calibration  
 Integrator: ChemStation 6890 Scale Mode: Large solvent peaks clipped

Volume Inj. :  
 Signal Phase :  
 Signal Info :

Compound	R.T.	Response	Conc Units
-----			
System Monitoring Compounds			
4) S n-Eicosane	8.832	31063084	16.128 ug/mL
8) S1 Squalene	11.557	29958784	18.202 ug/mL
Target Compounds			
1) H DRO C10-C20	0.000	0	N.D. ug/mL
2) H DRO C10-C25	0.000	0	N.D. ug/mL
3) H DRO C10-C28	0.000	0	N.D. ug/mL
5) H1 ORO C20-C34	0.000	0	N.D. ug/mL
6) H1 ORO C25-C36	10.700	1216865263	851.200 ug/mLm
7) H1 DRO C10-C36	0.000	0	N.D. ug/mL
-----			

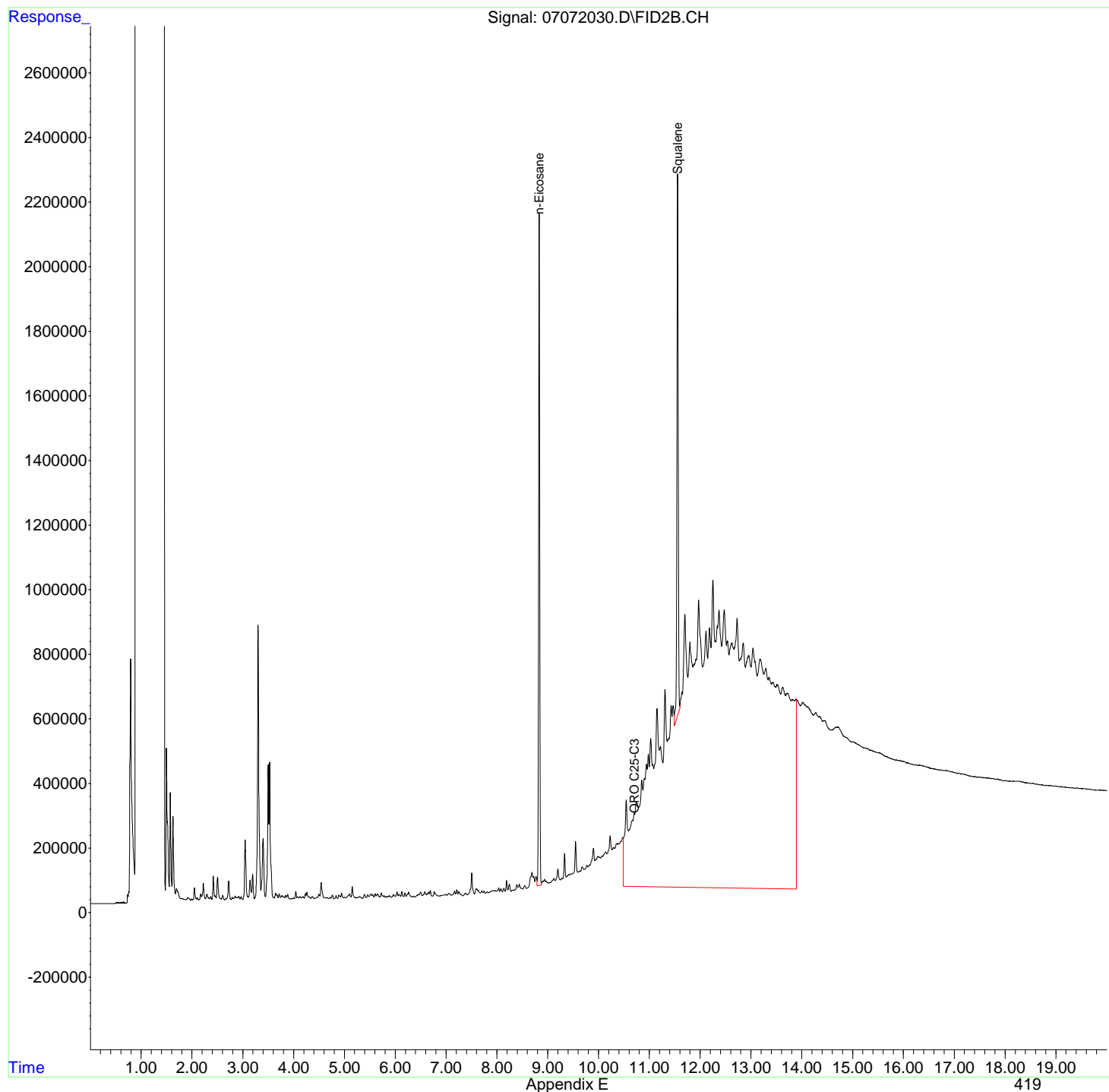
(f)=RT Delta > 1/2 Window

(m)=manual int.

Data Path : R:\2\DATA\070720\  
Data File : 07072030.D  
Signal(s) : FID2B.CH  
Acq On : 08 Jul 2020 1:05 am  
Operator : GCSVOC-Dhiren  
Sample : 2006454-020A  
Misc :  
ALS Vial : 27 Sample Multiplier: 1

Integration File: EVENTS.E  
Quant Time: Jul 08 09:01:33 2020  
Quant Method : Z:\HPCHEM\2\METHODS\022820DRO-ORO.M  
Quant Title : DRO-ORO 09-09-15 DRO/ORO  
QLast Update : Wed Jul 08 08:47:32 2020  
Response via : Initial Calibration  
Integrator: ChemStation 6890 Scale Mode: Large solvent peaks clipped

Volume Inj. :  
Signal Phase :  
Signal Info :



Data Path : R:\2\DATA\070720\  
 Data File : 07072031.D  
 Signal(s) : FID2B.CH  
 Acq On : 08 Jul 2020 1:33 am  
 Operator : GCSVOC-Dhiren  
 Sample : 2006454-006A  
 Misc :  
 ALS Vial : 28 Sample Multiplier: 1

Integration File: EVENTS.E  
 Quant Time: Jul 08 09:02:51 2020  
 Quant Method : Z:\HPCHEM\2\METHODS\022820DRO-ORO.M  
 Quant Title : DRO-ORO 09-09-15 DRO/ORO  
 QLast Update : Wed Jul 08 08:47:32 2020  
 Response via : Initial Calibration  
 Integrator: ChemStation 6890 Scale Mode: Large solvent peaks clipped

Volume Inj. :  
 Signal Phase :  
 Signal Info :

Compound	R.T.	Response	Conc Units
-----			
System Monitoring Compounds			
4) S n-Eicosane	8.832	7834189	3.616 ug/mL
8) S1 Squalene	11.561	7261893	3.839 ug/mLm
Target Compounds			
1) H DRO C10-C20	0.000	0	N.D. ug/mL
2) H DRO C10-C25	0.000	0	N.D. ug/mL
3) H DRO C10-C28	0.000	0	N.D. ug/mL
5) H1 ORO C20-C34	0.000	0	N.D. ug/mL
6) H1 ORO C25-C36	10.700	4287215777	3255.700 ug/mLm
7) H1 DRO C10-C36	0.000	0	N.D. ug/mL
-----			

(f)=RT Delta > 1/2 Window

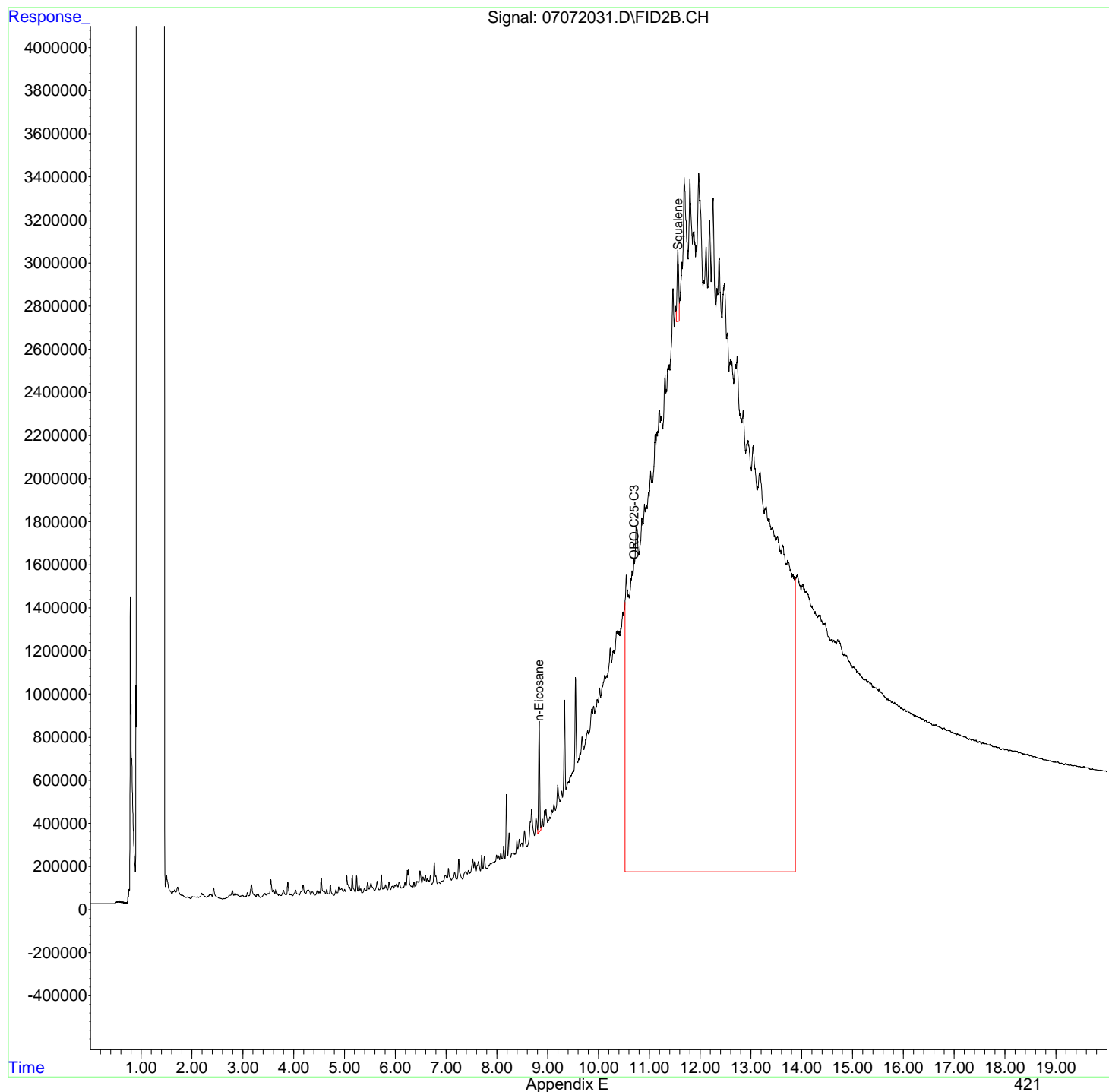
(m)=manual int.



Data Path : R:\2\DATA\070720\  
Data File : 07072031.D  
Signal(s) : FID2B.CH  
Acq On : 08 Jul 2020 1:33 am  
Operator : GCSVOC-Dhiren  
Sample : 2006454-006A  
Misc :  
ALS Vial : 28 Sample Multiplier: 1

Integration File: EVENTS.E  
Quant Time: Jul 08 09:02:51 2020  
Quant Method : Z:\HPCHEM\2\METHODS\022820DRO-ORO.M  
Quant Title : DRO-ORO 09-09-15 DRO/ORO  
QLast Update : Wed Jul 08 08:47:32 2020  
Response via : Initial Calibration  
Integrator: ChemStation 6890 Scale Mode: Large solvent peaks clipped

Volume Inj. :  
Signal Phase :  
Signal Info :



Data Path : R:\2\DATA\070720\  
 Data File : 07072032.D  
 Signal(s) : FID2B.CH  
 Acq On : 08 Jul 2020 2:01 am  
 Operator : GCSVOC-Dhiren  
 Sample : 2006454-012A  
 Misc :  
 ALS Vial : 29 Sample Multiplier: 1

Integration File: EVENTS.E  
 Quant Time: Jul 08 09:04:24 2020  
 Quant Method : Z:\HPCHEM\2\METHODS\022820DRO-ORO.M  
 Quant Title : DRO-ORO 09-09-15 DRO/ORO  
 QLast Update : Wed Jul 08 08:47:32 2020  
 Response via : Initial Calibration  
 Integrator: ChemStation 6890 Scale Mode: Large solvent peaks clipped

Volume Inj. :  
 Signal Phase :  
 Signal Info :

Compound	R.T.	Response	Conc Units
-----			
System Monitoring Compounds			
4) S n-Eicosane	8.833	10715796	5.168 ug/mL
8) S1 Squalene	11.555	13585230	7.841 ug/mLm
Target Compounds			
1) H DRO C10-C20	0.000	0	N.D. ug/mL
2) H DRO C10-C25	0.000	0	N.D. ug/mL
3) H DRO C10-C28	6.850	2462887801	1368.581 ug/mLm
5) H1 ORO C20-C34	0.000	0	N.D. ug/mL
6) H1 ORO C25-C36	10.700	3262685065	2453.354 ug/mLm
7) H1 DRO C10-C36	0.000	0	N.D. ug/mL
-----			

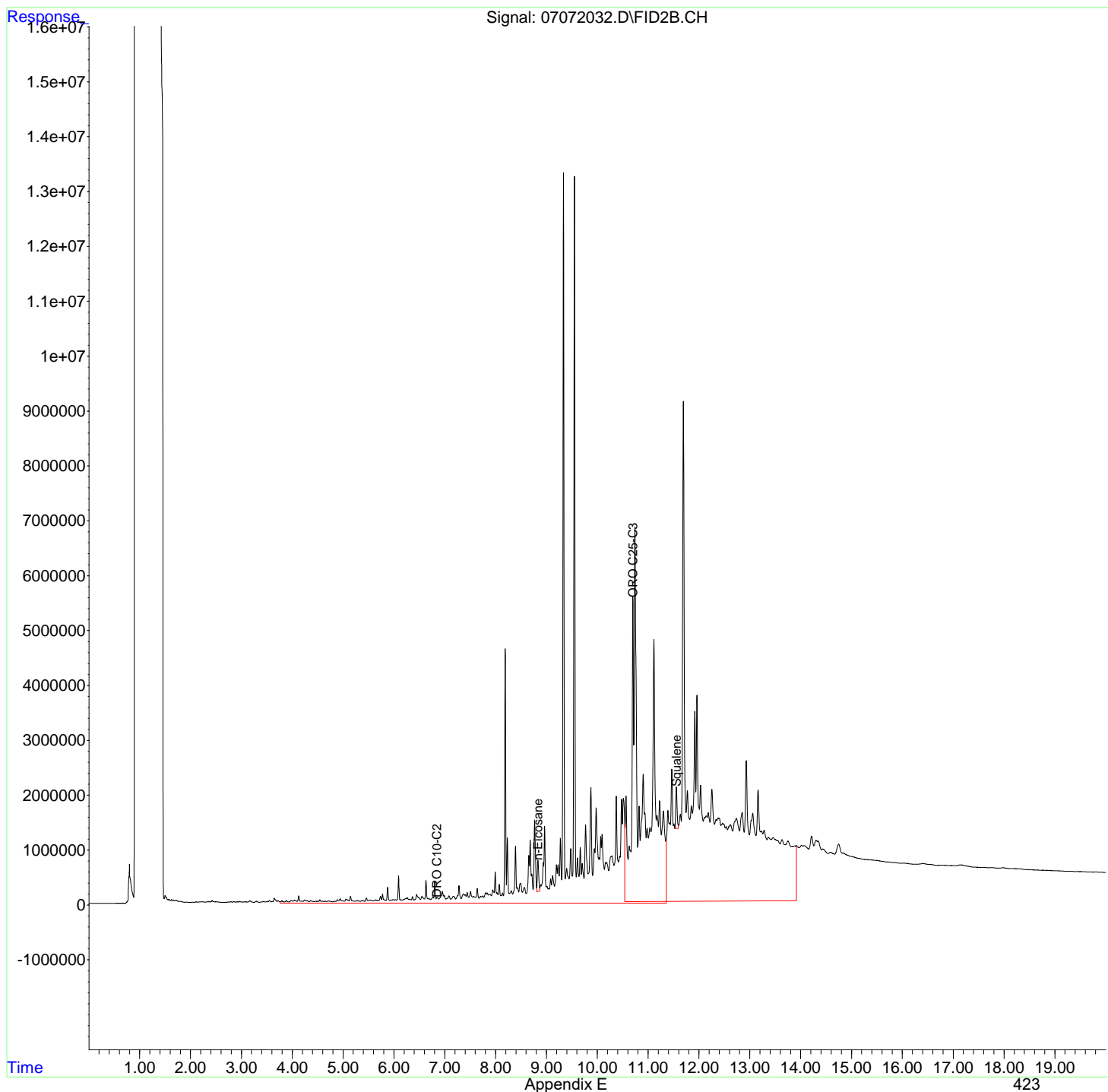
(f)=RT Delta > 1/2 Window

(m)=manual int.

Data Path : R:\2\DATA\070720\  
Data File : 07072032.D  
Signal(s) : FID2B.CH  
Acq On : 08 Jul 2020 2:01 am  
Operator : GCSVOC-Dhiren  
Sample : 2006454-012A  
Misc :  
ALS Vial : 29 Sample Multiplier: 1

Integration File: EVENTS.E  
Quant Time: Jul 08 09:04:24 2020  
Quant Method : Z:\HPCHEM\2\METHODS\022820DRO-ORO.M  
Quant Title : DRO-ORO 09-09-15 DRO/ORO  
QLast Update : Wed Jul 08 08:47:32 2020  
Response via : Initial Calibration  
Integrator: ChemStation 6890 Scale Mode: Large solvent peaks clipped

Volume Inj. :  
Signal Phase :  
Signal Info :



Data Path : R:\2\DATA\070720\  
 Data File : 07072033.D  
 Signal(s) : FID2B.CH  
 Acq On : 08 Jul 2020 2:29 am  
 Operator : GCSVOC-Dhiren  
 Sample : 2006454-013A  
 Misc :  
 ALS Vial : 30 Sample Multiplier: 1

Integration File: EVENTS.E  
 Quant Time: Jul 08 09:05:44 2020  
 Quant Method : Z:\HPCHEM\2\METHODS\022820DRO-ORO.M  
 Quant Title : DRO-ORO 09-09-15 DRO/ORO  
 QLast Update : Wed Jul 08 08:47:32 2020  
 Response via : Initial Calibration  
 Integrator: ChemStation 6890 Scale Mode: Large solvent peaks clipped

Volume Inj. :  
 Signal Phase :  
 Signal Info :

Compound	R.T.	Response	Conc Units
-----			
System Monitoring Compounds			
4) S n-Eicosane	8.832	8300210	3.867 ug/mL
8) S1 Squalene	11.558	7699802	4.117 ug/mLm
Target Compounds			
1) H DRO C10-C20	0.000	0	N.D. ug/mL
2) H DRO C10-C25	0.000	0	N.D. ug/mL
3) H DRO C10-C28	6.850	745909381	401.314 ug/mLm
5) H1 ORO C20-C34	0.000	0	N.D. ug/mL
6) H1 ORO C25-C36	10.700	1924940159	1405.719 ug/mLm
7) H1 DRO C10-C36	0.000	0	N.D. ug/mL
-----			

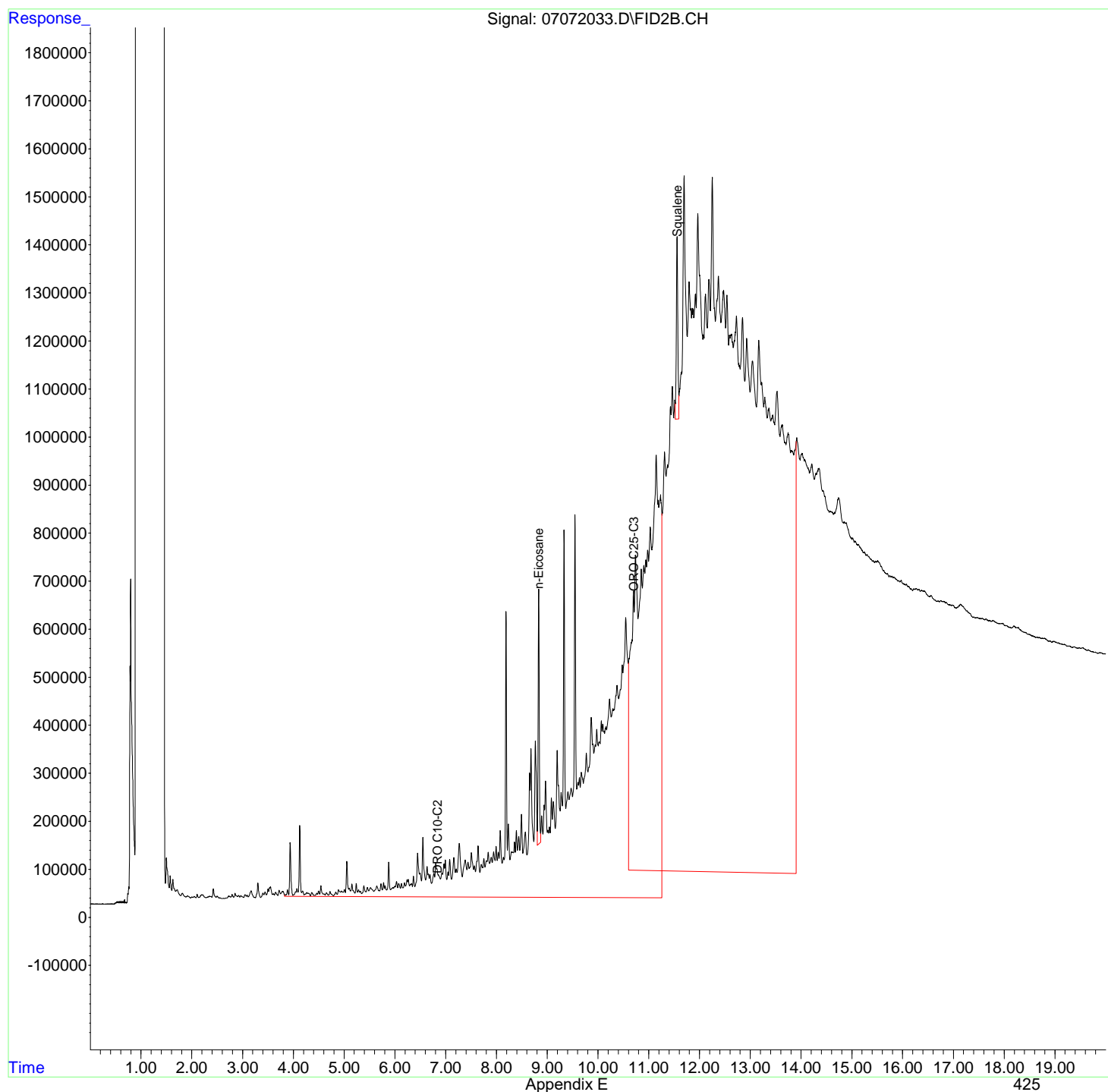
(f)=RT Delta > 1/2 Window

(m)=manual int.

Data Path : R:\2\DATA\070720\  
Data File : 07072033.D  
Signal(s) : FID2B.CH  
Acq On : 08 Jul 2020 2:29 am  
Operator : GCSVOC-Dhiren  
Sample : 2006454-013A  
Misc :  
ALS Vial : 30 Sample Multiplier: 1

Integration File: EVENTS.E  
Quant Time: Jul 08 09:05:44 2020  
Quant Method : Z:\HPCHEM\2\METHODS\022820DRO-ORO.M  
Quant Title : DRO-ORO 09-09-15 DRO/ORO  
QLast Update : Wed Jul 08 08:47:32 2020  
Response via : Initial Calibration  
Integrator: ChemStation 6890 Scale Mode: Large solvent peaks clipped

Volume Inj. :  
Signal Phase :  
Signal Info :



Data Path : R:\2\DATA\070720\  
 Data File : 07072034.D  
 Signal(s) : FID2B.CH  
 Acq On : 08 Jul 2020 2:56 am  
 Operator : GCSVOC-Dhiren  
 Sample : 2006454-016A  
 Misc :  
 ALS Vial : 31 Sample Multiplier: 1

Integration File: EVENTS.E  
 Quant Time: Jul 08 09:53:03 2020  
 Quant Method : Z:\HPCHEM\2\METHODS\022820DRO-ORO.M  
 Quant Title : DRO-ORO 09-09-15 DRO/ORO  
 QLast Update : Wed Jul 08 08:47:32 2020  
 Response via : Initial Calibration  
 Integrator: ChemStation 6890 Scale Mode: Large solvent peaks clipped

Volume Inj. :  
 Signal Phase :  
 Signal Info :

Compound	R.T.	Response	Conc	Units
-----				
System Monitoring Compounds				
4) S n-Eicosane	8.832	7864180	3.632	ug/mL
8) S1 Squalene	11.559	6622904	3.435	ug/mLm
Target Compounds				
1) H DRO C10-C20	0.000	0	N.D.	ug/mL
2) H DRO C10-C25	0.000	0	N.D.	ug/mL
3) H DRO C10-C28	6.850	528952019	279.091	ug/mLm
5) H1 ORO C20-C34	0.000	0	N.D.	ug/mL
6) H1 ORO C25-C36	10.700	1791349989	1301.099	ug/mLm
7) H1 DRO C10-C36	0.000	0	N.D.	ug/mL
-----				

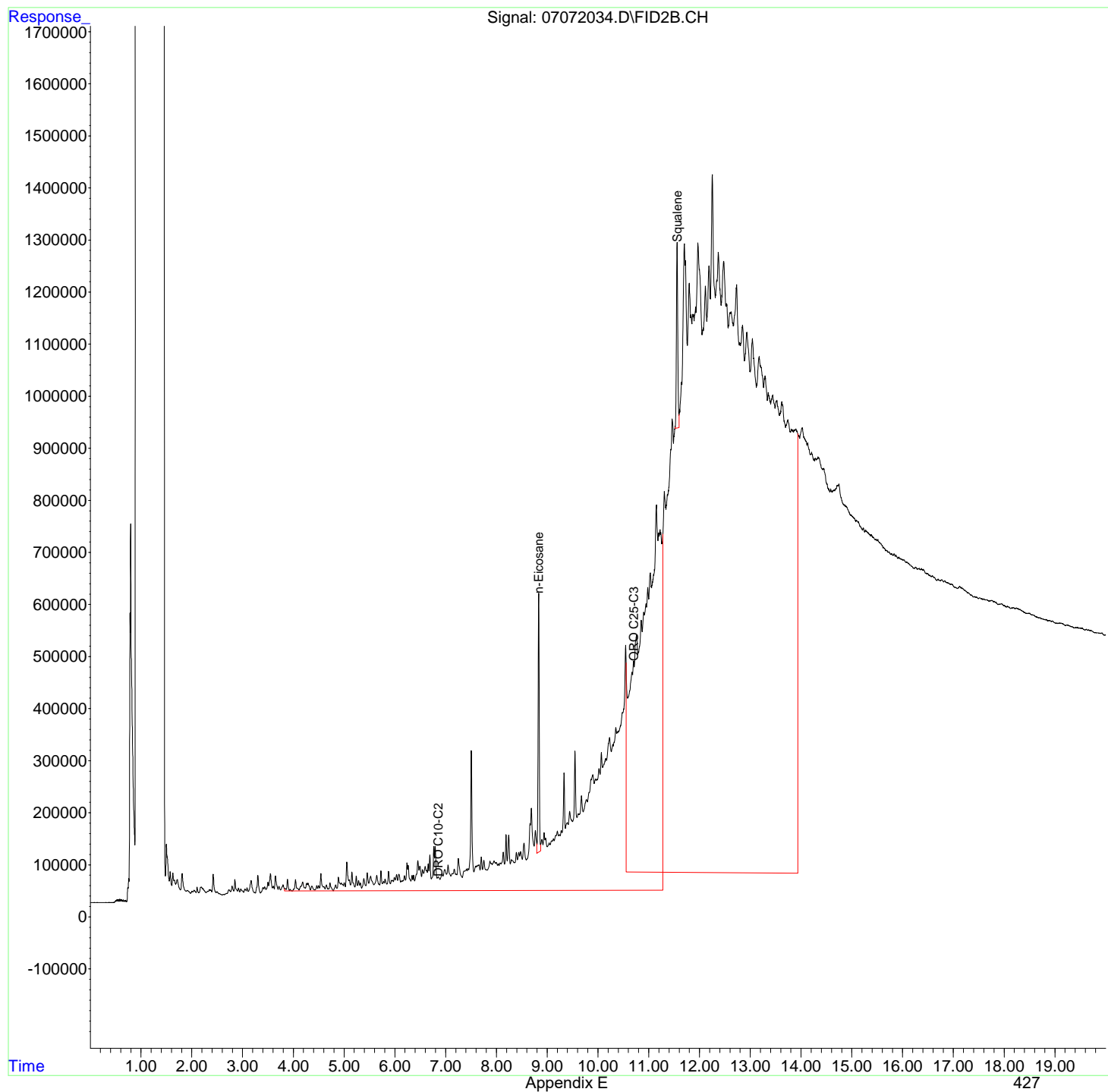
(f)=RT Delta > 1/2 Window

(m)=manual int.

Data Path : R:\2\DATA\070720\  
Data File : 07072034.D  
Signal(s) : FID2B.CH  
Acq On : 08 Jul 2020 2:56 am  
Operator : GCSVOC-Dhiren  
Sample : 2006454-016A  
Misc :  
ALS Vial : 31 Sample Multiplier: 1

Integration File: EVENTS.E  
Quant Time: Jul 08 09:53:03 2020  
Quant Method : Z:\HPCHEM\2\METHODS\022820DRO-ORO.M  
Quant Title : DRO-ORO 09-09-15 DRO/ORO  
QLast Update : Wed Jul 08 08:47:32 2020  
Response via : Initial Calibration  
Integrator: ChemStation 6890 Scale Mode: Large solvent peaks clipped

Volume Inj. :  
Signal Phase :  
Signal Info :



Data Path : R:\2\DATA\070720\  
 Data File : 07072035.D  
 Signal(s) : FID2B.CH  
 Acq On : 08 Jul 2020 3:24 am  
 Operator : GCSVOC-Dhiren  
 Sample : CCB-070720-2  
 Misc :  
 ALS Vial : 2 Sample Multiplier: 1

Integration File: EVENTS.E  
 Quant Time: Jul 08 08:21:58 2020  
 Quant Method : Z:\HPCHEM\2\METHODS\022820DRO-ORO.M  
 Quant Title : DRO-ORO 09-09-15 DRO/ORO  
 QLast Update : Fri Feb 28 16:32:12 2020  
 Response via : Initial Calibration  
 Integrator: ChemStation 6890 Scale Mode: Large solvent peaks clipped

Volume Inj. :  
 Signal Phase :  
 Signal Info :

Compound	R.T.	Response	Conc	Units
-----				
System Monitoring Compounds				
4) S n-Eicosane	8.831	33094336	17.222	ug/mLm
8) S1 Squalene	11.556	24444537	14.712	ug/mLm
Target Compounds				
1) H DRO C10-C20	0.000	0	N.D.	ug/mL
2) H DRO C10-C25	0.000	0	N.D.	ug/mL
3) H DRO C10-C28	0.000	0	N.D.	ug/mL
5) H1 ORO C20-C34	0.000	0	N.D.	ug/mL
6) H1 ORO C25-C36	0.000	0	N.D.	ug/mL
7) H1 DRO C10-C36	0.000	0	N.D.	ug/mL
-----				

(f)=RT Delta > 1/2 Window

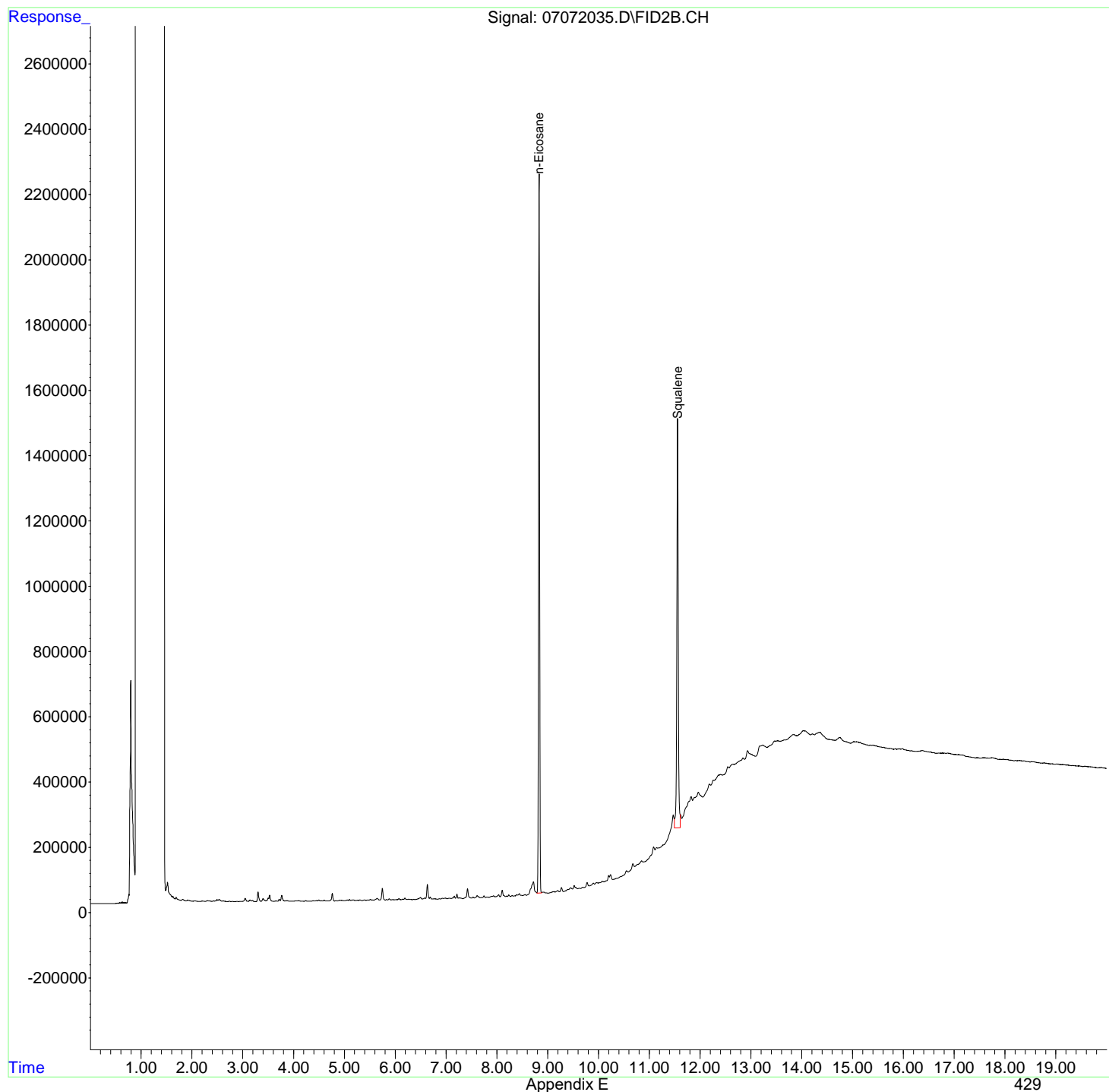
(m)=manual int.



Data Path : R:\2\DATA\070720\  
Data File : 07072035.D  
Signal(s) : FID2B.CH  
Acq On : 08 Jul 2020 3:24 am  
Operator : GCSVOC-Dhiren  
Sample : CCB-070720-2  
Misc :  
ALS Vial : 2 Sample Multiplier: 1

Integration File: EVENTS.E  
Quant Time: Jul 08 08:21:58 2020  
Quant Method : Z:\HPCHEM\2\METHODS\022820DRO-ORO.M  
Quant Title : DRO-ORO 09-09-15 DRO/ORO  
QLast Update : Fri Feb 28 16:32:12 2020  
Response via : Initial Calibration  
Integrator: ChemStation 6890 Scale Mode: Large solvent peaks clipped

Volume Inj. :  
Signal Phase :  
Signal Info :



Data Path : R:\2\DATA\070720\  
 Data File : 07072036.D  
 Signal(s) : FID2B.CH  
 Acq On : 08 Jul 2020 3:52 am  
 Operator : GCSVOC-Dhiren  
 Sample : CCV-DRO-070720-2  
 Misc :  
 ALS Vial : 4 Sample Multiplier: 1

Integration File: EVENTS.E  
 Quant Time: Jul 08 08:21:08 2020  
 Quant Method : Z:\HPCHEM\2\METHODS\022820DRO-ORO.M  
 Quant Title : DRO-ORO 09-09-15 DRO/ORO  
 QLast Update : Fri Feb 28 16:32:12 2020  
 Response via : Initial Calibration  
 Integrator: ChemStation 6890 Scale Mode: Large solvent peaks clipped

Volume Inj. :  
 Signal Phase :  
 Signal Info :

Min. RRF : 0.000 Min. Rel. Area : 50% Max. R.T. Dev 0.50min  
 Max. RRF Dev : 15% Max. Rel. Area : 150%

	Compound	Amount	Calc.	%Dev	Area%	Dev (Min)
1 H	DRO C10-C20	1000.000	1182.681	-18.3#	0	0.00
2 H	DRO C10-C25	1000.000	1133.856	-13.4	0	0.00
3 H	DRO C10-C28	1000.000	1149.923	-15.0	0	0.00
5 H1	ORO C20-C34	1000.000	-90.449	109.0#	0	-9.23#
6 H1	ORO C25-C36	1000.000	-100.563	110.1#	0	-10.70#
7 H1	DRO C10-C36	1000.000	1321.607	-32.2#	0	0.00
8 S1	Squalene	20.000	20.151	-0.8	0	0.00

Evaluate Continuing Calibration Report - Not Found

4 S	n-Eicosane	10.000	0.000	100.0#	0	-8.83#
-----	------------	--------	-------	--------	---	--------

(#) = Out of Range

SPCC's out = 0 CCC's out = 0

Data Path : R:\2\DATA\070720\  
 Data File : 07072036.D  
 Signal(s) : FID2B.CH  
 Acq On : 08 Jul 2020 3:52 am  
 Operator : GCSVOC-Dhiren  
 Sample : CCV-DRO-070720-2  
 Misc :  
 ALS Vial : 4 Sample Multiplier: 1

Integration File: EVENTS.E  
 Quant Time: Jul 08 08:21:08 2020  
 Quant Method : Z:\HPCHEM\2\METHODS\022820DRO-ORO.M  
 Quant Title : DRO-ORO 09-09-15 DRO/ORO  
 QLast Update : Fri Feb 28 16:32:12 2020  
 Response via : Initial Calibration  
 Integrator: ChemStation 6890 Scale Mode: Large solvent peaks clipped

Volume Inj. :  
 Signal Phase :  
 Signal Info :

Compound	R.T.	Response	Conc	Units
-----				
System Monitoring Compounds				
4) S n-Eicosane	0.000	0	N.D.	ug/mL
8) S1 Squalene	11.555	33038660	20.151	ug/mLm
Target Compounds				
1) H DRO C10-C20	5.050	1785025580	1182.681	ug/mLm
2) H DRO C10-C25	5.150	1991531591	1133.856	ug/mLm
3) H DRO C10-C28	6.850	2074751665	1149.923	ug/mLm
5) H1 ORO C20-C34	0.000	0	N.D.	ug/mL
6) H1 ORO C25-C36	0.000	0	N.D.	ug/mL
7) H1 DRO C10-C36	8.400	2481925507	1321.607	ug/mLm
-----				

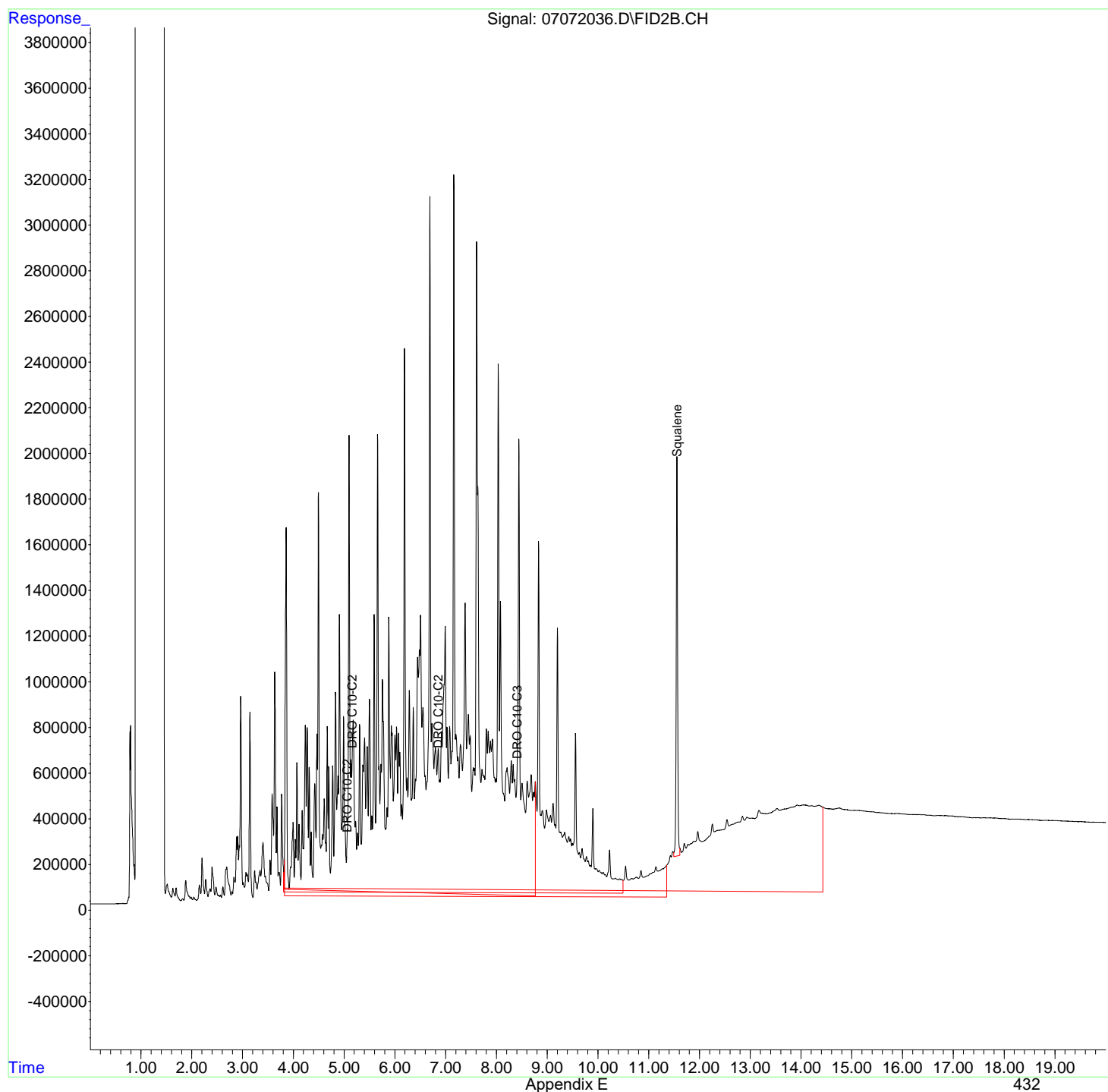
(f)=RT Delta > 1/2 Window

(m)=manual int.

Data Path : R:\2\DATA\070720\  
Data File : 07072036.D  
Signal(s) : FID2B.CH  
Acq On : 08 Jul 2020 3:52 am  
Operator : GCSVOC-Dhiren  
Sample : CCV-DRO-070720-2  
Misc :  
ALS Vial : 4 Sample Multiplier: 1

Integration File: EVENTS.E  
Quant Time: Jul 08 08:21:08 2020  
Quant Method : Z:\HPCHEM\2\METHODS\022820DRO-ORO.M  
Quant Title : DRO-ORO 09-09-15 DRO/ORO  
QLast Update : Fri Feb 28 16:32:12 2020  
Response via : Initial Calibration  
Integrator: ChemStation 6890 Scale Mode: Large solvent peaks clipped

Volume Inj. :  
Signal Phase :  
Signal Info :



Data Path : R:\2\DATA\070720\  
Data File : 07072037.D  
Signal(s) : FID2B.CH  
Acq On : 08 Jul 2020 4:19 am  
Operator : GCSVOC-Dhiren  
Sample : CCV-ORO-070720-2  
Misc :  
ALS Vial : 6 Sample Multiplier: 1

Integration File: EVENTS.E  
Quant Time: Jul 08 08:19:31 2020  
Quant Method : Z:\HPCHEM\2\METHODS\022820DRO-ORO.M  
Quant Title : DRO-ORO 09-09-15 DRO/ORO  
QLast Update : Fri Feb 28 16:32:12 2020  
Response via : Initial Calibration  
Integrator: ChemStation 6890 Scale Mode: Large solvent peaks clipped

Volume Inj. :  
Signal Phase :  
Signal Info :

Min. RRF : 0.000 Min. Rel. Area : 50% Max. R.T. Dev 0.50min  
Max. RRF Dev : 15% Max. Rel. Area : 150%

	Compound	Amount	Calc.	%Dev	Area%	Dev (Min)
1 H	DRO C10-C20	1000.000	-16.131	101.6#	0	-5.05#
2 H	DRO C10-C25	1000.000	-12.047	101.2#	0	-5.15#
3 H	DRO C10-C28	1000.000	-18.741	101.9#	0	-6.85#
4 S	n-Eicosane	10.000	11.934	-19.3#	0	0.00
5 H1	ORO C20-C34	1000.000	949.679	5.0	0	0.00
6 H1	ORO C25-C36	1000.000	875.267	12.5	0	0.00
7 H1	DRO C10-C36	1000.000	-110.578	111.1#	0	-8.40#

Evaluate Continuing Calibration Report - Not Found

8 S1	Squalene	20.000	0.000	100.0#	0	-11.56#
------	----------	--------	-------	--------	---	---------

(#) = Out of Range

SPCC's out = 0 CCC's out = 0

Data Path : R:\2\DATA\070720\  
 Data File : 07072037.D  
 Signal(s) : FID2B.CH  
 Acq On : 08 Jul 2020 4:19 am  
 Operator : GCSVOC-Dhiren  
 Sample : CCV-ORO-070720-2  
 Misc :  
 ALS Vial : 6 Sample Multiplier: 1

Integration File: EVENTS.E  
 Quant Time: Jul 08 08:19:31 2020  
 Quant Method : Z:\HPCHEM\2\METHODS\022820DRO-ORO.M  
 Quant Title : DRO-ORO 09-09-15 DRO/ORO  
 QLast Update : Fri Feb 28 16:32:12 2020  
 Response via : Initial Calibration  
 Integrator: ChemStation 6890 Scale Mode: Large solvent peaks clipped

Volume Inj. :  
 Signal Phase :  
 Signal Info :

Compound	R.T.	Response	Conc Units
-----			
System Monitoring Compounds			
4) S n-Eicosane	8.830	23277840	11.934 ug/mLm
8) S1 Squalene	0.000	0	N.D. ug/mL
Target Compounds			
1) H DRO C10-C20	0.000	0	N.D. ug/mL
2) H DRO C10-C25	0.000	0	N.D. ug/mL
3) H DRO C10-C28	0.000	0	N.D. ug/mL
5) H1 ORO C20-C34	9.230	1118691616	949.679 ug/mLm
6) H1 ORO C25-C36	10.700	1247596839	875.267 ug/mLm
7) H1 DRO C10-C36	0.000	0	N.D. ug/mL
-----			

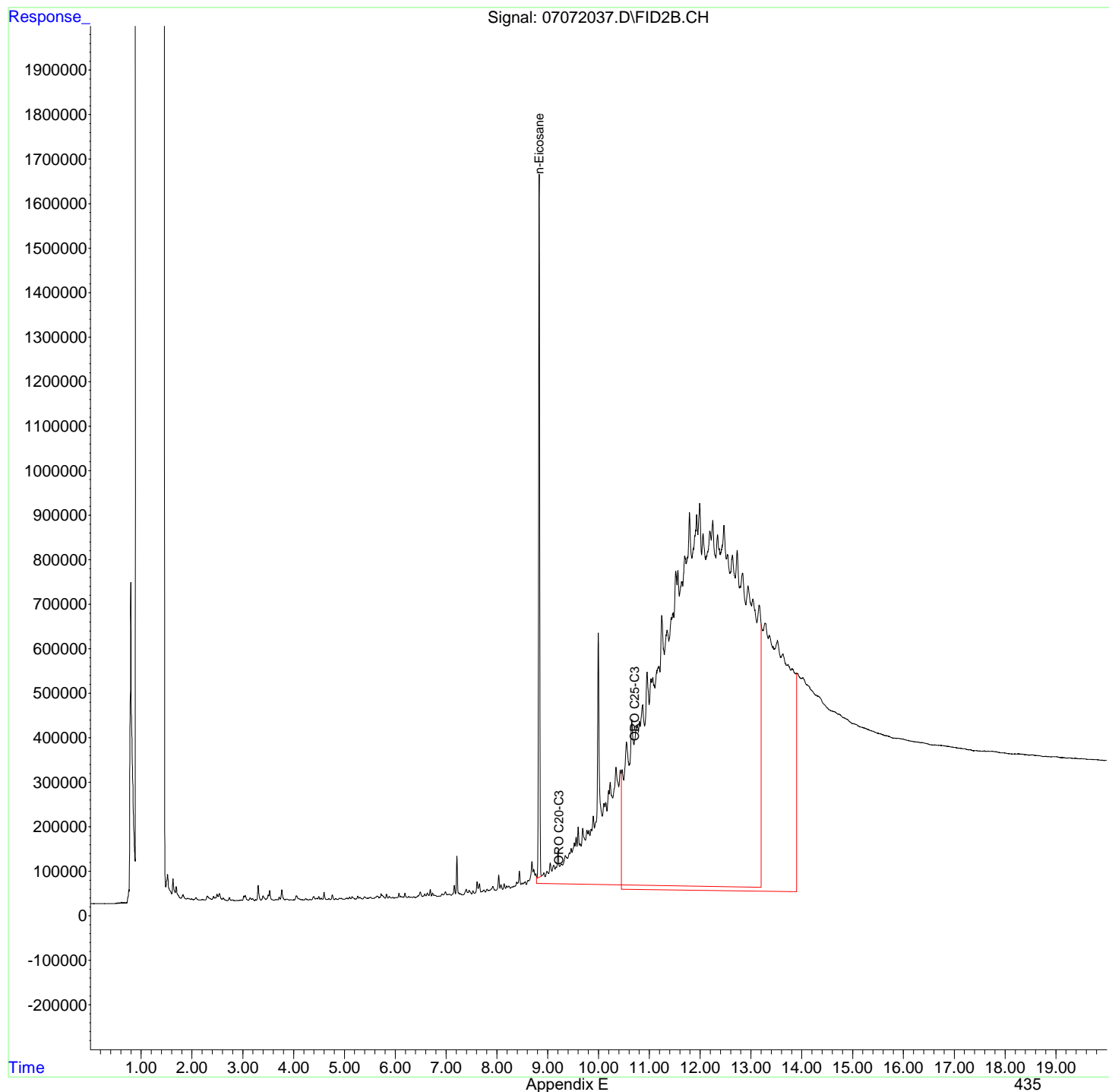
(f)=RT Delta > 1/2 Window

(m)=manual int.

Data Path : R:\2\DATA\070720\  
Data File : 07072037.D  
Signal(s) : FID2B.CH  
Acq On : 08 Jul 2020 4:19 am  
Operator : GCSVOC-Dhiren  
Sample : CCV-ORO-070720-2  
Misc :  
ALS Vial : 6 Sample Multiplier: 1

Integration File: EVENTS.E  
Quant Time: Jul 08 08:19:31 2020  
Quant Method : Z:\HPCHEM\2\METHODS\022820DRO-ORO.M  
Quant Title : DRO-ORO 09-09-15 DRO/ORO  
QLast Update : Fri Feb 28 16:32:12 2020  
Response via : Initial Calibration  
Integrator: ChemStation 6890 Scale Mode: Large solvent peaks clipped

Volume Inj. :  
Signal Phase :  
Signal Info :



Data Directory: R:\2\DATA\070920\

SampleName	MiscInfo	Vial	Multiplier	Injection Time
1) 0709200A.D PRIME		100	1.000	09 Jul 2020 8:40 am
2) 0709001B.D PRIME		100	1.000	09 Jul 2020 9:07 am
3) 0709002C.D PRIME		100	1.000	09 Jul 2020 9:35 am
4) 0709003D.D PRIME		100	1.000	09 Jul 2020 10:02 am
5) 07092001.D RTX-070920		1	1.000	09 Jul 2020 10:30 am
6) 07092002.D CCB-070920		2	1.000	09 Jul 2020 10:58 am
7) 07092003.D CRQL-DRO-070920		3	1.000	09 Jul 2020 11:26 am
8) 07092004.D CCV-DRO-070920		4	1.000	09 Jul 2020 11:54 am
9) 07092005.D MB-51991		5	1.000	09 Jul 2020 12:22 pm
10) 07092006.D LCS-51991		6	1.000	09 Jul 2020 12:49 pm
11) 07092007.D LCSD-51991		7	1.000	09 Jul 2020 1:18 pm
12) 07092008.D 2006454-021A		8	1.000	09 Jul 2020 1:45 pm
13) 07092009.D 2006454-022A		9	1.000	09 Jul 2020 2:13 pm
14) 07092010.D 2006454-023A		10	1.000	09 Jul 2020 2:42 pm
15) 07092011.D 2006454-024A		11	1.000	09 Jul 2020 4:28 pm
16) 07092013.D 2006454-025A		12	1.000	09 Jul 2020 4:56 pm
17) 07092014.D 2006454-026A		13	1.000	09 Jul 2020 5:24 pm
18) 07092015.D 2006454-027A		14	1.000	09 Jul 2020 5:52 pm
19) 07092016.D 2006454-027AMS		15	1.000	09 Jul 2020 6:20 pm
20) 07092017.D 2006454-027AMSD		16	1.000	09 Jul 2020 6:48 pm
21) 07092018.D 2006479-001A		17	1.000	09 Jul 2020 7:16 pm



22) 07092019.D 2006479-002A	18	1.000	09 Jul 2020	7:44 pm
-----				
23) 07092020.D 2006479-003A	19	1.000	09 Jul 2020	8:12 pm
-----				
24) 07092021.D CCCB-070920-1	2	1.000	09 Jul 2020	8:39 pm
-----				
25) 07092022.D CCCV-DRO-070920-1	4	1.000	09 Jul 2020	9:07 pm
-----				
26) 07092023.D 2006479-004A	20	1.000	09 Jul 2020	9:35 pm
-----				
27) 07092024.D 2006479-005A	21	1.000	09 Jul 2020	10:03 pm
-----				
28) 07092025.D 2006479-006A	22	1.000	09 Jul 2020	10:30 pm
-----				
29) 07092026.D 2006479-007A	23	1.000	09 Jul 2020	10:58 pm
-----				
30) 07092027.D 2006481-001A	24	1.000	09 Jul 2020	11:26 pm
-----				
31) 07092028.D 2006481-002A	25	1.000	09 Jul 2020	11:53 pm
-----				
32) 07092029.D 2006481-003A	26	1.000	10 Jul 2020	12:21 am
-----				
33) 07092030.D 2006481-004A	27	1.000	10 Jul 2020	12:48 am
-----				
34) 07092031.D 2006481-005A	28	1.000	10 Jul 2020	1:16 am
-----				
35) 07092032.D 2006481-006A	29	1.000	10 Jul 2020	1:43 am
-----				
36) 07092033.D CCCB-070920-2	2	1.000	10 Jul 2020	2:11 am
-----				
37) 07092034.D CCCV-DRO-070920-2	4	1.000	10 Jul 2020	2:38 am
-----				

Data Path : R:\2\DATA\070920\  
 Data File : 07092001.D  
 Signal(s) : FID2B.CH  
 Acq On : 09 Jul 2020 10:30 am  
 Operator : GCSVOC-Dhiren  
 Sample : RTX-070920  
 Misc :  
 ALS Vial : 1 Sample Multiplier: 1

Integration File: EVENTS.E  
 Quant Time: Jul 09 11:26:51 2020  
 Quant Method : Z:\HPCHEM\2\METHODS\C10-40.M  
 Quant Title : Rentention Time C8-40  
 QLast Update : Wed Dec 18 10:37:38 2019  
 Response via : Initial Calibration  
 Integrator: ChemStation 6890 Scale Mode: Large solvent peaks clipped

Volume Inj. :  
 Signal Phase :  
 Signal Info :

	Compound	R.T.	Response	Conc Units
-----				
Target	Compounds			
1)	C8	2.390	363964015	4.446 ug/mL
2)	C10	3.835	399437056	337.087 ug/mL
3)	C12	5.090	395939128	343.749 ug/mL
4)	C14	6.184	393899394	347.257 ug/mL
5)	C16	7.156	390780946	351.622 ug/mL
6)	C18	8.031	389492675	352.918 ug/mL
7)	C20	8.826	378201041	341.801 ug/mL
8)	C22	9.555	367539386	325.825 ug/mL
9)	C24	10.224	357154391	308.334 ug/mL
10)	C25	10.540	364030530	349.948 ug/mL
11)	C26	10.845	354590053	296.582 ug/mL
12)	C28	11.422	363337818	292.702 ug/mL
13)	C30	11.965	382135447	307.692 ug/mL
14)	C32	12.539	393904882	331.112 ug/mL
15)	C34	13.171	408962761	369.803 ug/mL
16)	C36	13.919	404736837	439.092 ug/mL
17)	C38	14.892	384532897	546.267 ug/mL
18)	C40	16.280f	395996756	771.188 ug/mL
-----				

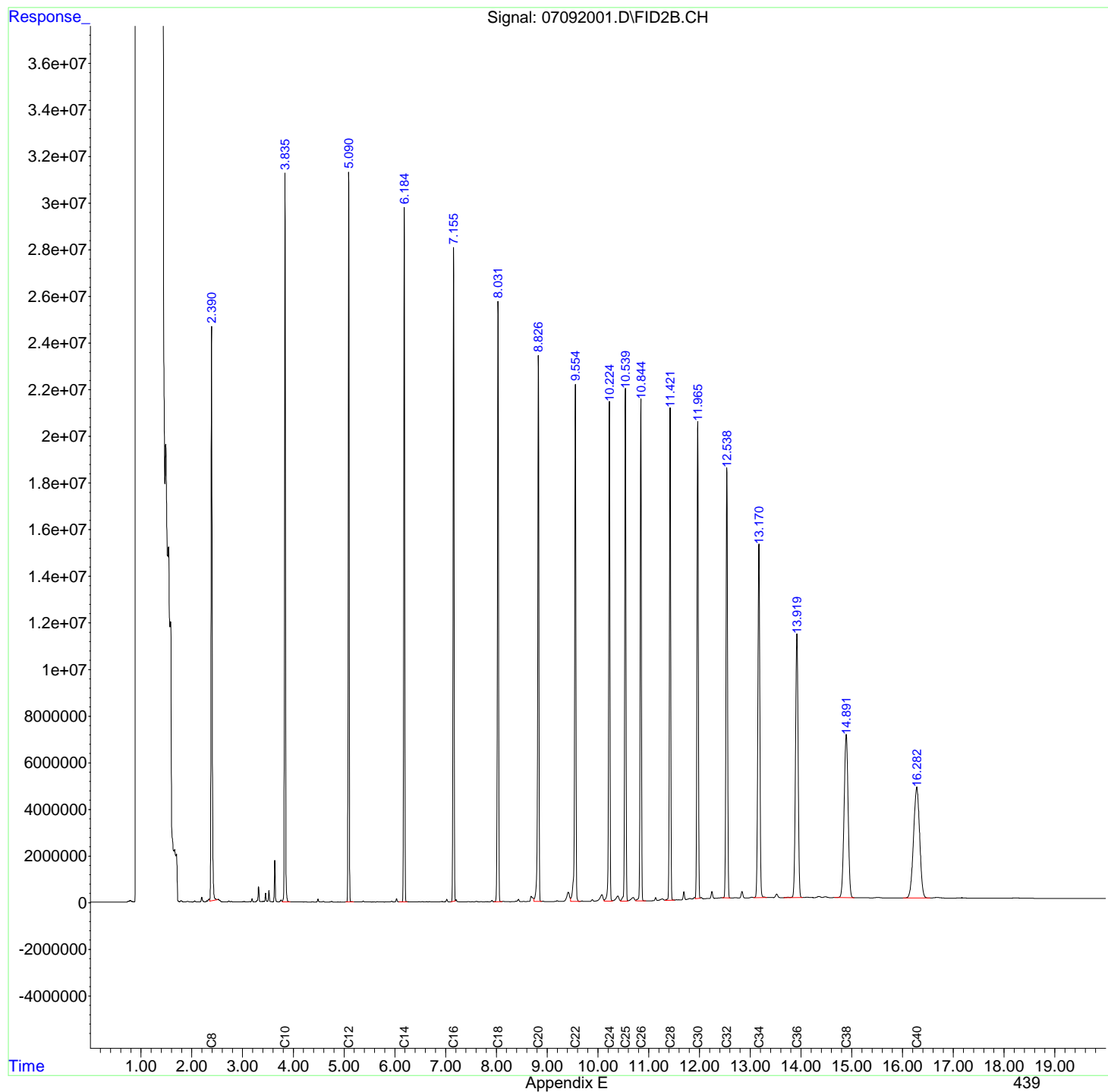
(f)=RT Delta > 1/2 Window

(m)=manual int.

Data Path : R:\2\DATA\070920\  
Data File : 07092001.D  
Signal(s) : FID2B.CH  
Acq On : 09 Jul 2020 10:30 am  
Operator : GCSVOC-Dhiren  
Sample : RTX-070920  
Misc :  
ALS Vial : 1 Sample Multiplier: 1

Integration File: EVENTS.E  
Quant Time: Jul 09 11:26:51 2020  
Quant Method : Z:\HPCHEM\2\METHODS\C10-40.M  
Quant Title : Rentention Time C8-40  
QLast Update : Wed Dec 18 10:37:38 2019  
Response via : Initial Calibration  
Integrator: ChemStation 6890 Scale Mode: Large solvent peaks clipped

Volume Inj. :  
Signal Phase :  
Signal Info :



Data Path : R:\2\DATA\070920\  
 Data File : 07092002.D  
 Signal(s) : FID2B.CH  
 Acq On : 09 Jul 2020 10:58 am  
 Operator : GCSVOC-Dhiren  
 Sample : CCB-070920  
 Misc :  
 ALS Vial : 2 Sample Multiplier: 1

Integration File: EVENTS.E  
 Quant Time: Jul 09 11:29:07 2020  
 Quant Method : Z:\HPCHEM\2\METHODS\022820DRO-ORO.M  
 Quant Title : DRO-ORO 09-09-15 DRO/ORO  
 QLast Update : Fri Feb 28 16:32:12 2020  
 Response via : Initial Calibration  
 Integrator: ChemStation 6890 Scale Mode: Large solvent peaks clipped

Volume Inj. :  
 Signal Phase :  
 Signal Info :

Compound	R.T.	Response	Conc	Units
-----				
System Monitoring Compounds				
4) S n-Eicosane	8.825	31182000	16.192	ug/mLm
8) S1 Squalene	11.549	25863177	15.610	ug/mLm
Target Compounds				
1) H DRO C10-C20	0.000	0	N.D.	ug/mL
2) H DRO C10-C25	0.000	0	N.D.	ug/mL
3) H DRO C10-C28	0.000	0	N.D.	ug/mL
5) H1 ORO C20-C34	0.000	0	N.D.	ug/mL
6) H1 ORO C25-C36	0.000	0	N.D.	ug/mL
7) H1 DRO C10-C36	0.000	0	N.D.	ug/mL
-----				

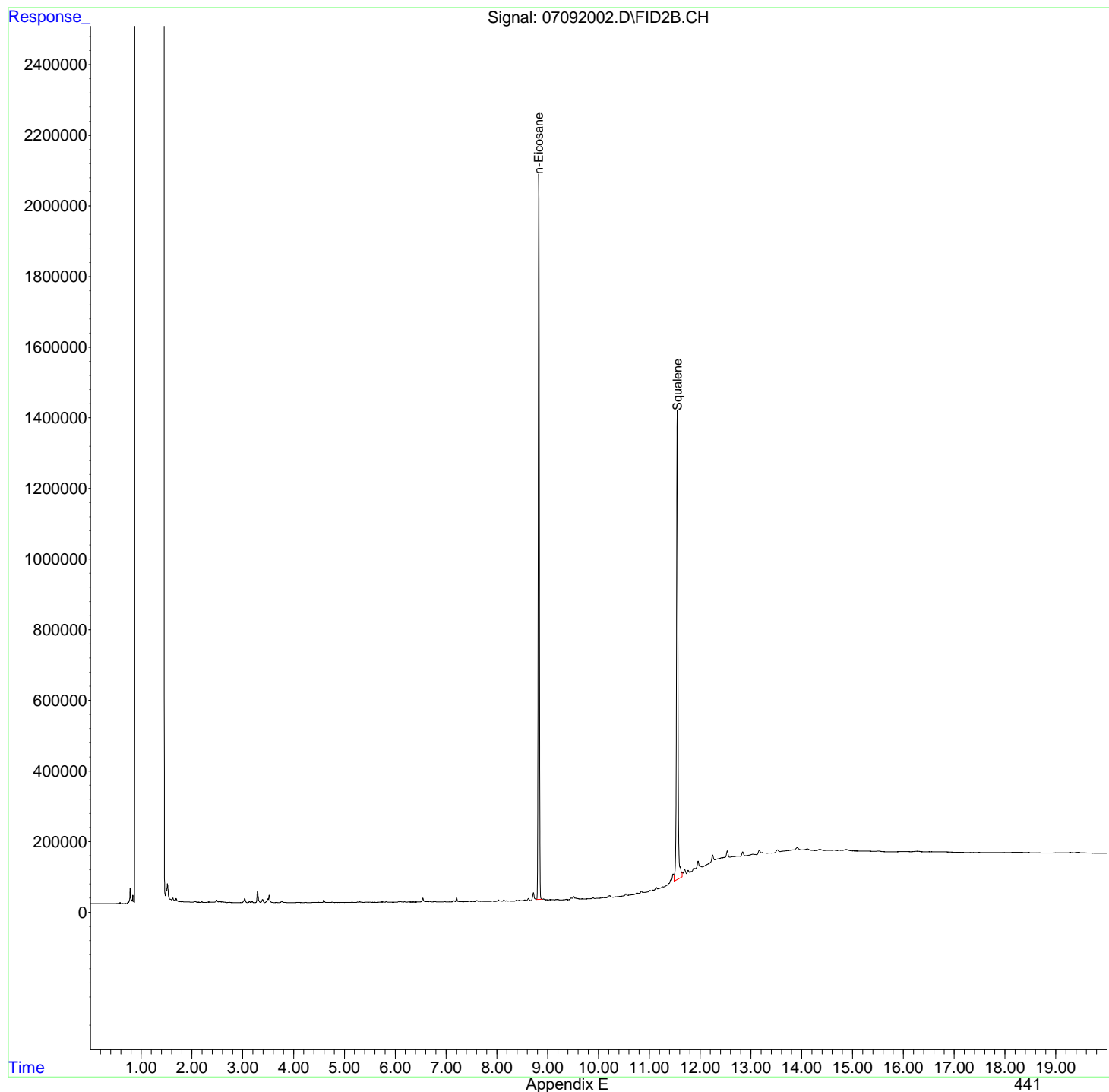
(f)=RT Delta > 1/2 Window

(m)=manual int.

Data Path : R:\2\DATA\070920\  
Data File : 07092002.D  
Signal(s) : FID2B.CH  
Acq On : 09 Jul 2020 10:58 am  
Operator : GCSVOC-Dhiren  
Sample : CCB-070920  
Misc :  
ALS Vial : 2 Sample Multiplier: 1

Integration File: EVENTS.E  
Quant Time: Jul 09 11:29:07 2020  
Quant Method : Z:\HPCHEM\2\METHODS\022820DRO-ORO.M  
Quant Title : DRO-ORO 09-09-15 DRO/ORO  
QLast Update : Fri Feb 28 16:32:12 2020  
Response via : Initial Calibration  
Integrator: ChemStation 6890 Scale Mode: Large solvent peaks clipped

Volume Inj. :  
Signal Phase :  
Signal Info :



Data Path : R:\2\DATA\070920\  
 Data File : 07092003.D  
 Signal(s) : FID2B.CH  
 Acq On : 09 Jul 2020 11:26 am  
 Operator : GCSVOC-Dhiren  
 Sample : CRQL-DRO-070920  
 Misc :  
 ALS Vial : 3 Sample Multiplier: 1

Integration File: EVENTS.E  
 Quant Time: Jul 09 12:01:08 2020  
 Quant Method : Z:\HPCHEM\2\METHODS\022820DRO-ORO.M  
 Quant Title : DRO-ORO 09-09-15 DRO/ORO  
 QLast Update : Fri Feb 28 16:32:12 2020  
 Response via : Initial Calibration  
 Integrator: ChemStation 6890 Scale Mode: Large solvent peaks clipped

Volume Inj. :  
 Signal Phase :  
 Signal Info :

Compound	R.T.	Response	Conc Units
-----			
System Monitoring Compounds			
4) S n-Eicosane	0.000	0	N.D. ug/mL
8) S1 Squalene	11.551	4422878	2.043 ug/mLm
Target Compounds			
1) H DRO C10-C20	5.050	99188499	50.308 ug/mLm
2) H DRO C10-C25	5.150	120730175	57.270 ug/mLm
3) H DRO C10-C28	6.850	139367602	59.617 ug/mLm
5) H1 ORO C20-C34	0.000	0	N.D. ug/mL
6) H1 ORO C25-C36	0.000	0	N.D. ug/mL
7) H1 DRO C10-C36	0.000	0	N.D. ug/mL
-----			

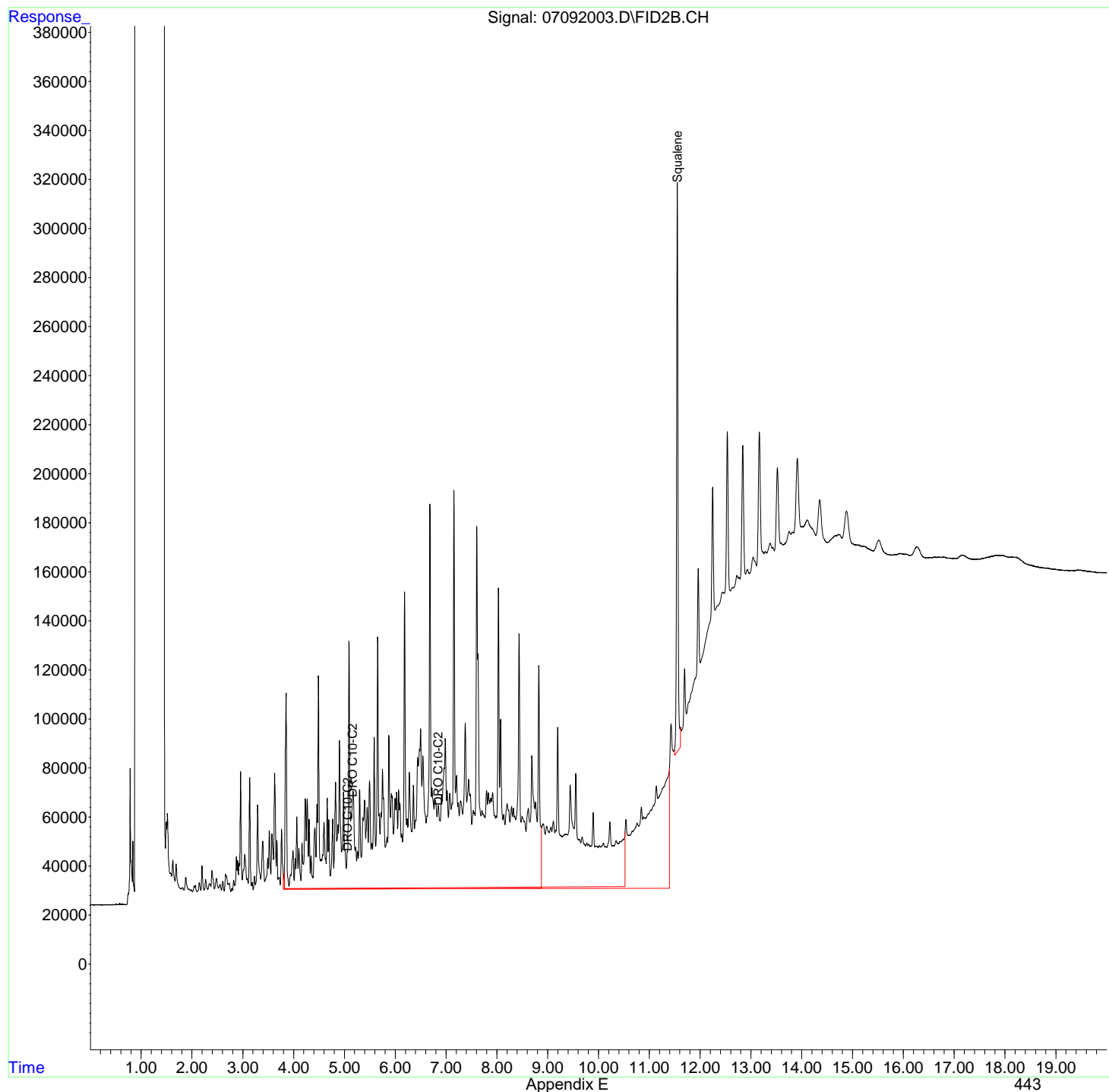
(f)=RT Delta > 1/2 Window

(m)=manual int.

Data Path : R:\2\DATA\070920\  
Data File : 07092003.D  
Signal(s) : FID2B.CH  
Acq On : 09 Jul 2020 11:26 am  
Operator : GCSVOC-Dhiren  
Sample : CRQL-DRO-070920  
Misc :  
ALS Vial : 3 Sample Multiplier: 1

Integration File: EVENTS.E  
Quant Time: Jul 09 12:01:08 2020  
Quant Method : Z:\HPCHEM\2\METHODS\022820DRO-ORO.M  
Quant Title : DRO-ORO 09-09-15 DRO/ORO  
QLast Update : Fri Feb 28 16:32:12 2020  
Response via : Initial Calibration  
Integrator: ChemStation 6890 Scale Mode: Large solvent peaks clipped

Volume Inj. :  
Signal Phase :  
Signal Info :



Data Path : R:\2\DATA\070920\  
Data File : 07092004.D  
Signal(s) : FID2B.CH  
Acq On : 09 Jul 2020 11:54 am  
Operator : GCSVOC-Dhiren  
Sample : CCV-DRO-070920  
Misc :  
ALS Vial : 4 Sample Multiplier: 1

Integration File: EVENTS.E  
Quant Time: Jul 10 11:31:21 2020  
Quant Method : Z:\HPCHEM\2\METHODS\022820DRO-ORO.M  
Quant Title : DRO-ORO 09-09-15 DRO/ORO  
QLast Update : Fri Feb 28 16:32:12 2020  
Response via : Initial Calibration  
Integrator: ChemStation 6890 Scale Mode: Large solvent peaks clipped

Volume Inj. :  
Signal Phase :  
Signal Info :

Min. RRF : 0.000 Min. Rel. Area : 50% Max. R.T. Dev 0.50min  
Max. RRF Dev : 15% Max. Rel. Area : 150%

	Compound	Amount	Calc.	%Dev	Area%	Dev (Min)
1 H	DRO C10-C20	1000.000	1146.918	-14.7	0	0.00
2 H	DRO C10-C25	1000.000	1073.671	-7.4	0	0.00
3 H	DRO C10-C28	1000.000	1071.596	-7.2	0	0.00
5 H1	ORO C20-C34	1000.000	-91.063	109.1#	0	-9.23#
6 H1	ORO C25-C36	1000.000	-101.079	110.1#	0	-10.70#
7 H1	DRO C10-C36	1000.000	1125.922	-12.6	0	0.00
8 S1	Squalene	20.000	20.983	-4.9	0	0.00

Evaluate Continuing Calibration Report - Not Found

4 S	n-Eicosane	10.000	0.000	100.0#	0	-8.83#
-----	------------	--------	-------	--------	---	--------

(#) = Out of Range

SPCC's out = 0 CCC's out = 0



Data Path : R:\2\DATA\070920\  
 Data File : 07092004.D  
 Signal(s) : FID2B.CH  
 Acq On : 09 Jul 2020 11:54 am  
 Operator : GCSVOC-Dhiren  
 Sample : CCV-DRO-070920  
 Misc :  
 ALS Vial : 4 Sample Multiplier: 1

Integration File: EVENTS.E  
 Quant Time: Jul 10 11:31:21 2020  
 Quant Method : Z:\HPCHEM\2\METHODS\022820DRO-ORO.M  
 Quant Title : DRO-ORO 09-09-15 DRO/ORO  
 QLast Update : Fri Feb 28 16:32:12 2020  
 Response via : Initial Calibration  
 Integrator: ChemStation 6890 Scale Mode: Large solvent peaks clipped

Volume Inj. :  
 Signal Phase :  
 Signal Info :

Compound	R.T.	Response	Conc	Units
-----				
System Monitoring Compounds				
4) S n-Eicosane	0.000	0	N.D.	ug/mL
8) S1 Squalene	11.551	34353703	20.983	ug/mLm
Target Compounds				
1) H DRO C10-C20	5.050	1731782177	1146.918	ug/mLm
2) H DRO C10-C25	5.150	1886947264	1073.671	ug/mLm
3) H DRO C10-C28	6.850	1935714175	1071.596	ug/mLm
5) H1 ORO C20-C34	0.000	0	N.D.	ug/mL
6) H1 ORO C25-C36	0.000	0	N.D.	ug/mL
7) H1 DRO C10-C36	8.400	2143043035	1125.922	ug/mLm
-----				

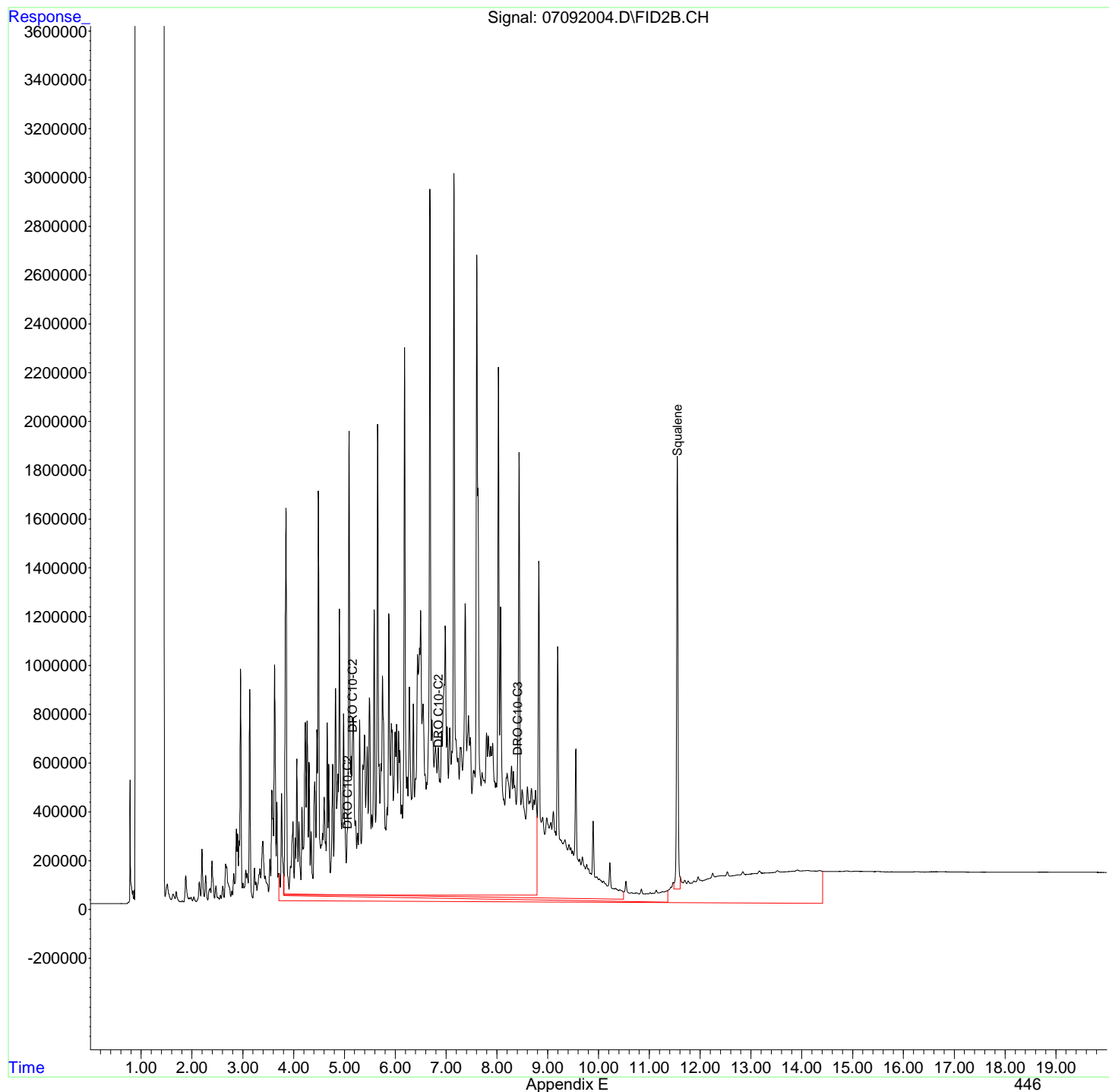
(f)=RT Delta > 1/2 Window

(m)=manual int.

Data Path : R:\2\DATA\070920\  
Data File : 07092004.D  
Signal(s) : FID2B.CH  
Acq On : 09 Jul 2020 11:54 am  
Operator : GCSVOC-Dhiren  
Sample : CCV-DRO-070920  
Misc :  
ALS Vial : 4 Sample Multiplier: 1

Integration File: EVENTS.E  
Quant Time: Jul 10 11:31:21 2020  
Quant Method : Z:\HPCHEM\2\METHODS\022820DRO-ORO.M  
Quant Title : DRO-ORO 09-09-15 DRO/ORO  
QLast Update : Fri Feb 28 16:32:12 2020  
Response via : Initial Calibration  
Integrator: ChemStation 6890 Scale Mode: Large solvent peaks clipped

Volume Inj. :  
Signal Phase :  
Signal Info :



Data Path : R:\2\DATA\070920\  
 Data File : 07092005.D  
 Signal(s) : FID2B.CH  
 Acq On : 09 Jul 2020 12:22 pm  
 Operator : GCSVOC-Dhiren  
 Sample : MB-51991  
 Misc :  
 ALS Vial : 5 Sample Multiplier: 1

Integration File: EVENTS.E  
 Quant Time: Jul 09 12:57:12 2020  
 Quant Method : Z:\HPCHEM\2\METHODS\022820DRO-ORO.M  
 Quant Title : DRO-ORO 09-09-15 DRO/ORO  
 QLast Update : Fri Feb 28 16:32:12 2020  
 Response via : Initial Calibration  
 Integrator: ChemStation 6890 Scale Mode: Large solvent peaks clipped

Volume Inj. :  
 Signal Phase :  
 Signal Info :

Compound	R.T.	Response	Conc	Units
-----				
System Monitoring Compounds				
4) S n-Eicosane	8.825	33907922	17.660	ug/mLm
8) S1 Squalene	11.551	29643855	18.002	ug/mL
Target Compounds				
1) H DRO C10-C20	0.000	0	N.D.	ug/mL
2) H DRO C10-C25	0.000	0	N.D.	ug/mL
3) H DRO C10-C28	0.000	0	N.D.	ug/mL
5) H1 ORO C20-C34	0.000	0	N.D.	ug/mL
6) H1 ORO C25-C36	0.000	0	N.D.	ug/mL
7) H1 DRO C10-C36	0.000	0	N.D.	ug/mL
-----				

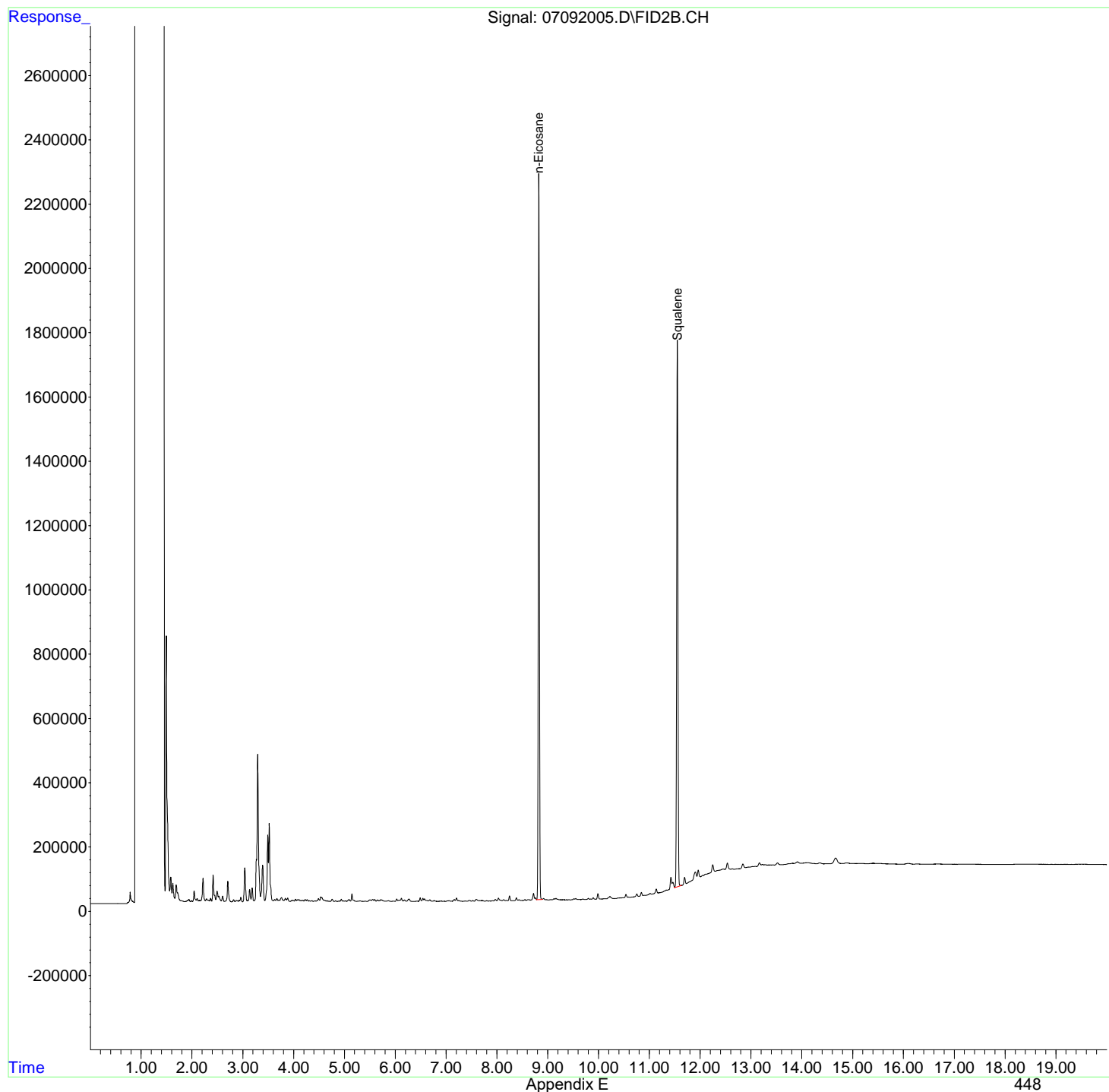
(f)=RT Delta > 1/2 Window

(m)=manual int.

Data Path : R:\2\DATA\070920\  
Data File : 07092005.D  
Signal(s) : FID2B.CH  
Acq On : 09 Jul 2020 12:22 pm  
Operator : GCSVOC-Dhiren  
Sample : MB-51991  
Misc :  
ALS Vial : 5 Sample Multiplier: 1

Integration File: EVENTS.E  
Quant Time: Jul 09 12:57:12 2020  
Quant Method : Z:\HPCHEM\2\METHODS\022820DRO-ORO.M  
Quant Title : DRO-ORO 09-09-15 DRO/ORO  
QLast Update : Fri Feb 28 16:32:12 2020  
Response via : Initial Calibration  
Integrator: ChemStation 6890 Scale Mode: Large solvent peaks clipped

Volume Inj. :  
Signal Phase :  
Signal Info :



Data Path : R:\2\DATA\070920\  
 Data File : 07092006.D  
 Signal(s) : FID2B.CH  
 Acq On : 09 Jul 2020 12:49 pm  
 Operator : GCSVOC-Dhiren  
 Sample : LCS-51991  
 Misc :  
 ALS Vial : 6 Sample Multiplier: 1

Integration File: EVENTS.E  
 Quant Time: Jul 09 13:22:52 2020  
 Quant Method : Z:\HPCHEM\2\METHODS\022820DRO-ORO.M  
 Quant Title : DRO-ORO 09-09-15 DRO/ORO  
 QLast Update : Thu Jul 09 13:15:44 2020  
 Response via : Initial Calibration  
 Integrator: ChemStation 6890 Scale Mode: Large solvent peaks clipped

Volume Inj. :  
 Signal Phase :  
 Signal Info :

Compound	R.T.	Response	Conc Units
-----			
System Monitoring Compounds			
4) S n-Eicosane	8.826	43025006	22.570 ug/mLm
8) S1 Squalene	11.551	31533664	19.198 ug/mLm
Target Compounds			
1) H DRO C10-C20	5.050	908203121	566.445 ug/mLm
2) H DRO C10-C25	5.150	1189416637	647.209 ug/mLm
3) H DRO C10-C28	6.850	1250622516	646.887 ug/mLm
5) H1 ORO C20-C34	9.230	994956280	834.474 ug/mLm
6) H1 ORO C25-C36	10.700	1243972045	872.428 ug/mLm
7) H1 DRO C10-C36	0.000	0	N.D. ug/mL
-----			

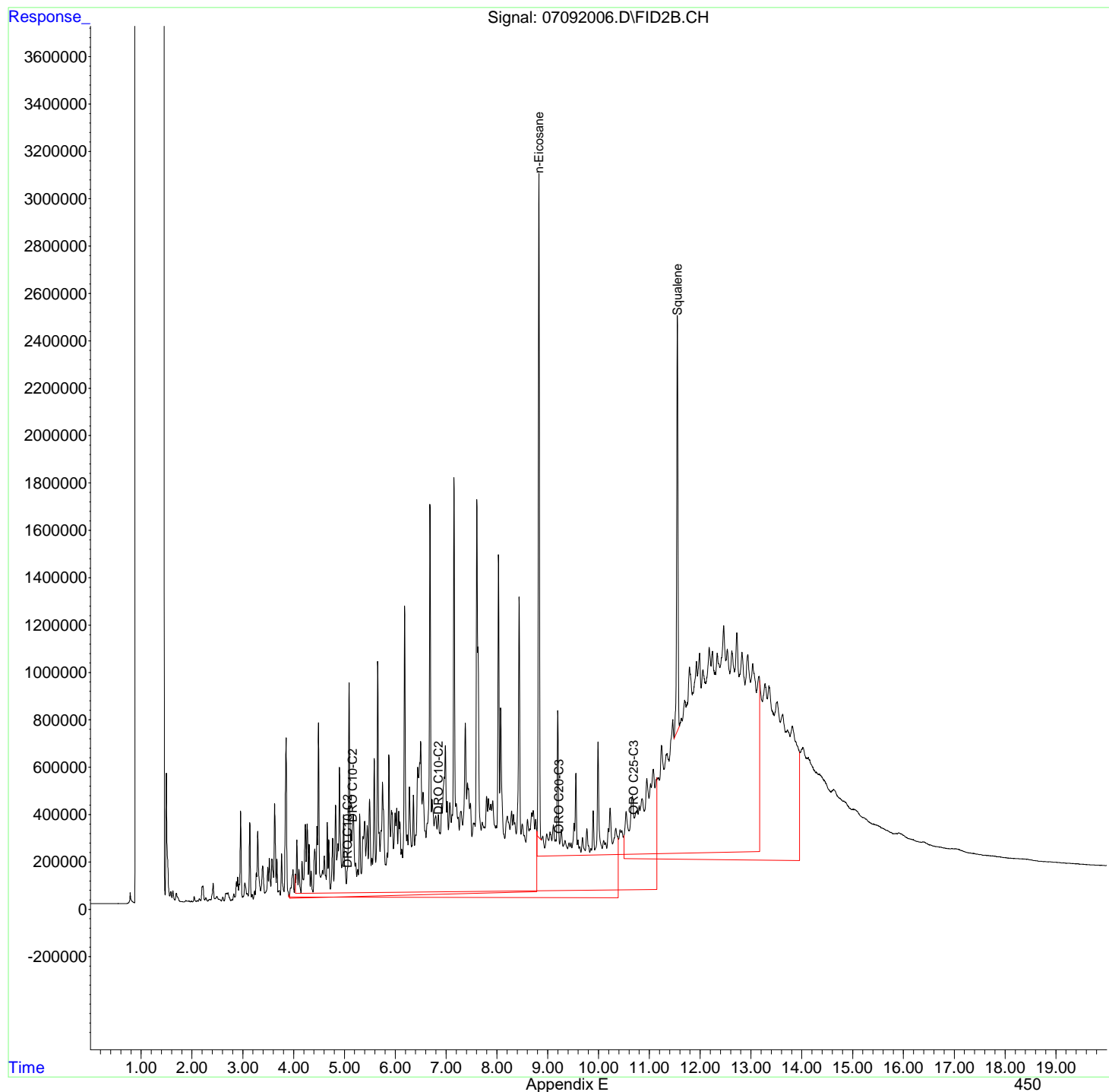
(f)=RT Delta > 1/2 Window

(m)=manual int.

Data Path : R:\2\DATA\070920\  
Data File : 07092006.D  
Signal(s) : FID2B.CH  
Acq On : 09 Jul 2020 12:49 pm  
Operator : GCSVOC-Dhiren  
Sample : LCS-51991  
Misc :  
ALS Vial : 6 Sample Multiplier: 1

Integration File: EVENTS.E  
Quant Time: Jul 09 13:22:52 2020  
Quant Method : Z:\HPCHEM\2\METHODS\022820DRO-ORO.M  
Quant Title : DRO-ORO 09-09-15 DRO/ORO  
QLast Update : Thu Jul 09 13:15:44 2020  
Response via : Initial Calibration  
Integrator: ChemStation 6890 Scale Mode: Large solvent peaks clipped

Volume Inj. :  
Signal Phase :  
Signal Info :



Data Path : R:\2\DATA\070920\  
 Data File : 07092007.D  
 Signal(s) : FID2B.CH  
 Acq On : 09 Jul 2020 1:18 pm  
 Operator : GCSVOC-Dhiren  
 Sample : LCSD-51991  
 Misc :  
 ALS Vial : 7 Sample Multiplier: 1

Integration File: EVENTS.E  
 Quant Time: Jul 09 14:35:51 2020  
 Quant Method : Z:\HPCHEM\2\METHODS\022820DRO-ORO.M  
 Quant Title : DRO-ORO 09-09-15 DRO/ORO  
 QLast Update : Thu Jul 09 14:01:23 2020  
 Response via : Initial Calibration  
 Integrator: ChemStation 6890 Scale Mode: Large solvent peaks clipped

Volume Inj. :  
 Signal Phase :  
 Signal Info :

Compound	R.T.	Response	Conc Units
-----			
System Monitoring Compounds			
4) S n-Eicosane	8.824	46080474	24.216 ug/mLm
8) S1 Squalene	11.551	33490681	20.437 ug/mLm
Target Compounds			
1) H DRO C10-C20	5.050	999248494	654.876 ug/mLm
2) H DRO C10-C25	5.150	1183084456	668.621 ug/mLm
3) H DRO C10-C28	6.850	1304345180	702.865 ug/mLm
5) H1 ORO C20-C34	9.230	1092281029	925.089 ug/mLm
6) H1 ORO C25-C36	10.700	1258062547	883.463 ug/mLm
7) H1 DRO C10-C36	0.000	0	N.D. ug/mL
-----			

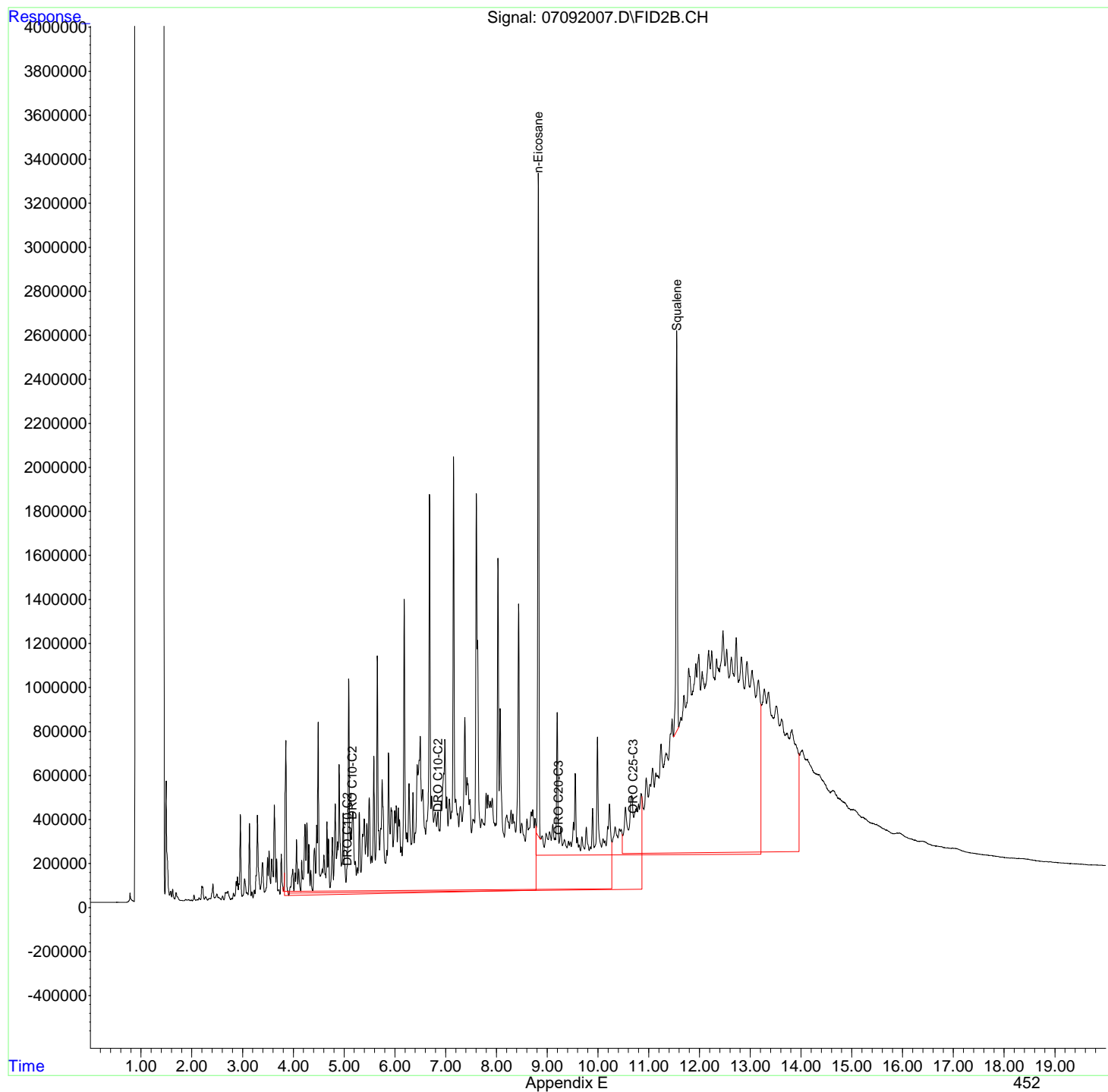
(f)=RT Delta > 1/2 Window

(m)=manual int.

Data Path : R:\2\DATA\070920\  
Data File : 07092007.D  
Signal(s) : FID2B.CH  
Acq On : 09 Jul 2020 1:18 pm  
Operator : GCSVOC-Dhiren  
Sample : LCSD-51991  
Misc :  
ALS Vial : 7 Sample Multiplier: 1

Integration File: EVENTS.E  
Quant Time: Jul 09 14:35:51 2020  
Quant Method : Z:\HPCHEM\2\METHODS\022820DRO-ORO.M  
Quant Title : DRO-ORO 09-09-15 DRO/ORO  
QLast Update : Thu Jul 09 14:01:23 2020  
Response via : Initial Calibration  
Integrator: ChemStation 6890 Scale Mode: Large solvent peaks clipped

Volume Inj. :  
Signal Phase :  
Signal Info :





Data Path : R:\2\DATA\070920\  
 Data File : 07092008.D  
 Signal(s) : FID2B.CH  
 Acq On : 09 Jul 2020 1:45 pm  
 Operator : GCSVOC-Dhiren  
 Sample : 2006454-021A  
 Misc :  
 ALS Vial : 8 Sample Multiplier: 1

Integration File: EVENTS.E  
 Quant Time: Jul 09 14:37:19 2020  
 Quant Method : Z:\HPCHEM\2\METHODS\022820DRO-ORO.M  
 Quant Title : DRO-ORO 09-09-15 DRO/ORO  
 QLast Update : Thu Jul 09 14:01:23 2020  
 Response via : Initial Calibration  
 Integrator: ChemStation 6890 Scale Mode: Large solvent peaks clipped

Volume Inj. :  
 Signal Phase :  
 Signal Info :

Compound	R.T.	Response	Conc	Units
-----				
System Monitoring Compounds				
4) S n-Eicosane	8.825	32173688	16.726	ug/mLm
8) S1 Squalene	11.551	31508273	19.182	ug/mLm
Target Compounds				
1) H DRO C10-C20	0.000	0	N.D.	ug/mL
2) H DRO C10-C25	0.000	0	N.D.	ug/mL
3) H DRO C10-C28	0.000	0	N.D.	ug/mL
5) H1 ORO C20-C34	9.230	1224115801	1047.835	ug/mLm
6) H1 ORO C25-C36	10.700	1620147388	1167.025	ug/mLm
7) H1 DRO C10-C36	0.000	0	N.D.	ug/mL
-----				

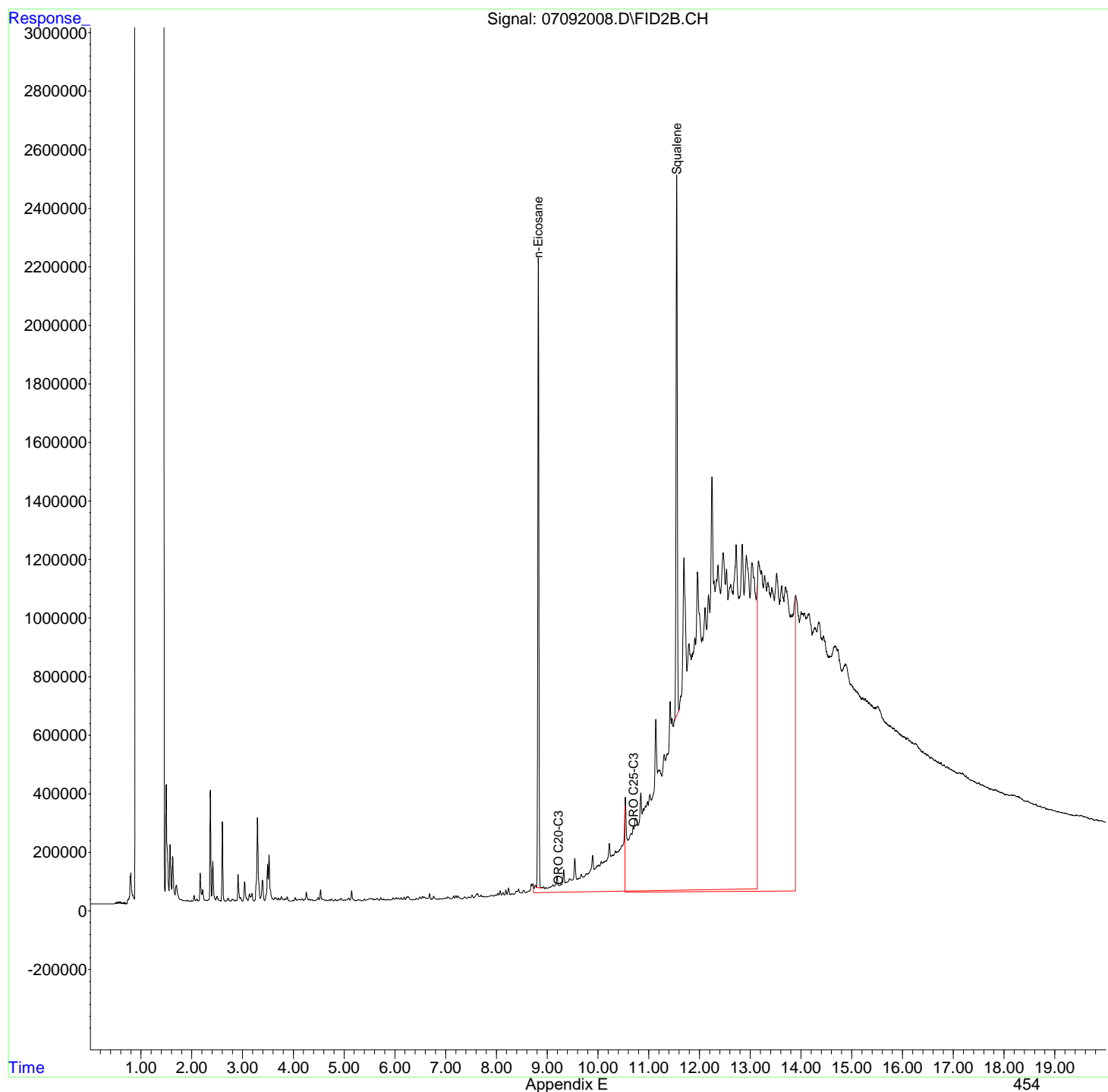
(f)=RT Delta > 1/2 Window

(m)=manual int.

Data Path : R:\2\DATA\070920\  
Data File : 07092008.D  
Signal(s) : FID2B.CH  
Acq On : 09 Jul 2020 1:45 pm  
Operator : GCSVOC-Dhiren  
Sample : 2006454-021A  
Misc :  
ALS Vial : 8 Sample Multiplier: 1

Integration File: EVENTS.E  
Quant Time: Jul 09 14:37:19 2020  
Quant Method : Z:\HPCHEM\2\METHODS\022820DRO-ORO.M  
Quant Title : DRO-ORO 09-09-15 DRO/ORO  
QLast Update : Thu Jul 09 14:01:23 2020  
Response via : Initial Calibration  
Integrator: ChemStation 6890 Scale Mode: Large solvent peaks clipped

Volume Inj. :  
Signal Phase :  
Signal Info :



Data Path : R:\2\DATA\070920\  
 Data File : 07092009.D  
 Signal(s) : FID2B.CH  
 Acq On : 09 Jul 2020 2:13 pm  
 Operator : GCSVOC-Dhiren  
 Sample : 2006454-022A  
 Misc :  
 ALS Vial : 9 Sample Multiplier: 1

Integration File: EVENTS.E  
 Quant Time: Jul 10 13:03:46 2020  
 Quant Method : Z:\HPCHEM\2\METHODS\022820DRO-ORO.M  
 Quant Title : DRO-ORO 09-09-15 DRO/ORO  
 QLast Update : Thu Jul 09 14:01:23 2020  
 Response via : Initial Calibration  
 Integrator: ChemStation 6890 Scale Mode: Large solvent peaks clipped

Volume Inj. :  
 Signal Phase :  
 Signal Info :

Compound	R.T.	Response	Conc	Units
-----				
System Monitoring Compounds				
4) S n-Eicosane	8.826	30709350	15.937	ug/mLm
8) S1 Squalene	11.552	29897998	18.163	ug/mLm
Target Compounds				
1) H DRO C10-C20	0.000	0	N.D.	ug/mL
2) H DRO C10-C25	0.000	0	N.D.	ug/mL
3) H DRO C10-C28	0.000	0	N.D.	ug/mL
5) H1 ORO C20-C34	9.230	1386583579	1199.101	ug/mLm
6) H1 ORO C25-C36	10.700	1761431906	1277.670	ug/mLm
7) H1 DRO C10-C36	0.000	0	N.D.	ug/mL
-----				

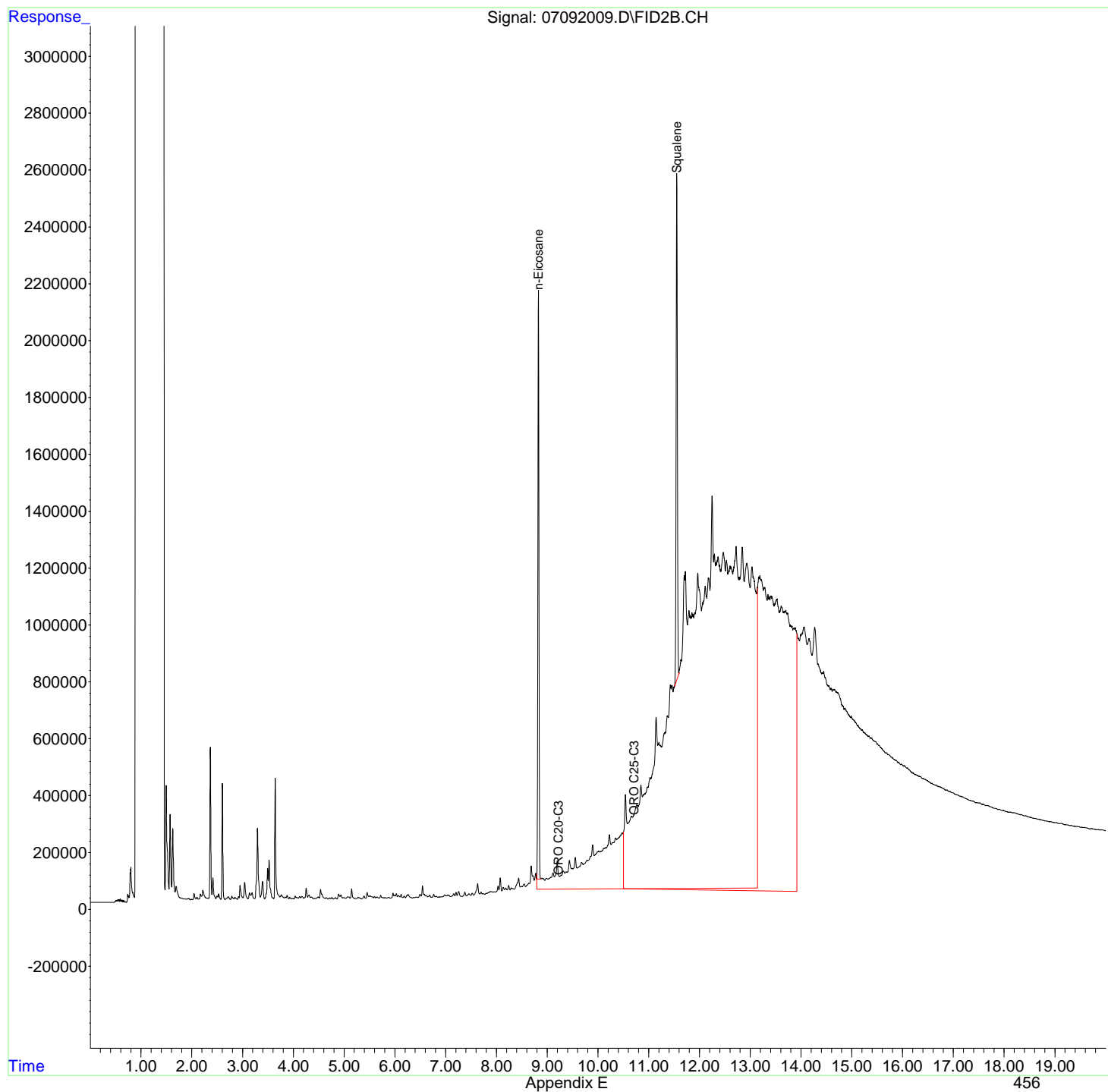
(f)=RT Delta > 1/2 Window

(m)=manual int.

Data Path : R:\2\DATA\070920\  
Data File : 07092009.D  
Signal(s) : FID2B.CH  
Acq On : 09 Jul 2020 2:13 pm  
Operator : GCSVOC-Dhiren  
Sample : 2006454-022A  
Misc :  
ALS Vial : 9 Sample Multiplier: 1

Integration File: EVENTS.E  
Quant Time: Jul 10 13:03:46 2020  
Quant Method : Z:\HPCHEM\2\METHODS\022820DRO-ORO.M  
Quant Title : DRO-ORO 09-09-15 DRO/ORO  
QLast Update : Thu Jul 09 14:01:23 2020  
Response via : Initial Calibration  
Integrator: ChemStation 6890 Scale Mode: Large solvent peaks clipped

Volume Inj. :  
Signal Phase :  
Signal Info :



Data Path : R:\2\DATA\070920\  
 Data File : 07092010.D  
 Signal(s) : FID2B.CH  
 Acq On : 09 Jul 2020 2:42 pm  
 Operator : GCSVOC-Dhiren  
 Sample : 2006454-023A  
 Misc :  
 ALS Vial : 10 Sample Multiplier: 1

Integration File: EVENTS.E  
 Quant Time: Jul 10 13:04:27 2020  
 Quant Method : Z:\HPCHEM\2\METHODS\022820DRO-ORO.M  
 Quant Title : DRO-ORO 09-09-15 DRO/ORO  
 QLast Update : Thu Jul 09 14:01:23 2020  
 Response via : Initial Calibration  
 Integrator: ChemStation 6890 Scale Mode: Large solvent peaks clipped

Volume Inj. :  
 Signal Phase :  
 Signal Info :

Compound	R.T.	Response	Conc	Units
-----				
System Monitoring Compounds				
4) S n-Eicosane	8.828	30462159	15.804	ug/mLm
8) S1 Squalene	11.554	30109801	18.297	ug/mLm
Target Compounds				
1) H DRO C10-C20	0.000	0	N.D.	ug/mL
2) H DRO C10-C25	0.000	0	N.D.	ug/mL
3) H DRO C10-C28	0.000	0	N.D.	ug/mL
5) H1 ORO C20-C34	9.230	2313941204	2062.522	ug/mLm
6) H1 ORO C25-C36	10.700	2893624541	2164.330	ug/mLm
7) H1 DRO C10-C36	0.000	0	N.D.	ug/mL
-----				

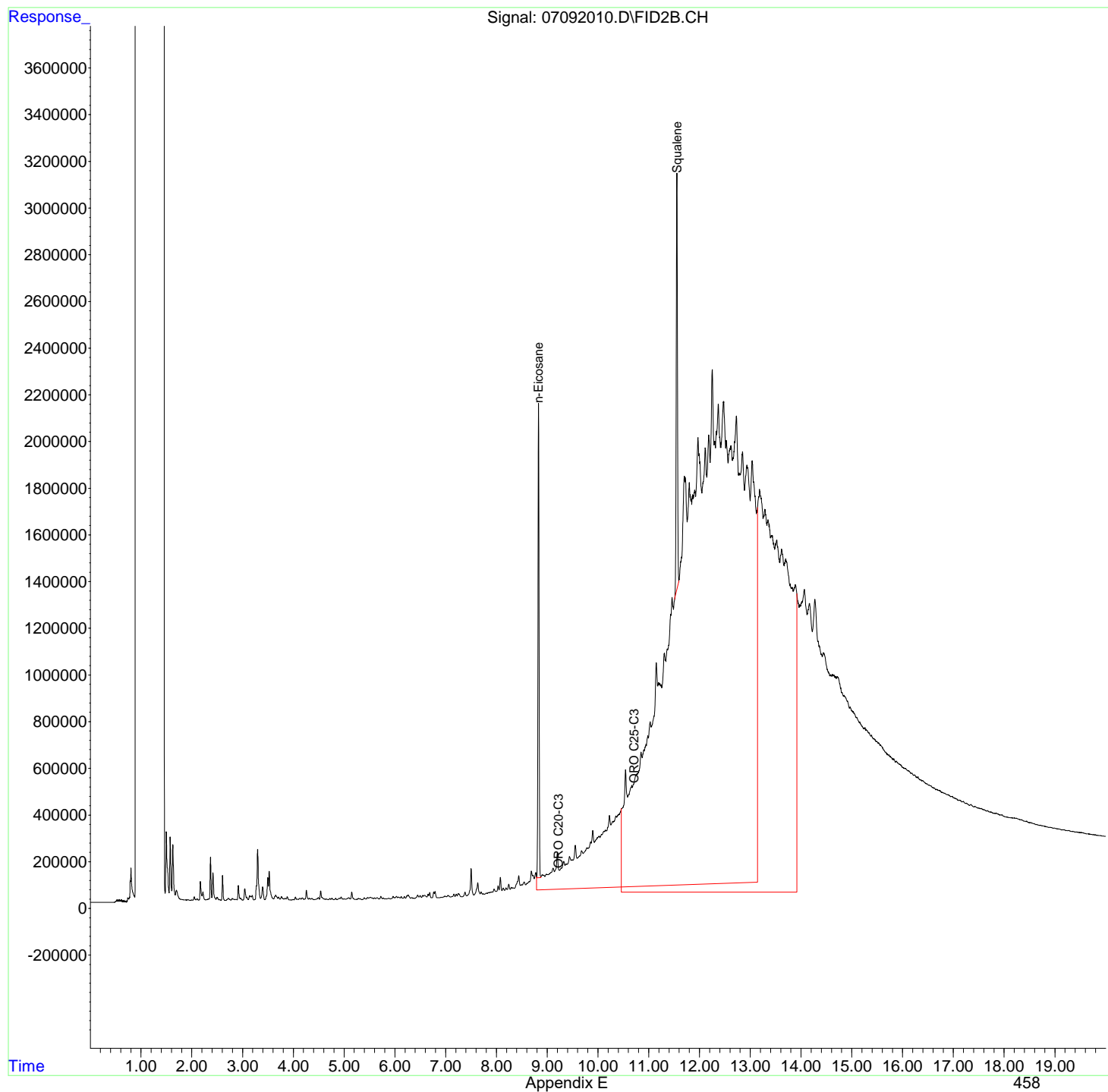
(f)=RT Delta > 1/2 Window

(m)=manual int.

Data Path : R:\2\DATA\070920\  
Data File : 07092010.D  
Signal(s) : FID2B.CH  
Acq On : 09 Jul 2020 2:42 pm  
Operator : GCSVOC-Dhiren  
Sample : 2006454-023A  
Misc :  
ALS Vial : 10 Sample Multiplier: 1

Integration File: EVENTS.E  
Quant Time: Jul 10 13:04:27 2020  
Quant Method : Z:\HPCHEM\2\METHODS\022820DRO-ORO.M  
Quant Title : DRO-ORO 09-09-15 DRO/ORO  
QLast Update : Thu Jul 09 14:01:23 2020  
Response via : Initial Calibration  
Integrator: ChemStation 6890 Scale Mode: Large solvent peaks clipped

Volume Inj. :  
Signal Phase :  
Signal Info :



Data Path : R:\2\DATA\070920\  
 Data File : 07092011.D  
 Signal(s) : FID2B.CH  
 Acq On : 09 Jul 2020 4:28 pm  
 Operator : GCSVOC-Dhiren  
 Sample : 2006454-024A  
 Misc :  
 ALS Vial : 11 Sample Multiplier: 1

Integration File: EVENTS.E  
 Quant Time: Jul 10 13:05:44 2020  
 Quant Method : Z:\HPCHEM\2\METHODS\022820DRO-ORO.M  
 Quant Title : DRO-ORO 09-09-15 DRO/ORO  
 QLast Update : Thu Jul 09 14:01:23 2020  
 Response via : Initial Calibration  
 Integrator: ChemStation 6890 Scale Mode: Large solvent peaks clipped

Volume Inj. :  
 Signal Phase :  
 Signal Info :

Compound	R.T.	Response	Conc	Units
-----				
System Monitoring Compounds				
4) S n-Eicosane	8.832	27429704	14.171	ug/mL
8) S1 Squalene	11.564	32271361	19.665	ug/mLm
Target Compounds				
1) H DRO C10-C20	0.000	0	N.D.	ug/mL
2) H DRO C10-C25	0.000	0	N.D.	ug/mL
3) H DRO C10-C28	0.000	0	N.D.	ug/mL
5) H1 ORO C20-C34	9.230	9779406845	9013.282	ug/mLm
6) H1 ORO C25-C36	10.700	9949925323	7690.368	ug/mLm
7) H1 DRO C10-C36	0.000	0	N.D.	ug/mL
-----				

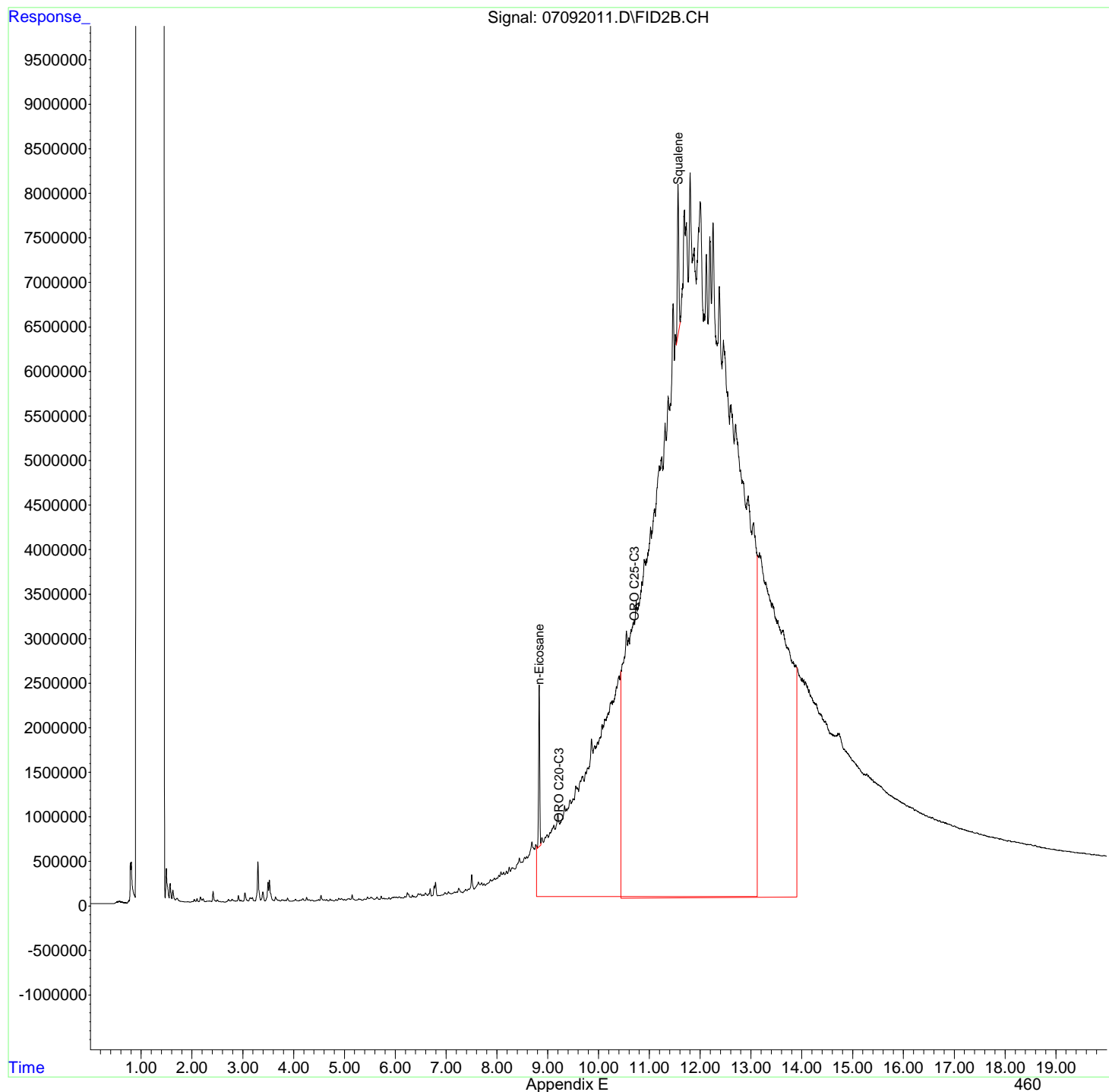
(f)=RT Delta > 1/2 Window

(m)=manual int.

Data Path : R:\2\DATA\070920\  
Data File : 07092011.D  
Signal(s) : FID2B.CH  
Acq On : 09 Jul 2020 4:28 pm  
Operator : GCSVOC-Dhiren  
Sample : 2006454-024A  
Misc :  
ALS Vial : 11 Sample Multiplier: 1

Integration File: EVENTS.E  
Quant Time: Jul 10 13:05:44 2020  
Quant Method : Z:\HPCHEM\2\METHODS\022820DRO-ORO.M  
Quant Title : DRO-ORO 09-09-15 DRO/ORO  
QLast Update : Thu Jul 09 14:01:23 2020  
Response via : Initial Calibration  
Integrator: ChemStation 6890 Scale Mode: Large solvent peaks clipped

Volume Inj. :  
Signal Phase :  
Signal Info :





Data Path : R:\2\DATA\070920\  
 Data File : 07092013.D  
 Signal(s) : FID2B.CH  
 Acq On : 09 Jul 2020 4:56 pm  
 Operator : GCSVOC-Dhiren  
 Sample : 2006454-025A  
 Misc :  
 ALS Vial : 12 Sample Multiplier: 1

Integration File: EVENTS.E  
 Quant Time: Jul 10 13:07:24 2020  
 Quant Method : Z:\HPCHEM\2\METHODS\022820DRO-ORO.M  
 Quant Title : DRO-ORO 09-09-15 DRO/ORO  
 QLast Update : Thu Jul 09 14:01:23 2020  
 Response via : Initial Calibration  
 Integrator: ChemStation 6890 Scale Mode: Large solvent peaks clipped

Volume Inj. :  
 Signal Phase :  
 Signal Info :

Compound	R.T.	Response	Conc	Units
-----				
System Monitoring Compounds				
4) S n-Eicosane	8.830	29963631	15.535	ug/mLm
8) S1 Squalene	11.556	34663484	21.179	ug/mLm
Target Compounds				
1) H DRO C10-C20	0.000	0	N.D.	ug/mL
2) H DRO C10-C25	0.000	0	N.D.	ug/mL
3) H DRO C10-C28	0.000	0	N.D.	ug/mL
5) H1 ORO C20-C34	9.230	3716479332	3368.362	ug/mLm
6) H1 ORO C25-C36	10.700	4003711623	3033.678	ug/mLm
7) H1 DRO C10-C36	0.000	0	N.D.	ug/mL
-----				

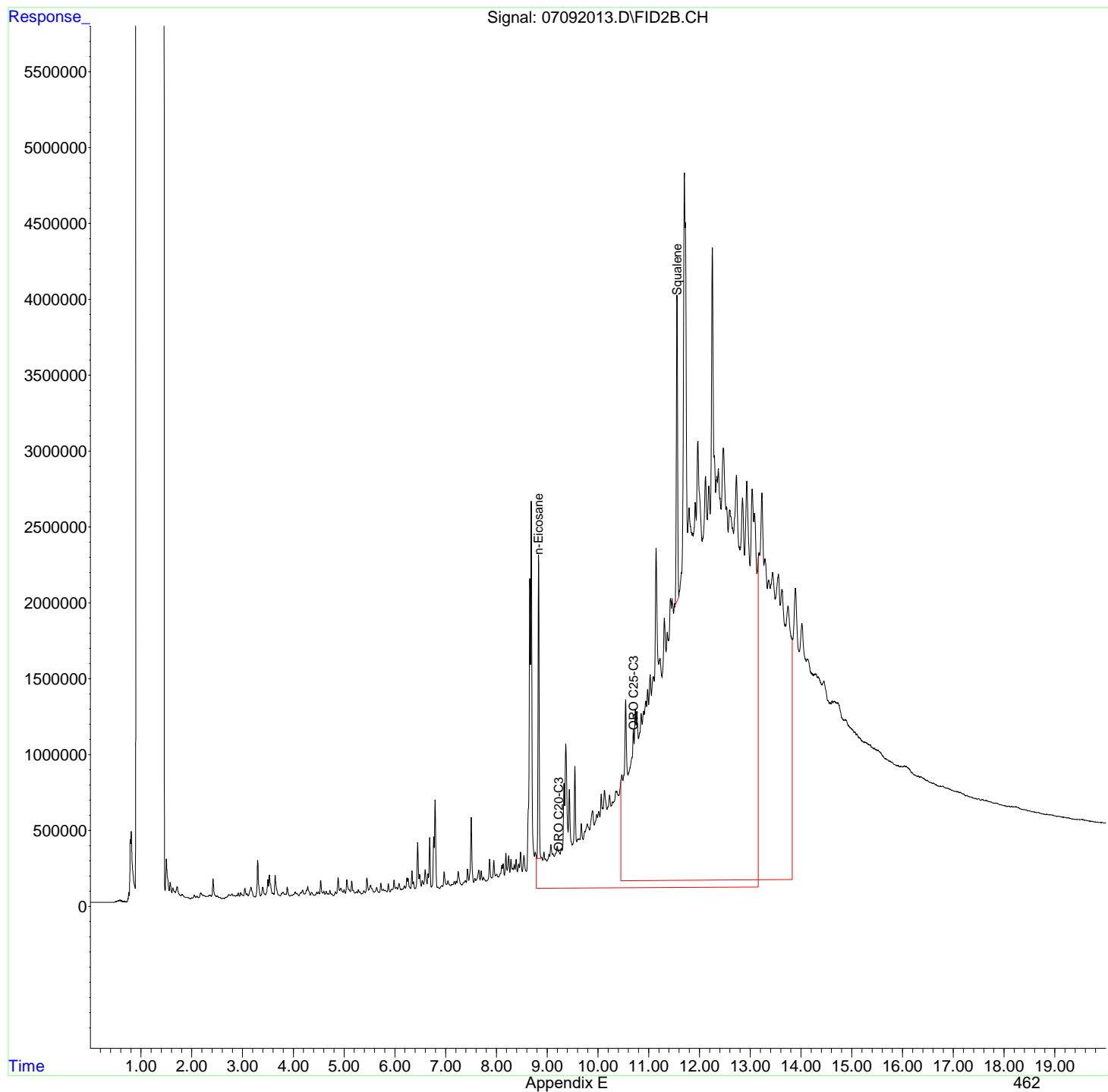
(f)=RT Delta > 1/2 Window

(m)=manual int.

Data Path : R:\2\DATA\070920\  
Data File : 07092013.D  
Signal(s) : FID2B.CH  
Acq On : 09 Jul 2020 4:56 pm  
Operator : GCSVOC-Dhiren  
Sample : 2006454-025A  
Misc :  
ALS Vial : 12 Sample Multiplier: 1

Integration File: EVENTS.E  
Quant Time: Jul 10 13:07:24 2020  
Quant Method : Z:\HPCHEM\2\METHODS\022820DRO-ORO.M  
Quant Title : DRO-ORO 09-09-15 DRO/ORO  
QLast Update : Thu Jul 09 14:01:23 2020  
Response via : Initial Calibration  
Integrator: ChemStation 6890 Scale Mode: Large solvent peaks clipped

Volume Inj. :  
Signal Phase :  
Signal Info :



Data Path : R:\2\DATA\070920\  
 Data File : 07092014.D  
 Signal(s) : FID2B.CH  
 Acq On : 09 Jul 2020 5:24 pm  
 Operator : GCSVOC-Dhiren  
 Sample : 2006454-026A  
 Misc :  
 ALS Vial : 13 Sample Multiplier: 1

Integration File: EVENTS.E  
 Quant Time: Jul 10 13:09:32 2020  
 Quant Method : Z:\HPCHEM\2\METHODS\022820DRO-ORO.M  
 Quant Title : DRO-ORO 09-09-15 DRO/ORO  
 QLast Update : Thu Jul 09 14:01:23 2020  
 Response via : Initial Calibration  
 Integrator: ChemStation 6890 Scale Mode: Large solvent peaks clipped

Volume Inj. :  
 Signal Phase :  
 Signal Info :

Compound	R.T.	Response	Conc	Units
-----				
System Monitoring Compounds				
4) S n-Eicosane	8.831	31356196	16.285	ug/mL
8) S1 Squalene	11.557	30066635	18.270	ug/mLm
Target Compounds				
1) H DRO C10-C20	0.000	0	N.D.	ug/mL
2) H DRO C10-C25	0.000	0	N.D.	ug/mL
3) H DRO C10-C28	0.000	0	N.D.	ug/mL
5) H1 ORO C20-C34	9.230	2100953331	1864.219	ug/mLm
6) H1 ORO C25-C36	10.700	2400800455	1778.382	ug/mLm
7) H1 DRO C10-C36	0.000	0	N.D.	ug/mL
-----				

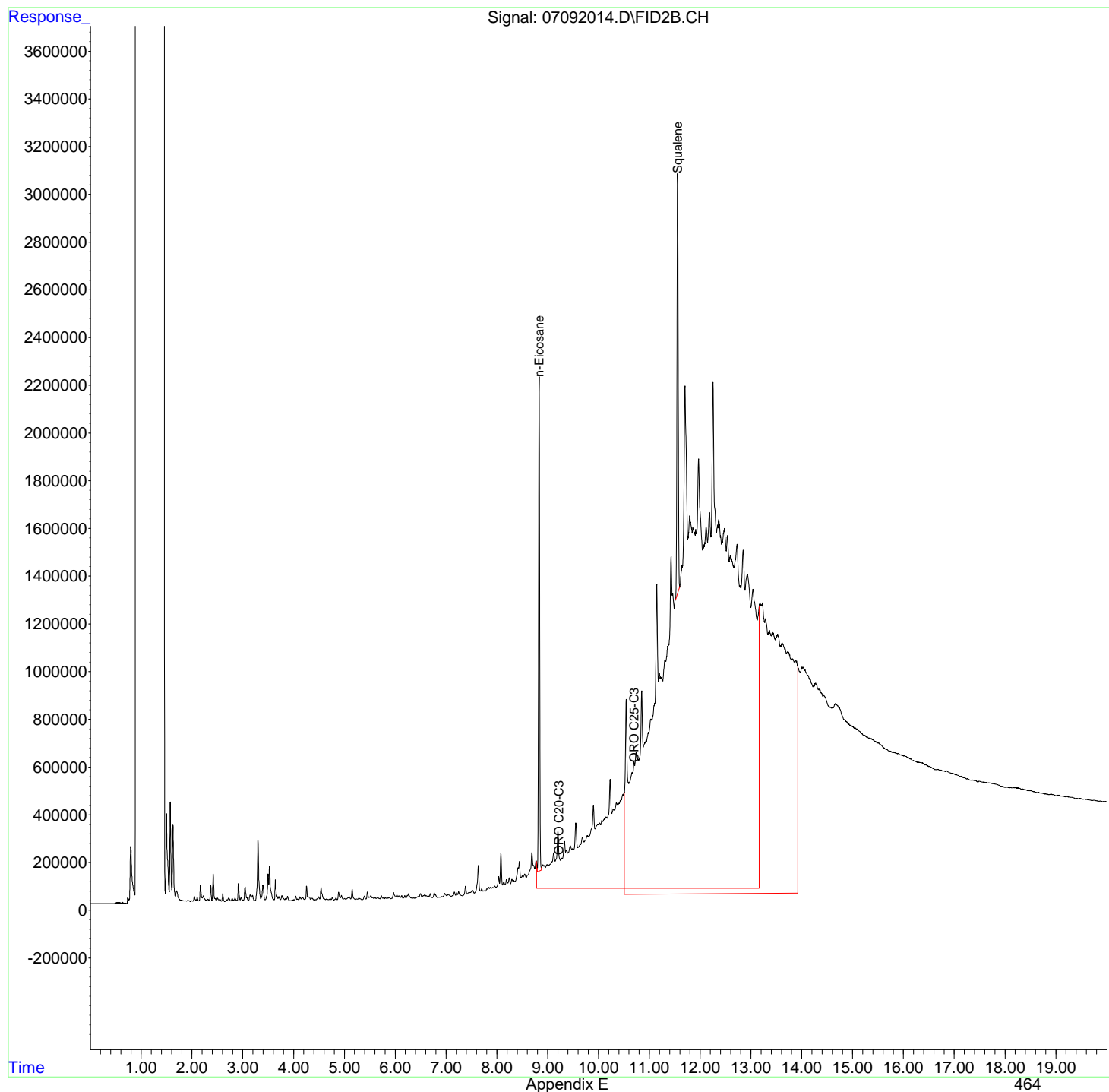
(f)=RT Delta > 1/2 Window

(m)=manual int.

Data Path : R:\2\DATA\070920\  
Data File : 07092014.D  
Signal(s) : FID2B.CH  
Acq On : 09 Jul 2020 5:24 pm  
Operator : GCSVOC-Dhiren  
Sample : 2006454-026A  
Misc :  
ALS Vial : 13 Sample Multiplier: 1

Integration File: EVENTS.E  
Quant Time: Jul 10 13:09:32 2020  
Quant Method : Z:\HPCHEM\2\METHODS\022820DRO-ORO.M  
Quant Title : DRO-ORO 09-09-15 DRO/ORO  
QLast Update : Thu Jul 09 14:01:23 2020  
Response via : Initial Calibration  
Integrator: ChemStation 6890 Scale Mode: Large solvent peaks clipped

Volume Inj. :  
Signal Phase :  
Signal Info :



Data Path : R:\2\DATA\070920\  
 Data File : 07092015.D  
 Signal(s) : FID2B.CH  
 Acq On : 09 Jul 2020 5:52 pm  
 Operator : GCSVOC-Dhiren  
 Sample : 2006454-027A  
 Misc :  
 ALS Vial : 14 Sample Multiplier: 1

Integration File: EVENTS.E  
 Quant Time: Jul 10 11:35:15 2020  
 Quant Method : Z:\HPCHEM\2\METHODS\022820DRO-ORO.M  
 Quant Title : DRO-ORO 09-09-15 DRO/ORO  
 QLast Update : Thu Jul 09 14:01:23 2020  
 Response via : Initial Calibration  
 Integrator: ChemStation 6890 Scale Mode: Large solvent peaks clipped

Volume Inj. :  
 Signal Phase :  
 Signal Info :

Compound	R.T.	Response	Conc Units
-----			
System Monitoring Compounds			
4) S n-Eicosane	8.831	30921899	16.051 ug/mL
8) S1 Squalene	11.556	30265762	18.396 ug/mLm
Target Compounds			
1) H DRO C10-C20	0.000	0	N.D. ug/mL
2) H DRO C10-C25	0.000	0	N.D. ug/mL
3) H DRO C10-C28	0.000	0	N.D. ug/mL
5) H1 ORO C20-C34	9.230	1043554970	879.722 ug/mLm
6) H1 ORO C25-C36	10.700	1239584406	868.992 ug/mLm
7) H1 DRO C10-C36	0.000	0	N.D. ug/mL
-----			

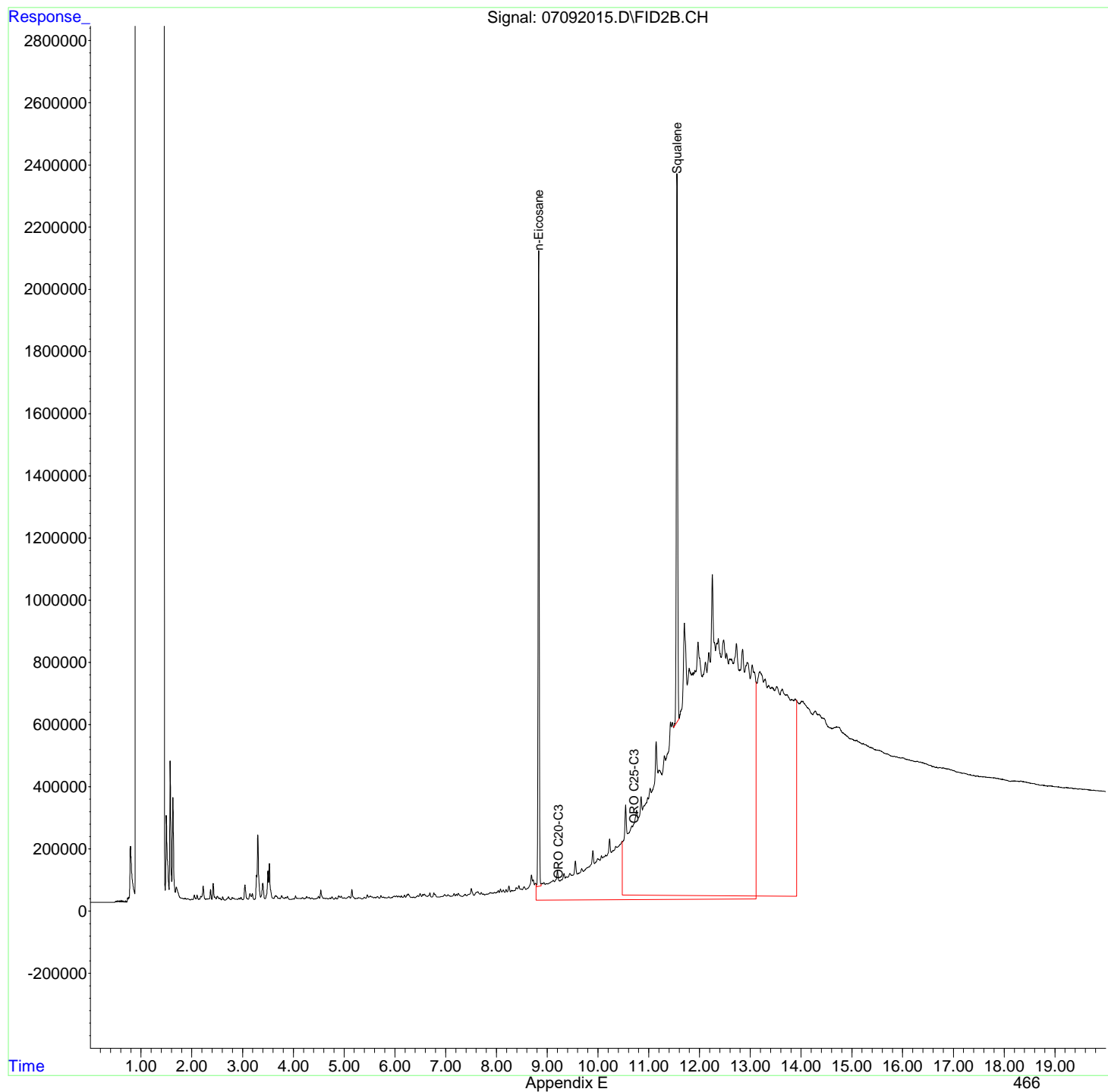
(f)=RT Delta > 1/2 Window

(m)=manual int.

Data Path : R:\2\DATA\070920\  
Data File : 07092015.D  
Signal(s) : FID2B.CH  
Acq On : 09 Jul 2020 5:52 pm  
Operator : GCSVOC-Dhiren  
Sample : 2006454-027A  
Misc :  
ALS Vial : 14 Sample Multiplier: 1

Integration File: EVENTS.E  
Quant Time: Jul 10 11:35:15 2020  
Quant Method : Z:\HPCHEM\2\METHODS\022820DRO-ORO.M  
Quant Title : DRO-ORO 09-09-15 DRO/ORO  
QLast Update : Thu Jul 09 14:01:23 2020  
Response via : Initial Calibration  
Integrator: ChemStation 6890 Scale Mode: Large solvent peaks clipped

Volume Inj. :  
Signal Phase :  
Signal Info :



Data Path : R:\2\DATA\070920\  
 Data File : 07092016.D  
 Signal(s) : FID2B.CH  
 Acq On : 09 Jul 2020 6:20 pm  
 Operator : GCSVOC-Dhiren  
 Sample : 2006454-027AMS  
 Misc :  
 ALS Vial : 15 Sample Multiplier: 1

Integration File: EVENTS.E  
 Quant Time: Jul 10 11:37:51 2020  
 Quant Method : Z:\HPCHEM\2\METHODS\022820DRO-ORO.M  
 Quant Title : DRO-ORO 09-09-15 DRO/ORO  
 QLast Update : Thu Jul 09 14:01:23 2020  
 Response via : Initial Calibration  
 Integrator: ChemStation 6890 Scale Mode: Large solvent peaks clipped

Volume Inj. :  
 Signal Phase :  
 Signal Info :

Compound	R.T.	Response	Conc Units
-----			
System Monitoring Compounds			
4) S n-Eicosane	8.831	39210386	20.516 ug/mLm
8) S1 Squalene	11.557	28664051	17.382 ug/mL
Target Compounds			
1) H DRO C10-C20	5.050	922788257	603.518 ug/mLm
2) H DRO C10-C25	5.150	1104672380	623.497 ug/mLm
3) H DRO C10-C28	6.850	1231826219	661.755 ug/mLm
5) H1 ORO C20-C34	9.230	1603373334	1400.944 ug/mLm
6) H1 ORO C25-C36	10.700	1741908647	1262.380 ug/mLm
7) H1 DRO C10-C36	0.000	0	N.D. ug/mL
-----			

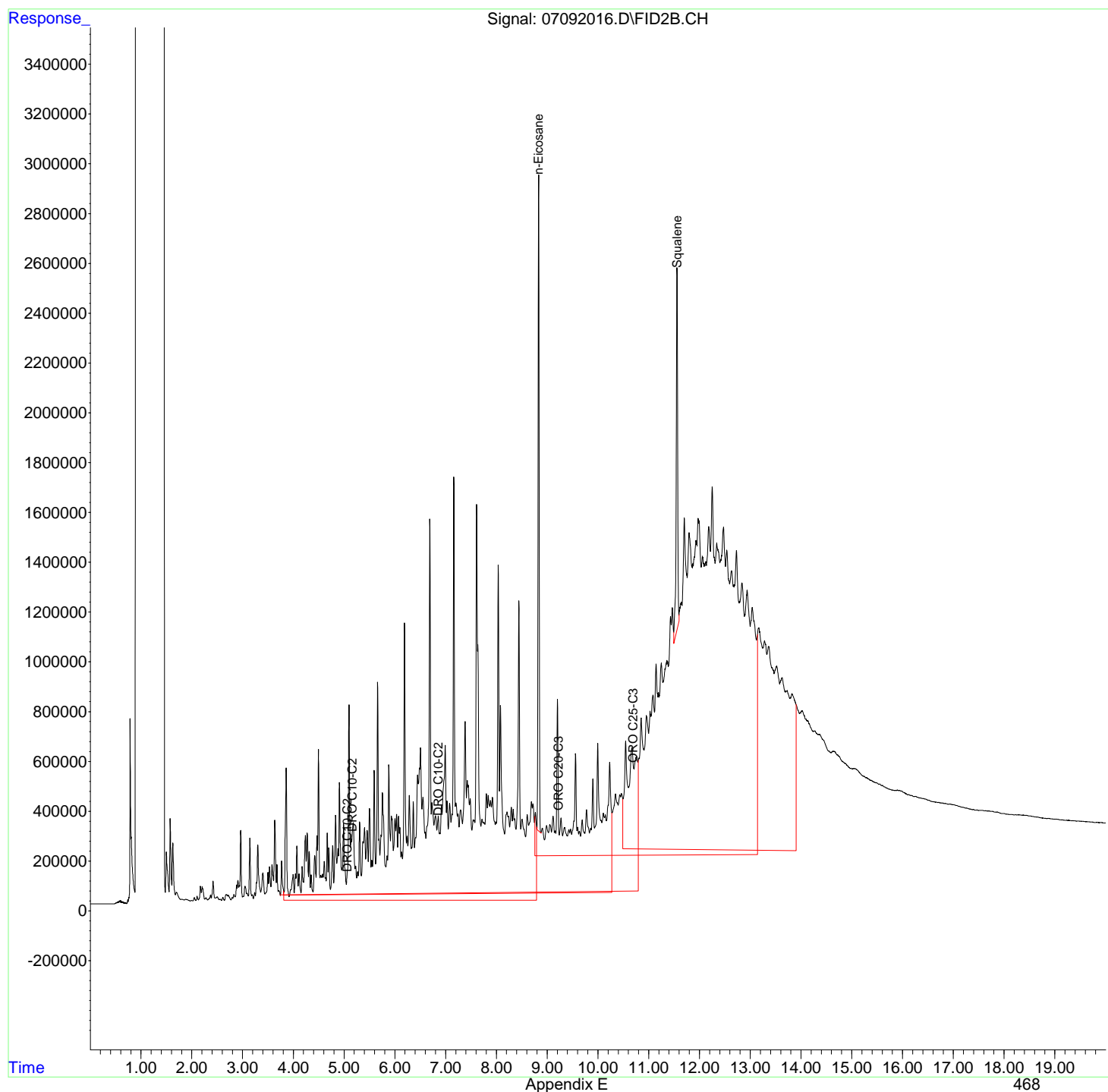
(f)=RT Delta > 1/2 Window

(m)=manual int.

Data Path : R:\2\DATA\070920\  
Data File : 07092016.D  
Signal(s) : FID2B.CH  
Acq On : 09 Jul 2020 6:20 pm  
Operator : GCSVOC-Dhiren  
Sample : 2006454-027AMS  
Misc :  
ALS Vial : 15 Sample Multiplier: 1

Integration File: EVENTS.E  
Quant Time: Jul 10 11:37:51 2020  
Quant Method : Z:\HPCHEM\2\METHODS\022820DRO-ORO.M  
Quant Title : DRO-ORO 09-09-15 DRO/ORO  
QLast Update : Thu Jul 09 14:01:23 2020  
Response via : Initial Calibration  
Integrator: ChemStation 6890 Scale Mode: Large solvent peaks clipped

Volume Inj. :  
Signal Phase :  
Signal Info :





Data Path : R:\2\DATA\070920\  
 Data File : 07092017.D  
 Signal(s) : FID2B.CH  
 Acq On : 09 Jul 2020 6:48 pm  
 Operator : GCSVOC-Dhiren  
 Sample : 2006454-027AMSD  
 Misc :  
 ALS Vial : 16 Sample Multiplier: 1

Integration File: EVENTS.E  
 Quant Time: Jul 10 11:39:47 2020  
 Quant Method : Z:\HPCHEM\2\METHODS\022820DRO-ORO.M  
 Quant Title : DRO-ORO 09-09-15 DRO/ORO  
 QLast Update : Thu Jul 09 14:01:23 2020  
 Response via : Initial Calibration  
 Integrator: ChemStation 6890 Scale Mode: Large solvent peaks clipped

Volume Inj. :  
 Signal Phase :  
 Signal Info :

Compound	R.T.	Response	Conc Units
-----			
System Monitoring Compounds			
4) S n-Eicosane	8.831	40026564	20.955 ug/mLm
8) S1 Squalene	11.556	28859306	17.506 ug/mLm
Target Compounds			
1) H DRO C10-C20	5.050	909303654	594.461 ug/mLm
2) H DRO C10-C25	5.150	1102107977	622.021 ug/mLm
3) H DRO C10-C28	6.850	1238685775	665.644 ug/mLm
5) H1 ORO C20-C34	9.230	1674439579	1467.111 ug/mLm
6) H1 ORO C25-C36	10.700	1930790050	1410.300 ug/mLm
7) H1 DRO C10-C36	0.000	0	N.D. ug/mL
-----			

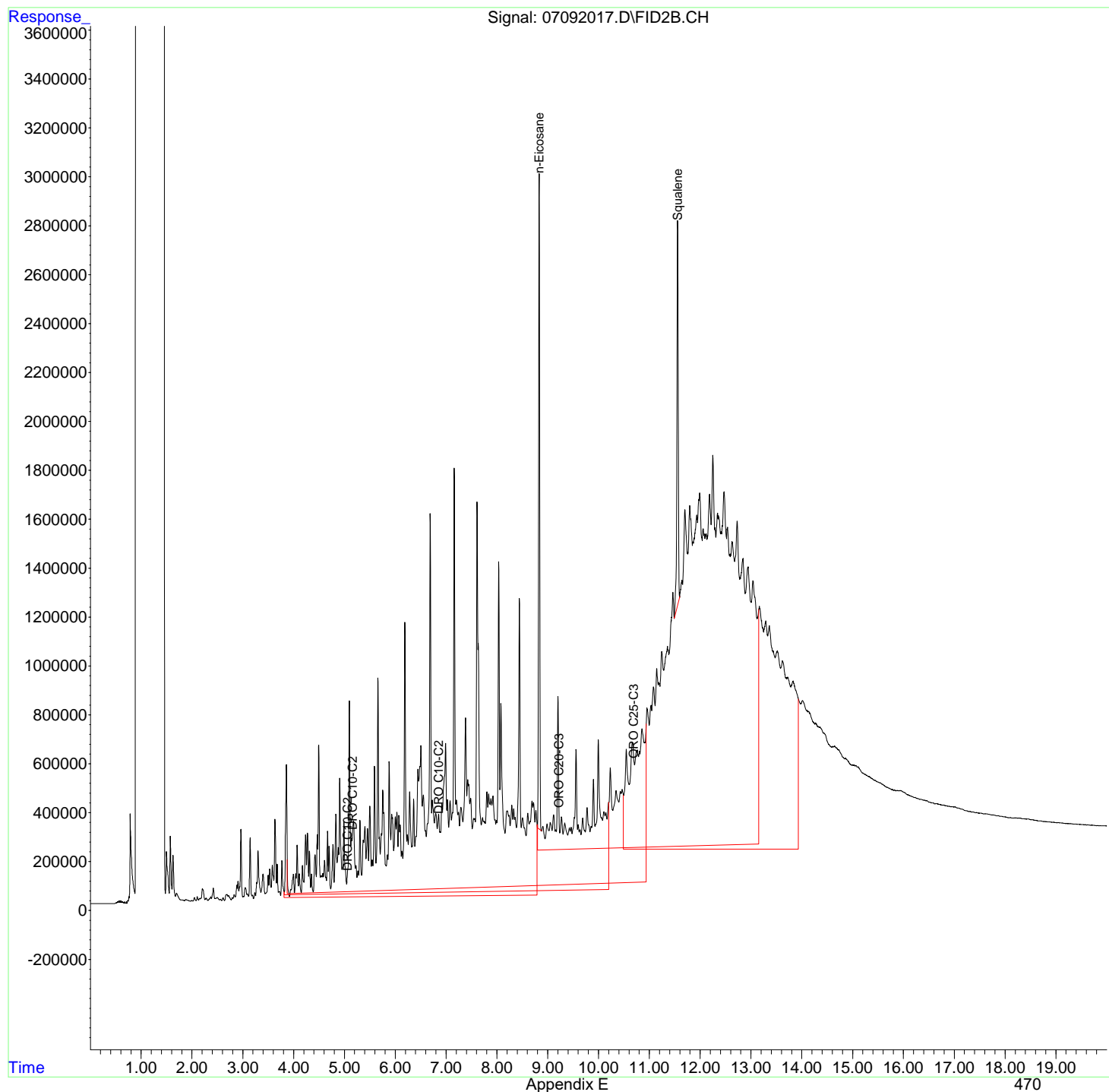
(f)=RT Delta > 1/2 Window

(m)=manual int.

Data Path : R:\2\DATA\070920\  
Data File : 07092017.D  
Signal(s) : FID2B.CH  
Acq On : 09 Jul 2020 6:48 pm  
Operator : GCSVOC-Dhiren  
Sample : 2006454-027AMSD  
Misc :  
ALS Vial : 16 Sample Multiplier: 1

Integration File: EVENTS.E  
Quant Time: Jul 10 11:39:47 2020  
Quant Method : Z:\HPCHEM\2\METHODS\022820DRO-ORO.M  
Quant Title : DRO-ORO 09-09-15 DRO/ORO  
QLast Update : Thu Jul 09 14:01:23 2020  
Response via : Initial Calibration  
Integrator: ChemStation 6890 Scale Mode: Large solvent peaks clipped

Volume Inj. :  
Signal Phase :  
Signal Info :



Data Path : R:\2\DATA\070920\  
 Data File : 07092021.D  
 Signal(s) : FID2B.CH  
 Acq On : 09 Jul 2020 8:39 pm  
 Operator : GCSVOC-Dhiren  
 Sample : CCB-070920-1  
 Misc :  
 ALS Vial : 2 Sample Multiplier: 1

Integration File: EVENTS.E  
 Quant Time: Jul 10 09:06:18 2020  
 Quant Method : Z:\HPCHEM\2\METHODS\022820DRO-ORO.M  
 Quant Title : DRO-ORO 09-09-15 DRO/ORO  
 QLast Update : Thu Jul 09 14:01:23 2020  
 Response via : Initial Calibration  
 Integrator: ChemStation 6890 Scale Mode: Large solvent peaks clipped

Volume Inj. :  
 Signal Phase :  
 Signal Info :

Compound	R.T.	Response	Conc	Units
-----				
System Monitoring Compounds				
4) S n-Eicosane	8.830	29923573	15.514	ug/mL
8) S1 Squalene	11.555	26493078	16.009	ug/mLm
Target Compounds				
1) H DRO C10-C20	0.000	0	N.D.	ug/mL
2) H DRO C10-C25	0.000	0	N.D.	ug/mL
3) H DRO C10-C28	0.000	0	N.D.	ug/mL
5) H1 ORO C20-C34	0.000	0	N.D.	ug/mL
6) H1 ORO C25-C36	0.000	0	N.D.	ug/mL
7) H1 DRO C10-C36	0.000	0	N.D.	ug/mL
-----				

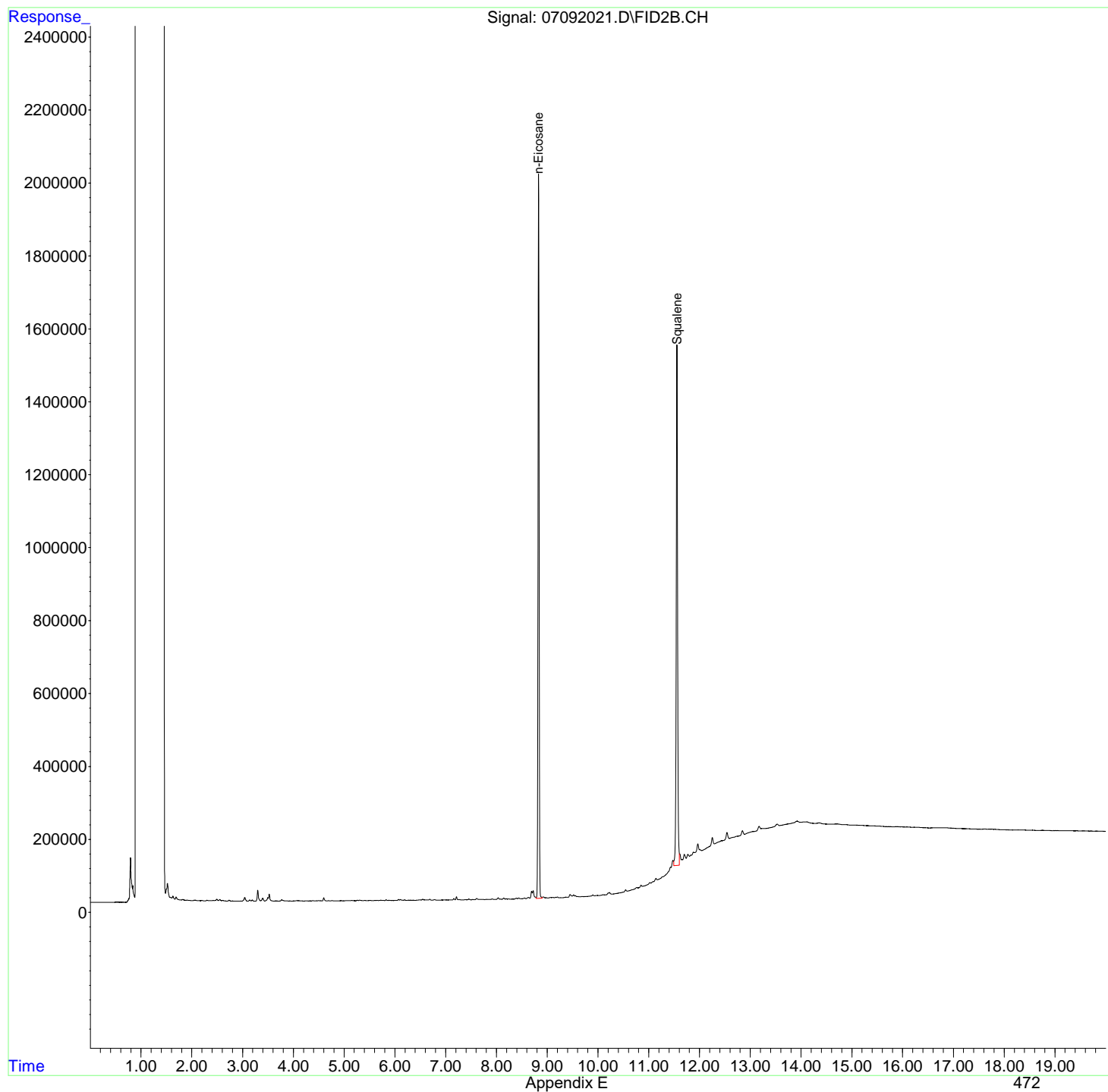
(f)=RT Delta > 1/2 Window

(m)=manual int.

Data Path : R:\2\DATA\070920\  
Data File : 07092021.D  
Signal(s) : FID2B.CH  
Acq On : 09 Jul 2020 8:39 pm  
Operator : GCSVOC-Dhiren  
Sample : CCB-070920-1  
Misc :  
ALS Vial : 2 Sample Multiplier: 1

Integration File: EVENTS.E  
Quant Time: Jul 10 09:06:18 2020  
Quant Method : Z:\HPCHEM\2\METHODS\022820DRO-ORO.M  
Quant Title : DRO-ORO 09-09-15 DRO/ORO  
QLast Update : Thu Jul 09 14:01:23 2020  
Response via : Initial Calibration  
Integrator: ChemStation 6890 Scale Mode: Large solvent peaks clipped

Volume Inj. :  
Signal Phase :  
Signal Info :



Data Path : R:\2\DATA\070920\  
 Data File : 07092022.D  
 Signal(s) : FID2B.CH  
 Acq On : 09 Jul 2020 9:07 pm  
 Operator : GCSVOC-Dhiren  
 Sample : CCV-DRO-070920-1  
 Misc :  
 ALS Vial : 4 Sample Multiplier: 1

Integration File: EVENTS.E  
 Quant Time: Jul 10 11:43:33 2020  
 Quant Method : Z:\HPCHEM\2\METHODS\022820DRO-ORO.M  
 Quant Title : DRO-ORO 09-09-15 DRO/ORO  
 QLast Update : Thu Jul 09 14:01:23 2020  
 Response via : Initial Calibration  
 Integrator: ChemStation 6890 Scale Mode: Large solvent peaks clipped

Volume Inj. :  
 Signal Phase :  
 Signal Info :

Min. RRF : 0.000 Min. Rel. Area : 50% Max. R.T. Dev 0.50min  
 Max. RRF Dev : 15% Max. Rel. Area : 150%

	Compound	Amount	Calc.	%Dev	Area%	Dev (Min)
1 H	DRO C10-C20	1000.000	1055.822	-5.6	0	0.00
2 H	DRO C10-C25	1000.000	1034.719	-3.5	0	0.00
3 H	DRO C10-C28	1000.000	986.977	1.3	0	0.00
5 H1	ORO C20-C34	1000.000	-91.031	109.1#	0	-9.23#
6 H1	ORO C25-C36	1000.000	-101.052	110.1#	0	-10.70#
7 H1	DRO C10-C36	1000.000	1085.383	-8.5	0	0.00
8 S1	Squalene	20.000	21.980	-9.9	0	0.00

Evaluate Continuing Calibration Report - Not Finds

4 S	n-Eicosane	10.000	0.000	100.0#	0	-8.83#
-----	------------	--------	-------	--------	---	--------

(#) = Out of Range

SPCC's out = 0 CCC's out = 0

Data Path : R:\2\DATA\070920\  
 Data File : 07092022.D  
 Signal(s) : FID2B.CH  
 Acq On : 09 Jul 2020 9:07 pm  
 Operator : GCSVOC-Dhiren  
 Sample : CCV-DRO-070920-1  
 Misc :  
 ALS Vial : 4 Sample Multiplier: 1

Integration File: EVENTS.E  
 Quant Time: Jul 10 11:43:33 2020  
 Quant Method : Z:\HPCHEM\2\METHODS\022820DRO-ORO.M  
 Quant Title : DRO-ORO 09-09-15 DRO/ORO  
 QLast Update : Thu Jul 09 14:01:23 2020  
 Response via : Initial Calibration  
 Integrator: ChemStation 6890 Scale Mode: Large solvent peaks clipped

Volume Inj. :  
 Signal Phase :  
 Signal Info :

Compound	R.T.	Response	Conc	Units
-----				
System Monitoring Compounds				
4) S n-Eicosane	0.000	0	N.D.	ug/mL
8) S1 Squalene	11.554	35929804	21.980	ug/mLm
Target Compounds				
1) H DRO C10-C20	5.050	1596162124	1055.822	ug/mLm
2) H DRO C10-C25	5.150	1819260150	1034.719	ug/mLm
3) H DRO C10-C28	6.850	1805517885	986.977	ug/mLm
5) H1 ORO C20-C34	0.000	0	N.D.	ug/mL
6) H1 ORO C25-C36	0.000	0	N.D.	ug/mL
7) H1 DRO C10-C36	8.400	2072837290	1085.383	ug/mLm
-----				

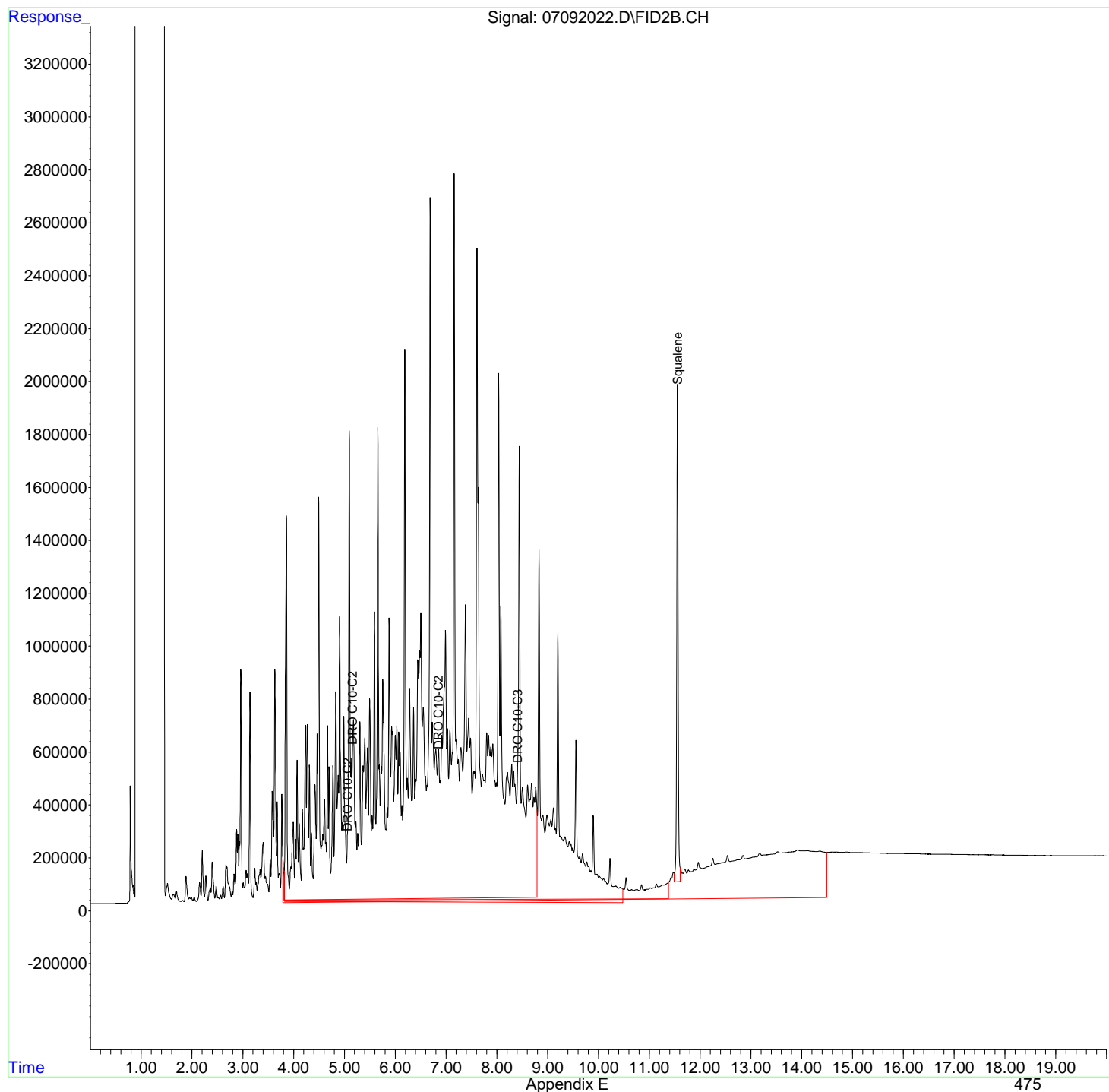
(f)=RT Delta > 1/2 Window

(m)=manual int.

Data Path : R:\2\DATA\070920\  
Data File : 07092022.D  
Signal(s) : FID2B.CH  
Acq On : 09 Jul 2020 9:07 pm  
Operator : GCSVOC-Dhiren  
Sample : CCV-DRO-070920-1  
Misc :  
ALS Vial : 4 Sample Multiplier: 1

Integration File: EVENTS.E  
Quant Time: Jul 10 11:43:33 2020  
Quant Method : Z:\HPCHEM\2\METHODS\022820DRO-ORO.M  
Quant Title : DRO-ORO 09-09-15 DRO/ORO  
QLast Update : Thu Jul 09 14:01:23 2020  
Response via : Initial Calibration  
Integrator: ChemStation 6890 Scale Mode: Large solvent peaks clipped

Volume Inj. :  
Signal Phase :  
Signal Info :



Data Path : R:\2\DATA\070920\  
 Data File : 07092033.D  
 Signal(s) : FID2B.CH  
 Acq On : 10 Jul 2020 2:11 am  
 Operator : GCSVOC-Dhiren  
 Sample : CCB-070920-2  
 Misc :  
 ALS Vial : 2 Sample Multiplier: 1

Integration File: EVENTS.E  
 Quant Time: Jul 10 12:08:24 2020  
 Quant Method : Z:\HPCHEM\2\METHODS\022820DRO-ORO.M  
 Quant Title : DRO-ORO 09-09-15 DRO/ORO  
 QLast Update : Thu Jul 09 14:01:23 2020  
 Response via : Initial Calibration  
 Integrator: ChemStation 6890 Scale Mode: Large solvent peaks clipped

Volume Inj. :  
 Signal Phase :  
 Signal Info :

Compound	R.T.	Response	Conc	Units
-----				
System Monitoring Compounds				
4) S n-Eicosane	8.828	30497783	15.823	ug/mL
8) S1 Squalene	11.553	26449021	15.981	ug/mLm
Target Compounds				
1) H DRO C10-C20	0.000	0	N.D.	ug/mL
2) H DRO C10-C25	0.000	0	N.D.	ug/mL
3) H DRO C10-C28	0.000	0	N.D.	ug/mL
5) H1 ORO C20-C34	0.000	0	N.D.	ug/mL
6) H1 ORO C25-C36	0.000	0	N.D.	ug/mL
7) H1 DRO C10-C36	0.000	0	N.D.	ug/mL
-----				

(f)=RT Delta > 1/2 Window

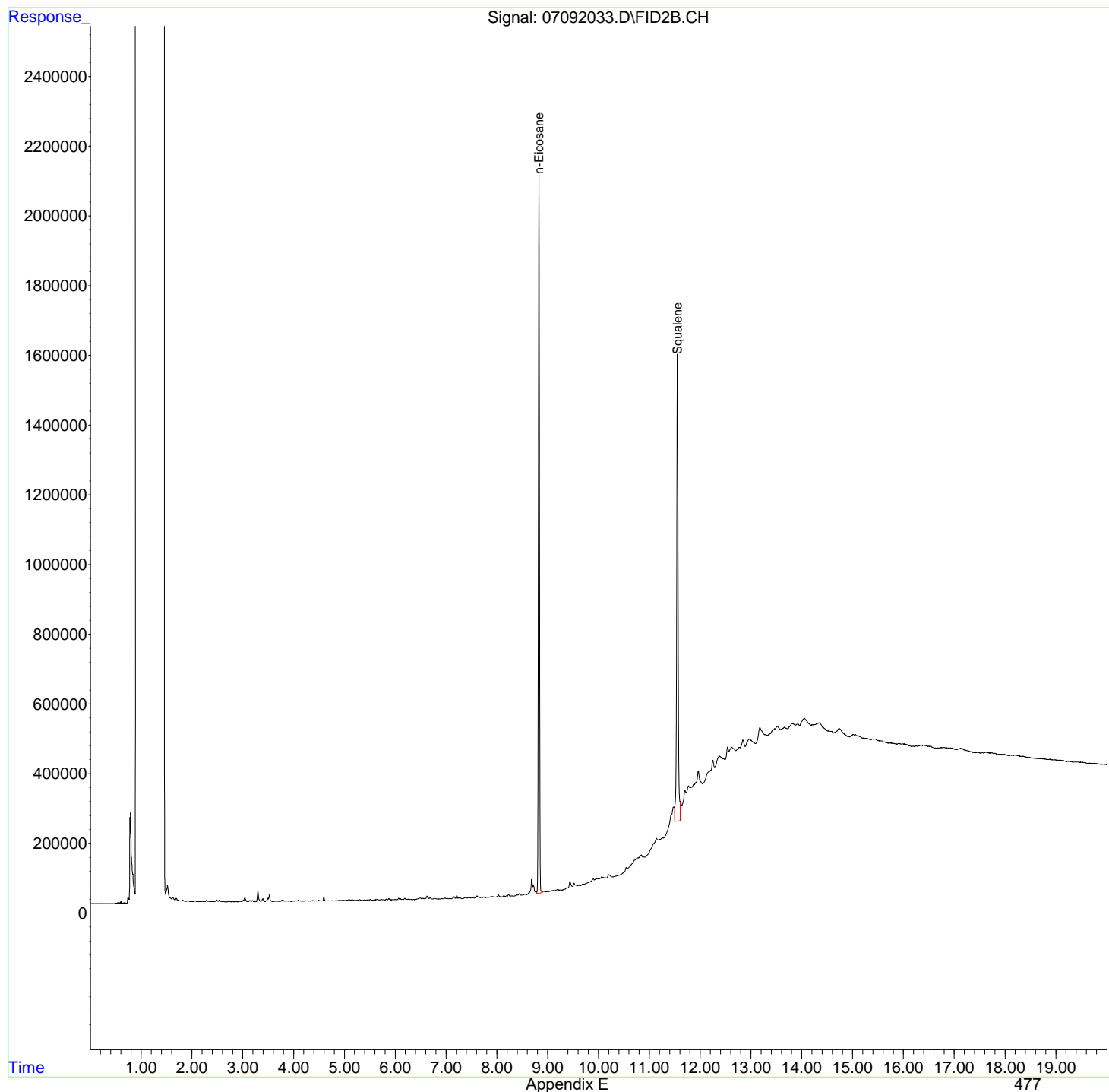
(m)=manual int.



Data Path : R:\2\DATA\070920\  
Data File : 07092033.D  
Signal(s) : FID2B.CH  
Acq On : 10 Jul 2020 2:11 am  
Operator : GCSVOC-Dhiren  
Sample : CCB-070920-2  
Misc :  
ALS Vial : 2 Sample Multiplier: 1

Integration File: EVENTS.E  
Quant Time: Jul 10 12:08:24 2020  
Quant Method : Z:\HPCHEM\2\METHODS\022820DRO-ORO.M  
Quant Title : DRO-ORO 09-09-15 DRO/ORO  
QLast Update : Thu Jul 09 14:01:23 2020  
Response via : Initial Calibration  
Integrator: ChemStation 6890 Scale Mode: Large solvent peaks clipped

Volume Inj. :  
Signal Phase :  
Signal Info :



Data Path : R:\2\DATA\070920\  
 Data File : 07092034.D  
 Signal(s) : FID2B.CH  
 Acq On : 10 Jul 2020 2:38 am  
 Operator : GCSVOC-Dhiren  
 Sample : CCV-DRO-070920-2  
 Misc :  
 ALS Vial : 4 Sample Multiplier: 1

Integration File: EVENTS.E  
 Quant Time: Jul 10 12:10:17 2020  
 Quant Method : Z:\HPCHEM\2\METHODS\022820DRO-ORO.M  
 Quant Title : DRO-ORO 09-09-15 DRO/ORO  
 QLast Update : Thu Jul 09 14:01:23 2020  
 Response via : Initial Calibration  
 Integrator: ChemStation 6890 Scale Mode: Large solvent peaks clipped

Volume Inj. :  
 Signal Phase :  
 Signal Info :

Min. RRF : 0.000 Min. Rel. Area : 50% Max. R.T. Dev 0.50min  
 Max. RRF Dev : 15% Max. Rel. Area : 150%

	Compound	Amount	Calc.	%Dev	Area%	Dev (Min)
1 H	DRO C10-C20	1000.000	1106.445	-10.6	0	0.00
2 H	DRO C10-C25	1000.000	1009.091	-0.9	0	0.00
3 H	DRO C10-C28	1000.000	996.733	0.3	0	0.00
5 H1	ORO C20-C34	1000.000	-92.687	109.3#	0	-9.23#
6 H1	ORO C25-C36	1000.000	-102.445	110.2#	0	-10.70#
7 H1	DRO C10-C36	1000.000	1136.327	-13.6	0	0.00
8 S1	Squalene	20.000	20.130	-0.6	0	0.00

Evaluate Continuing Calibration Report - Not Found

4 S	n-Eicosane	10.000	0.000	100.0#	0	-8.83#
5 H1	ORO C20-C34	1000.000	-92.687	109.3#	0	-9.23#
6 H1	ORO C25-C36	1000.000	-102.445	110.2#	0	-10.70#

(#) = Out of Range

SPCC's out = 0 CCC's out = 0

Data Path : R:\2\DATA\070920\  
 Data File : 07092034.D  
 Signal(s) : FID2B.CH  
 Acq On : 10 Jul 2020 2:38 am  
 Operator : GCSVOC-Dhiren  
 Sample : CCV-DRO-070920-2  
 Misc :  
 ALS Vial : 4 Sample Multiplier: 1

Integration File: EVENTS.E  
 Quant Time: Jul 10 12:10:17 2020  
 Quant Method : Z:\HPCHEM\2\METHODS\022820DRO-ORO.M  
 Quant Title : DRO-ORO 09-09-15 DRO/ORO  
 QLast Update : Thu Jul 09 14:01:23 2020  
 Response via : Initial Calibration  
 Integrator: ChemStation 6890 Scale Mode: Large solvent peaks clipped

Volume Inj. :  
 Signal Phase :  
 Signal Info :

Compound	R.T.	Response	Conc	Units
-----				
System Monitoring Compounds				
4) S n-Eicosane	0.000	0	N.D.	ug/mL
8) S1 Squalene	11.553	33006192	20.130	ug/mLm
Target Compounds				
1) H DRO C10-C20	5.050	1671527783	1106.445	ug/mLm
2) H DRO C10-C25	5.150	1774726305	1009.091	ug/mLm
3) H DRO C10-C28	6.850	1822725710	996.733	ug/mLm
5) H1 ORO C20-C34	0.000	0	N.D.	ug/mL
6) H1 ORO C25-C36	0.000	0	N.D.	ug/mL
7) H1 DRO C10-C36	8.400	2161061172	1136.327	ug/mLm
-----				

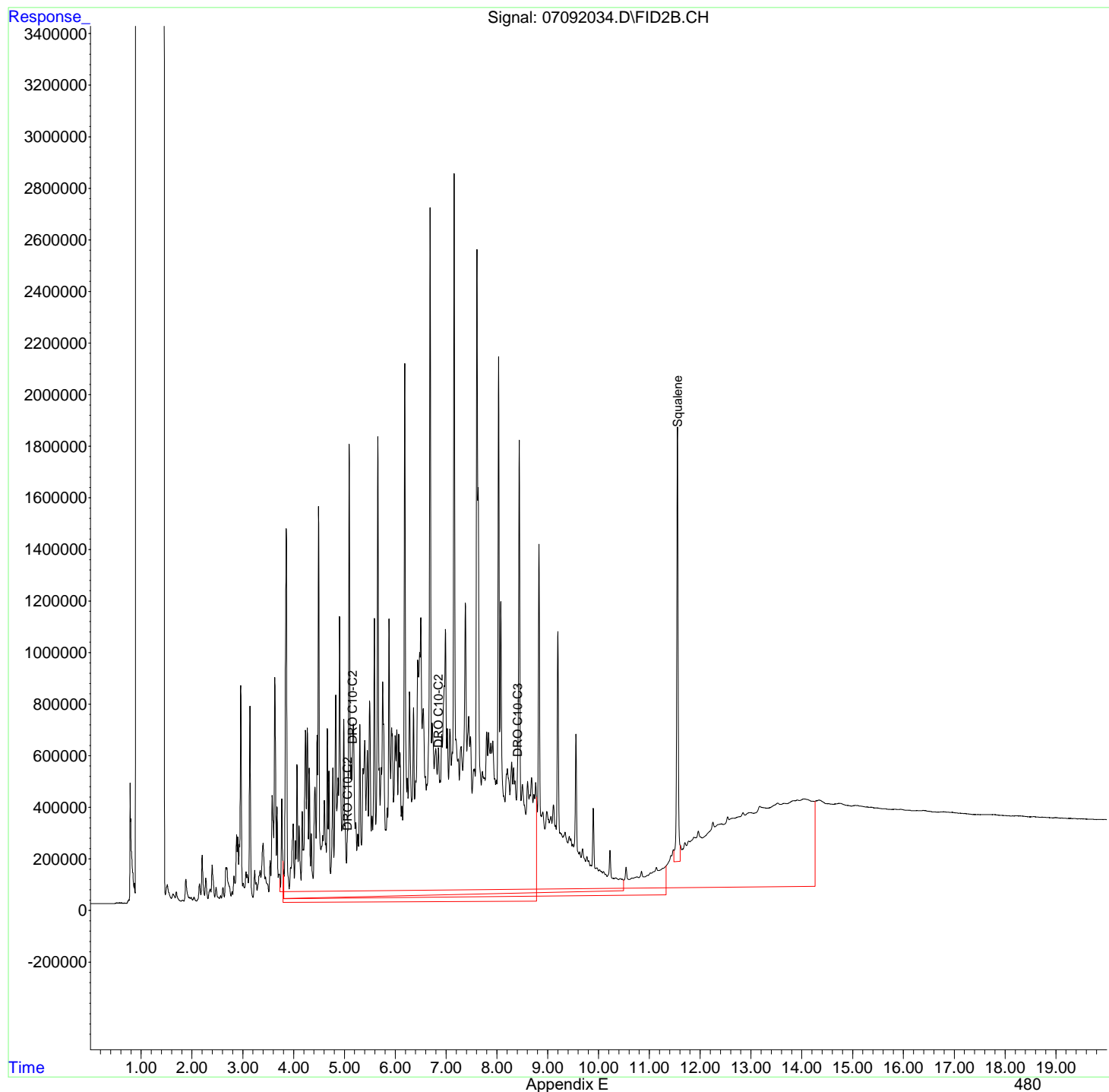
(f)=RT Delta > 1/2 Window

(m)=manual int.

Data Path : R:\2\DATA\070920\  
Data File : 07092034.D  
Signal(s) : FID2B.CH  
Acq On : 10 Jul 2020 2:38 am  
Operator : GCSVOC-Dhiren  
Sample : CCV-DRO-070920-2  
Misc :  
ALS Vial : 4 Sample Multiplier: 1

Integration File: EVENTS.E  
Quant Time: Jul 10 12:10:17 2020  
Quant Method : Z:\HPCHEM\2\METHODS\022820DRO-ORO.M  
Quant Title : DRO-ORO 09-09-15 DRO/ORO  
QLast Update : Thu Jul 09 14:01:23 2020  
Response via : Initial Calibration  
Integrator: ChemStation 6890 Scale Mode: Large solvent peaks clipped

Volume Inj. :  
Signal Phase :  
Signal Info :



Data Directory: R:\2\DATA\071620\

SampleName	MiscInfo	Vial	Multiplier	Injection Time
1) 0716200A.D PRIME		100	1.000	16 Jul 2020 8:32 am
2) 0716201B.D PRIME		100	1.000	16 Jul 2020 8:59 am
3) 0716202C.D PRIME		100	1.000	16 Jul 2020 9:27 am
4) 0716203D.D PRIME		100	1.000	16 Jul 2020 9:54 am
5) 0716204E.D PRIME		100	1.000	16 Jul 2020 10:22 am
6) 07162001.D RTX-071620		1	1.000	16 Jul 2020 10:49 am
7) 07162002.D CCB-071620		2	1.000	16 Jul 2020 11:16 am
8) 07162003.D CRQL-DRO-071620		3	1.000	16 Jul 2020 11:44 am
9) 07162004.D CCV-DRO-071620		4	1.000	16 Jul 2020 12:12 pm
10) 07162005.D CRQL-ORO-071620	Data not used	5	1.000	16 Jul 2020 12:40 pm
11) 07162006.D CCV-ORO-071620	Data not used	6	1.000	16 Jul 2020 1:07 pm
12) 07162007.D Rinse		7	1.000	16 Jul 2020 1:35 pm
13) 07162008.D CCV-ORO-071620A	Data not used	8	1.000	16 Jul 2020 2:02 pm
14) 07162009.D CCV-ORO-071620B	Data not used	9	1.000	16 Jul 2020 2:30 pm
15) 07162010.D MB-52015		10	1.000	16 Jul 2020 2:57 pm
16) 07162011.D LCS-52015		11	1.000	16 Jul 2020 3:25 pm
17) 07162012.D LCSD-52015		12	1.000	16 Jul 2020 3:52 pm
18) 07162013.D 2006583-006A		13	1.000	16 Jul 2020 4:20 pm
19) 07162014.D 2006583-006AMS		14	1.000	16 Jul 2020 4:47 pm
20) 07162015.D 2006583-006AMSD		15	1.000	16 Jul 2020 5:15 pm
21) 07162016.D 2006518-022A		16	1.000	16 Jul 2020 5:42 pm

22) 07162017.D 2006518-023A	17	1.000	16 Jul 2020	6:09 pm
23) 07162018.D 2006518-024A	18	1.000	16 Jul 2020	6:37 pm
24) 07162019.D 2006518-025A	19	1.000	16 Jul 2020	7:04 pm
25) 07162020.D 2006518-026A	20	1.000	16 Jul 2020	7:32 pm
26) 07162021.D 2006454-002A	21	1.000	16 Jul 2020	7:59 pm
27) 07162022.D 2006454-008A	22	1.000	16 Jul 2020	8:27 pm
28) 07162023.D 2006454-009A	23	1.000	16 Jul 2020	8:54 pm
29) 07162024.D 2006454-012A	24	1.000	16 Jul 2020	9:22 pm
30) 07162025.D Rinse	25	1.000	16 Jul 2020	9:49 pm
31) 07162026.D Rinse	25	1.000	16 Jul 2020	10:16 pm
32) 07162027.D CCCB-071620A	2	1.000	16 Jul 2020	10:43 pm
33) 07162028.D CCV-DRO-071620A	4	1.000	16 Jul 2020	11:11 pm
34) 07162029.D 2006583-001A	26	1.000	16 Jul 2020	11:38 pm
35) 07162030.D 2006583-003A	27	1.000	17 Jul 2020	12:05 am
36) 07162031.D 2006583-004A	28	1.000	17 Jul 2020	12:33 am
37) 07162032.D 2006583-005A	29	1.000	17 Jul 2020	1:00 am
38) 07162033.D 2006583-007A	30	1.000	17 Jul 2020	1:27 am
39) 07162034.D 2006583-008A	31	1.000	17 Jul 2020	1:54 am
40) 07162035.D 2006583-009A	32	1.000	17 Jul 2020	2:21 am
41) 07162036.D 2006583-010A	33	1.000	17 Jul 2020	2:48 am
42) 07162037.D 2006454-018A	34	1.000	17 Jul 2020	3:16 am
43) 07162038.D 2006583-002A	35	1.000	17 Jul 2020	3:43 am
44) 07162039.D Rinse	25	1.000	17 Jul 2020	4:10 am
45) 07162040.D				

Rinse	25	1.000	17 Jul 2020	4:37 am
-----				
46) 07162041.D				
CCCB-071620B	2	1.000	17 Jul 2020	5:04 am
-----				
47) 07162042.D				
CCV-DRO-071620B	4	1.000	17 Jul 2020	5:31 am
-----				

Data Path : R:\2\DATA\071620\  
 Data File : 07162001.D  
 Signal(s) : FID2B.CH  
 Acq On : 16 Jul 2020 10:49 am  
 Operator : GCSVOC-Dhiren  
 Sample : RTX-071620  
 Misc :  
 ALS Vial : 1 Sample Multiplier: 1

Integration File: EVENTS.E  
 Quant Time: Jul 16 11:38:27 2020  
 Quant Method : Z:\HPCHEM\2\METHODS\C10-40.M  
 Quant Title : Rentention Time C8-40  
 QLast Update : Wed Dec 18 10:37:38 2019  
 Response via : Initial Calibration  
 Integrator: ChemStation 6890 Scale Mode: Large solvent peaks clipped

Volume Inj. :  
 Signal Phase :  
 Signal Info :

	Compound	R.T.	Response	Conc Units
-----				
Target	Compounds			
1)	C8	2.394	174578816	2.132 ug/mL
2)	C10	3.841	174775502	147.494 ug/mL
3)	C12	5.095	175781648	152.611 ug/mL
4)	C14	6.188	176153481	155.295 ug/mL
5)	C16	7.160	177887932	160.062 ug/mL
6)	C18	8.036	180615709	163.655 ug/mL
7)	C20	8.831	181930657	164.421 ug/mL
8)	C22	9.559	182650565	161.920 ug/mL
9)	C24	10.229	179212110	154.715 ug/mL
10)	C25	10.545	162378166	156.097 ug/mL
11)	C26	10.849	172904244	144.619 ug/mL
12)	C28	11.426	157418837	126.815 ug/mL
13)	C30	11.969	132928972	107.033 ug/mL
14)	C32	12.541	101860574	85.623 ug/mL
15)	C34	13.173	74012172	66.925 ug/mL
16)	C36	13.920	49844793	54.076 ug/mL
17)	C38	14.891	32063302	45.549 ug/mL
18)	C40	16.280f	24690452	48.084 ug/mL
-----				

(f)=RT Delta > 1/2 Window

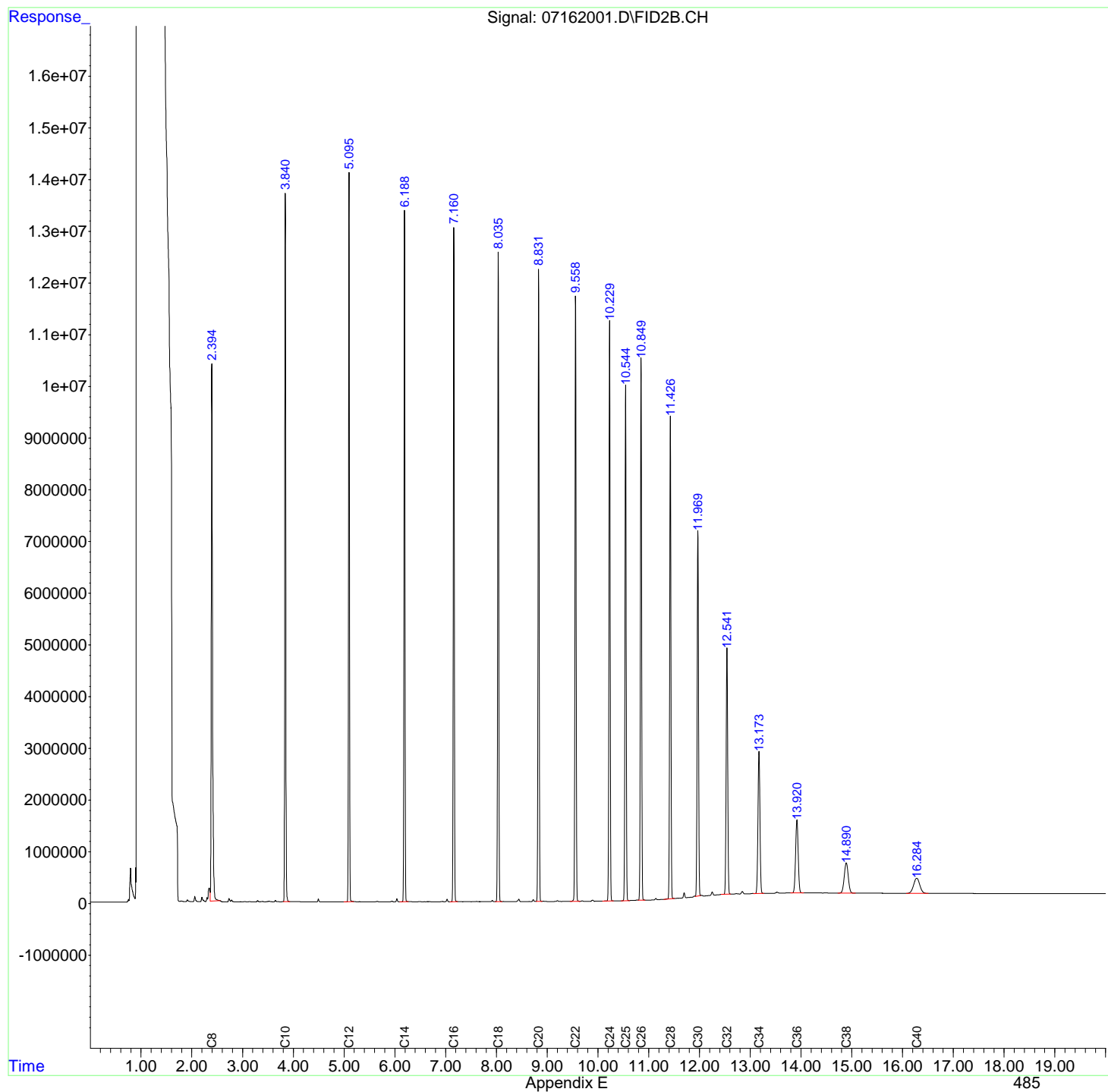
(m)=manual int.



Data Path : R:\2\DATA\071620\  
Data File : 07162001.D  
Signal(s) : FID2B.CH  
Acq On : 16 Jul 2020 10:49 am  
Operator : GCSVOC-Dhiren  
Sample : RTX-071620  
Misc :  
ALS Vial : 1 Sample Multiplier: 1

Integration File: EVENTS.E  
Quant Time: Jul 16 11:38:27 2020  
Quant Method : Z:\HPCHEM\2\METHODS\C10-40.M  
Quant Title : Rentention Time C8-40  
QLast Update : Wed Dec 18 10:37:38 2019  
Response via : Initial Calibration  
Integrator: ChemStation 6890 Scale Mode: Large solvent peaks clipped

Volume Inj. :  
Signal Phase :  
Signal Info :



Data Path : R:\2\DATA\071620\  
 Data File : 07162002.D  
 Signal(s) : FID2B.CH  
 Acq On : 16 Jul 2020 11:16 am  
 Operator : GCSVOC-Dhiren  
 Sample : CCB-071620  
 Misc :  
 ALS Vial : 2 Sample Multiplier: 1

Integration File: EVENTS.E  
 Quant Time: Jul 16 11:39:15 2020  
 Quant Method : Z:\HPCHEM\2\METHODS\022820DRO-ORO.M  
 Quant Title : DRO-ORO 09-09-15 DRO/ORO  
 QLast Update : Fri Feb 28 16:32:12 2020  
 Response via : Initial Calibration  
 Integrator: ChemStation 6890 Scale Mode: Large solvent peaks clipped

Volume Inj. :  
 Signal Phase :  
 Signal Info :

Compound	R.T.	Response	Conc	Units
-----				
System Monitoring Compounds				
4) S n-Eicosane	8.829	30939891	16.061	ug/mL
8) S1 Squalene	11.553	21369070	12.766	ug/mLm
Target Compounds				
1) H DRO C10-C20	0.000	0	N.D.	ug/mL
2) H DRO C10-C25	0.000	0	N.D.	ug/mL
3) H DRO C10-C28	0.000	0	N.D.	ug/mL
5) H1 ORO C20-C34	0.000	0	N.D.	ug/mL
6) H1 ORO C25-C36	0.000	0	N.D.	ug/mL
7) H1 DRO C10-C36	0.000	0	N.D.	ug/mL
-----				

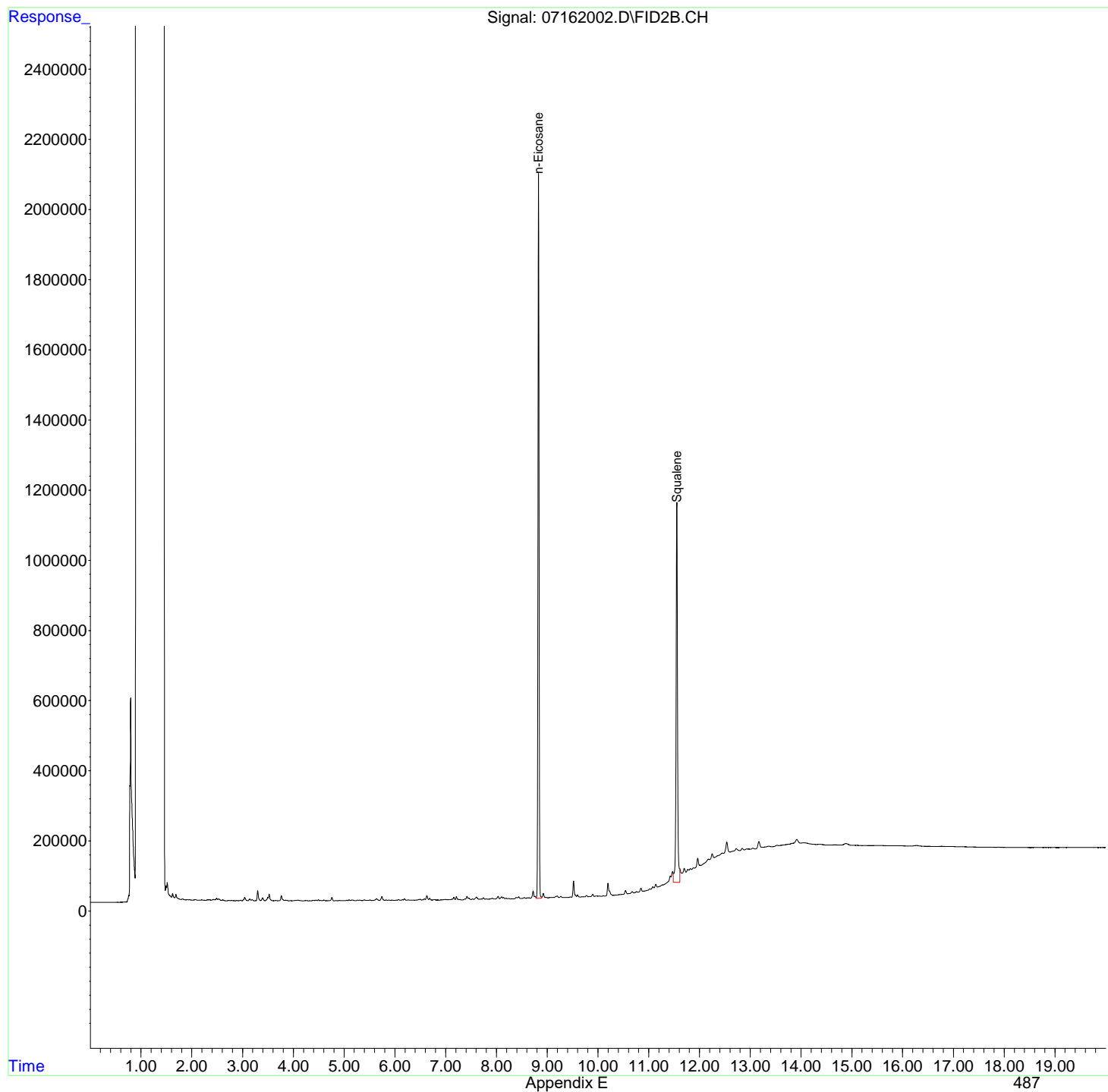
(f)=RT Delta > 1/2 Window

(m)=manual int.

Data Path : R:\2\DATA\071620\  
Data File : 07162002.D  
Signal(s) : FID2B.CH  
Acq On : 16 Jul 2020 11:16 am  
Operator : GCSVOC-Dhiren  
Sample : CCB-071620  
Misc :  
ALS Vial : 2 Sample Multiplier: 1

Integration File: EVENTS.E  
Quant Time: Jul 16 11:39:15 2020  
Quant Method : Z:\HPCHEM\2\METHODS\022820DRO-ORO.M  
Quant Title : DRO-ORO 09-09-15 DRO/ORO  
QLast Update : Fri Feb 28 16:32:12 2020  
Response via : Initial Calibration  
Integrator: ChemStation 6890 Scale Mode: Large solvent peaks clipped

Volume Inj. :  
Signal Phase :  
Signal Info :



Data Path : R:\2\DATA\071620\  
 Data File : 07162003.D  
 Signal(s) : FID2B.CH  
 Acq On : 16 Jul 2020 11:44 am  
 Operator : GCSVOC-Dhiren  
 Sample : CRQL-DRO-071620  
 Misc :  
 ALS Vial : 3 Sample Multiplier: 1

Integration File: EVENTS.E  
 Quant Time: Jul 16 12:12:10 2020  
 Quant Method : Z:\HPCHEM\2\METHODS\022820DRO-ORO.M  
 Quant Title : DRO-ORO 09-09-15 DRO/ORO  
 QLast Update : Fri Feb 28 16:32:12 2020  
 Response via : Initial Calibration  
 Integrator: ChemStation 6890 Scale Mode: Large solvent peaks clipped

Volume Inj. :  
 Signal Phase :  
 Signal Info :

Compound	R.T.	Response	Conc Units
-----			
System Monitoring Compounds			
4) S n-Eicosane	0.000	0	N.D. ug/mL
8) S1 Squalene	11.550	4410454	2.035 ug/mLm
Target Compounds			
1) H DRO C10-C20	5.050	91017284	44.820 ug/mLm
2) H DRO C10-C25	5.150	108641317	50.313 ug/mLm
3) H DRO C10-C28	6.850	124940270	51.489 ug/mLm
5) H1 ORO C20-C34	0.000	0	N.D. ug/mL
6) H1 ORO C25-C36	0.000	0	N.D. ug/mL
7) H1 DRO C10-C36	0.000	0	N.D. ug/mL
-----			

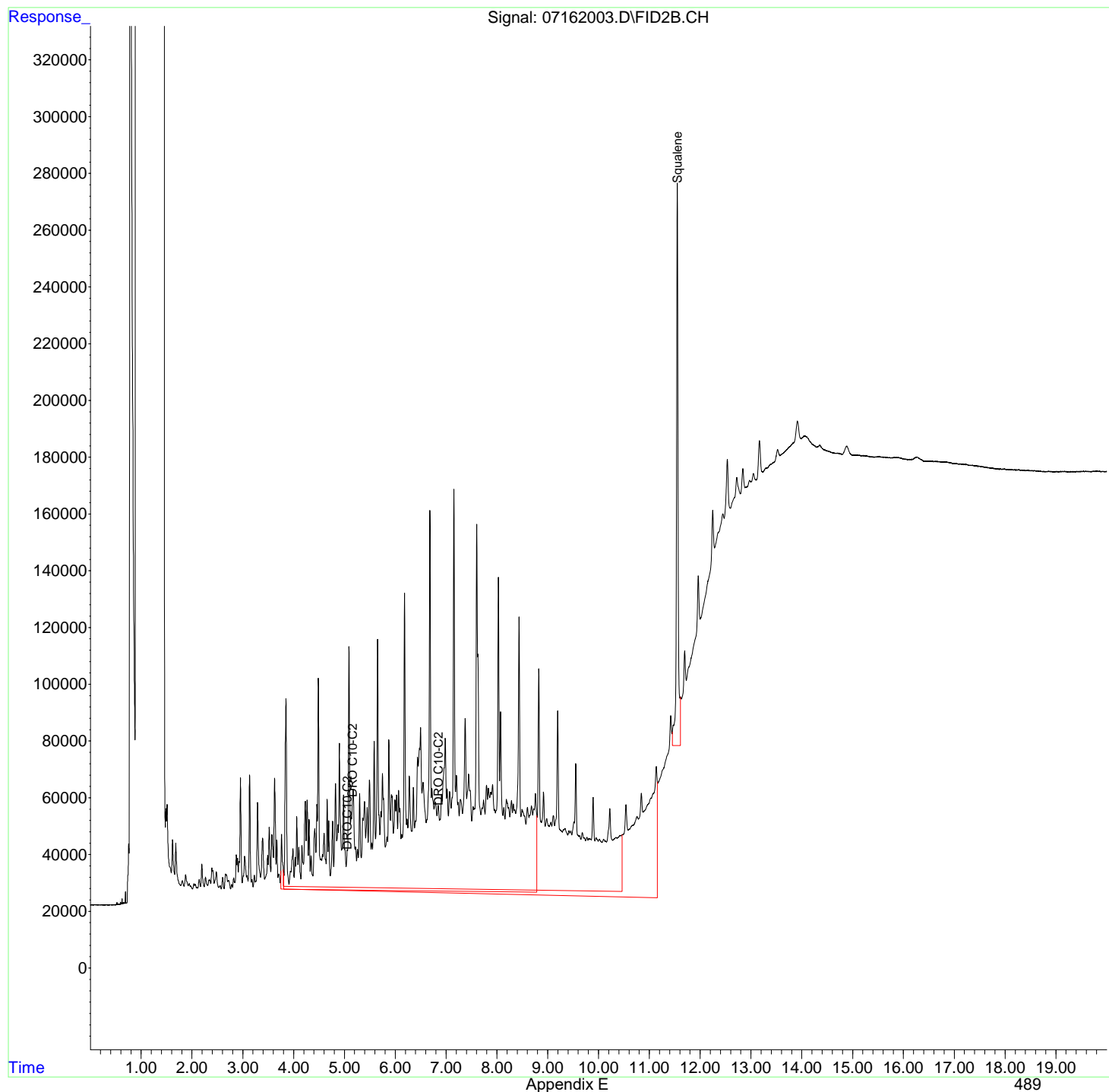
(f)=RT Delta > 1/2 Window

(m)=manual int.

Data Path : R:\2\DATA\071620\  
Data File : 07162003.D  
Signal(s) : FID2B.CH  
Acq On : 16 Jul 2020 11:44 am  
Operator : GCSVOC-Dhiren  
Sample : CRQL-DRO-071620  
Misc :  
ALS Vial : 3 Sample Multiplier: 1

Integration File: EVENTS.E  
Quant Time: Jul 16 12:12:10 2020  
Quant Method : Z:\HPCHEM\2\METHODS\022820DRO-ORO.M  
Quant Title : DRO-ORO 09-09-15 DRO/ORO  
QLast Update : Fri Feb 28 16:32:12 2020  
Response via : Initial Calibration  
Integrator: ChemStation 6890 Scale Mode: Large solvent peaks clipped

Volume Inj. :  
Signal Phase :  
Signal Info :



Data Path : R:\2\DATA\071620\  
 Data File : 07162004.D  
 Signal(s) : FID2B.CH  
 Acq On : 16 Jul 2020 12:12 pm  
 Operator : GCSVOC-Dhiren  
 Sample : CCV-DRO-071620  
 Misc :  
 ALS Vial : 4 Sample Multiplier: 1

Integration File: EVENTS.E  
 Quant Time: Jul 17 09:51:42 2020  
 Quant Method : Z:\HPCHEM\2\METHODS\022820DRO-ORO.M  
 Quant Title : DRO-ORO 09-09-15 DRO/ORO  
 QLast Update : Fri Feb 28 16:32:12 2020  
 Response via : Initial Calibration  
 Integrator: ChemStation 6890 Scale Mode: Large solvent peaks clipped

Volume Inj. :  
 Signal Phase :  
 Signal Info :

Min. RRF : 0.000 Min. Rel. Area : 50% Max. R.T. Dev 0.50min  
 Max. RRF Dev : 15% Max. Rel. Area : 150%

	Compound	Amount	Calc.	%Dev	Area%	Dev (Min)
1 H	DRO C10-C20	1000.000	990.750	0.9	0	0.00
2 H	DRO C10-C25	1000.000	941.180	5.9	0	0.00
3 H	DRO C10-C28	1000.000	952.039	4.8	0	0.00
7 H1	DRO C10-C36	1000.000	957.414	4.3	0	0.00
8 S1	Squalene	20.000	18.211	8.9	0	0.00

Evaluate Continuing Calibration Report - Not Found

4 S	n-Eicosane	10.000	0.000	100.0#	0	-8.83#
5 H1	ORO C20-C34	1000.000	0.000	100.0#	0	-9.23#
6 H1	ORO C25-C36	1000.000	0.000	100.0#	0	-10.70#

(#) = Out of Range

SPCC's out = 0 CCC's out = 0

Data Path : R:\2\DATA\071620\  
 Data File : 07162004.D  
 Signal(s) : FID2B.CH  
 Acq On : 16 Jul 2020 12:12 pm  
 Operator : GCSVOC-Dhiren  
 Sample : CCV-DRO-071620  
 Misc :  
 ALS Vial : 4 Sample Multiplier: 1

Integration File: EVENTS.E  
 Quant Time: Jul 17 09:51:42 2020  
 Quant Method : Z:\HPCHEM\2\METHODS\022820DRO-ORO.M  
 Quant Title : DRO-ORO 09-09-15 DRO/ORO  
 QLast Update : Fri Feb 28 16:32:12 2020  
 Response via : Initial Calibration  
 Integrator: ChemStation 6890 Scale Mode: Large solvent peaks clipped

Volume Inj. :  
 Signal Phase :  
 Signal Info :

Compound	R.T.	Response	Conc	Units
-----				
System Monitoring Compounds				
4) S n-Eicosane	0.000	0	N.D.	ug/mL
8) S1 Squalene	11.548	29973317	18.211	ug/mL
Target Compounds				
1) H DRO C10-C20	5.050	1499285013	990.750	ug/mLm
2) H DRO C10-C25	5.150	1656716228	941.180	ug/mLm
3) H DRO C10-C28	6.850	1723490793	952.039	ug/mLm
5) H1 ORO C20-C34	0.000	0	N.D.	ug/mL
6) H1 ORO C25-C36	0.000	0	N.D.	ug/mL
7) H1 DRO C10-C36	8.400	1851225246	957.414	ug/mLm
-----				

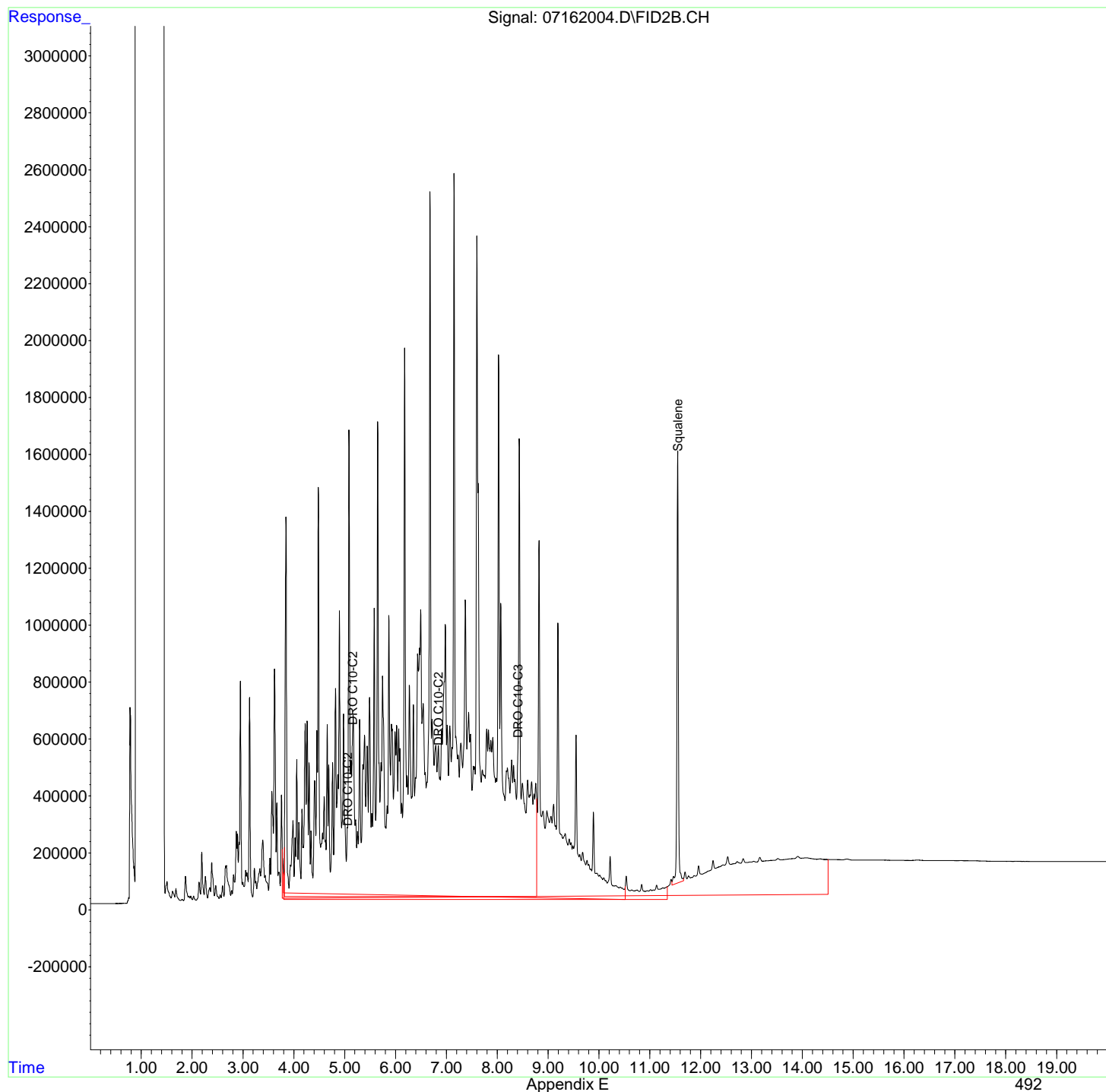
(f)=RT Delta > 1/2 Window

(m)=manual int.

Data Path : R:\2\DATA\071620\  
Data File : 07162004.D  
Signal(s) : FID2B.CH  
Acq On : 16 Jul 2020 12:12 pm  
Operator : GCSVOC-Dhiren  
Sample : CCV-DRO-071620  
Misc :  
ALS Vial : 4 Sample Multiplier: 1

Integration File: EVENTS.E  
Quant Time: Jul 17 09:51:42 2020  
Quant Method : Z:\HPCHEM\2\METHODS\022820DRO-ORO.M  
Quant Title : DRO-ORO 09-09-15 DRO/ORO  
QLast Update : Fri Feb 28 16:32:12 2020  
Response via : Initial Calibration  
Integrator: ChemStation 6890 Scale Mode: Large solvent peaks clipped

Volume Inj. :  
Signal Phase :  
Signal Info :





Data Path : R:\2\DATA\071620\  
 Data File : 07162010.D  
 Signal(s) : FID2B.CH  
 Acq On : 16 Jul 2020 2:57 pm  
 Operator : GCSVOC-Dhiren  
 Sample : MB-52015  
 Misc :  
 ALS Vial : 10 Sample Multiplier: 1

Integration File: EVENTS.E  
 Quant Time: Jul 16 15:20:01 2020  
 Quant Method : Z:\HPCHEM\2\METHODS\022820DRO-ORO.M  
 Quant Title : DRO-ORO 09-09-15 DRO/ORO  
 QLast Update : Fri Feb 28 16:32:12 2020  
 Response via : Initial Calibration  
 Integrator: ChemStation 6890 Scale Mode: Large solvent peaks clipped

Volume Inj. :  
 Signal Phase :  
 Signal Info :

Compound	R.T.	Response	Conc	Units
-----				
System Monitoring Compounds				
4) S n-Eicosane	8.827	33428196	17.401	ug/mL
8) S1 Squalene	11.553	29229596	17.740	ug/mL
Target Compounds				
1) H DRO C10-C20	0.000	0	N.D.	ug/mL
2) H DRO C10-C25	0.000	0	N.D.	ug/mL
3) H DRO C10-C28	0.000	0	N.D.	ug/mL
5) H1 ORO C20-C34	0.000	0	N.D.	ug/mL
6) H1 ORO C25-C36	0.000	0	N.D.	ug/mL
7) H1 DRO C10-C36	0.000	0	N.D.	ug/mL
-----				

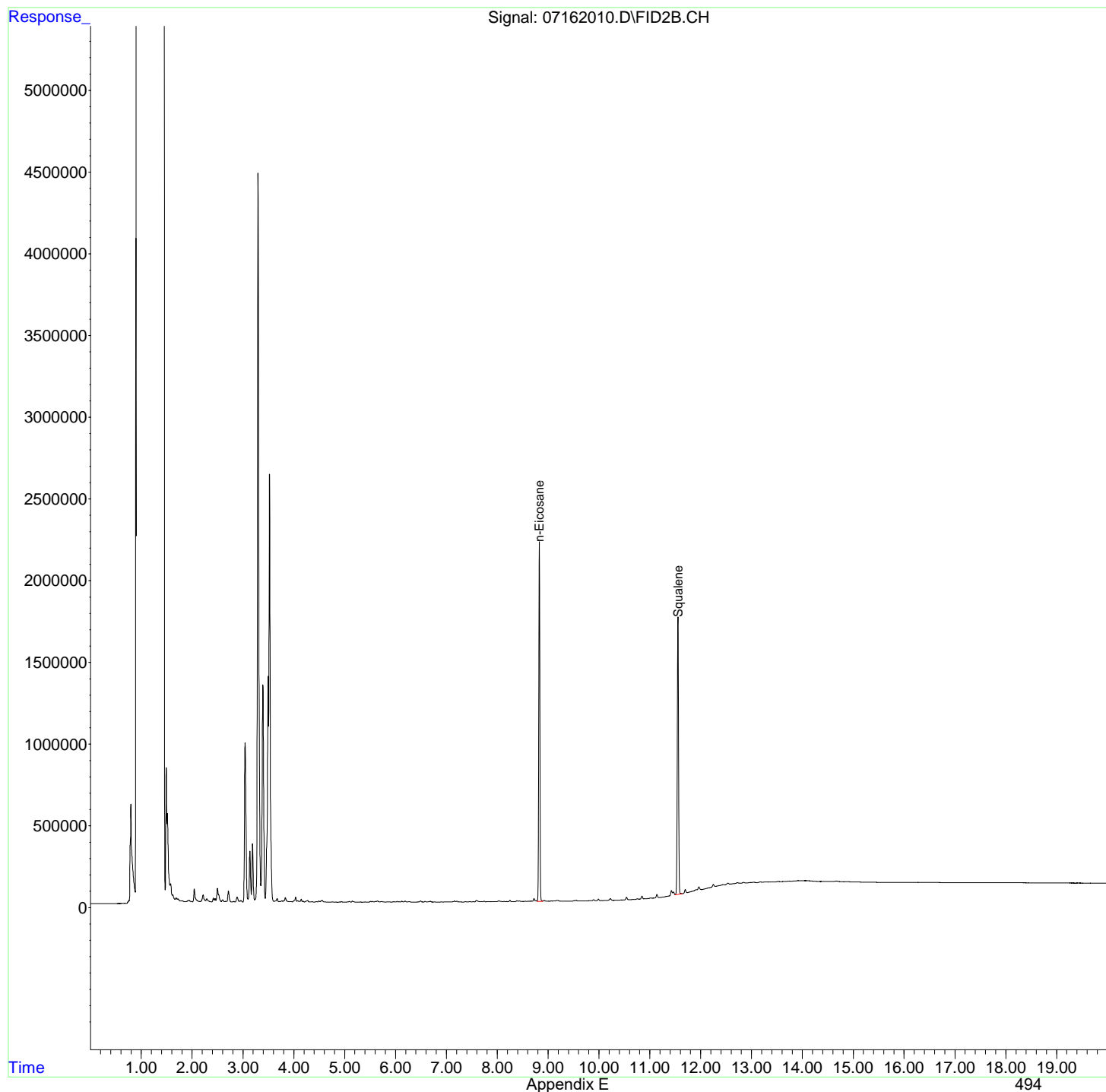
(f)=RT Delta > 1/2 Window

(m)=manual int.

Data Path : R:\2\DATA\071620\  
Data File : 07162010.D  
Signal(s) : FID2B.CH  
Acq On : 16 Jul 2020 2:57 pm  
Operator : GCSVOC-Dhiren  
Sample : MB-52015  
Misc :  
ALS Vial : 10 Sample Multiplier: 1

Integration File: EVENTS.E  
Quant Time: Jul 16 15:20:01 2020  
Quant Method : Z:\HPCHEM\2\METHODS\022820DRO-ORO.M  
Quant Title : DRO-ORO 09-09-15 DRO/ORO  
QLast Update : Fri Feb 28 16:32:12 2020  
Response via : Initial Calibration  
Integrator: ChemStation 6890 Scale Mode: Large solvent peaks clipped

Volume Inj. :  
Signal Phase :  
Signal Info :



Data Path : R:\2\DATA\071620\  
 Data File : 07162011.D  
 Signal(s) : FID2B.CH  
 Acq On : 16 Jul 2020 3:25 pm  
 Operator : GCSVOC-Dhiren  
 Sample : LCS-52015  
 Misc :  
 ALS Vial : 11 Sample Multiplier: 1

Integration File: EVENTS.E  
 Quant Time: Jul 17 09:56:02 2020  
 Quant Method : Z:\HPCHEM\2\METHODS\022820DRO-ORO.M  
 Quant Title : DRO-ORO 09-09-15 DRO/ORO  
 QLast Update : Fri Feb 28 16:32:12 2020  
 Response via : Initial Calibration  
 Integrator: ChemStation 6890 Scale Mode: Large solvent peaks clipped

Volume Inj. :  
 Signal Phase :  
 Signal Info :

Compound	R.T.	Response	Conc Units
-----			
System Monitoring Compounds			
4) S n-Eicosane	8.828	31676799	16.458 ug/mLm
8) S1 Squalene	11.554	22477669	13.468 ug/mL
Target Compounds			
1) H DRO C10-C20	5.050	626475781	404.486 ug/mLm
2) H DRO C10-C25	5.150	813713356	456.059 ug/mLm
3) H DRO C10-C28	6.850	940730032	511.067 ug/mLm
5) H1 ORO C20-C34	9.230	643692212	507.428 ug/mLm
6) H1 ORO C25-C36	10.700	646880361	404.825 ug/mLm
7) H1 DRO C10-C36	0.000	0	N.D. ug/mL
-----			

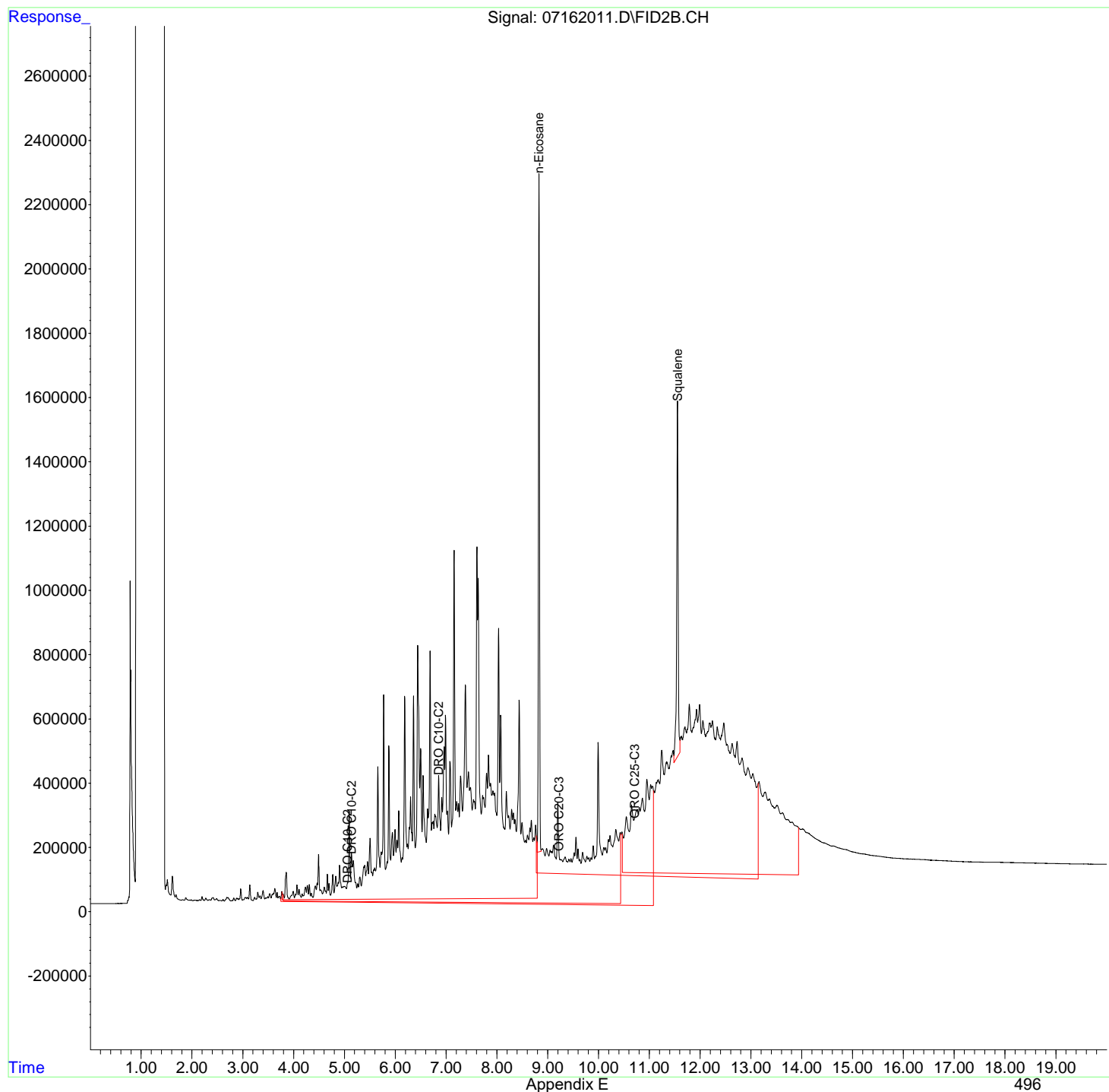
(f)=RT Delta > 1/2 Window

(m)=manual int.

Data Path : R:\2\DATA\071620\  
Data File : 07162011.D  
Signal(s) : FID2B.CH  
Acq On : 16 Jul 2020 3:25 pm  
Operator : GCSVOC-Dhiren  
Sample : LCS-52015  
Misc :  
ALS Vial : 11 Sample Multiplier: 1

Integration File: EVENTS.E  
Quant Time: Jul 17 09:56:02 2020  
Quant Method : Z:\HPCHEM\2\METHODS\022820DRO-ORO.M  
Quant Title : DRO-ORO 09-09-15 DRO/ORO  
QLast Update : Fri Feb 28 16:32:12 2020  
Response via : Initial Calibration  
Integrator: ChemStation 6890 Scale Mode: Large solvent peaks clipped

Volume Inj. :  
Signal Phase :  
Signal Info :



Data Path : R:\2\DATA\071620\  
 Data File : 07162012.D  
 Signal(s) : FID2B.CH  
 Acq On : 16 Jul 2020 3:52 pm  
 Operator : GCSVOC-Dhiren  
 Sample : LCSD-52015  
 Misc :  
 ALS Vial : 12 Sample Multiplier: 1

Integration File: EVENTS.E  
 Quant Time: Jul 17 09:57:49 2020  
 Quant Method : Z:\HPCHEM\2\METHODS\022820DRO-ORO.M  
 Quant Title : DRO-ORO 09-09-15 DRO/ORO  
 QLast Update : Fri Feb 28 16:32:12 2020  
 Response via : Initial Calibration  
 Integrator: ChemStation 6890 Scale Mode: Large solvent peaks clipped

Volume Inj. :  
 Signal Phase :  
 Signal Info :

Compound	R.T.	Response	Conc Units
-----			
System Monitoring Compounds			
4) S n-Eicosane	8.825	34403190	17.927 ug/mLm
8) S1 Squalene	11.551	22116067	13.239 ug/mL
Target Compounds			
1) H DRO C10-C20	5.050	712599959	462.335 ug/mLm
2) H DRO C10-C25	5.150	867013110	486.732 ug/mLm
3) H DRO C10-C28	6.850	972500784	528.966 ug/mLm
5) H1 ORO C20-C34	9.230	592973200	460.206 ug/mLm
6) H1 ORO C25-C36	10.700	641091610	400.291 ug/mLm
7) H1 DRO C10-C36	0.000	0	N.D. ug/mL
-----			

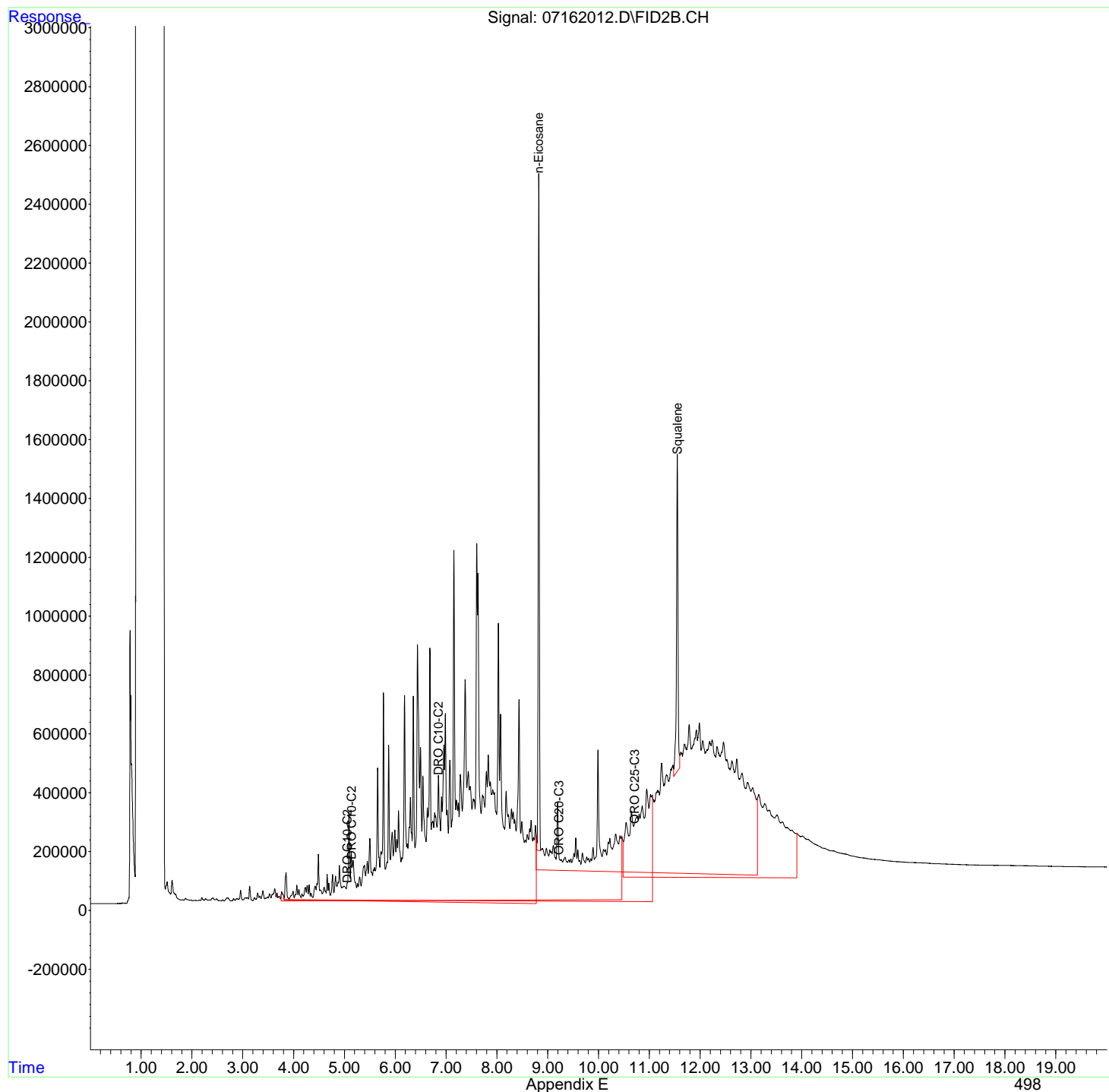
(f)=RT Delta > 1/2 Window

(m)=manual int.

Data Path : R:\2\DATA\071620\  
Data File : 07162012.D  
Signal(s) : FID2B.CH  
Acq On : 16 Jul 2020 3:52 pm  
Operator : GCSVOC-Dhiren  
Sample : LCSD-52015  
Misc :  
ALS Vial : 12 Sample Multiplier: 1

Integration File: EVENTS.E  
Quant Time: Jul 17 09:57:49 2020  
Quant Method : Z:\HPCHEM\2\METHODS\022820DRO-ORO.M  
Quant Title : DRO-ORO 09-09-15 DRO/ORO  
QLast Update : Fri Feb 28 16:32:12 2020  
Response via : Initial Calibration  
Integrator: ChemStation 6890 Scale Mode: Large solvent peaks clipped

Volume Inj. :  
Signal Phase :  
Signal Info :



Data Path : R:\2\DATA\071620\  
 Data File : 07162013.D  
 Signal(s) : FID2B.CH  
 Acq On : 16 Jul 2020 4:20 pm  
 Operator : GCSVOC-Dhiren  
 Sample : 2006583-006A  
 Misc :  
 ALS Vial : 13 Sample Multiplier: 1

Integration File: EVENTS.E  
 Quant Time: Jul 17 09:59:33 2020  
 Quant Method : Z:\HPCHEM\2\METHODS\022820DRO-ORO.M  
 Quant Title : DRO-ORO 09-09-15 DRO/ORO  
 QLast Update : Fri Feb 28 16:32:12 2020  
 Response via : Initial Calibration  
 Integrator: ChemStation 6890 Scale Mode: Large solvent peaks clipped

Volume Inj. :  
 Signal Phase :  
 Signal Info :

Compound	R.T.	Response	Conc	Units
-----				
System Monitoring Compounds				
4) S n-Eicosane	8.828	35012446	18.255	ug/mL
8) S1 Squalene	11.553	30676459	18.656	ug/mLm
Target Compounds				
1) H DRO C10-C20	0.000	0	N.D.	ug/mL
2) H DRO C10-C25	0.000	0	N.D.	ug/mL
3) H DRO C10-C28	0.000	0	N.D.	ug/mL
5) H1 ORO C20-C34	9.230	711175426	570.259	ug/mLm
6) H1 ORO C25-C36	10.700	735203551	473.994	ug/mLm
7) H1 DRO C10-C36	0.000	0	N.D.	ug/mL
-----				

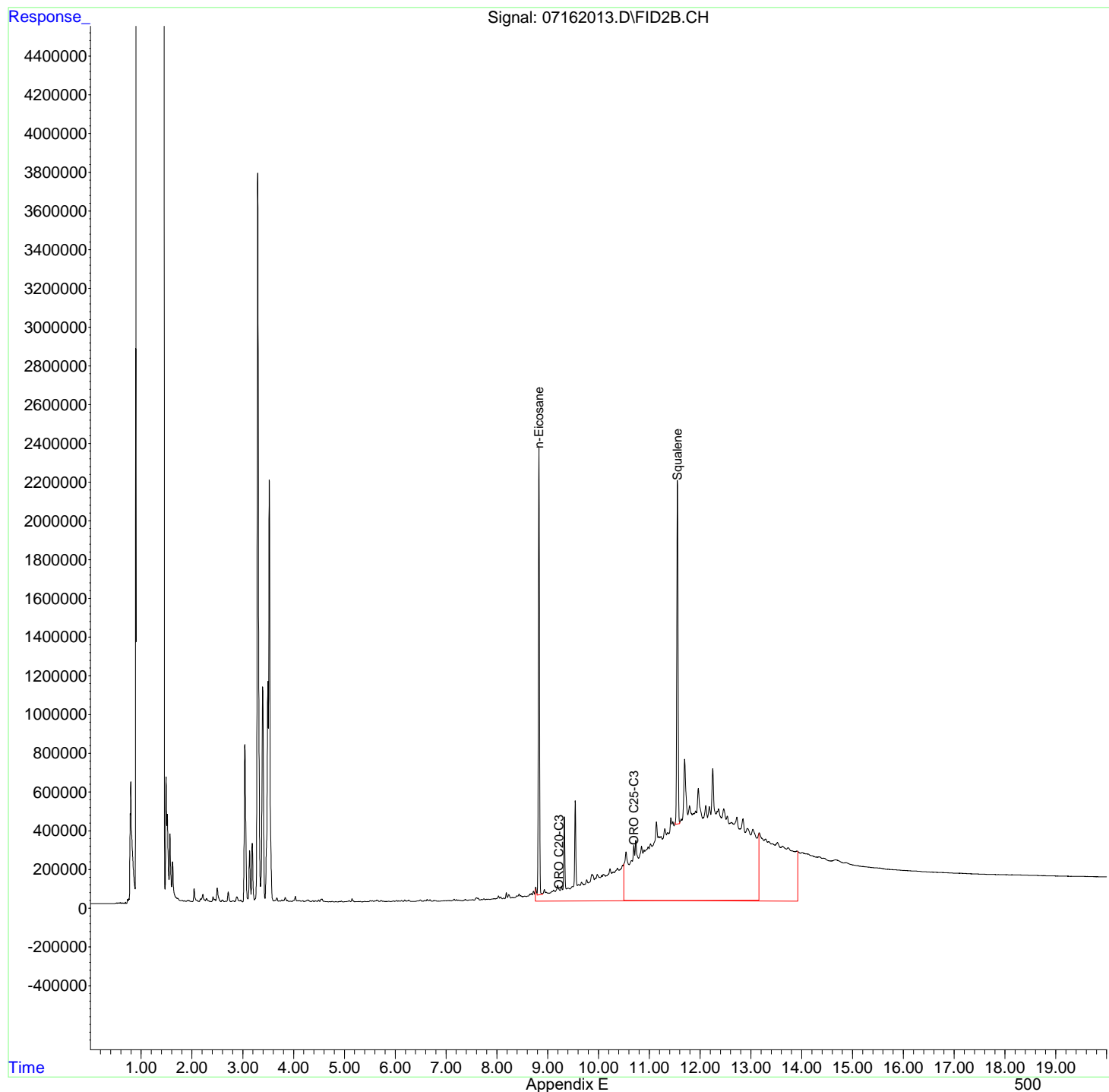
(f)=RT Delta > 1/2 Window

(m)=manual int.

Data Path : R:\2\DATA\071620\  
Data File : 07162013.D  
Signal(s) : FID2B.CH  
Acq On : 16 Jul 2020 4:20 pm  
Operator : GCSVOC-Dhiren  
Sample : 2006583-006A  
Misc :  
ALS Vial : 13 Sample Multiplier: 1

Integration File: EVENTS.E  
Quant Time: Jul 17 09:59:33 2020  
Quant Method : Z:\HPCHEM\2\METHODS\022820DRO-ORO.M  
Quant Title : DRO-ORO 09-09-15 DRO/ORO  
QLast Update : Fri Feb 28 16:32:12 2020  
Response via : Initial Calibration  
Integrator: ChemStation 6890 Scale Mode: Large solvent peaks clipped

Volume Inj. :  
Signal Phase :  
Signal Info :





Data Path : R:\2\DATA\071620\  
 Data File : 07162014.D  
 Signal(s) : FID2B.CH  
 Acq On : 16 Jul 2020 4:47 pm  
 Operator : GCSVOC-Dhiren  
 Sample : 2006583-006AMS  
 Misc :  
 ALS Vial : 14 Sample Multiplier: 1

Integration File: EVENTS.E  
 Quant Time: Jul 17 10:03:32 2020  
 Quant Method : Z:\HPCHEM\2\METHODS\022820DRO-ORO.M  
 Quant Title : DRO-ORO 09-09-15 DRO/ORO  
 QLast Update : Fri Feb 28 16:32:12 2020  
 Response via : Initial Calibration  
 Integrator: ChemStation 6890 Scale Mode: Large solvent peaks clipped

Volume Inj. :  
 Signal Phase :  
 Signal Info :

Compound	R.T.	Response	Conc Units
-----			
System Monitoring Compounds			
4) S n-Eicosane	8.827	44543287	23.388 ug/mLm
8) S1 Squalene	11.554	33782922	20.622 ug/mLm
Target Compounds			
1) H DRO C10-C20	5.050	836781572	545.748 ug/mLm
2) H DRO C10-C25	5.150	1082245373	610.591 ug/mLm
3) H DRO C10-C28	6.850	1182470914	647.253 ug/mLm
5) H1 ORO C20-C34	9.230	1107649269	939.398 ug/mLm
6) H1 ORO C25-C36	10.700	1264296946	888.346 ug/mLm
7) H1 DRO C10-C36	0.000	0	N.D. ug/mL
-----			

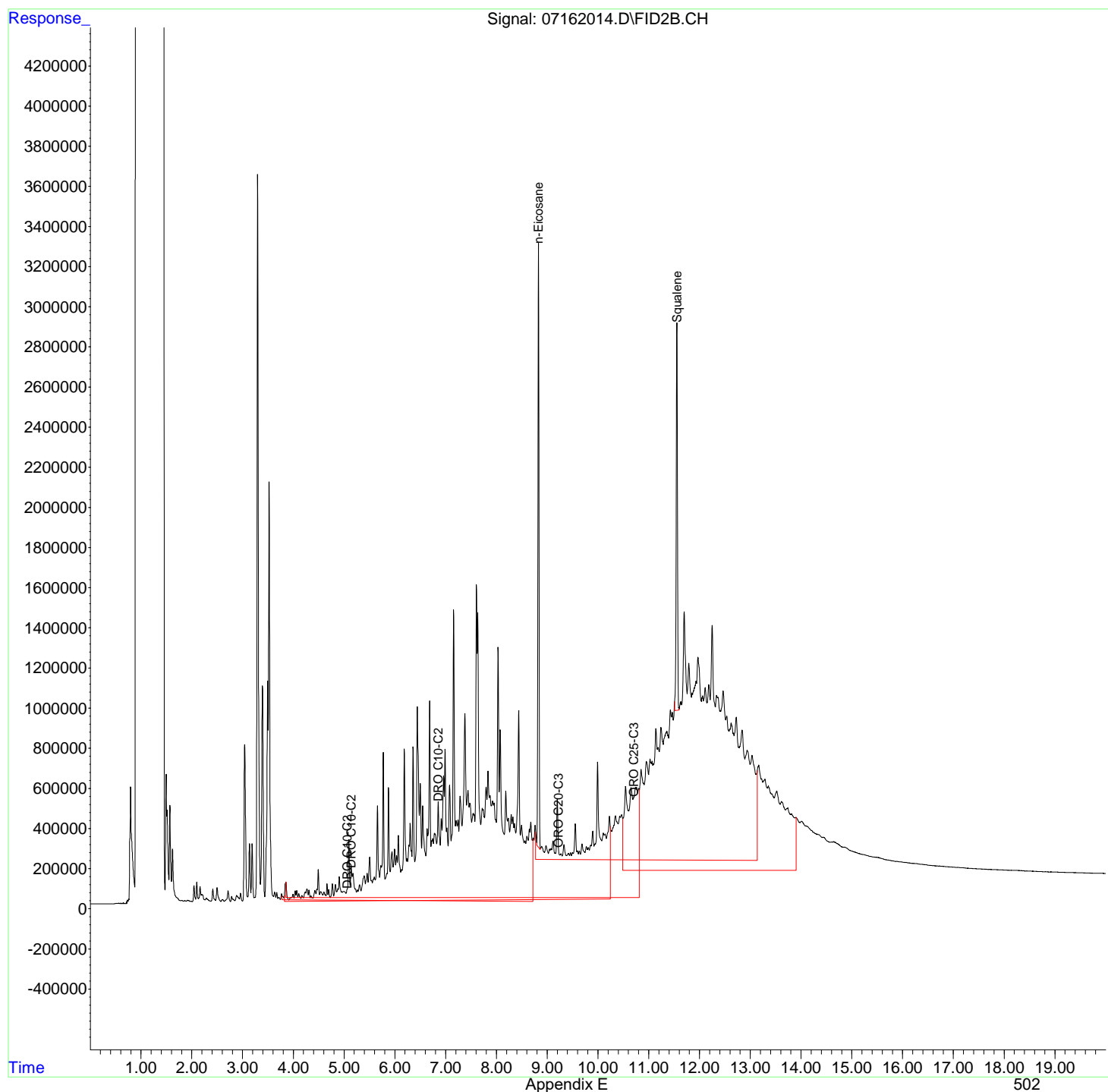
(f)=RT Delta > 1/2 Window

(m)=manual int.

Data Path : R:\2\DATA\071620\  
Data File : 07162014.D  
Signal(s) : FID2B.CH  
Acq On : 16 Jul 2020 4:47 pm  
Operator : GCSVOC-Dhiren  
Sample : 2006583-006AMS  
Misc :  
ALS Vial : 14 Sample Multiplier: 1

Integration File: EVENTS.E  
Quant Time: Jul 17 10:03:32 2020  
Quant Method : Z:\HPCHEM\2\METHODS\022820DRO-ORO.M  
Quant Title : DRO-ORO 09-09-15 DRO/ORO  
QLast Update : Fri Feb 28 16:32:12 2020  
Response via : Initial Calibration  
Integrator: ChemStation 6890 Scale Mode: Large solvent peaks clipped

Volume Inj. :  
Signal Phase :  
Signal Info :



Data Path : R:\2\DATA\071620\  
 Data File : 07162015.D  
 Signal(s) : FID2B.CH  
 Acq On : 16 Jul 2020 5:15 pm  
 Operator : GCSVOC-Dhiren  
 Sample : 2006583-006AMSD  
 Misc :  
 ALS Vial : 15 Sample Multiplier: 1

Integration File: EVENTS.E  
 Quant Time: Jul 17 10:08:40 2020  
 Quant Method : Z:\HPCHEM\2\METHODS\022820DRO-ORO.M  
 Quant Title : DRO-ORO 09-09-15 DRO/ORO  
 QLast Update : Fri Feb 28 16:32:12 2020  
 Response via : Initial Calibration  
 Integrator: ChemStation 6890 Scale Mode: Large solvent peaks clipped

Volume Inj. :  
 Signal Phase :  
 Signal Info :

Compound	R.T.	Response	Conc Units
-----			
System Monitoring Compounds			
4) S n-Eicosane	8.828	45838546	24.086 ug/mLm
8) S1 Squalene	11.554	32336675	19.706 ug/mLm
Target Compounds			
1) H DRO C10-C20	5.050	918151531	600.404 ug/mLm
2) H DRO C10-C25	5.150	1171200812	661.782 ug/mLm
3) H DRO C10-C28	6.850	1350154487	741.718 ug/mLm
5) H1 ORO C20-C34	9.230	1117052577	948.153 ug/mLm
6) H1 ORO C25-C36	10.700	1226019882	858.369 ug/mLm
7) H1 DRO C10-C36	0.000	0	N.D. ug/mL
-----			

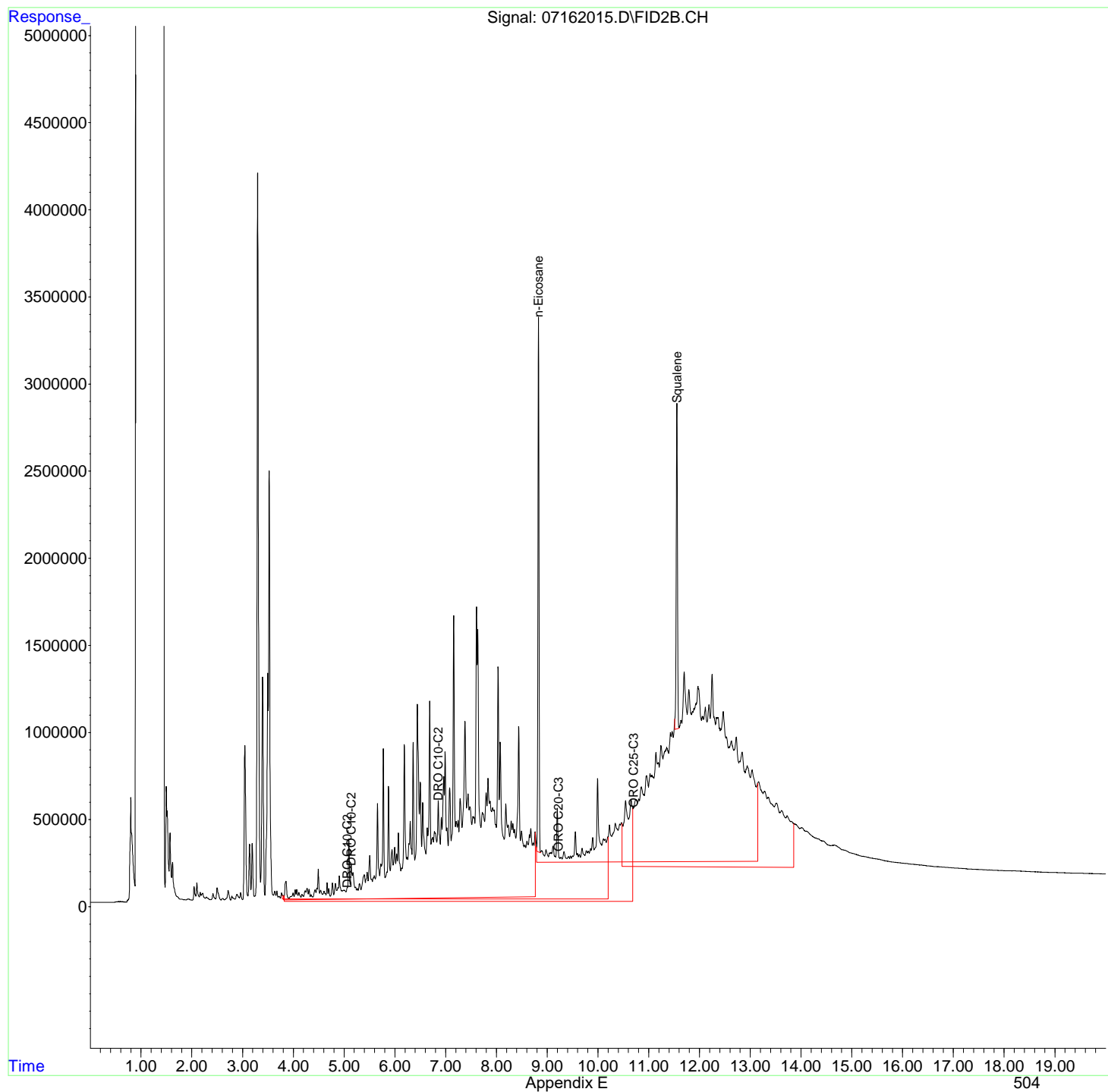
(f)=RT Delta > 1/2 Window

(m)=manual int.

Data Path : R:\2\DATA\071620\  
Data File : 07162015.D  
Signal(s) : FID2B.CH  
Acq On : 16 Jul 2020 5:15 pm  
Operator : GCSVOC-Dhiren  
Sample : 2006583-006AMSD  
Misc :  
ALS Vial : 15 Sample Multiplier: 1

Integration File: EVENTS.E  
Quant Time: Jul 17 10:08:40 2020  
Quant Method : Z:\HPCHEM\2\METHODS\022820DRO-ORO.M  
Quant Title : DRO-ORO 09-09-15 DRO/ORO  
QLast Update : Fri Feb 28 16:32:12 2020  
Response via : Initial Calibration  
Integrator: ChemStation 6890 Scale Mode: Large solvent peaks clipped

Volume Inj. :  
Signal Phase :  
Signal Info :



Data Path : R:\2\DATA\071620\  
 Data File : 07162021.D  
 Signal(s) : FID2B.CH  
 Acq On : 16 Jul 2020 7:59 pm  
 Operator : GCSVOC-Dhiren  
 Sample : 2006454-002A  
 Misc :  
 ALS Vial : 21 Sample Multiplier: 1

Integration File: EVENTS.E  
 Quant Time: Jul 17 10:41:36 2020  
 Quant Method : Z:\HPCHEM\2\METHODS\022820DRO-ORO.M  
 Quant Title : DRO-ORO 09-09-15 DRO/ORO  
 QLast Update : Fri Feb 28 16:32:12 2020  
 Response via : Initial Calibration  
 Integrator: ChemStation 6890 Scale Mode: Large solvent peaks clipped

Volume Inj. :  
 Signal Phase :  
 Signal Info :

Compound	R.T.	Response	Conc Units
-----			
System Monitoring Compounds			
4) S n-Eicosane	8.853	28867818	14.945 ug/mLm
8) S1 Squalene	11.556	52528874	32.484 ug/mLm
Target Compounds			
1) H DRO C10-C20	0.000	0	N.D. ug/mL
2) H DRO C10-C25	0.000	0	N.D. ug/mL
3) H DRO C10-C28	6.850	16427244981	9235.455 ug/mLm
5) H1 ORO C20-C34	9.230	19648134924	18201.613 ug/mLm
6) H1 ORO C25-C36	10.700	10856983851	8400.718 ug/mLm
7) H1 DRO C10-C36	0.000	0	N.D. ug/mL
-----			

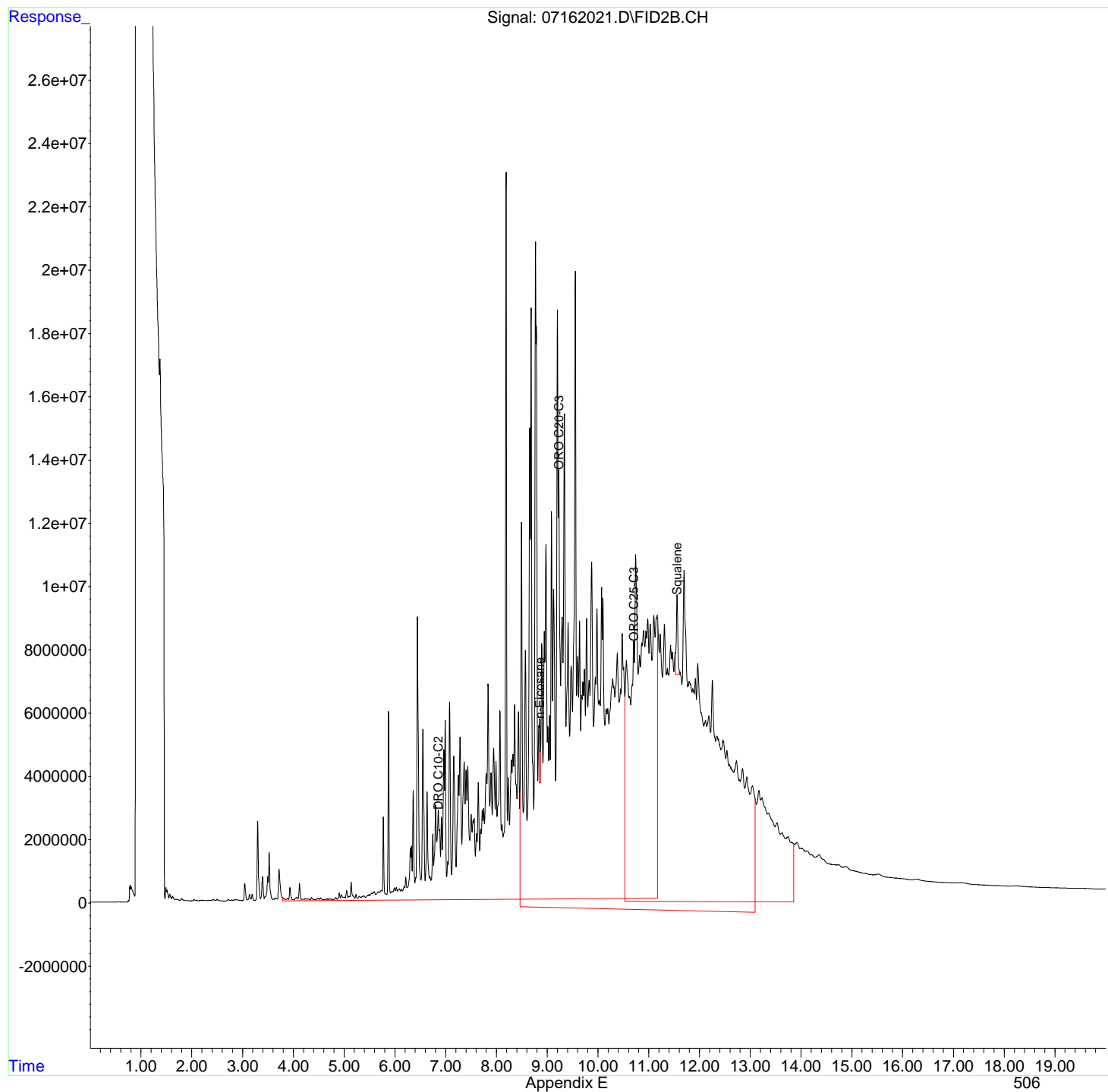
(f)=RT Delta > 1/2 Window

(m)=manual int.

Data Path : R:\2\DATA\071620\  
Data File : 07162021.D  
Signal(s) : FID2B.CH  
Acq On : 16 Jul 2020 7:59 pm  
Operator : GCSVOC-Dhiren  
Sample : 2006454-002A  
Misc :  
ALS Vial : 21 Sample Multiplier: 1

Integration File: EVENTS.E  
Quant Time: Jul 17 10:41:36 2020  
Quant Method : Z:\HPCHEM\2\METHODS\022820DRO-ORO.M  
Quant Title : DRO-ORO 09-09-15 DRO/ORO  
QLast Update : Fri Feb 28 16:32:12 2020  
Response via : Initial Calibration  
Integrator: ChemStation 6890 Scale Mode: Large solvent peaks clipped

Volume Inj. :  
Signal Phase :  
Signal Info :



Data Path : R:\2\DATA\071620\  
 Data File : 07162022.D  
 Signal(s) : FID2B.CH  
 Acq On : 16 Jul 2020 8:27 pm  
 Operator : GCSVOC-Dhiren  
 Sample : 2006454-008A  
 Misc :  
 ALS Vial : 22 Sample Multiplier: 1

Integration File: EVENTS.E  
 Quant Time: Jul 17 10:43:45 2020  
 Quant Method : Z:\HPCHEM\2\METHODS\022820DRO-ORO.M  
 Quant Title : DRO-ORO 09-09-15 DRO/ORO  
 QLast Update : Fri Feb 28 16:32:12 2020  
 Response via : Initial Calibration  
 Integrator: ChemStation 6890 Scale Mode: Large solvent peaks clipped

Volume Inj. :  
 Signal Phase :  
 Signal Info :

Compound	R.T.	Response	Conc Units
-----			
System Monitoring Compounds			
4) S n-Eicosane	8.829	21359959	10.901 ug/mL
8) S1 Squalene	11.554	12174165	6.948 ug/mL
Target Compounds			
1) H DRO C10-C20	0.000	0	N.D. ug/mL
2) H DRO C10-C25	0.000	0	N.D. ug/mL
3) H DRO C10-C28	6.850	551431004	291.754 ug/mLm
5) H1 ORO C20-C34	9.230	1073841680	907.921 ug/mLm
6) H1 ORO C25-C36	10.700	1105921382	764.316 ug/mLm
7) H1 DRO C10-C36	0.000	0	N.D. ug/mL
-----			

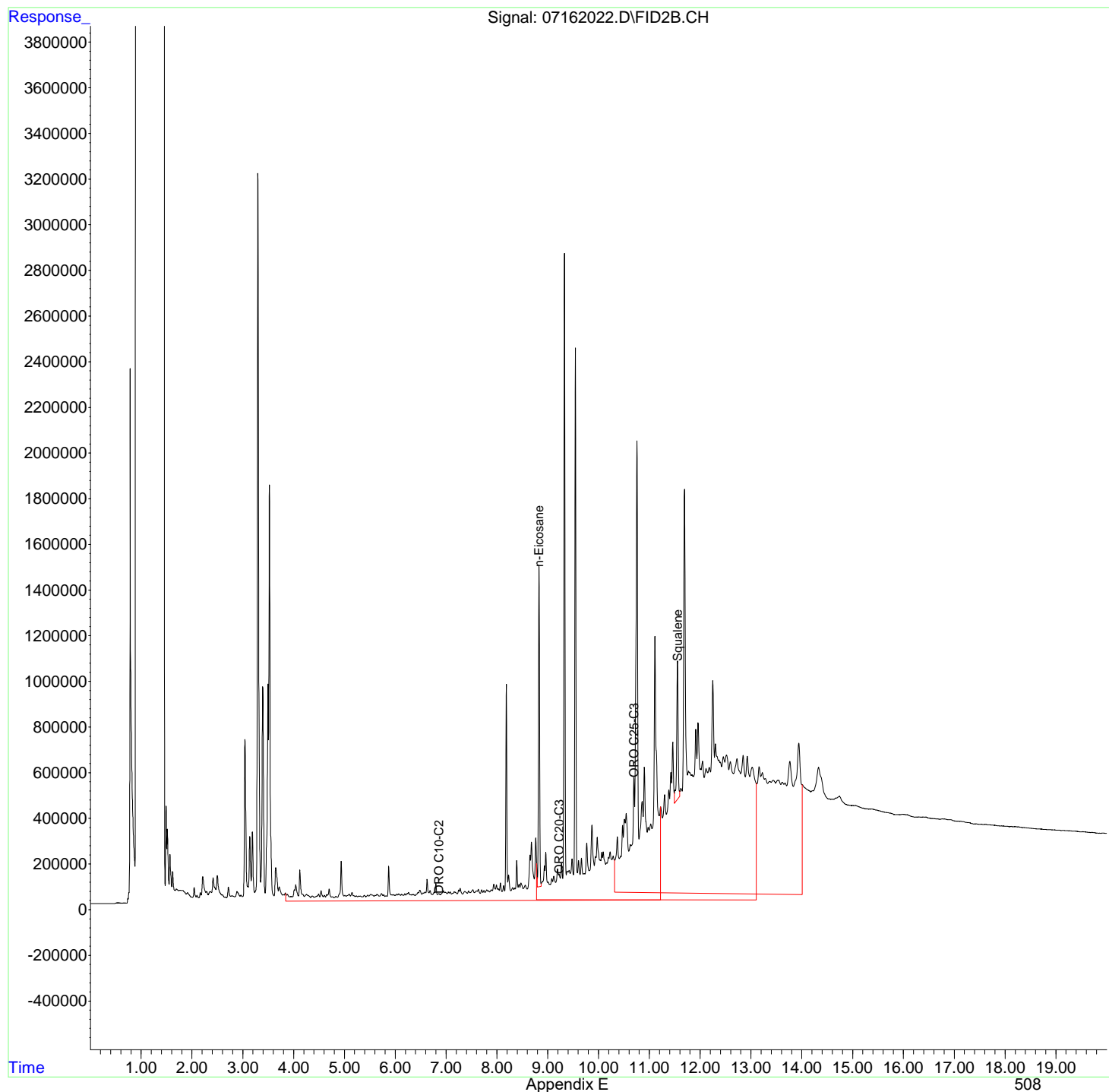
(f)=RT Delta > 1/2 Window

(m)=manual int.

Data Path : R:\2\DATA\071620\  
Data File : 07162022.D  
Signal(s) : FID2B.CH  
Acq On : 16 Jul 2020 8:27 pm  
Operator : GCSVOC-Dhiren  
Sample : 2006454-008A  
Misc :  
ALS Vial : 22 Sample Multiplier: 1

Integration File: EVENTS.E  
Quant Time: Jul 17 10:43:45 2020  
Quant Method : Z:\HPCHEM\2\METHODS\022820DRO-ORO.M  
Quant Title : DRO-ORO 09-09-15 DRO/ORO  
QLast Update : Fri Feb 28 16:32:12 2020  
Response via : Initial Calibration  
Integrator: ChemStation 6890 Scale Mode: Large solvent peaks clipped

Volume Inj. :  
Signal Phase :  
Signal Info :





Data Path : R:\2\DATA\071620\  
 Data File : 07162023.D  
 Signal(s) : FID2B.CH  
 Acq On : 16 Jul 2020 8:54 pm  
 Operator : GCSVOC-Dhiren  
 Sample : 2006454-009A  
 Misc :  
 ALS Vial : 23 Sample Multiplier: 1

Integration File: EVENTS.E  
 Quant Time: Jul 17 10:45:29 2020  
 Quant Method : Z:\HPCHEM\2\METHODS\022820DRO-ORO.M  
 Quant Title : DRO-ORO 09-09-15 DRO/ORO  
 QLast Update : Fri Feb 28 16:32:12 2020  
 Response via : Initial Calibration  
 Integrator: ChemStation 6890 Scale Mode: Large solvent peaks clipped

Volume Inj. :  
 Signal Phase :  
 Signal Info :

Compound	R.T.	Response	Conc Units
-----			
System Monitoring Compounds			
4) S n-Eicosane	8.828	36594901	19.107 ug/mLm
8) S1 Squalene	11.554	33787720	20.625 ug/mLm
Target Compounds			
1) H DRO C10-C20	0.000	0	N.D. ug/mL
2) H DRO C10-C25	0.000	0	N.D. ug/mL
3) H DRO C10-C28	0.000	0	N.D. ug/mL
5) H1 ORO C20-C34	9.230	950644865	793.218 ug/mLm
6) H1 ORO C25-C36	10.700	1042727367	714.827 ug/mLm
7) H1 DRO C10-C36	0.000	0	N.D. ug/mL
-----			

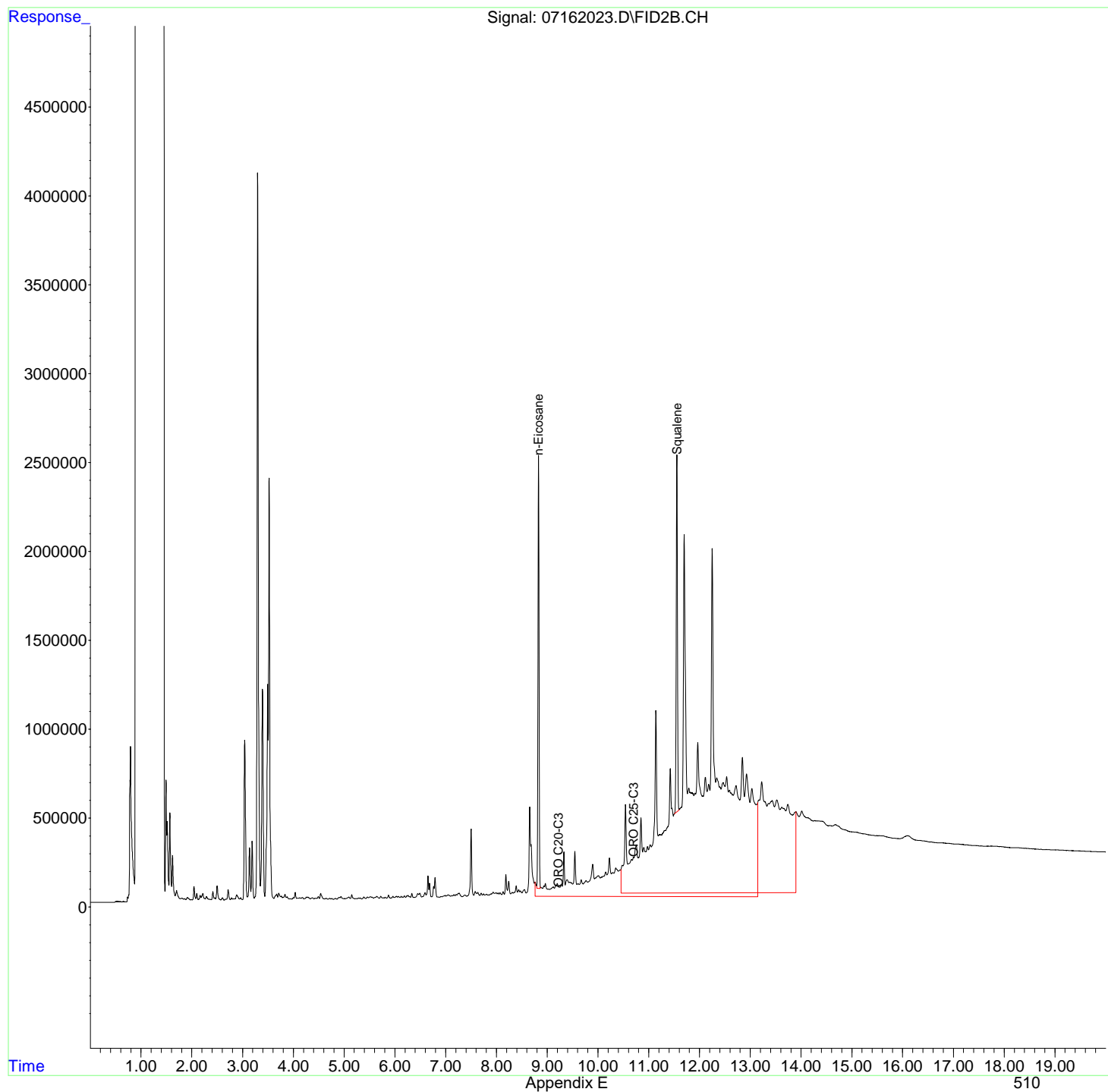
(f)=RT Delta > 1/2 Window

(m)=manual int.

Data Path : R:\2\DATA\071620\  
Data File : 07162023.D  
Signal(s) : FID2B.CH  
Acq On : 16 Jul 2020 8:54 pm  
Operator : GCSVOC-Dhiren  
Sample : 2006454-009A  
Misc :  
ALS Vial : 23 Sample Multiplier: 1

Integration File: EVENTS.E  
Quant Time: Jul 17 10:45:29 2020  
Quant Method : Z:\HPCHEM\2\METHODS\022820DRO-ORO.M  
Quant Title : DRO-ORO 09-09-15 DRO/ORO  
QLast Update : Fri Feb 28 16:32:12 2020  
Response via : Initial Calibration  
Integrator: ChemStation 6890 Scale Mode: Large solvent peaks clipped

Volume Inj. :  
Signal Phase :  
Signal Info :



Data Path : R:\2\DATA\071620\  
 Data File : 07162024.D  
 Signal(s) : FID2B.CH  
 Acq On : 16 Jul 2020 9:22 pm  
 Operator : GCSVOC-Dhiren  
 Sample : 2006454-012A  
 Misc :  
 ALS Vial : 24 Sample Multiplier: 1

Integration File: EVENTS.E  
 Quant Time: Jul 17 10:47:21 2020  
 Quant Method : Z:\HPCHEM\2\METHODS\022820DRO-ORO.M  
 Quant Title : DRO-ORO 09-09-15 DRO/ORO  
 QLast Update : Fri Feb 28 16:32:12 2020  
 Response via : Initial Calibration  
 Integrator: ChemStation 6890 Scale Mode: Large solvent peaks clipped

Volume Inj. :  
 Signal Phase :  
 Signal Info :

Compound	R.T.	Response	Conc Units
-----			
System Monitoring Compounds			
4) S n-Eicosane	8.830	40599055	21.264 ug/mLm
8) S1 Squalene	11.556	56199380	34.806 ug/mL
Target Compounds			
1) H DRO C10-C20	0.000	0	N.D. ug/mL
2) H DRO C10-C25	0.000	0	N.D. ug/mL
3) H DRO C10-C28	6.850	4905847990	2744.832 ug/mLm
5) H1 ORO C20-C34	9.230	6939925012	6369.568 ug/mLm
6) H1 ORO C25-C36	10.700	6022205519	4614.432 ug/mLm
7) H1 DRO C10-C36	0.000	0	N.D. ug/mL
-----			

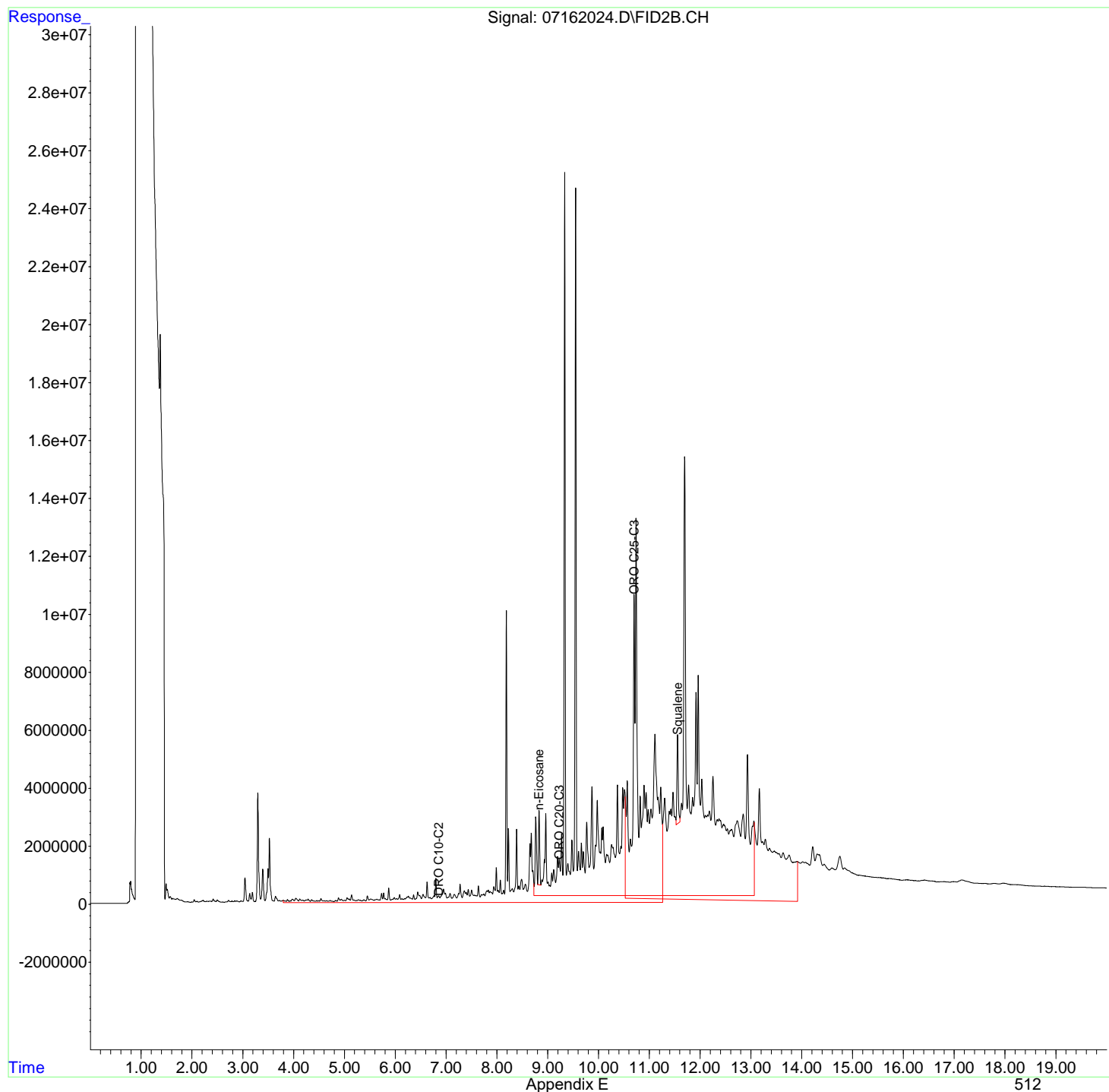
(f)=RT Delta > 1/2 Window

(m)=manual int.

Data Path : R:\2\DATA\071620\  
Data File : 07162024.D  
Signal(s) : FID2B.CH  
Acq On : 16 Jul 2020 9:22 pm  
Operator : GCSVOC-Dhiren  
Sample : 2006454-012A  
Misc :  
ALS Vial : 24 Sample Multiplier: 1

Integration File: EVENTS.E  
Quant Time: Jul 17 10:47:21 2020  
Quant Method : Z:\HPCHEM\2\METHODS\022820DRO-ORO.M  
Quant Title : DRO-ORO 09-09-15 DRO/ORO  
QLast Update : Fri Feb 28 16:32:12 2020  
Response via : Initial Calibration  
Integrator: ChemStation 6890 Scale Mode: Large solvent peaks clipped

Volume Inj. :  
Signal Phase :  
Signal Info :



Data Path : R:\2\DATA\071620\  
 Data File : 07162027.D  
 Signal(s) : FID2B.CH  
 Acq On : 16 Jul 2020 10:43 pm  
 Operator : GCSVOC-Dhiren  
 Sample : CCB-071620A  
 Misc :  
 ALS Vial : 2 Sample Multiplier: 1

Integration File: EVENTS.E  
 Quant Time: Jul 17 10:48:05 2020  
 Quant Method : Z:\HPCHEM\2\METHODS\022820DRO-ORO.M  
 Quant Title : DRO-ORO 09-09-15 DRO/ORO  
 QLast Update : Fri Feb 28 16:32:12 2020  
 Response via : Initial Calibration  
 Integrator: ChemStation 6890 Scale Mode: Large solvent peaks clipped

Volume Inj. :  
 Signal Phase :  
 Signal Info :

Compound	R.T.	Response	Conc	Units
-----				
System Monitoring Compounds				
4) S n-Eicosane	8.828	31785802	16.517	ug/mL
8) S1 Squalene	11.552	22557043	13.518	ug/mLm
Target Compounds				
1) H DRO C10-C20	0.000	0	N.D.	ug/mL
2) H DRO C10-C25	0.000	0	N.D.	ug/mL
3) H DRO C10-C28	0.000	0	N.D.	ug/mL
5) H1 ORO C20-C34	0.000	0	N.D.	ug/mL
6) H1 ORO C25-C36	0.000	0	N.D.	ug/mL
7) H1 DRO C10-C36	0.000	0	N.D.	ug/mL
-----				

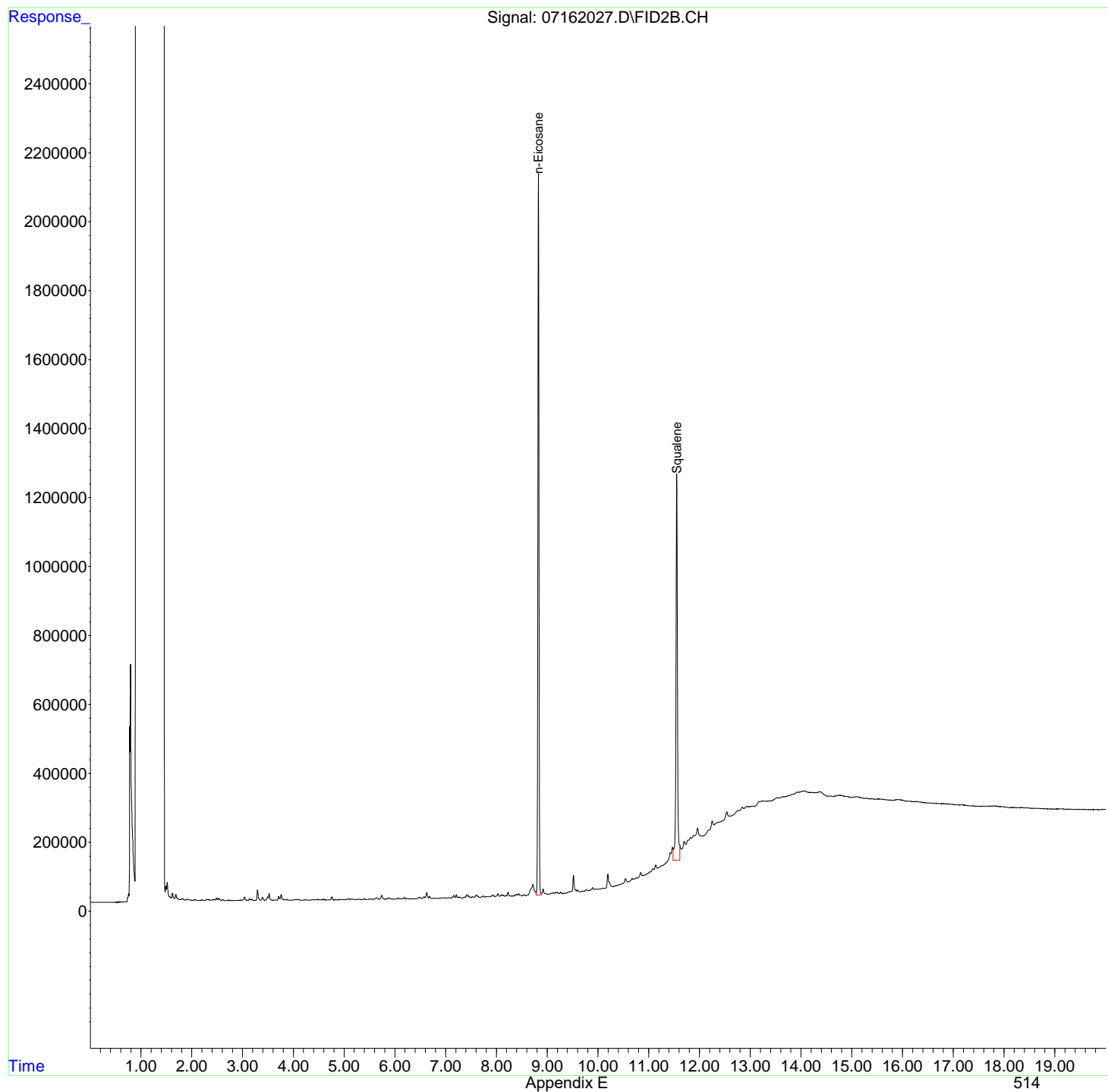
(f)=RT Delta > 1/2 Window

(m)=manual int.

Data Path : R:\2\DATA\071620\  
Data File : 07162027.D  
Signal(s) : FID2B.CH  
Acq On : 16 Jul 2020 10:43 pm  
Operator : GCSVOC-Dhiren  
Sample : CCB-071620A  
Misc :  
ALS Vial : 2 Sample Multiplier: 1

Integration File: EVENTS.E  
Quant Time: Jul 17 10:48:05 2020  
Quant Method : Z:\HPCHEM\2\METHODS\022820DRO-ORO.M  
Quant Title : DRO-ORO 09-09-15 DRO/ORO  
QLast Update : Fri Feb 28 16:32:12 2020  
Response via : Initial Calibration  
Integrator: ChemStation 6890 Scale Mode: Large solvent peaks clipped

Volume Inj. :  
Signal Phase :  
Signal Info :



Data Path : R:\2\DATA\071620\  
 Data File : 07162028.D  
 Signal(s) : FID2B.CH  
 Acq On : 16 Jul 2020 11:11 pm  
 Operator : GCSVOC-Dhiren  
 Sample : CCV-DRO-071620A  
 Misc :  
 ALS Vial : 4 Sample Multiplier: 1

Integration File: EVENTS.E  
 Quant Time: Jul 17 10:49:34 2020  
 Quant Method : Z:\HPCHEM\2\METHODS\022820DRO-ORO.M  
 Quant Title : DRO-ORO 09-09-15 DRO/ORO  
 QLast Update : Fri Feb 28 16:32:12 2020  
 Response via : Initial Calibration  
 Integrator: ChemStation 6890 Scale Mode: Large solvent peaks clipped

Volume Inj. :  
 Signal Phase :  
 Signal Info :

Min. RRF : 0.000 Min. Rel. Area : 50% Max. R.T. Dev 0.50min  
 Max. RRF Dev : 15% Max. Rel. Area : 150%

	Compound	Amount	Calc.	%Dev	Area%	Dev (Min)
1 H	DRO C10-C20	1000.000	1043.961	-4.4	0	0.00
2 H	DRO C10-C25	1000.000	1027.623	-2.8	0	0.00
3 H	DRO C10-C28	1000.000	967.422	3.3	0	0.00
7 H1	DRO C10-C36	1000.000	1055.932	-5.6	0	0.00
8 S1	Squalene	20.000	19.202	4.0	0	0.00

Evaluate Continuing Calibration Report - Not Found

4 S	n-Eicosane	10.000	0.000	100.0#	0	-8.83#
5 H1	ORO C20-C34	1000.000	0.000	100.0#	0	-9.23#
6 H1	ORO C25-C36	1000.000	0.000	100.0#	0	-10.70#

(#) = Out of Range

SPCC's out = 0 CCC's out = 0

Data Path : R:\2\DATA\071620\  
 Data File : 07162028.D  
 Signal(s) : FID2B.CH  
 Acq On : 16 Jul 2020 11:11 pm  
 Operator : GCSVOC-Dhiren  
 Sample : CCV-DRO-071620A  
 Misc :  
 ALS Vial : 4 Sample Multiplier: 1

Integration File: EVENTS.E  
 Quant Time: Jul 17 10:49:34 2020  
 Quant Method : Z:\HPCHEM\2\METHODS\022820DRO-ORO.M  
 Quant Title : DRO-ORO 09-09-15 DRO/ORO  
 QLast Update : Fri Feb 28 16:32:12 2020  
 Response via : Initial Calibration  
 Integrator: ChemStation 6890 Scale Mode: Large solvent peaks clipped

Volume Inj. :  
 Signal Phase :  
 Signal Info :

Compound	R.T.	Response	Conc	Units
-----				
System Monitoring Compounds				
4) S n-Eicosane	0.000	0	N.D.	ug/mL
8) S1 Squalene	11.553	31539959	19.202	ug/mL
Target Compounds				
1) H DRO C10-C20	5.050	1578503242	1043.961	ug/mLm
2) H DRO C10-C25	5.150	1806929791	1027.623	ug/mLm
3) H DRO C10-C28	6.850	1750796562	967.422	ug/mLm
5) H1 ORO C20-C34	0.000	0	N.D.	ug/mL
6) H1 ORO C25-C36	0.000	0	N.D.	ug/mL
7) H1 DRO C10-C36	8.400	2021836245	1055.932	ug/mLm
-----				

(f)=RT Delta > 1/2 Window

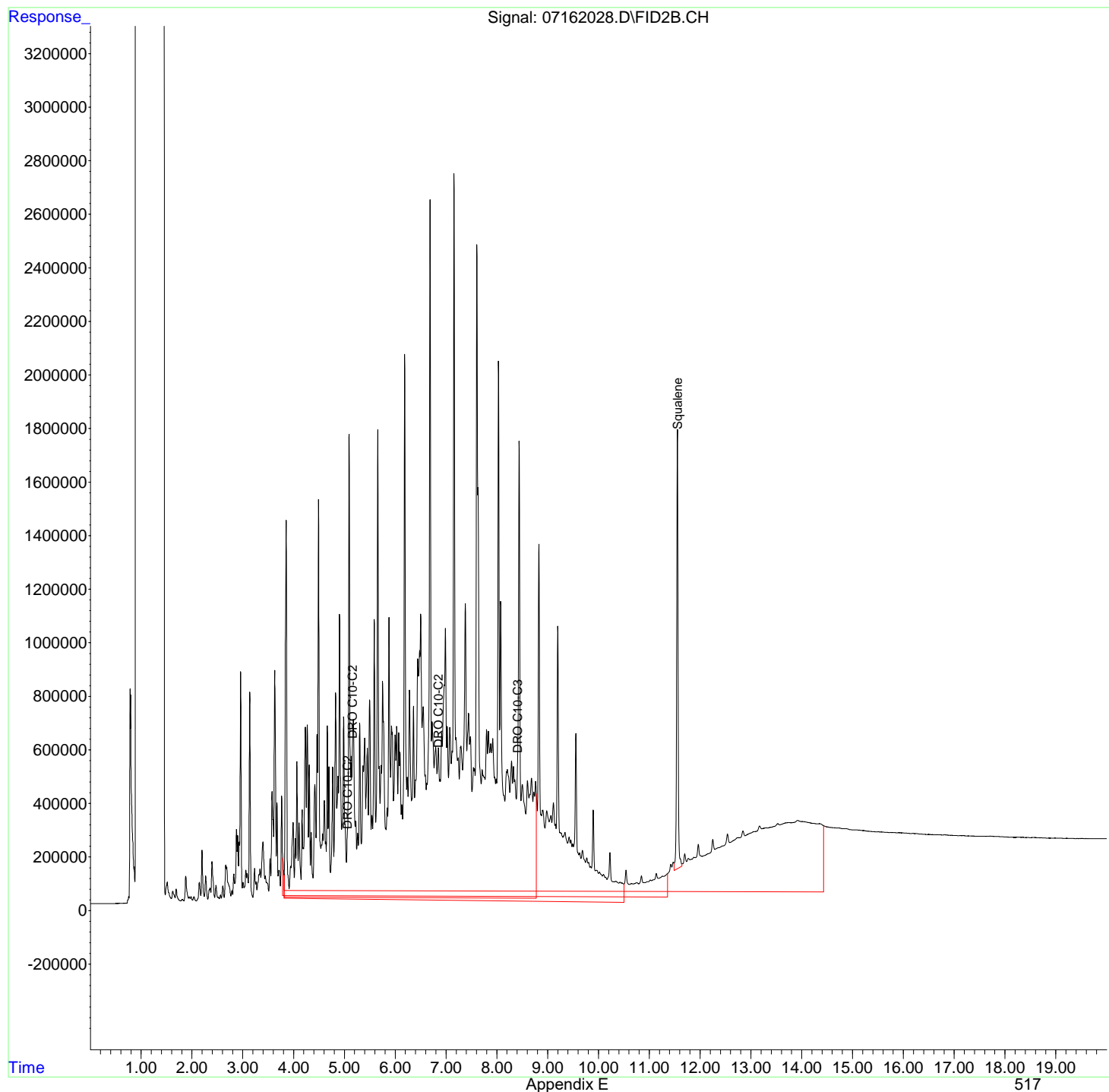
(m)=manual int.



Data Path : R:\2\DATA\071620\  
Data File : 07162028.D  
Signal(s) : FID2B.CH  
Acq On : 16 Jul 2020 11:11 pm  
Operator : GCSVOC-Dhiren  
Sample : CCV-DRO-071620A  
Misc :  
ALS Vial : 4 Sample Multiplier: 1

Integration File: EVENTS.E  
Quant Time: Jul 17 10:49:34 2020  
Quant Method : Z:\HPCHEM\2\METHODS\022820DRO-ORO.M  
Quant Title : DRO-ORO 09-09-15 DRO/ORO  
QLast Update : Fri Feb 28 16:32:12 2020  
Response via : Initial Calibration  
Integrator: ChemStation 6890 Scale Mode: Large solvent peaks clipped

Volume Inj. :  
Signal Phase :  
Signal Info :



Data Path : R:\2\DATA\071620\  
 Data File : 07162037.D  
 Signal(s) : FID2B.CH  
 Acq On : 17 Jul 2020 3:16 am  
 Operator : GCSVOC-Dhiren  
 Sample : 2006454-018A  
 Misc :  
 ALS Vial : 34 Sample Multiplier: 1

Integration File: EVENTS.E  
 Quant Time: Jul 17 11:50:36 2020  
 Quant Method : Z:\HPCHEM\2\METHODS\022820DRO-ORO.M  
 Quant Title : DRO-ORO 09-09-15 DRO/ORO  
 QLast Update : Fri Feb 28 16:32:12 2020  
 Response via : Initial Calibration  
 Integrator: ChemStation 6890 Scale Mode: Large solvent peaks clipped

Volume Inj. :  
 Signal Phase :  
 Signal Info :

Compound	R.T.	Response	Conc	Units
-----				
System Monitoring Compounds				
4) S n-Eicosane	8.826	35978428	18.775	ug/mL
8) S1 Squalene	11.551	29691208	18.032	ug/mLm
Target Compounds				
1) H DRO C10-C20	0.000	0	N.D.	ug/mL
2) H DRO C10-C25	0.000	0	N.D.	ug/mL
3) H DRO C10-C28	0.000	0	N.D.	ug/mL
5) H1 ORO C20-C34	9.230	1576702085	1376.112	ug/mLm
6) H1 ORO C25-C36	10.700	1874203450	1365.985	ug/mLm
7) H1 DRO C10-C36	0.000	0	N.D.	ug/mL
-----				

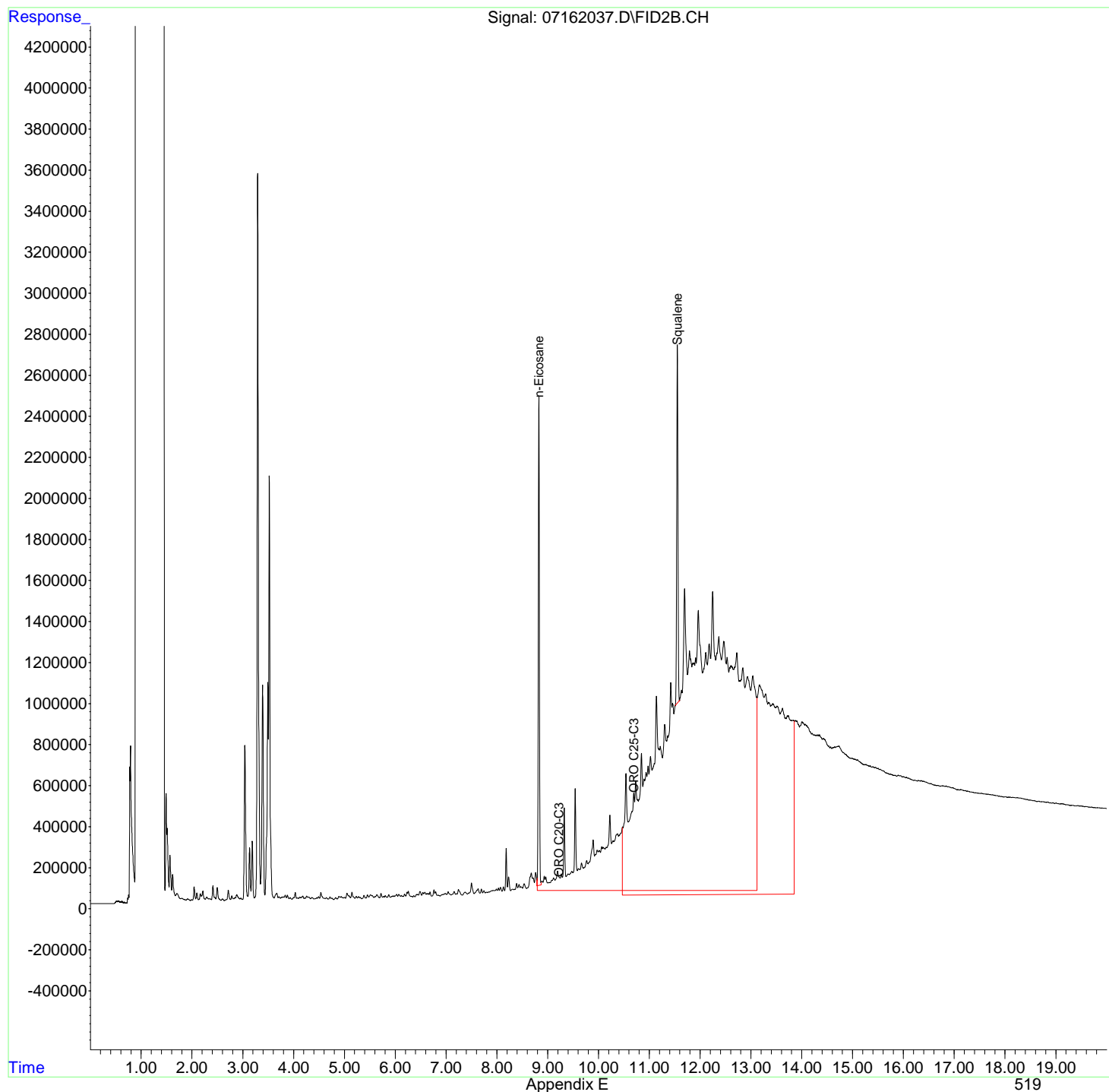
(f)=RT Delta > 1/2 Window

(m)=manual int.

Data Path : R:\2\DATA\071620\  
Data File : 07162037.D  
Signal(s) : FID2B.CH  
Acq On : 17 Jul 2020 3:16 am  
Operator : GCSVOC-Dhiren  
Sample : 2006454-018A  
Misc :  
ALS Vial : 34 Sample Multiplier: 1

Integration File: EVENTS.E  
Quant Time: Jul 17 11:50:36 2020  
Quant Method : Z:\HPCHEM\2\METHODS\022820DRO-ORO.M  
Quant Title : DRO-ORO 09-09-15 DRO/ORO  
QLast Update : Fri Feb 28 16:32:12 2020  
Response via : Initial Calibration  
Integrator: ChemStation 6890 Scale Mode: Large solvent peaks clipped

Volume Inj. :  
Signal Phase :  
Signal Info :



Data Path : R:\2\DATA\071620\  
 Data File : 07162041.D  
 Signal(s) : FID2B.CH  
 Acq On : 17 Jul 2020 5:04 am  
 Operator : GCSVOC-Dhiren  
 Sample : CCB-071620B  
 Misc :  
 ALS Vial : 2 Sample Multiplier: 1

Integration File: EVENTS.E  
 Quant Time: Jul 17 11:55:05 2020  
 Quant Method : Z:\HPCHEM\2\METHODS\022820DRO-ORO.M  
 Quant Title : DRO-ORO 09-09-15 DRO/ORO  
 QLast Update : Fri Feb 28 16:32:12 2020  
 Response via : Initial Calibration  
 Integrator: ChemStation 6890 Scale Mode: Large solvent peaks clipped

Volume Inj. :  
 Signal Phase :  
 Signal Info :

Compound	R.T.	Response	Conc	Units
-----				
System Monitoring Compounds				
4) S n-Eicosane	8.826	31097998	16.146	ug/mL
8) S1 Squalene	11.551	20988568	12.525	ug/mLm
Target Compounds				
1) H DRO C10-C20	0.000	0	N.D.	ug/mL
2) H DRO C10-C25	0.000	0	N.D.	ug/mL
3) H DRO C10-C28	0.000	0	N.D.	ug/mL
5) H1 ORO C20-C34	0.000	0	N.D.	ug/mL
6) H1 ORO C25-C36	0.000	0	N.D.	ug/mL
7) H1 DRO C10-C36	0.000	0	N.D.	ug/mL
-----				

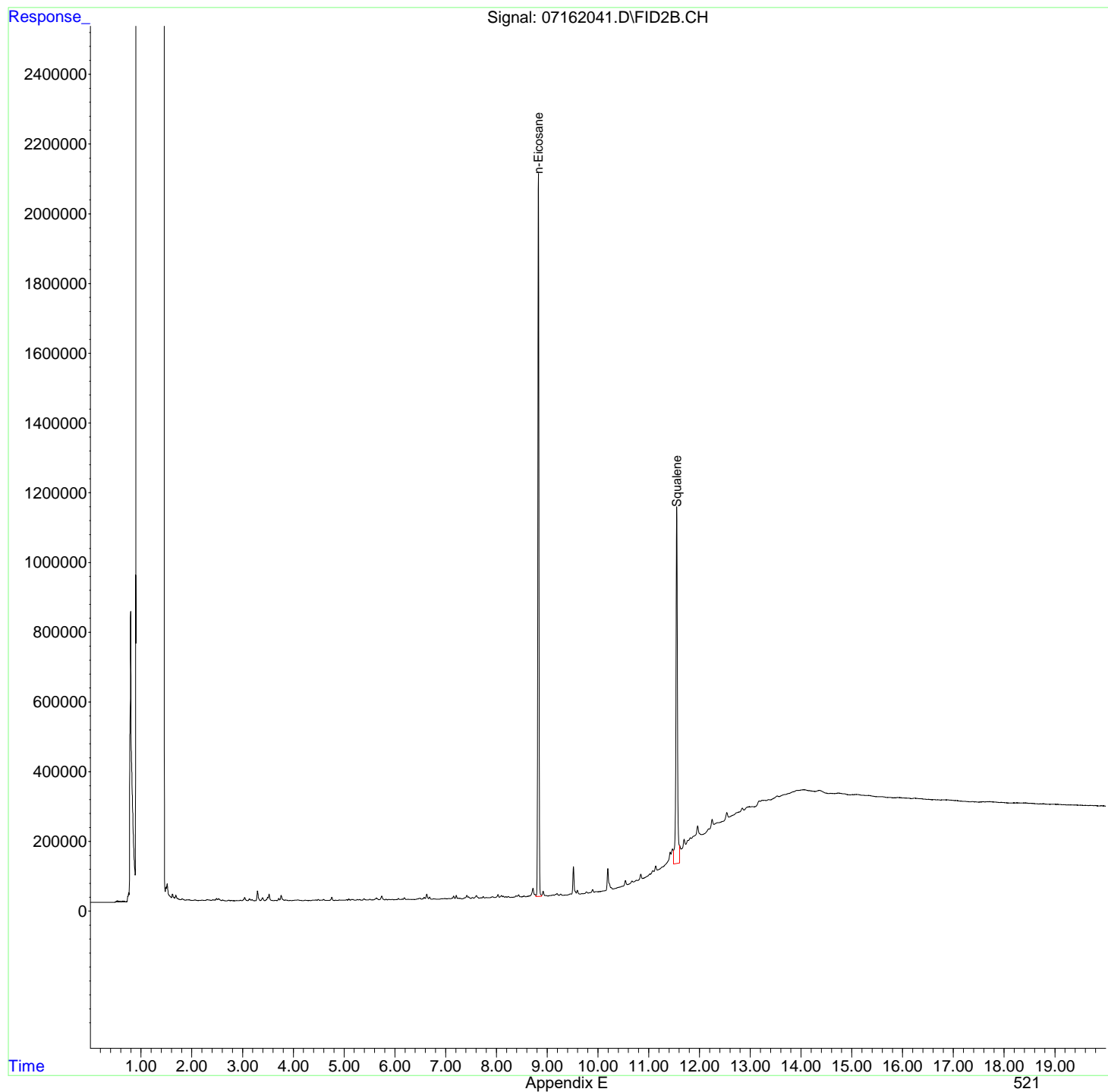
(f)=RT Delta > 1/2 Window

(m)=manual int.

Data Path : R:\2\DATA\071620\  
Data File : 07162041.D  
Signal(s) : FID2B.CH  
Acq On : 17 Jul 2020 5:04 am  
Operator : GCSVOC-Dhiren  
Sample : CCB-071620B  
Misc :  
ALS Vial : 2 Sample Multiplier: 1

Integration File: EVENTS.E  
Quant Time: Jul 17 11:55:05 2020  
Quant Method : Z:\HPCHEM\2\METHODS\022820DRO-ORO.M  
Quant Title : DRO-ORO 09-09-15 DRO/ORO  
QLast Update : Fri Feb 28 16:32:12 2020  
Response via : Initial Calibration  
Integrator: ChemStation 6890 Scale Mode: Large solvent peaks clipped

Volume Inj. :  
Signal Phase :  
Signal Info :



Data Path : R:\2\DATA\071620\  
 Data File : 07162042.D  
 Signal(s) : FID2B.CH  
 Acq On : 17 Jul 2020 5:31 am  
 Operator : GCSVOC-Dhiren  
 Sample : CCV-DRO-071620B  
 Misc :  
 ALS Vial : 4 Sample Multiplier: 1

Integration File: EVENTS.E  
 Quant Time: Jul 17 11:56:34 2020  
 Quant Method : Z:\HPCHEM\2\METHODS\022820DRO-ORO.M  
 Quant Title : DRO-ORO 09-09-15 DRO/ORO  
 QLast Update : Fri Feb 28 16:32:12 2020  
 Response via : Initial Calibration  
 Integrator: ChemStation 6890 Scale Mode: Large solvent peaks clipped

Volume Inj. :  
 Signal Phase :  
 Signal Info :

Min. RRF : 0.000 Min. Rel. Area : 50% Max. R.T. Dev 0.50min  
 Max. RRF Dev : 15% Max. Rel. Area : 150%

	Compound	Amount	Calc.	%Dev	Area%	Dev (Min)
1 H	DRO C10-C20	1000.000	962.363	3.8	0	0.00
2 H	DRO C10-C25	1000.000	919.388	8.1	0	0.00
3 H	DRO C10-C28	1000.000	875.064	12.5	0	0.00
5 H1	ORO C20-C34	1000.000	-92.904	109.3#	0	-9.23#
6 H1	ORO C25-C36	1000.000	-102.627	110.3#	0	-10.70#
7 H1	DRO C10-C36	1000.000	1000.398	-0.0	0	0.00
8 S1	Squalene	20.000	16.433	17.8#	0	0.00

Evaluate Continuing Calibration Report - Not Finds

4 S	n-Eicosane	10.000	0.000	100.0#	0	-8.83#
5 H1	ORO C20-C34	1000.000	-92.904	109.3#	0	-9.23#
6 H1	ORO C25-C36	1000.000	-102.627	110.3#	0	-10.70#

(#) = Out of Range

SPCC's out = 0 CCC's out = 0

Data Path : R:\2\DATA\071620\  
 Data File : 07162042.D  
 Signal(s) : FID2B.CH  
 Acq On : 17 Jul 2020 5:31 am  
 Operator : GCSVOC-Dhiren  
 Sample : CCV-DRO-071620B  
 Misc :  
 ALS Vial : 4 Sample Multiplier: 1

Integration File: EVENTS.E  
 Quant Time: Jul 17 11:56:34 2020  
 Quant Method : Z:\HPCHEM\2\METHODS\022820DRO-ORO.M  
 Quant Title : DRO-ORO 09-09-15 DRO/ORO  
 QLast Update : Fri Feb 28 16:32:12 2020  
 Response via : Initial Calibration  
 Integrator: ChemStation 6890 Scale Mode: Large solvent peaks clipped

Volume Inj. :  
 Signal Phase :  
 Signal Info :

Compound	R.T.	Response	Conc	Units
-----				
System Monitoring Compounds				
4) S n-Eicosane	0.000	0	N.D.	ug/mL
8) S1 Squalene	11.551	27163819	16.433	ug/mLm
Target Compounds				
1) H DRO C10-C20	5.050	1457022878	962.363	ug/mLm
2) H DRO C10-C25	5.150	1618847640	919.388	ug/mLm
3) H DRO C10-C28	6.850	1586853917	875.064	ug/mLm
5) H1 ORO C20-C34	0.000	0	N.D.	ug/mL
6) H1 ORO C25-C36	0.000	0	N.D.	ug/mL
7) H1 DRO C10-C36	8.400	1925663819	1000.398	ug/mLm
-----				

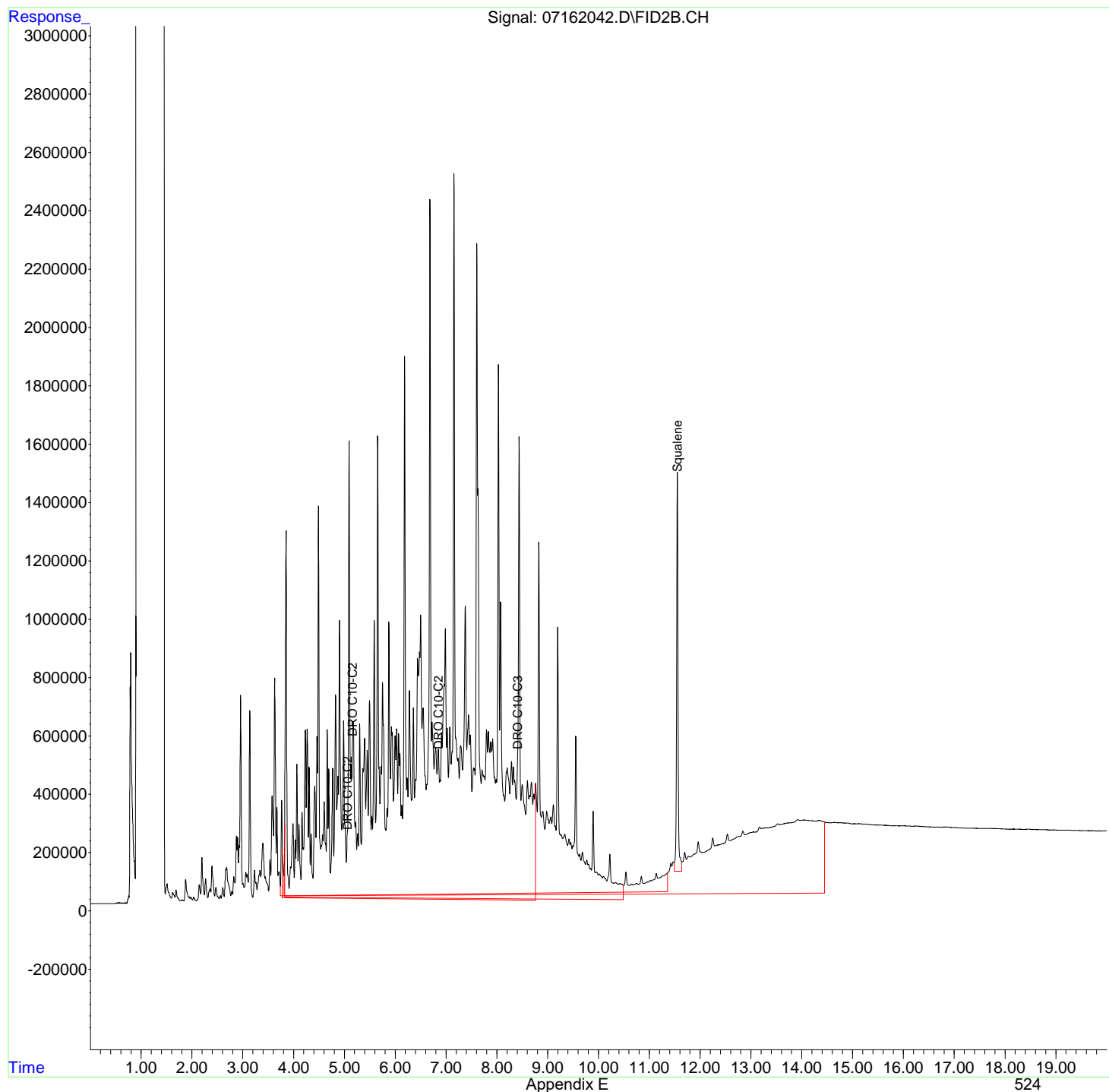
(f)=RT Delta > 1/2 Window

(m)=manual int.

Data Path : R:\2\DATA\071620\  
Data File : 07162042.D  
Signal(s) : FID2B.CH  
Acq On : 17 Jul 2020 5:31 am  
Operator : GCSVOC-Dhiren  
Sample : CCV-DRO-071620B  
Misc :  
ALS Vial : 4 Sample Multiplier: 1

Integration File: EVENTS.E  
Quant Time: Jul 17 11:56:34 2020  
Quant Method : Z:\HPCHEM\2\METHODS\022820DRO-ORO.M  
Quant Title : DRO-ORO 09-09-15 DRO/ORO  
QLast Update : Fri Feb 28 16:32:12 2020  
Response via : Initial Calibration  
Integrator: ChemStation 6890 Scale Mode: Large solvent peaks clipped

Volume Inj. :  
Signal Phase :  
Signal Info :





Data Directory: R:\2\DATA\022820\

SampleName	MiscInfo	Vial	Multiplier	Injection Time
1) 0228200A.D PRIME		100	1.000	28 Feb 2020 7:38 am
2) 0228200B.D PRIME		100	1.000	28 Feb 2020 8:05 am
3) 0228202C.D PRIME		100	1.000	28 Feb 2020 8:32 am
4) 02282001.D RTX-022820		1	1.000	28 Feb 2020 8:59 am
5) 02282002.D ICB-022820		2	1.000	28 Feb 2020 9:26 am
6) 02282003.D ICAL1-DRO-022820		3	1.000	28 Feb 2020 9:53 am
7) 02282004.D ICAL2-DRO-022820		4	1.000	28 Feb 2020 10:21 am
8) 02282005.D ICAL3-DRO-022820		5	1.000	28 Feb 2020 10:48 am
9) 02282006.D ICAL4-DRO-022820		6	1.000	28 Feb 2020 11:15 am
10) 02282007.D ICAL5-DRO-022820		7	1.000	28 Feb 2020 11:42 am
11) 02282008.D ICAL6-DRO-022820		8	1.000	28 Feb 2020 12:09 pm
12) 02282009.D ICV-DRO-022820		9	1.000	28 Feb 2020 12:37 pm
13) 02282010.D ICAL1-ORO-022820		10	1.000	28 Feb 2020 1:04 pm
14) 02282011.D ICAL2-ORO-022820		11	1.000	28 Feb 2020 1:31 pm
15) 02282012.D ICAL3-ORO-022820		12	1.000	28 Feb 2020 1:58 pm
16) 02282013.D ICAL4-ORO-022820		13	1.000	28 Feb 2020 2:26 pm
17) 02282014.D ICAL5-ORO-022820		14	1.000	28 Feb 2020 2:53 pm
18) 02282015.D ICAL6-ORO-022820		15	1.000	28 Feb 2020 3:20 pm
19) 02282016.D ICV-ORO-022820	Data not used	16	1.000	28 Feb 2020 3:47 pm
20) 02282017.D MB-51084	Data not used	17	1.000	28 Feb 2020 4:15 pm
21) 02282019.D ICV-ORO-022820		16	1.000	28 Feb 2020 4:42 pm

22) 02282020.D MB-51084		17	1.000	28 Feb 2020	5:10 pm
-----					
23) 02282021.D LOQ-51084		18	1.000	28 Feb 2020	5:37 pm
-----					
24) 02282022.D LOD-51084	Aqueous	19	1.000	28 Feb 2020	6:04 pm
-----					
25) 02282023.D IDMP-1	Aqueous	20	1.000	28 Feb 2020	6:31 pm
-----					
26) 02282024.D IDMP-2	Aqueous	21	1.000	28 Feb 2020	6:59 pm
-----					
27) 02282025.D IDMP-3	Aqueous	22	1.000	28 Feb 2020	7:26 pm
-----					
28) 02282026.D IDMP-4	Aqueous	23	1.000	28 Feb 2020	7:53 pm
-----					
29) 02282027.D MB-5117		24	1.000	28 Feb 2020	8:20 pm
-----					
30) 02282028.D LOQ		25	1.000	28 Feb 2020	8:48 pm
-----					
31) 02282029.D IDMP-1-GDI		26	1.000	28 Feb 2020	9:15 pm
-----					
32) 02282030.D IDMP-2-GDI		27	1.000	28 Feb 2020	9:42 pm
-----					
33) 02282031.D IDMP-3-GDI		28	1.000	28 Feb 2020	10:09 pm
-----					
34) 02282032.D IDMP-4-GDI		29	1.000	28 Feb 2020	10:37 pm
-----					
35) 02282033.D CCB-022820-1		2	1.000	28 Feb 2020	11:04 pm
-----					
36) 02282034.D CCV-DRO-022820-1		30	1.000	28 Feb 2020	11:31 pm
-----					
37) 02282035.D CCV-ORO-022820-1		31	1.000	28 Feb 2020	11:58 pm
-----					

Method Path : Z:\HPCHEM\2\METHODS\  
 Method File : 022820DRO-ORO.M  
 Title : DRO-ORO 09-09-15 DRO/ORO  
 Last Update : Fri Feb 28 16:32:12 2020  
 Response Via : Initial Calibration

## Calibration Files

1	=02282010.D	2	=02282011.D	3	=02282012.D
4	=02282013.D	5	=02282014.D	6	=02282015.D

Compound			1	2	3	4	5	6	Avg	%RSD
1)	H	DRO C10-C20	1.824	1.661	1.609	1.551	1.489	1.486	1.603	E6 7.96
2)	H	DRO C10-C25	2.233	1.821	1.745	1.728	1.767	1.732	1.838	E6 10.69
3)	H	DRO C10-C28	2.507	1.949	1.778	1.770	1.842	1.755	1.933	E6 14.99
4)	S	n-Eicosane	2.347	2.245	1.683	1.969	1.916	1.888	2.008	E6 12.22
5)	H1	ORO C20-C34	1.707	1.272	1.012	1.145	1.072	1.103	1.219	E6 20.90
6)	H1	ORO C25-C36	2.095	1.550	1.215	1.354	1.274	1.317	1.468	E6 22.35
7)	H1	DRO C10-C36	1.372	2.962	2.196	1.960	1.806	1.742	2.006	E6 26.98
8)	S1	Squalene	2.162	1.892	1.534	1.584	1.631	1.646	1.742	E6 13.81

(#) = Out of Range ### Number of calibration levels exceeded format ###

Method Path : Z:\HPCHEM\2\METHODS\  
 Method File : 022820DRO-ORO.M  
 Title : DRO-ORO 09-09-15 DRO/ORO  
 Last Update : Fri Feb 28 16:32:12 2020  
 Response Via : Initial Calibration

Total Cpnds : 8

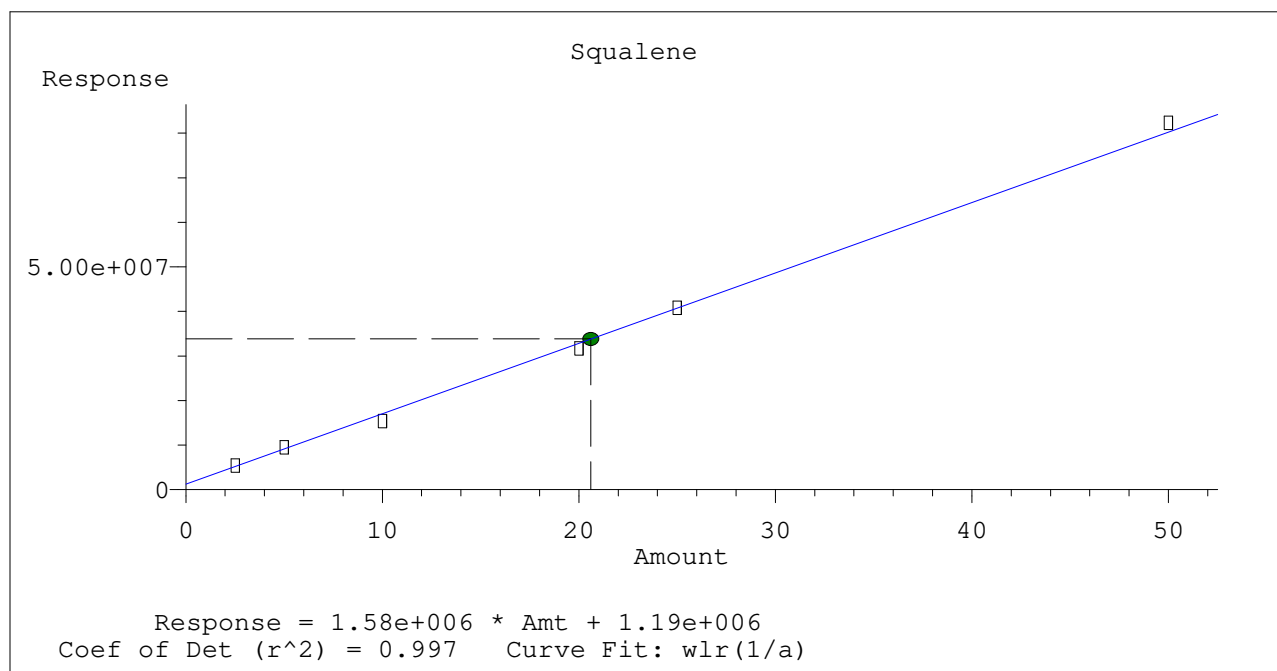
PK#		Compound Name	Exp_RT	Rel_RT	Cal	A/H	ID
1	H	DRO C10-C20	5.050	1.000	L	A	R
2	H	DRO C10-C25	5.150	1.000	L	A	R
3	H	DRO C10-C28	6.850	1.000	L	A	R
4	S	n-Eicosane	8.830	1.000	L	A	R
5	H1	ORO C20-C34	9.230	1.000	L	A	R
6	H1	ORO C25-C36	10.700	1.000	L	A	R
7	H1	DRO C10-C36	8.400	1.000	L	A	R
8	S	Squalene	11.558	1.000	L	A	R

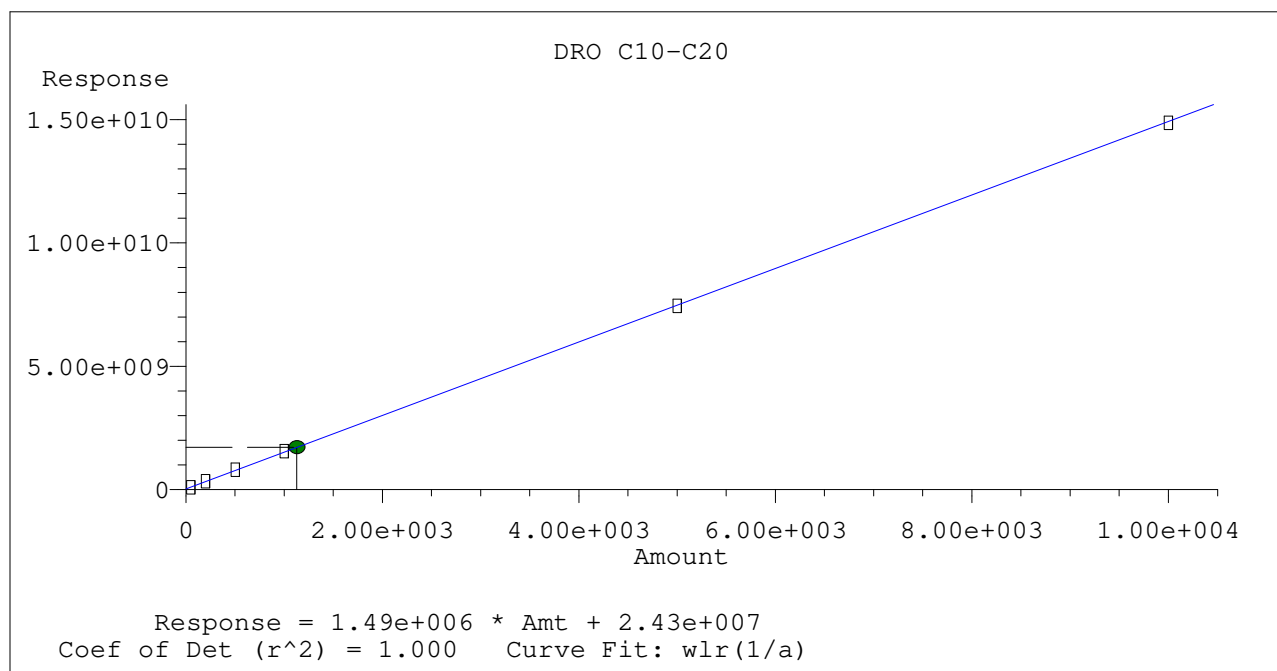
Cal A = Average L = Linear LO = Linear w/origin Q = Quad QO = Quad w/origin

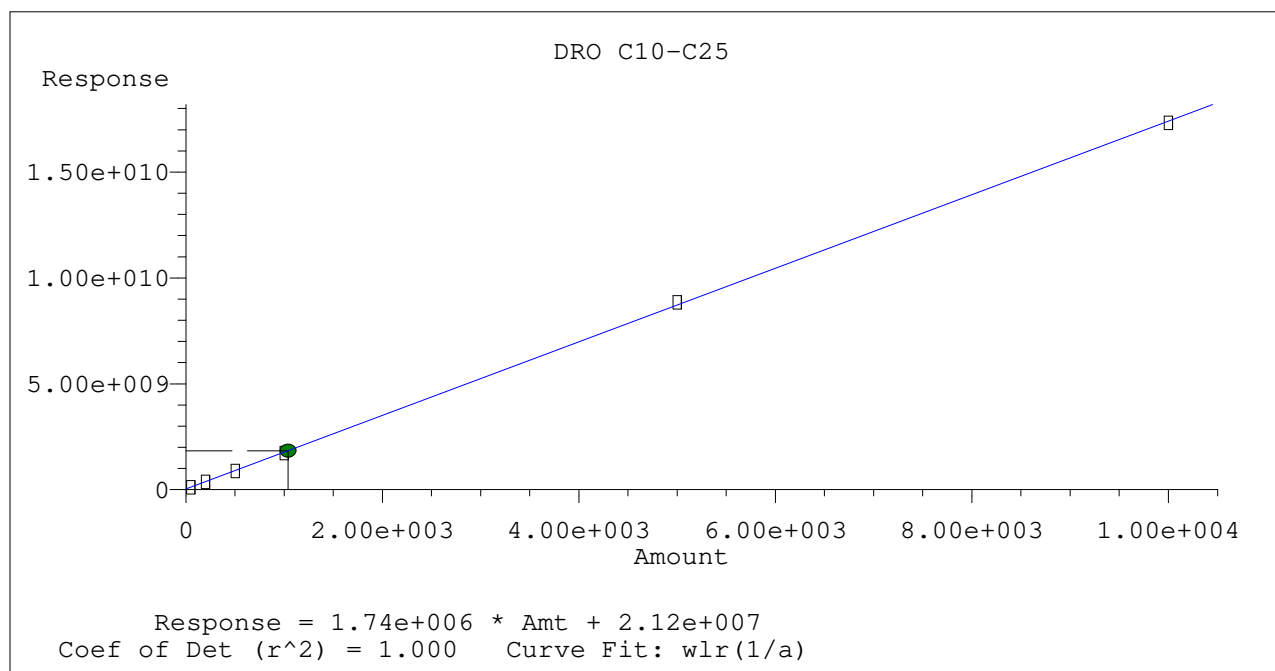
A/H = Area or Height

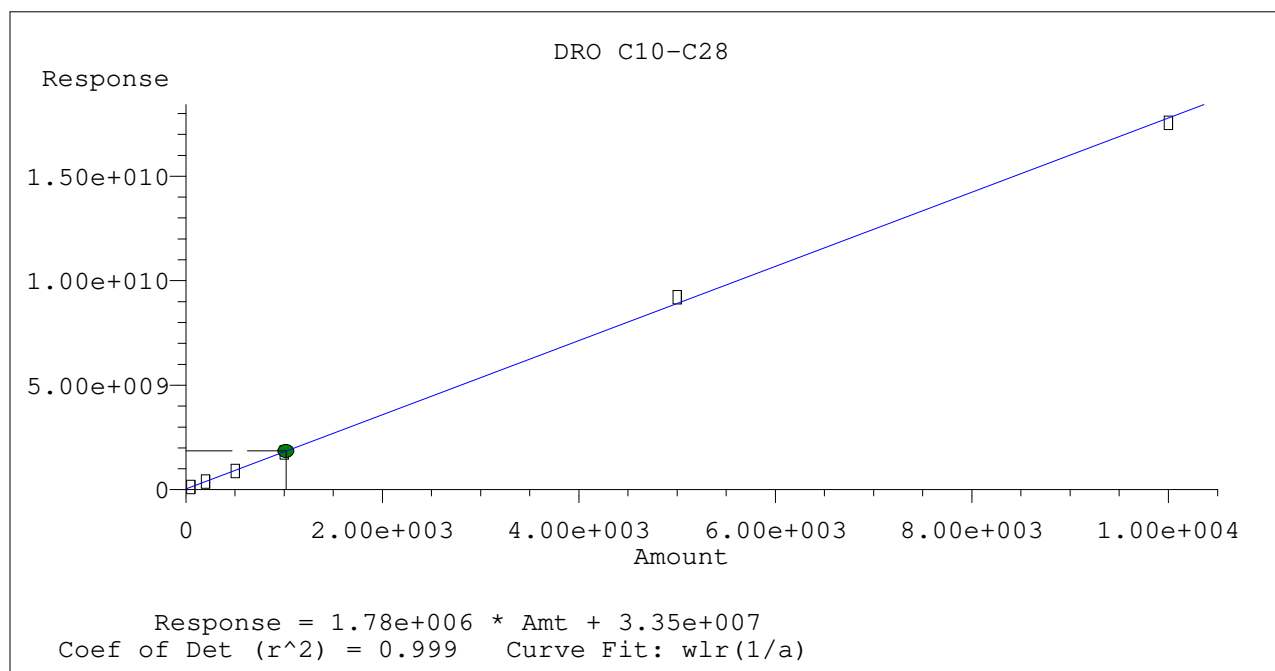
ID R = R.T. B = R.T. & Q Q = Qvalue L = Largest A = All

022820DRO-ORO.M Mon Mar 02 17:29:04 2020

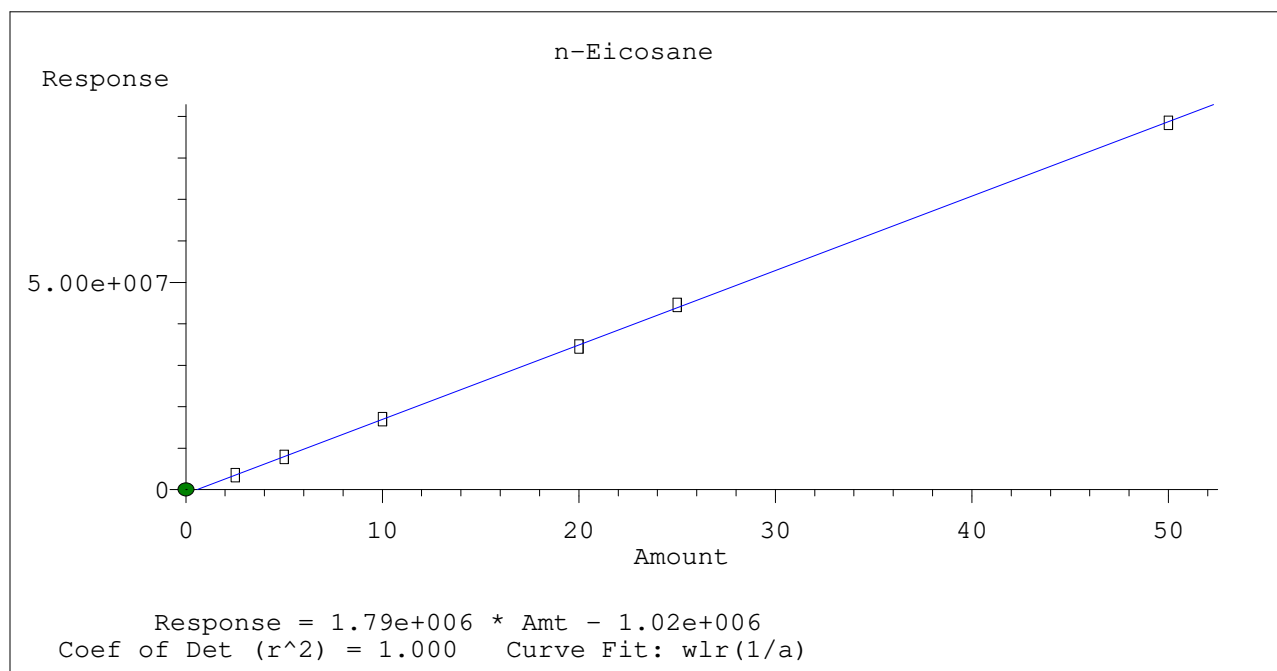


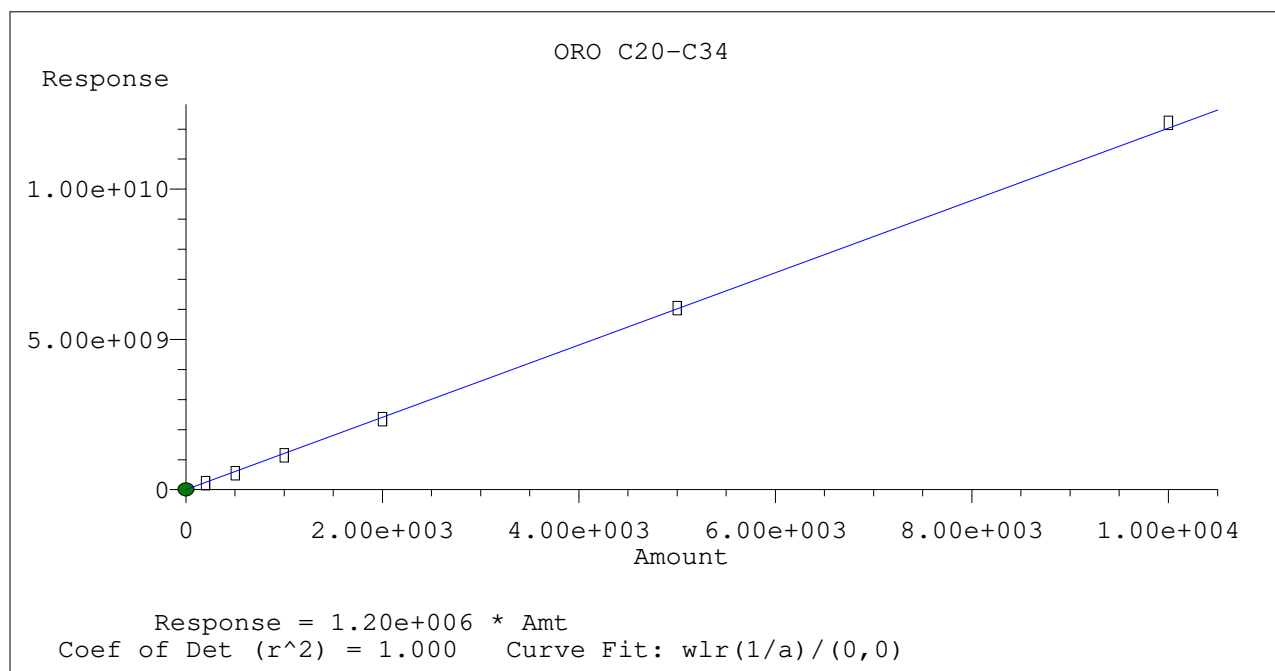


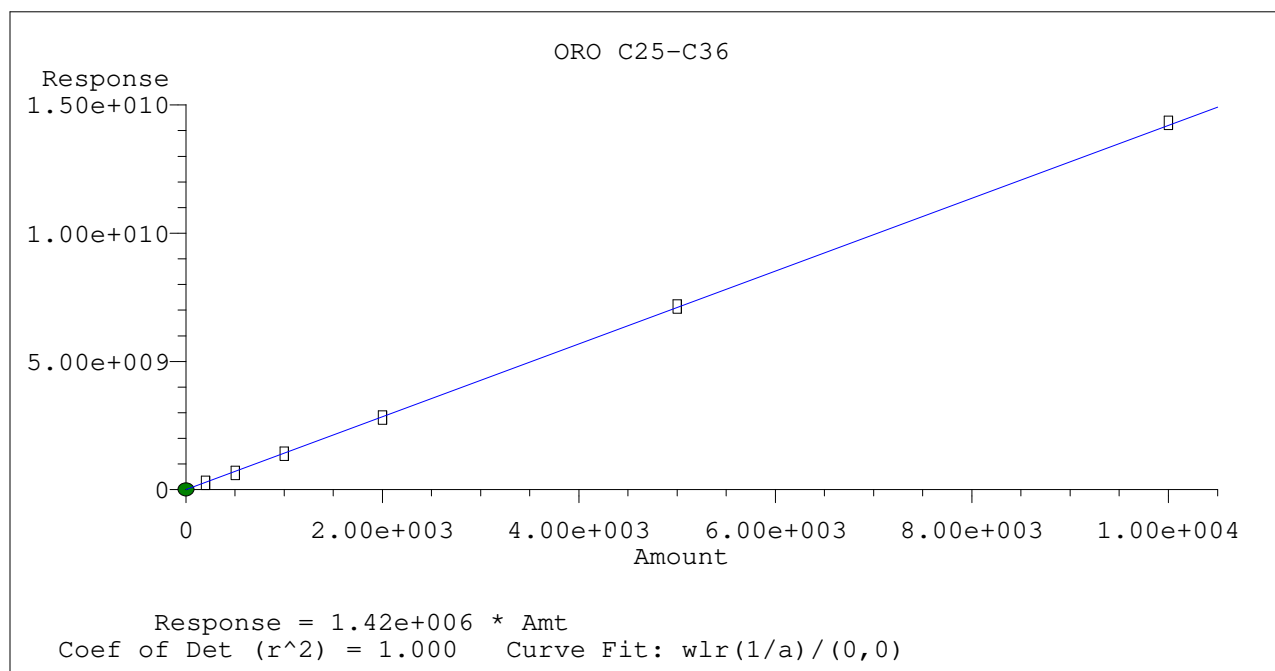


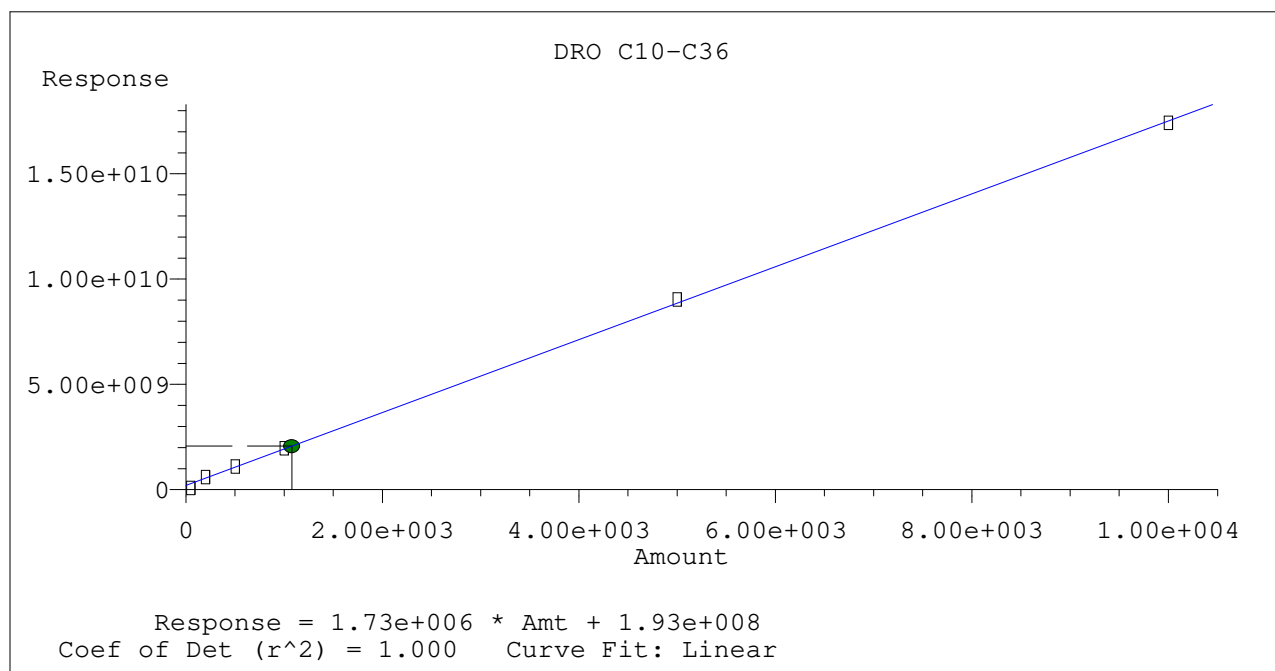












Data Path : R:\2\DATA\022820\  
 Data File : 02282001.D  
 Signal(s) : FID2B.CH  
 Acq On : 28 Feb 2020 8:59 am  
 Operator : GCSVOC-Dhiren  
 Sample : RTX-022820  
 Misc :  
 ALS Vial : 1 Sample Multiplier: 1

Integration File: EVENTS.E  
 Quant Time: Feb 28 09:50:10 2020  
 Quant Method : Z:\HPCHEM\2\METHODS\C10-40.M  
 Quant Title : Rentention Time C8-40  
 QLast Update : Wed Dec 18 10:37:38 2019  
 Response via : Initial Calibration  
 Integrator: ChemStation 6890 Scale Mode: Large solvent peaks clipped

Volume Inj. :  
 Signal Phase :  
 Signal Info :

	Compound	R.T.	Response	Conc Units
-----				
Target	Compounds			
1)	C8	2.382	153832485	1.879 ug/mL
2)	C10	3.831	156981147	132.477 ug/mL
3)	C12	5.088	157405133	136.657 ug/mL
4)	C14	6.183	158072928	139.355 ug/mL
5)	C16	7.157	158828403	142.913 ug/mL
6)	C18	8.033	159642392	144.651 ug/mL
7)	C20	8.829	158967012	143.667 ug/mL
8)	C22	9.558	159247042	141.173 ug/mL
9)	C24	10.229	157662884	136.112 ug/mL
10)	C25	10.546	170203840	163.620 ug/mL
11)	C26	10.850	159537253	133.438 ug/mL
12)	C28	11.427	161105958	129.786 ug/mL
13)	C30	11.971	162040549	130.474 ug/mL
14)	C32	12.545	154599120	129.954 ug/mL
15)	C34	13.177	143418354	129.685 ug/mL
16)	C36	13.927	125477601	136.129 ug/mL
17)	C38	14.900	104811602	148.895 ug/mL
18)	C40	16.292	98251122	191.340 ug/mL
-----				

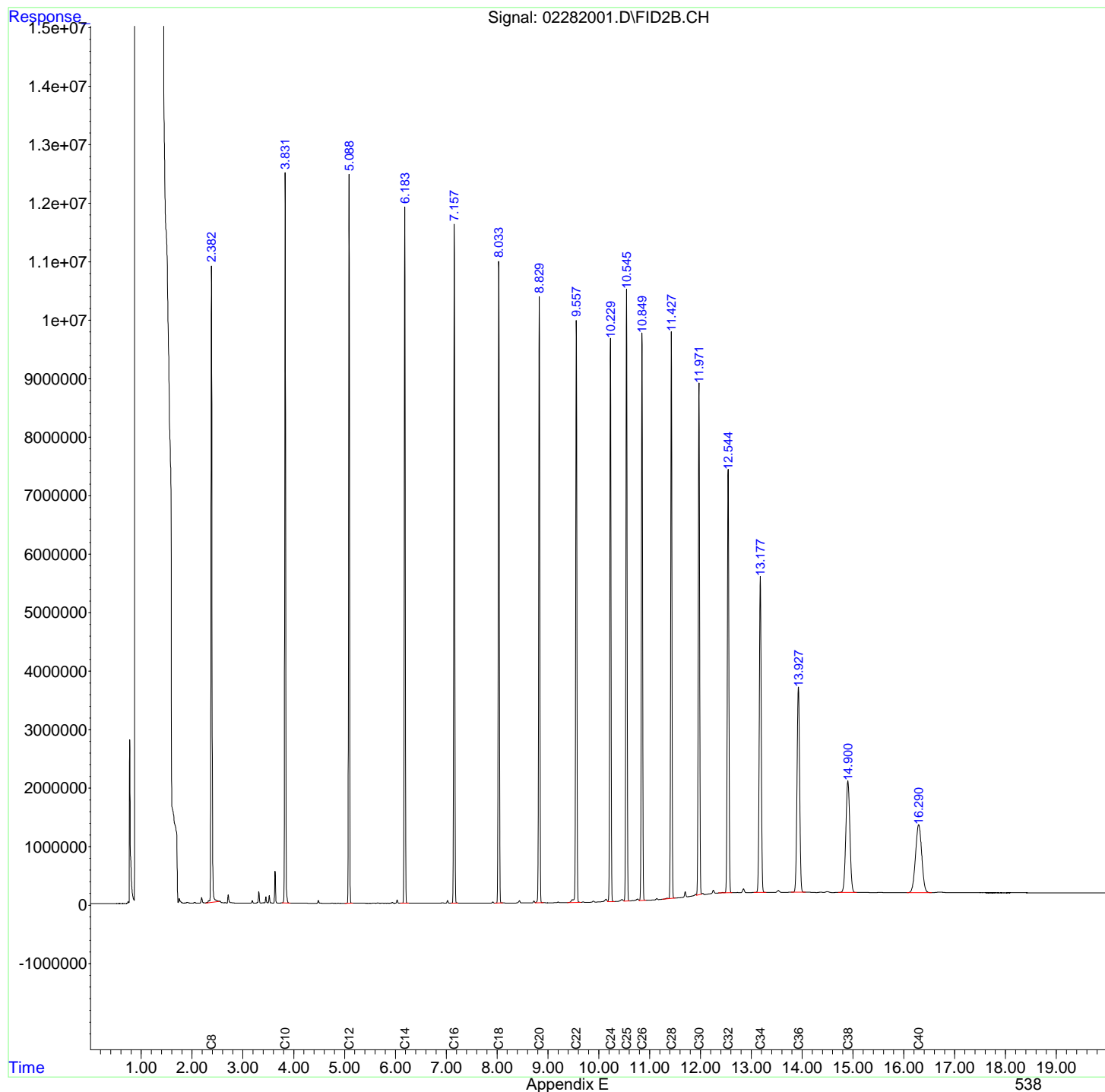
(f)=RT Delta > 1/2 Window

(m)=manual int.

Data Path : R:\2\DATA\022820\  
Data File : 02282001.D  
Signal(s) : FID2B.CH  
Acq On : 28 Feb 2020 8:59 am  
Operator : GCSVOC-Dhiren  
Sample : RTX-022820  
Misc :  
ALS Vial : 1 Sample Multiplier: 1

Integration File: EVENTS.E  
Quant Time: Feb 28 09:50:10 2020  
Quant Method : Z:\HPCHEM\2\METHODS\C10-40.M  
Quant Title : Rentention Time C8-40  
QLast Update : Wed Dec 18 10:37:38 2019  
Response via : Initial Calibration  
Integrator: ChemStation 6890 Scale Mode: Large solvent peaks clipped

Volume Inj. :  
Signal Phase :  
Signal Info :



Data Path : R:\2\DATA\022820\  
 Data File : 02282002.D  
 Signal(s) : FID2B.CH  
 Acq On : 28 Feb 2020 9:26 am  
 Operator : GCSVOC-Dhiren  
 Sample : ICB-022820  
 Misc :  
 ALS Vial : 2 Sample Multiplier: 1

Integration File: EVENTS.E  
 Quant Time: Feb 28 17:01:14 2020  
 Quant Method : Z:\HPCHEM\2\METHODS\022820DRO-ORO.M  
 Quant Title : DRO-ORO 09-09-15 DRO/ORO  
 QLast Update : Fri Feb 28 16:32:12 2020  
 Response via : Initial Calibration  
 Integrator: ChemStation 6890 Scale Mode: Large solvent peaks clipped

Volume Inj. :  
 Signal Phase :  
 Signal Info :

Compound	R.T.	Response	Conc	Units
-----				
System Monitoring Compounds				
4) S n-Eicosane	8.829	31364547	16.290	ug/mLm
8) S1 Squalene	11.557	23712200	14.249	ug/mLm
Target Compounds				
1) H DRO C10-C20	0.000	0	N.D.	ug/mL
2) H DRO C10-C25	0.000	0	N.D.	ug/mL
3) H DRO C10-C28	0.000	0	N.D.	ug/mL
5) H1 ORO C20-C34	0.000	0	N.D.	ug/mL
6) H1 ORO C25-C36	0.000	0	N.D.	ug/mL
7) H1 DRO C10-C36	0.000	0	N.D.	ug/mL
-----				

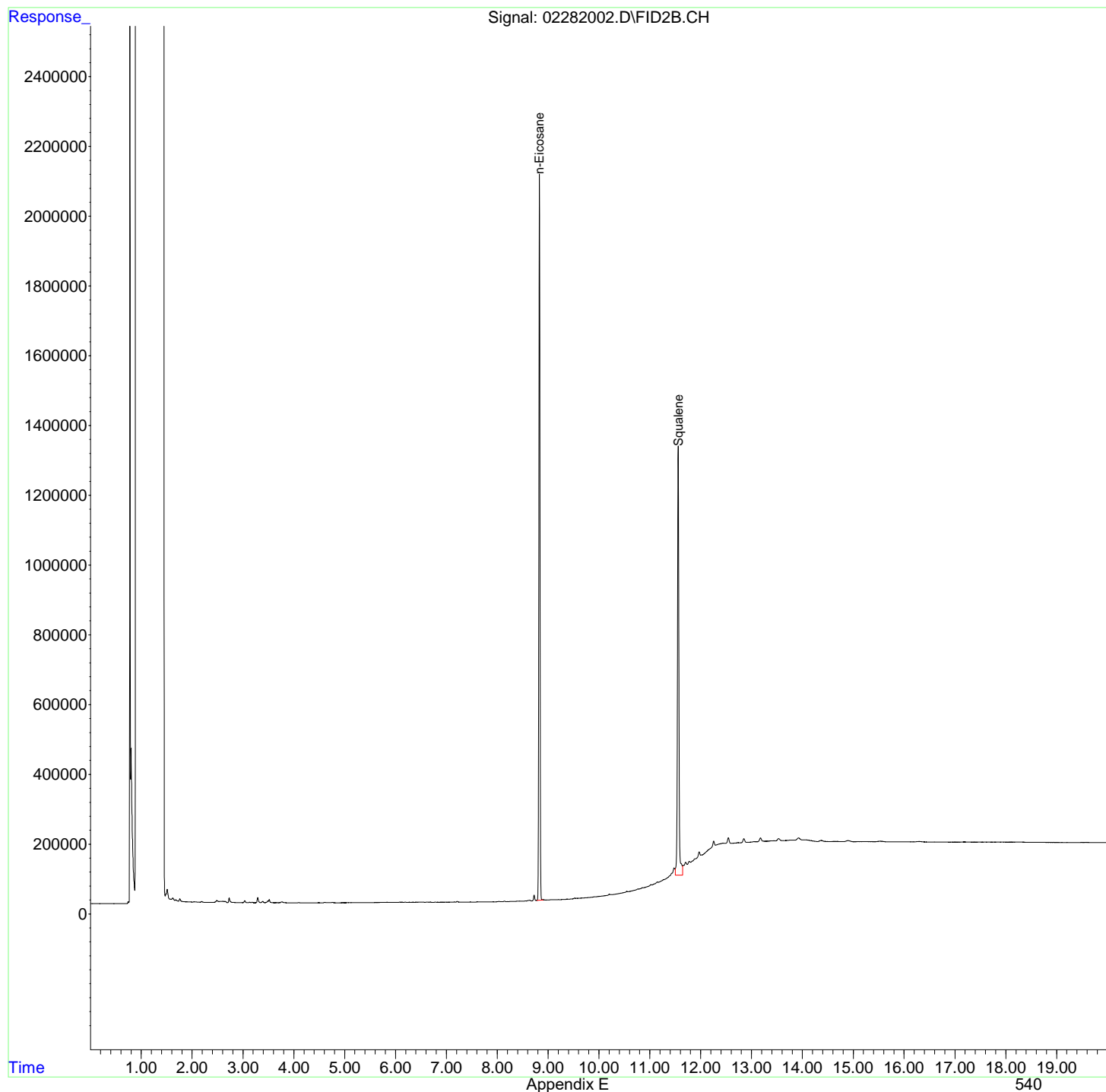
(f)=RT Delta > 1/2 Window

(m)=manual int.

Data Path : R:\2\DATA\022820\  
Data File : 02282002.D  
Signal(s) : FID2B.CH  
Acq On : 28 Feb 2020 9:26 am  
Operator : GCSVOC-Dhiren  
Sample : ICB-022820  
Misc :  
ALS Vial : 2 Sample Multiplier: 1

Integration File: EVENTS.E  
Quant Time: Feb 28 17:01:14 2020  
Quant Method : Z:\HPCHEM\2\METHODS\022820DRO-ORO.M  
Quant Title : DRO-ORO 09-09-15 DRO/ORO  
QLast Update : Fri Feb 28 16:32:12 2020  
Response via : Initial Calibration  
Integrator: ChemStation 6890 Scale Mode: Large solvent peaks clipped

Volume Inj. :  
Signal Phase :  
Signal Info :





Data Path : R:\2\DATA\022820\  
 Data File : 02282003.D  
 Signal(s) : FID2B.CH  
 Acq On : 28 Feb 2020 9:53 am  
 Operator : GCSVOC-Dhiren  
 Sample : ICAL1-DRO-022820  
 Misc :  
 ALS Vial : 3 Sample Multiplier: 1

Integration File: EVENTS.E  
 Quant Time: Feb 28 13:15:56 2020  
 Quant Method : Z:\HPCHEM\2\METHODS\022820DRO-ORO.M  
 Quant Title : DRO-ORO 09-09-15 DRO/ORO  
 QLast Update : Fri Feb 28 13:14:44 2020  
 Response via : Initial Calibration  
 Integrator: ChemStation 6890 Scale Mode: Large solvent peaks clipped

Volume Inj. :  
 Signal Phase :  
 Signal Info :

Compound	R.T.	Response	Conc Units
-----			
System Monitoring Compounds			
4) S n-Eicosane	0.000	0	N.D. ug/mL
8) S1 Squalene	11.559	5406215	3.662 ug/mLm
Target Compounds			
1) H DRO C10-C20	5.050	91182835	60.956 ug/mLm
2) H DRO C10-C25	5.150	111642630	64.056 ug/mLm
3) H DRO C10-C28	6.850	125327811	70.256 ug/mLm
5) H1 ORO C20-C34	0.000	0	N.D. ug/mL
6) H1 ORO C25-C36	0.000	0	N.D. ug/mL
7) H1 DRO C10-C36	0.000	0	N.D. ug/mL
-----			

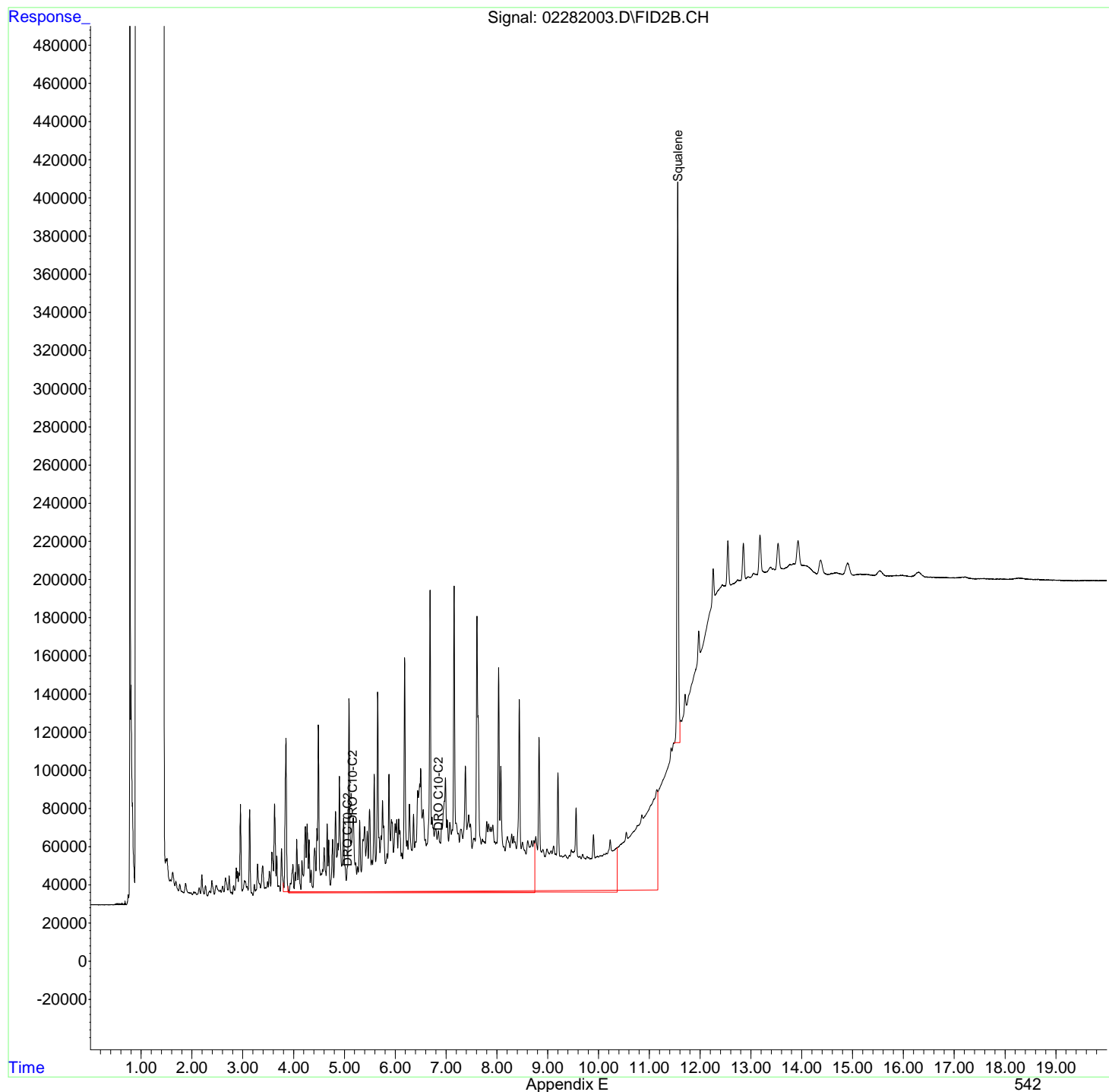
(f)=RT Delta > 1/2 Window

(m)=manual int.

Data Path : R:\2\DATA\022820\  
Data File : 02282003.D  
Signal(s) : FID2B.CH  
Acq On : 28 Feb 2020 9:53 am  
Operator : GCSVOC-Dhiren  
Sample : ICAL1-DRO-022820  
Misc :  
ALS Vial : 3 Sample Multiplier: 1

Integration File: EVENTS.E  
Quant Time: Feb 28 13:15:56 2020  
Quant Method : Z:\HPCHEM\2\METHODS\022820DRO-ORO.M  
Quant Title : DRO-ORO 09-09-15 DRO/ORO  
QLast Update : Fri Feb 28 13:14:44 2020  
Response via : Initial Calibration  
Integrator: ChemStation 6890 Scale Mode: Large solvent peaks clipped

Volume Inj. :  
Signal Phase :  
Signal Info :



Data Path : R:\2\DATA\022820\  
 Data File : 02282004.D  
 Signal(s) : FID2B.CH  
 Acq On : 28 Feb 2020 10:21 am  
 Operator : GCSVOC-Dhiren  
 Sample : ICAL2-DRO-022820  
 Misc :  
 ALS Vial : 4 Sample Multiplier: 1

Integration File: EVENTS.E  
 Quant Time: Feb 28 13:14:23 2020  
 Quant Method : Z:\HPCHEM\2\METHODS\022820DRO-ORO.M  
 Quant Title : DRO-ORO 09-09-15 DRO/ORO  
 QLast Update : Fri Feb 28 13:13:00 2020  
 Response via : Initial Calibration  
 Integrator: ChemStation 6890 Scale Mode: Large solvent peaks clipped

Volume Inj. :  
 Signal Phase :  
 Signal Info :

Compound	R.T.	Response	Conc Units
-----			
System Monitoring Compounds			
4) S n-Eicosane	0.000	0	N.D. ug/mL
8) S1 Squalene	11.558	9459494	6.685 ug/mLm
Target Compounds			
1) H DRO C10-C20	5.050	332226759	222.576 ug/mLm
2) H DRO C10-C25	5.150	364248777	209.293 ug/mLm
3) H DRO C10-C28	6.850	389757768	218.973 ug/mLm
5) H1 ORO C20-C34	0.000	0	N.D. ug/mL
6) H1 ORO C25-C36	0.000	0	N.D. ug/mL
7) H1 DRO C10-C36	8.400	592488824	333.214 ug/mLm
-----			

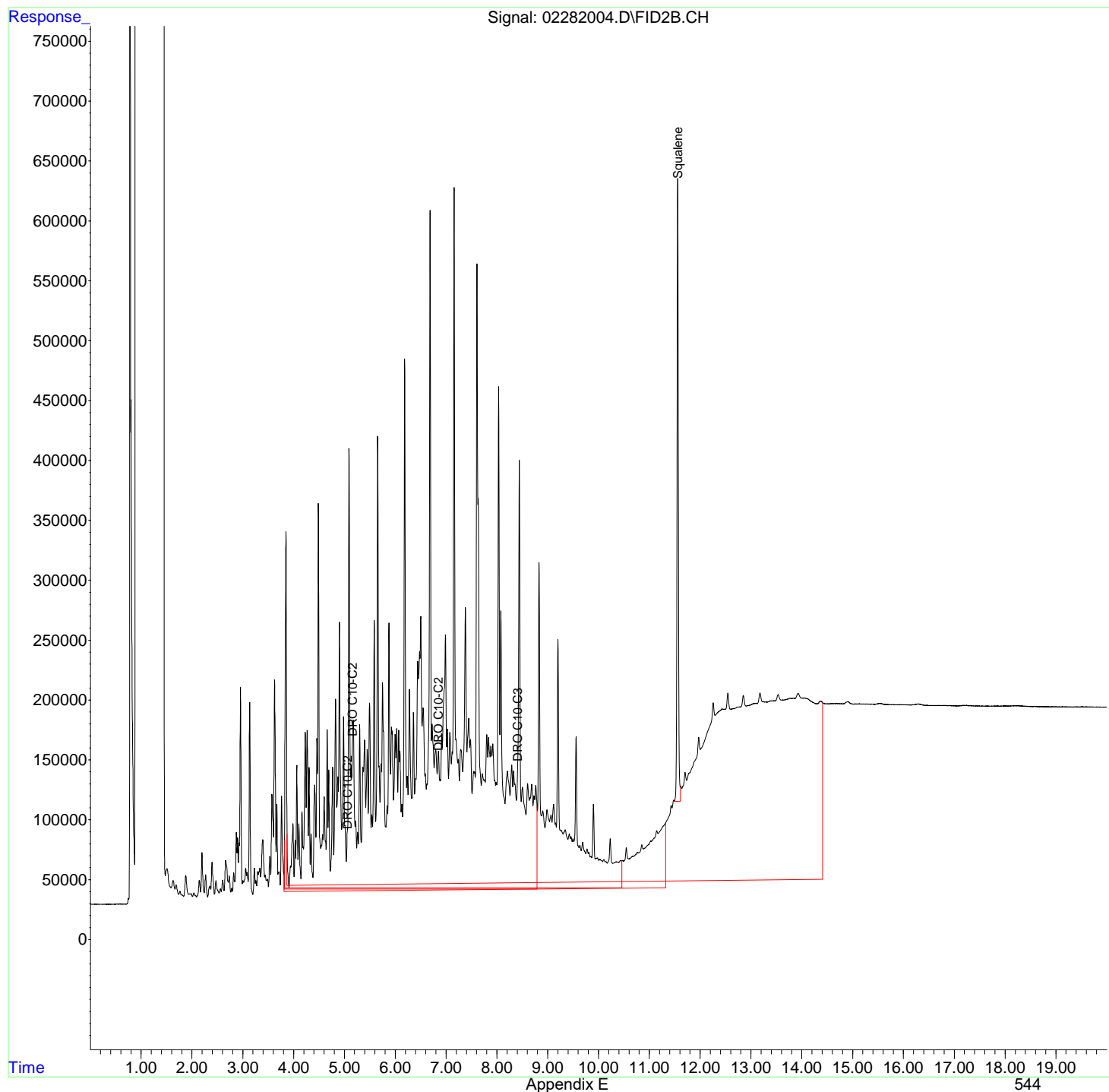
(f)=RT Delta > 1/2 Window

(m)=manual int.

Data Path : R:\2\DATA\022820\  
Data File : 02282004.D  
Signal(s) : FID2B.CH  
Acq On : 28 Feb 2020 10:21 am  
Operator : GCSVOC-Dhiren  
Sample : ICAL2-DRO-022820  
Misc :  
ALS Vial : 4 Sample Multiplier: 1

Integration File: EVENTS.E  
Quant Time: Feb 28 13:14:23 2020  
Quant Method : Z:\HPCHEM\2\METHODS\022820DRO-ORO.M  
Quant Title : DRO-ORO 09-09-15 DRO/ORO  
QLast Update : Fri Feb 28 13:13:00 2020  
Response via : Initial Calibration  
Integrator: ChemStation 6890 Scale Mode: Large solvent peaks clipped

Volume Inj. :  
Signal Phase :  
Signal Info :



Data Path : R:\2\DATA\022820\  
 Data File : 02282005.D  
 Signal(s) : FID2B.CH  
 Acq On : 28 Feb 2020 10:48 am  
 Operator : GCSVOC-Dhiren  
 Sample : ICAL3-DRO-022820  
 Misc :  
 ALS Vial : 5 Sample Multiplier: 1

Integration File: EVENTS.E  
 Quant Time: Feb 28 13:12:47 2020  
 Quant Method : Z:\HPCHEM\2\METHODS\022820DRO-ORO.M  
 Quant Title : DRO-ORO 09-09-15 DRO/ORO  
 QLast Update : Fri Feb 28 13:10:23 2020  
 Response via : Initial Calibration  
 Integrator: ChemStation 6890 Scale Mode: Large solvent peaks clipped

Volume Inj. :  
 Signal Phase :  
 Signal Info :

Compound	R.T.	Response	Conc	Units
-----				
System Monitoring Compounds				
4) S n-Eicosane	0.000	0	N.D.	ug/mL
8) S1 Squalene	11.558	15340055	10.594	ug/mL
Target Compounds				
1) H DRO C10-C20	5.050	804620739	542.094	ug/mLm
2) H DRO C10-C25	5.150	872619468	503.264	ug/mLm
3) H DRO C10-C28	6.850	888947826	501.489	ug/mLm
5) H1 ORO C20-C34	0.000	0	N.D.	ug/mL
6) H1 ORO C25-C36	0.000	0	N.D.	ug/mL
7) H1 DRO C10-C36	8.400	1097806521	632.630	ug/mLm
-----				

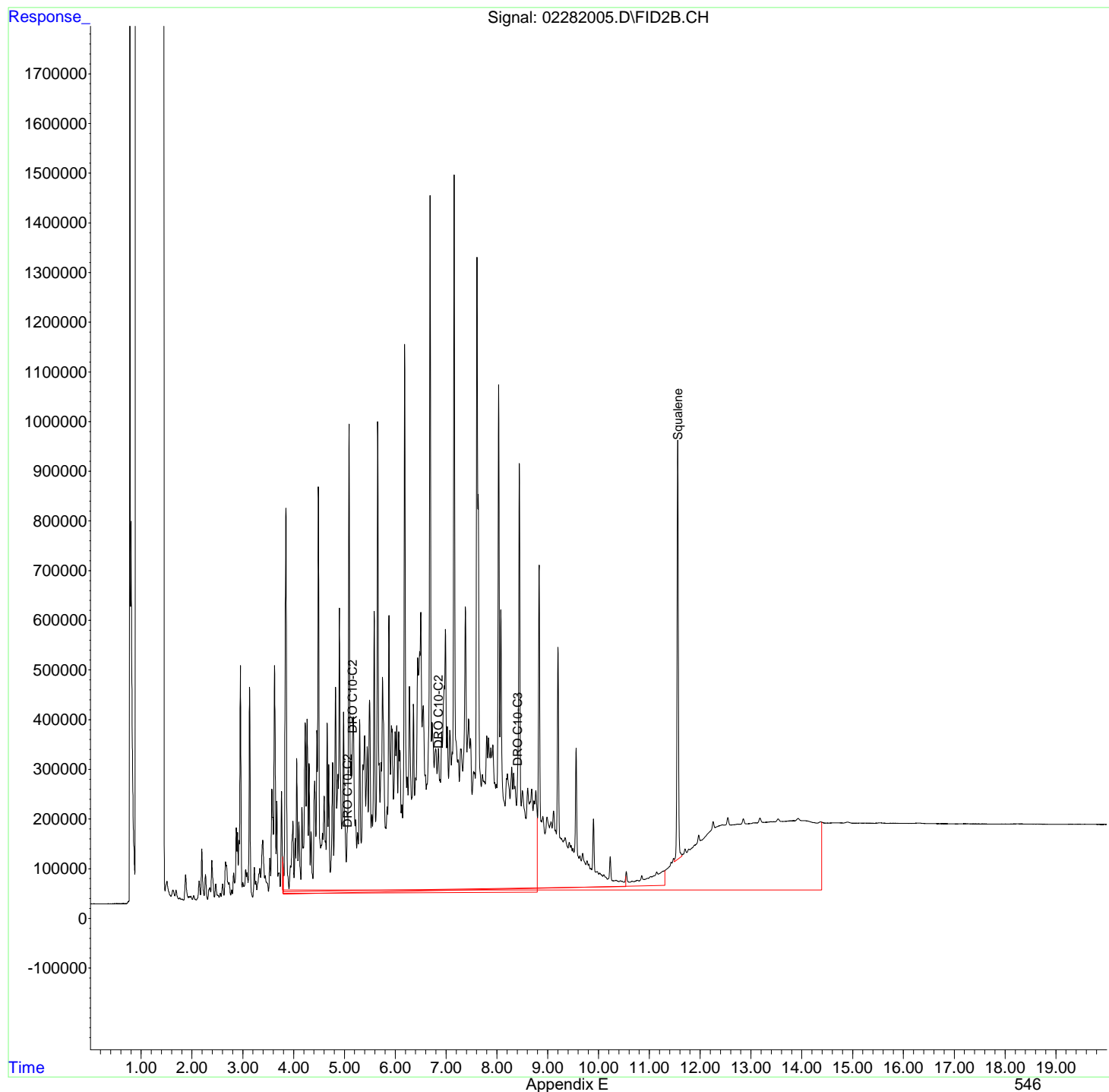
(f)=RT Delta > 1/2 Window

(m)=manual int.

Data Path : R:\2\DATA\022820\  
Data File : 02282005.D  
Signal(s) : FID2B.CH  
Acq On : 28 Feb 2020 10:48 am  
Operator : GCSVOC-Dhiren  
Sample : ICAL3-DRO-022820  
Misc :  
ALS Vial : 5 Sample Multiplier: 1

Integration File: EVENTS.E  
Quant Time: Feb 28 13:12:47 2020  
Quant Method : Z:\HPCHEM\2\METHODS\022820DRO-ORO.M  
Quant Title : DRO-ORO 09-09-15 DRO/ORO  
QLast Update : Fri Feb 28 13:10:23 2020  
Response via : Initial Calibration  
Integrator: ChemStation 6890 Scale Mode: Large solvent peaks clipped

Volume Inj. :  
Signal Phase :  
Signal Info :



Data Path : R:\2\DATA\022820\  
 Data File : 02282006.D  
 Signal(s) : FID2B.CH  
 Acq On : 28 Feb 2020 11:15 am  
 Operator : GCSVOC-Dhiren  
 Sample : ICAL4-DRO-022820  
 Misc :  
 ALS Vial : 6 Sample Multiplier: 1

Integration File: EVENTS.E  
 Quant Time: Feb 28 13:05:25 2020  
 Quant Method : Z:\HPCHEM\2\METHODS\022820DRO-ORO.M  
 Quant Title : DRO-ORO 09-09-15 DRO/ORO  
 QLast Update : Wed Sep 21 17:41:04 2016  
 Response via : Initial Calibration  
 Integrator: ChemStation 6890 Scale Mode: Large solvent peaks clipped

Volume Inj. :  
 Signal Phase :  
 Signal Info :

Compound	R.T.	Response	Conc	Units
-----				
System Monitoring Compounds				
4) S n-Eicosane	0.000	0	N.D.	ug/mL
8) S1 Squalene	11.559	31675808	25.067	ug/mLm
Target Compounds				
1) H DRO C10-C20	5.050	1551371374	1088.809	ug/mLm
2) H DRO C10-C25	5.150	1727727251	1040.814	ug/mLm
3) H DRO C10-C28	6.850	1769699199	1052.808	ug/mLm
5) H1 ORO C20-C34	0.000	0	N.D.	ug/mL
6) H1 ORO C25-C36	0.000	0	N.D.	ug/mL
7) H1 DRO C10-C36	8.400	1960365786	1172.457	ug/mLm
-----				

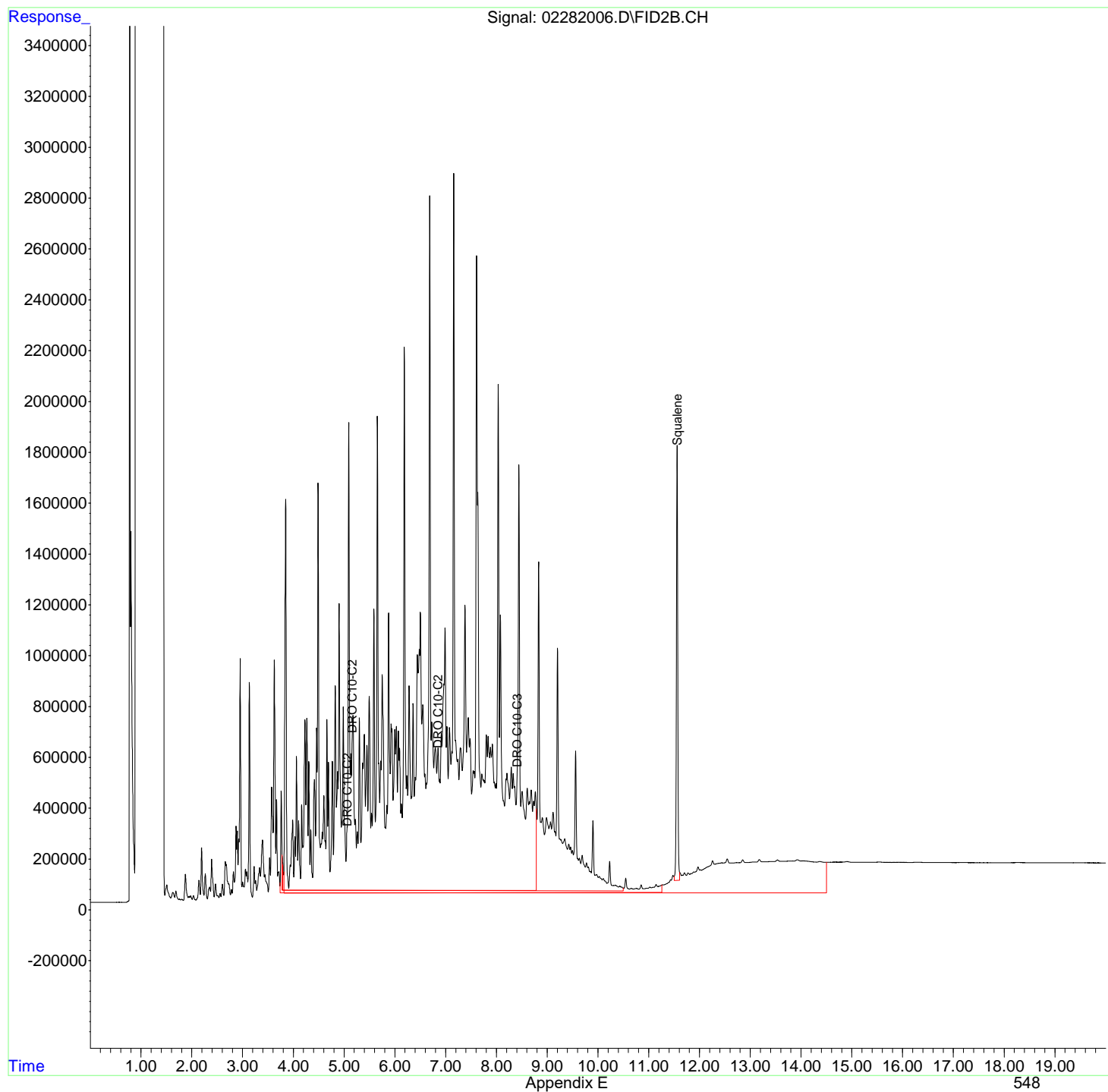
(f)=RT Delta > 1/2 Window

(m)=manual int.

Data Path : R:\2\DATA\022820\  
Data File : 02282006.D  
Signal(s) : FID2B.CH  
Acq On : 28 Feb 2020 11:15 am  
Operator : GCSVOC-Dhiren  
Sample : ICAL4-DRO-022820  
Misc :  
ALS Vial : 6 Sample Multiplier: 1

Integration File: EVENTS.E  
Quant Time: Feb 28 13:05:25 2020  
Quant Method : Z:\HPCHEM\2\METHODS\022820DRO-ORO.M  
Quant Title : DRO-ORO 09-09-15 DRO/ORO  
QLast Update : Wed Sep 21 17:41:04 2016  
Response via : Initial Calibration  
Integrator: ChemStation 6890 Scale Mode: Large solvent peaks clipped

Volume Inj. :  
Signal Phase :  
Signal Info :





Data Path : R:\2\DATA\022820\  
 Data File : 02282007.D  
 Signal(s) : FID2B.CH  
 Acq On : 28 Feb 2020 11:42 am  
 Operator : GCSVOC-Dhiren  
 Sample : ICAL5-DRO-022820  
 Misc :  
 ALS Vial : 7 Sample Multiplier: 1

Integration File: EVENTS.E  
 Quant Time: Feb 28 13:08:15 2020  
 Quant Method : Z:\HPCHEM\2\METHODS\022820DRO-ORO.M  
 Quant Title : DRO-ORO 09-09-15 DRO/ORO  
 QLast Update : Fri Feb 28 13:05:43 2020  
 Response via : Initial Calibration  
 Integrator: ChemStation 6890 Scale Mode: Large solvent peaks clipped

Volume Inj. :  
 Signal Phase :  
 Signal Info :

Compound	R.T.	Response	Conc	Units
-----				
System Monitoring Compounds				
4) S n-Eicosane	0.000	0	N.D.	ug/mL
8) S1 Squalene	11.559	40784589	31.334	ug/mLm
Target Compounds				
1) H DRO C10-C20	5.050	7443190784	5209.838	ug/mLm
2) H DRO C10-C25	5.150	8837285072	5320.408	ug/mLm
3) H DRO C10-C28	6.850	9208054804	5466.982	ug/mLm
5) H1 ORO C20-C34	0.000	0	N.D.	ug/mL
6) H1 ORO C25-C36	0.000	0	N.D.	ug/mL
7) H1 DRO C10-C36	8.400	9031355790	5318.934	ug/mLm
-----				

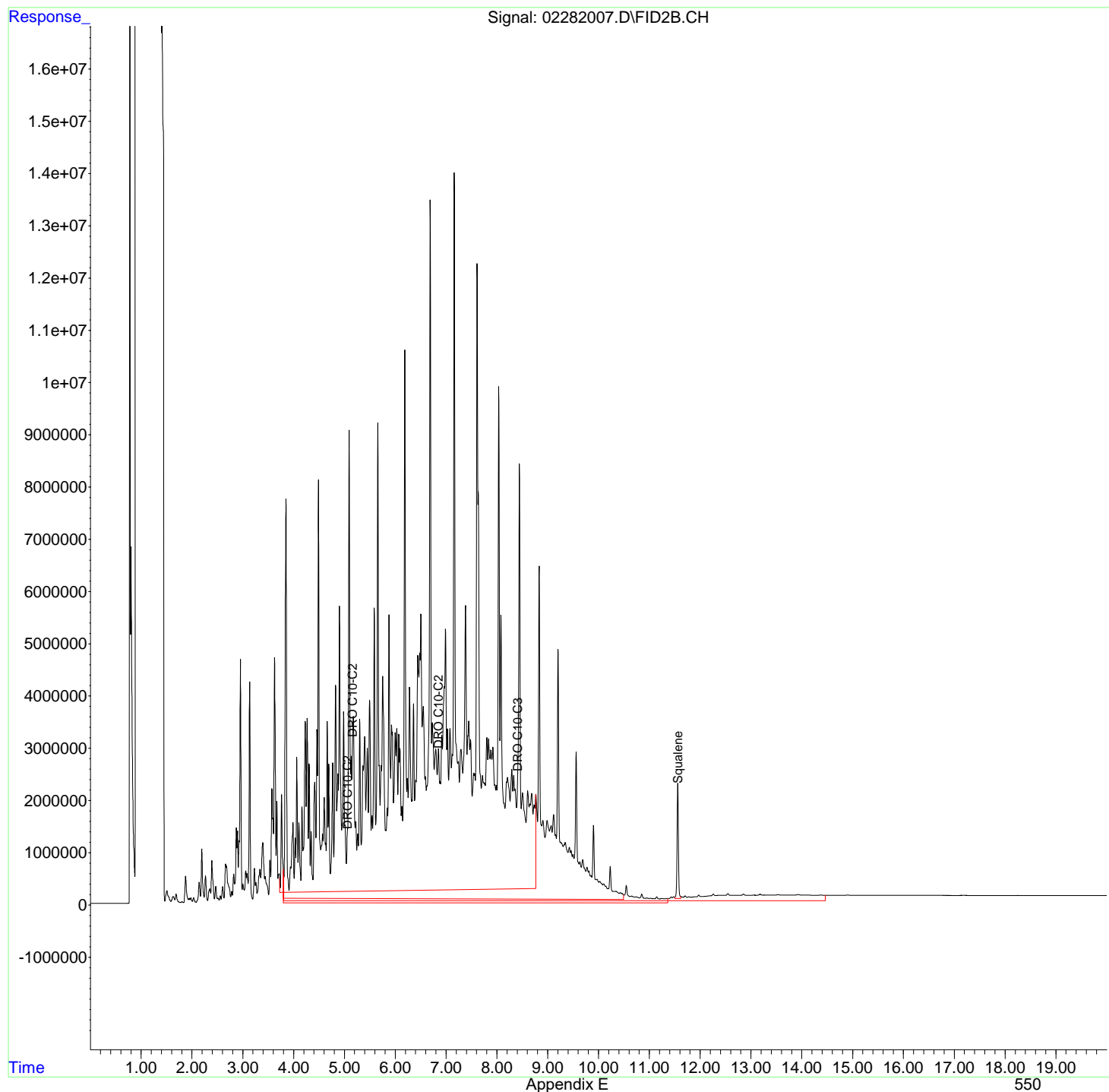
(f)=RT Delta > 1/2 Window

(m)=manual int.

Data Path : R:\2\DATA\022820\  
Data File : 02282007.D  
Signal(s) : FID2B.CH  
Acq On : 28 Feb 2020 11:42 am  
Operator : GCSVOC-Dhiren  
Sample : ICAL5-DRO-022820  
Misc :  
ALS Vial : 7 Sample Multiplier: 1

Integration File: EVENTS.E  
Quant Time: Feb 28 13:08:15 2020  
Quant Method : Z:\HPCHEM\2\METHODS\022820DRO-ORO.M  
Quant Title : DRO-ORO 09-09-15 DRO/ORO  
QLast Update : Fri Feb 28 13:05:43 2020  
Response via : Initial Calibration  
Integrator: ChemStation 6890 Scale Mode: Large solvent peaks clipped

Volume Inj. :  
Signal Phase :  
Signal Info :



Data Path : R:\2\DATA\022820\  
 Data File : 02282008.D  
 Signal(s) : FID2B.CH  
 Acq On : 28 Feb 2020 12:09 pm  
 Operator : GCSVOC-Dhiren  
 Sample : ICAL6-DRO-022820  
 Misc :  
 ALS Vial : 8 Sample Multiplier: 1

Integration File: EVENTS.E  
 Quant Time: Feb 28 13:10:06 2020  
 Quant Method : Z:\HPCHEM\2\METHODS\022820DRO-ORO.M  
 Quant Title : DRO-ORO 09-09-15 DRO/ORO  
 QLast Update : Fri Feb 28 13:08:28 2020  
 Response via : Initial Calibration  
 Integrator: ChemStation 6890 Scale Mode: Large solvent peaks clipped

Volume Inj. :  
 Signal Phase :  
 Signal Info :

Compound	R.T.	Response	Conc	Units
-----				
System Monitoring Compounds				
4) S n-Eicosane	0.000	0	N.D.	ug/mL
8) S1 Squalene	11.559	82285695	60.793	ug/mLm
Target Compounds				
1) H DRO C10-C20	5.050	14859965665	10208.164	ug/mLm
2) H DRO C10-C25	5.150	17320512741	10208.059	ug/mLm
3) H DRO C10-C28	6.850	17552114290	10080.364	ug/mLm
5) H1 ORO C20-C34	0.000	0	N.D.	ug/mL
6) H1 ORO C25-C36	0.000	0	N.D.	ug/mL
7) H1 DRO C10-C36	8.400	17415817236	10000.651	ug/mLm
-----				

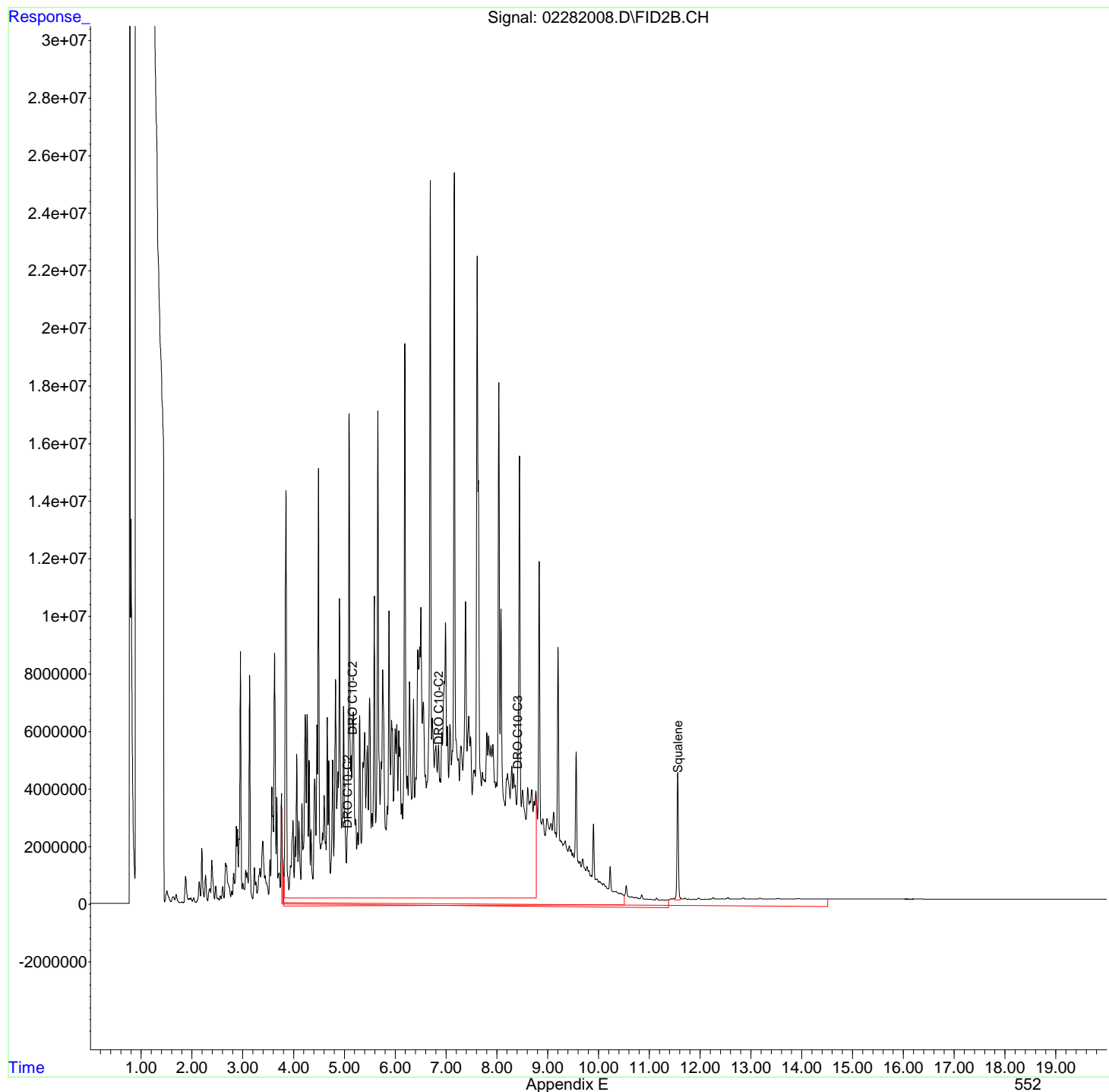
(f)=RT Delta > 1/2 Window

(m)=manual int.

Data Path : R:\2\DATA\022820\  
Data File : 02282008.D  
Signal(s) : FID2B.CH  
Acq On : 28 Feb 2020 12:09 pm  
Operator : GCSVOC-Dhiren  
Sample : ICAL6-DRO-022820  
Misc :  
ALS Vial : 8 Sample Multiplier: 1

Integration File: EVENTS.E  
Quant Time: Feb 28 13:10:06 2020  
Quant Method : Z:\HPCHEM\2\METHODS\022820DRO-ORO.M  
Quant Title : DRO-ORO 09-09-15 DRO/ORO  
QLast Update : Fri Feb 28 13:08:28 2020  
Response via : Initial Calibration  
Integrator: ChemStation 6890 Scale Mode: Large solvent peaks clipped

Volume Inj. :  
Signal Phase :  
Signal Info :



Data Path : R:\2\DATA\022820\  
 Data File : 02282009.D  
 Signal(s) : FID2B.CH  
 Acq On : 28 Feb 2020 12:37 pm  
 Operator : GCSVOC-Dhiren  
 Sample : ICV-DRO-022820  
 Misc :  
 ALS Vial : 9 Sample Multiplier: 1

Integration File: EVENTS.E  
 Quant Time: Feb 28 13:47:19 2020  
 Quant Method : Z:\HPCHEM\2\METHODS\022820DRO-ORO.M  
 Quant Title : DRO-ORO 09-09-15 DRO/ORO  
 QLast Update : Fri Feb 28 13:17:22 2020  
 Response via : Initial Calibration  
 Integrator: ChemStation 6890 Scale Mode: Large solvent peaks clipped

Volume Inj. :  
 Signal Phase :  
 Signal Info :

Min. RRF : 0.000 Min. Rel. Area : 50% Max. R.T. Dev 0.50min  
 Max. RRF Dev : 15% Max. Rel. Area : 150%

	Compound	Amount	Calc.	%Dev	Area%	Dev (Min)
1 H	DRO C10-C20	1000.000	1129.214	-12.9	0	0.00
2 H	DRO C10-C25	1000.000	1037.896	-3.8	0	0.00
3 H	DRO C10-C28	1000.000	1016.536	-1.7	0	0.00
7 H1	DRO C10-C36	1000.000	1075.368	-7.5	0	0.00
8 S1	Squalene	20.000	20.606	-3.0	0	0.00

Evaluate Continuing Calibration Report - Not Found

4 S	n-Eicosane	10.000	0.000	100.0#	0	-8.83#
5 H1	ORO C20-C34	1000.000	0.000	100.0#	0	-9.23#
6 H1	ORO C25-C36	1000.000	0.000	100.0#	0	-10.70#

(#) = Out of Range

SPCC's out = 0 CCC's out = 0

Data Path : R:\2\DATA\022820\  
 Data File : 02282009.D  
 Signal(s) : FID2B.CH  
 Acq On : 28 Feb 2020 12:37 pm  
 Operator : GCSVOC-Dhiren  
 Sample : ICV-DRO-022820  
 Misc :  
 ALS Vial : 9 Sample Multiplier: 1

Integration File: EVENTS.E  
 Quant Time: Feb 28 13:47:19 2020  
 Quant Method : Z:\HPCHEM\2\METHODS\022820DRO-ORO.M  
 Quant Title : DRO-ORO 09-09-15 DRO/ORO  
 QLast Update : Fri Feb 28 13:17:22 2020  
 Response via : Initial Calibration  
 Integrator: ChemStation 6890 Scale Mode: Large solvent peaks clipped

Volume Inj. :  
 Signal Phase :  
 Signal Info :

Compound	R.T.	Response	Conc	Units
-----				
System Monitoring Compounds				
4) S n-Eicosane	0.000	0	N.D.	ug/mL
8) S1 Squalene	11.559	33758071	20.606	ug/mL
Target Compounds				
1) H DRO C10-C20	5.050	1705425261	1129.214	ug/mLm
2) H DRO C10-C25	5.150	1824780223	1037.896	ug/mL
3) H DRO C10-C28	6.850	1837979264	1016.536	ug/mL
5) H1 ORO C20-C34	0.000	0	N.D.	ug/mL
6) H1 ORO C25-C36	0.000	0	N.D.	ug/mL
7) H1 DRO C10-C36	8.400	2055494455	1075.368	ug/mL
-----				

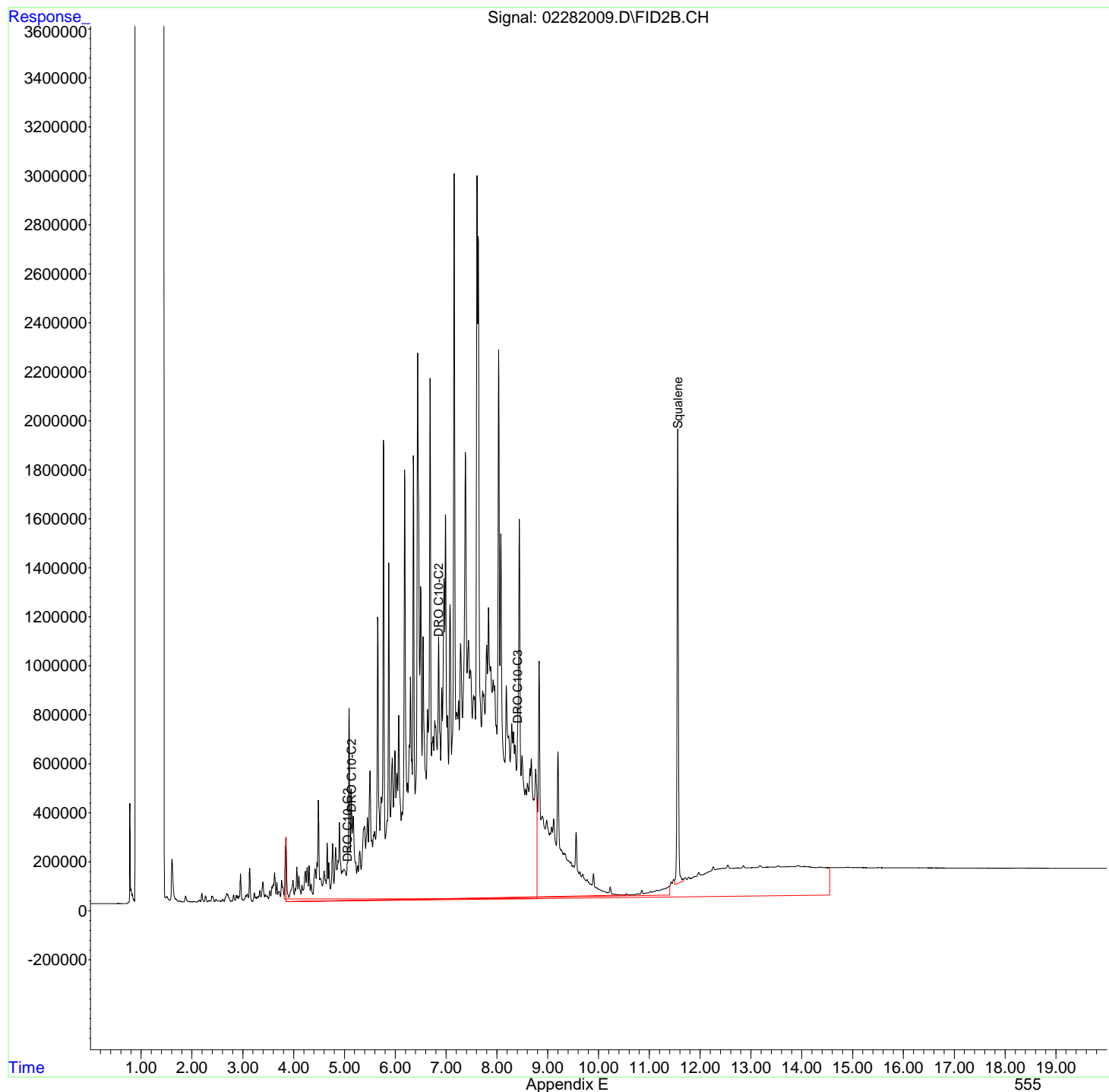
(f)=RT Delta > 1/2 Window

(m)=manual int.

Data Path : R:\2\DATA\022820\  
Data File : 02282009.D  
Signal(s) : FID2B.CH  
Acq On : 28 Feb 2020 12:37 pm  
Operator : GCSVOC-Dhiren  
Sample : ICV-DRO-022820  
Misc :  
ALS Vial : 9 Sample Multiplier: 1

Integration File: EVENTS.E  
Quant Time: Feb 28 13:47:19 2020  
Quant Method : Z:\HPCHEM\2\METHODS\022820DRO-ORO.M  
Quant Title : DRO-ORO 09-09-15 DRO/ORO  
QLast Update : Fri Feb 28 13:17:22 2020  
Response via : Initial Calibration  
Integrator: ChemStation 6890 Scale Mode: Large solvent peaks clipped

Volume Inj. :  
Signal Phase :  
Signal Info :



Data Path : R:\2\DATA\022820\  
 Data File : 02282010.D  
 Signal(s) : FID2B.CH  
 Acq On : 28 Feb 2020 1:04 pm  
 Operator : GCSVOC-Dhiren  
 Sample : ICAL1-ORO-022820  
 Misc :  
 ALS Vial : 10 Sample Multiplier: 1

Integration File: EVENTS.E  
 Quant Time: Feb 28 16:30:06 2020  
 Quant Method : Z:\HPCHEM\2\METHODS\022820DRO-ORO.M  
 Quant Title : DRO-ORO 09-09-15 DRO/ORO  
 QLast Update : Fri Feb 28 16:28:53 2020  
 Response via : Initial Calibration  
 Integrator: ChemStation 6890 Scale Mode: Large solvent peaks clipped

Volume Inj. :  
 Signal Phase :  
 Signal Info :

Compound	R.T.	Response	Conc Units
-----			
System Monitoring Compounds			
4) S n-Eicosane	8.830	5866792	3.342 ug/mLm
8) S1 Squalene	0.000	0	N.D. ug/mL
Target Compounds			
1) H DRO C10-C20	0.000	0	N.D. ug/mL
2) H DRO C10-C25	0.000	0	N.D. ug/mL
3) H DRO C10-C28	0.000	0	N.D. ug/mL
5) H1 ORO C20-C34	9.230	341464776	310.717 ug/mLm
6) H1 ORO C25-C36	10.700	419091154	319.851 ug/mLm
7) H1 DRO C10-C36	0.000	0	N.D. ug/mL
-----			

(f)=RT Delta > 1/2 Window

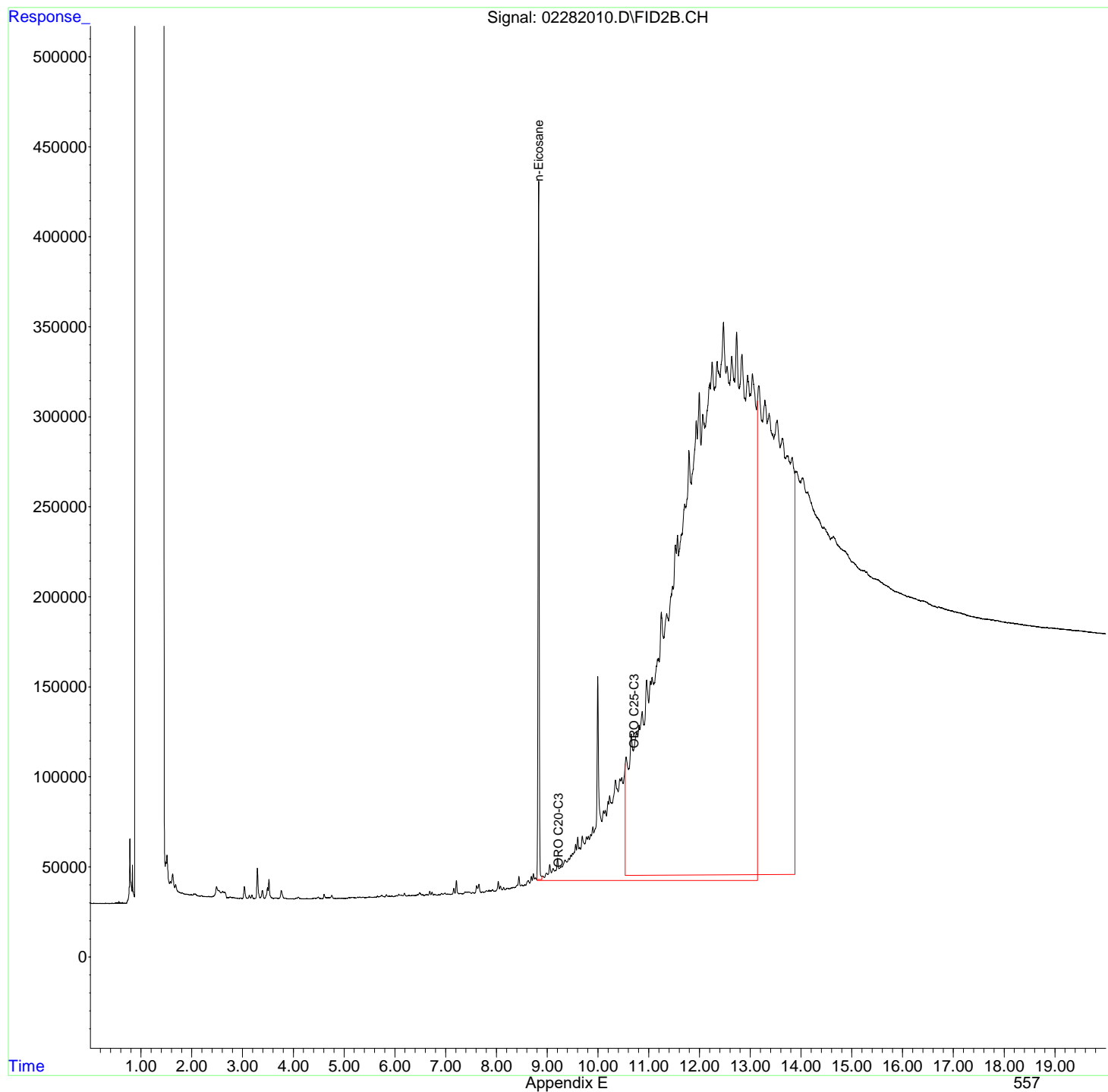
(m)=manual int.



Data Path : R:\2\DATA\022820\  
Data File : 02282010.D  
Signal(s) : FID2B.CH  
Acq On : 28 Feb 2020 1:04 pm  
Operator : GCSVOC-Dhiren  
Sample : ICAL1-ORO-022820  
Misc :  
ALS Vial : 10 Sample Multiplier: 1

Integration File: EVENTS.E  
Quant Time: Feb 28 16:30:06 2020  
Quant Method : Z:\HPCHEM\2\METHODS\022820DRO-ORO.M  
Quant Title : DRO-ORO 09-09-15 DRO/ORO  
QLast Update : Fri Feb 28 16:28:53 2020  
Response via : Initial Calibration  
Integrator: ChemStation 6890 Scale Mode: Large solvent peaks clipped

Volume Inj. :  
Signal Phase :  
Signal Info :



Data Path : R:\2\DATA\022820\  
 Data File : 02282011.D  
 Signal(s) : FID2B.CH  
 Acq On : 28 Feb 2020 1:31 pm  
 Operator : GCSVOC-Dhiren  
 Sample : ICAL2-ORO-022820  
 Misc :  
 ALS Vial : 11 Sample Multiplier: 1

Integration File: EVENTS.E  
 Quant Time: Feb 28 16:28:43 2020  
 Quant Method : Z:\HPCHEM\2\METHODS\022820DRO-ORO.M  
 Quant Title : DRO-ORO 09-09-15 DRO/ORO  
 QLast Update : Fri Feb 28 16:27:29 2020  
 Response via : Initial Calibration  
 Integrator: ChemStation 6890 Scale Mode: Large solvent peaks clipped

Volume Inj. :  
 Signal Phase :  
 Signal Info :

Compound	R.T.	Response	Conc	Units
-----				
System Monitoring Compounds				
4) S n-Eicosane	8.830	11223436	6.565	ug/mLm
8) S1 Squalene	0.000	0	N.D.	ug/mL
Target Compounds				
1) H DRO C10-C20	0.000	0	N.D.	ug/mL
2) H DRO C10-C25	0.000	0	N.D.	ug/mL
3) H DRO C10-C28	0.000	0	N.D.	ug/mL
5) H1 ORO C20-C34	9.230	636095599	581.549	ug/mLm
6) H1 ORO C25-C36	10.700	774934106	594.404	ug/mLm
7) H1 DRO C10-C36	0.000	0	N.D.	ug/mL
-----				

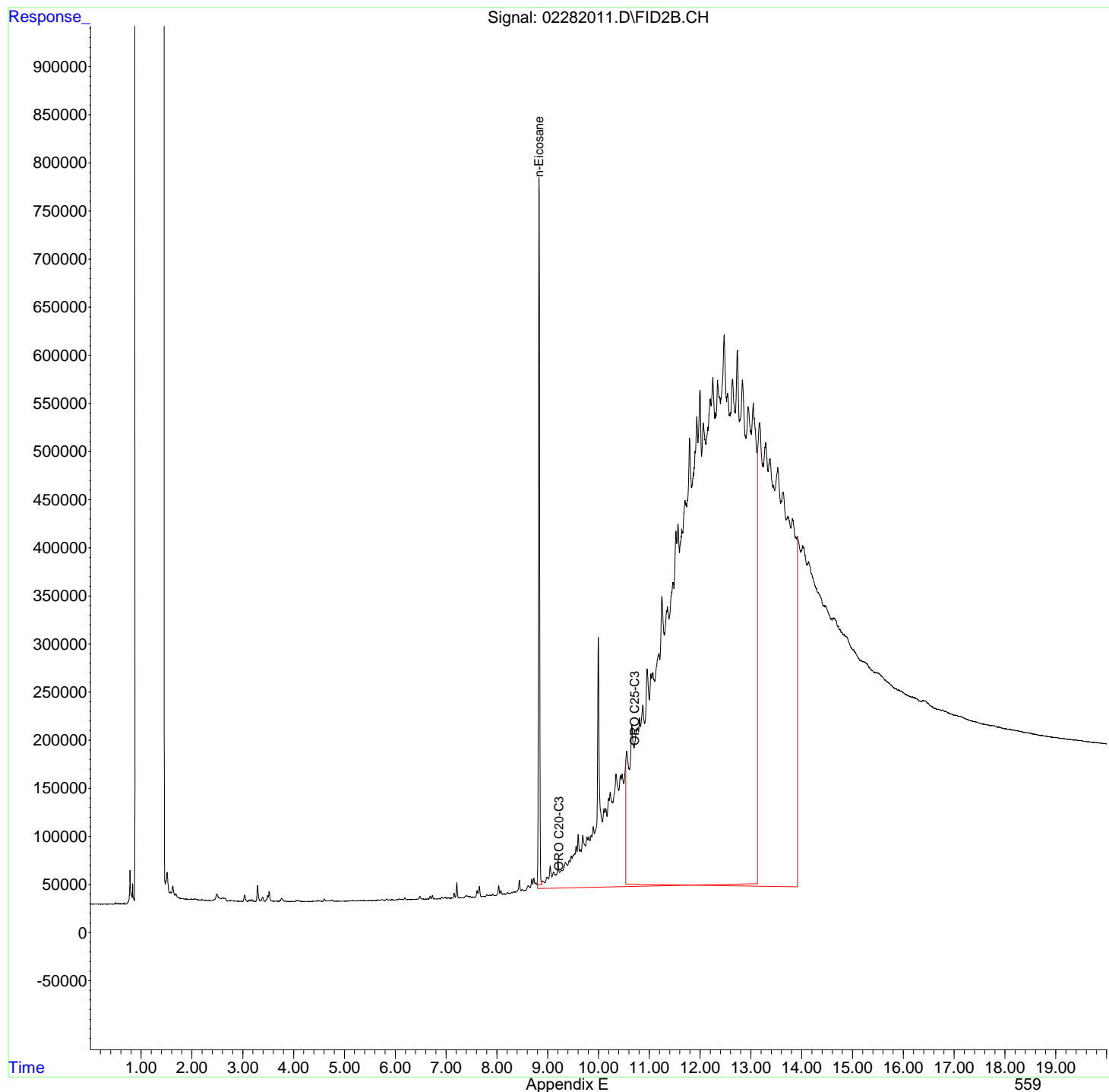
(f)=RT Delta > 1/2 Window

(m)=manual int.

Data Path : R:\2\DATA\022820\  
Data File : 02282011.D  
Signal(s) : FID2B.CH  
Acq On : 28 Feb 2020 1:31 pm  
Operator : GCSVOC-Dhiren  
Sample : ICAL2-ORO-022820  
Misc :  
ALS Vial : 11 Sample Multiplier: 1

Integration File: EVENTS.E  
Quant Time: Feb 28 16:28:43 2020  
Quant Method : Z:\HPCHEM\2\METHODS\022820DRO-ORO.M  
Quant Title : DRO-ORO 09-09-15 DRO/ORO  
QLast Update : Fri Feb 28 16:27:29 2020  
Response via : Initial Calibration  
Integrator: ChemStation 6890 Scale Mode: Large solvent peaks clipped

Volume Inj. :  
Signal Phase :  
Signal Info :



Data Path : R:\2\DATA\022820\  
 Data File : 02282012.D  
 Signal(s) : FID2B.CH  
 Acq On : 28 Feb 2020 1:58 pm  
 Operator : GCSVOC-Dhiren  
 Sample : ICAL3-ORO-022820  
 Misc :  
 ALS Vial : 12 Sample Multiplier: 1

Integration File: EVENTS.E  
 Quant Time: Feb 28 16:31:07 2020  
 Quant Method : Z:\HPCHEM\2\METHODS\022820DRO-ORO.M  
 Quant Title : DRO-ORO 09-09-15 DRO/ORO  
 QLast Update : Fri Feb 28 16:26:05 2020  
 Response via : Initial Calibration  
 Integrator: ChemStation 6890 Scale Mode: Large solvent peaks clipped

Volume Inj. :  
 Signal Phase :  
 Signal Info :

Compound	R.T.	Response	Conc Units
-----			
System Monitoring Compounds			
4) S n-Eicosane	8.830	16825611	9.425 ug/mLm
8) S1 Squalene	0.000	0	N.D. ug/mL
Target Compounds			
1) H DRO C10-C20	0.000	0	N.D. ug/mL
2) H DRO C10-C25	0.000	0	N.D. ug/mL
3) H DRO C10-C28	0.000	0	N.D. ug/mL
5) H1 ORO C20-C34	9.230	1012315251	919.680 ug/mLm
6) H1 ORO C25-C36	10.700	1215197095	925.212 ug/mLm
7) H1 DRO C10-C36	0.000	0	N.D. ug/mL
-----			

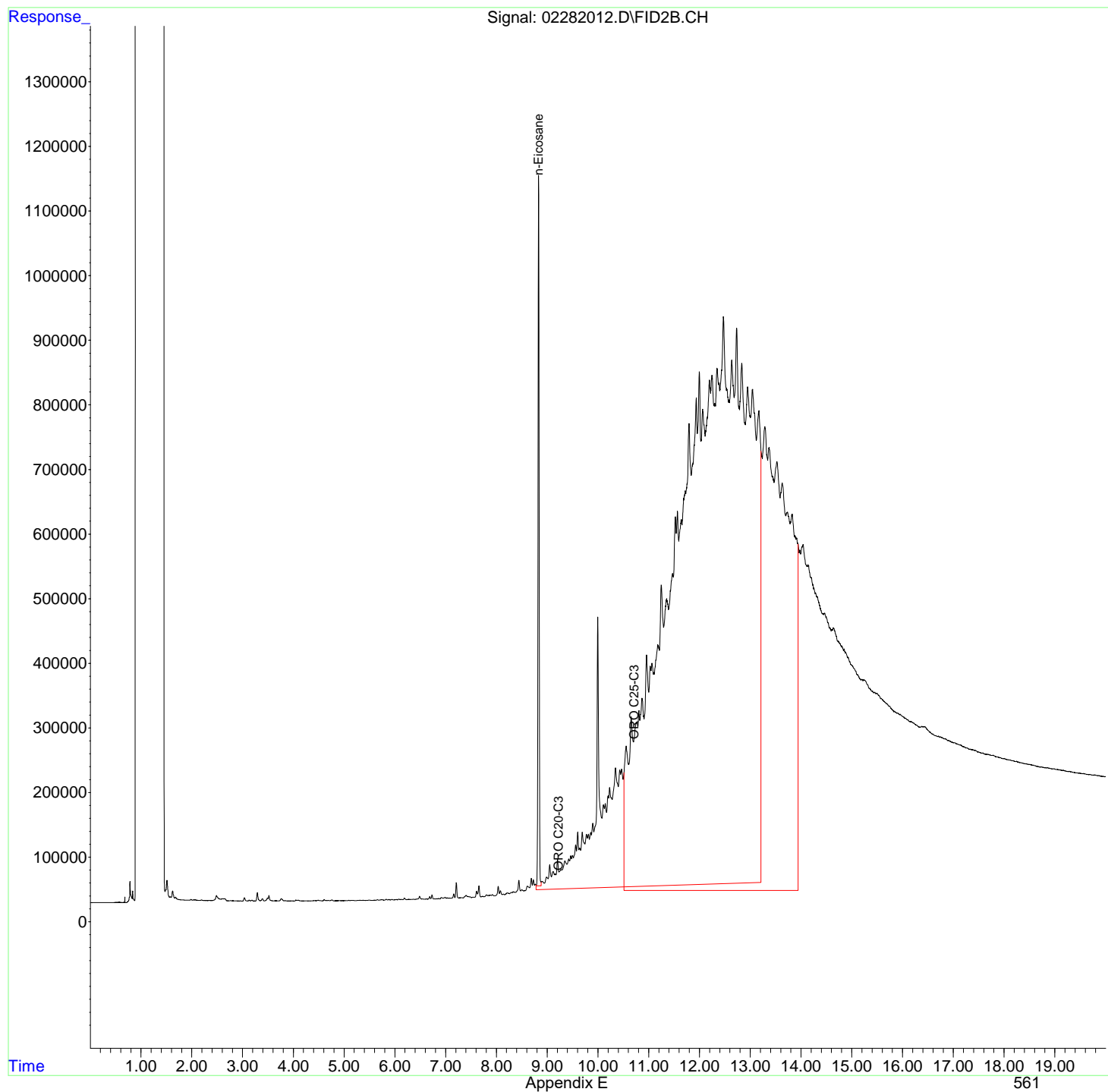
(f)=RT Delta > 1/2 Window

(m)=manual int.

Data Path : R:\2\DATA\022820\  
Data File : 02282012.D  
Signal(s) : FID2B.CH  
Acq On : 28 Feb 2020 1:58 pm  
Operator : GCSVOC-Dhiren  
Sample : ICAL3-ORO-022820  
Misc :  
ALS Vial : 12 Sample Multiplier: 1

Integration File: EVENTS.E  
Quant Time: Feb 28 16:31:07 2020  
Quant Method : Z:\HPCHEM\2\METHODS\022820DRO-ORO.M  
Quant Title : DRO-ORO 09-09-15 DRO/ORO  
QLast Update : Fri Feb 28 16:26:05 2020  
Response via : Initial Calibration  
Integrator: ChemStation 6890 Scale Mode: Large solvent peaks clipped

Volume Inj. :  
Signal Phase :  
Signal Info :



Data Path : R:\2\DATA\022820\  
 Data File : 02282013.D  
 Signal(s) : FID2B.CH  
 Acq On : 28 Feb 2020 2:26 pm  
 Operator : GCSVOC-Dhiren  
 Sample : ICAL4-ORO-022820  
 Misc :  
 ALS Vial : 13 Sample Multiplier: 1

Integration File: EVENTS.E  
 Quant Time: Feb 28 16:22:59 2020  
 Quant Method : Z:\HPCHEM\2\METHODS\022820DRO-ORO.M  
 Quant Title : DRO-ORO 09-09-15 DRO/ORO  
 QLast Update : Fri Feb 28 13:17:22 2020  
 Response via : Initial Calibration  
 Integrator: ChemStation 6890 Scale Mode: Large solvent peaks clipped

Volume Inj. :  
 Signal Phase :  
 Signal Info :

Compound	R.T.	Response	Conc	Units
-----				
System Monitoring Compounds				
4) S n-Eicosane	8.830	39386866	22.515	ug/mL
8) S1 Squalene	0.000	0	N.D.	ug/mL
Target Compounds				
1) H DRO C10-C20	0.000	0	N.D.	ug/mL
2) H DRO C10-C25	0.000	0	N.D.	ug/mL
3) H DRO C10-C28	0.000	0	N.D.	ug/mL
5) H1 ORO C20-C34	9.230	2290086064	1904.813	ug/mLm
6) H1 ORO C25-C36	10.700	2707102231	1906.042	ug/mLm
7) H1 DRO C10-C36	0.000	0	N.D.	ug/mL
-----				

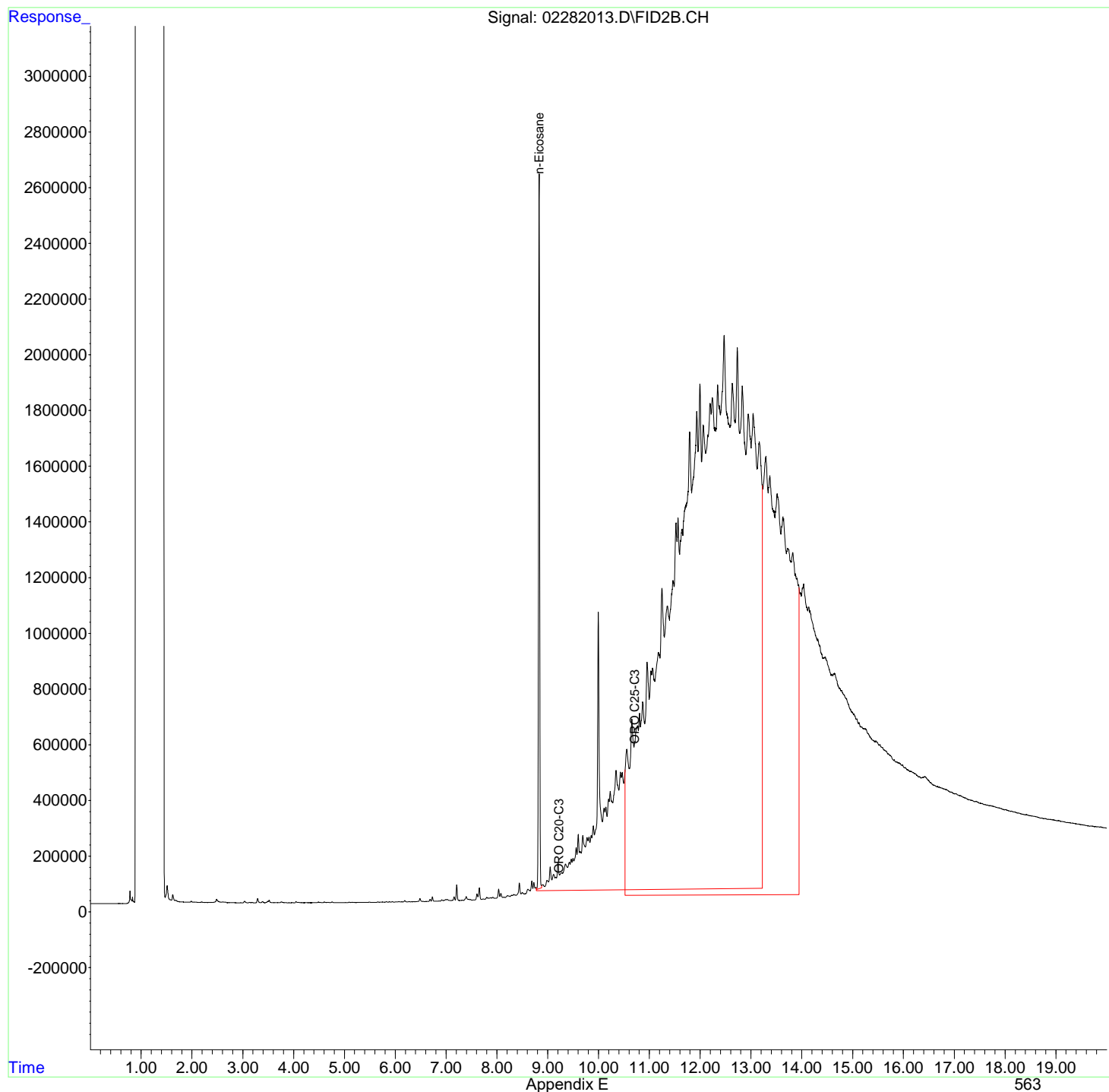
(f)=RT Delta > 1/2 Window

(m)=manual int.

Data Path : R:\2\DATA\022820\  
Data File : 02282013.D  
Signal(s) : FID2B.CH  
Acq On : 28 Feb 2020 2:26 pm  
Operator : GCSVOC-Dhiren  
Sample : ICAL4-ORO-022820  
Misc :  
ALS Vial : 13 Sample Multiplier: 1

Integration File: EVENTS.E  
Quant Time: Feb 28 16:22:59 2020  
Quant Method : Z:\HPCHEM\2\METHODS\022820DRO-ORO.M  
Quant Title : DRO-ORO 09-09-15 DRO/ORO  
QLast Update : Fri Feb 28 13:17:22 2020  
Response via : Initial Calibration  
Integrator: ChemStation 6890 Scale Mode: Large solvent peaks clipped

Volume Inj. :  
Signal Phase :  
Signal Info :



Data Path : R:\2\DATA\022820\  
 Data File : 02282014.D  
 Signal(s) : FID2B.CH  
 Acq On : 28 Feb 2020 2:53 pm  
 Operator : GCSVOC-Dhiren  
 Sample : ICAL5-ORO-022820  
 Misc :  
 ALS Vial : 14 Sample Multiplier: 1

Integration File: EVENTS.E  
 Quant Time: Feb 28 16:24:31 2020  
 Quant Method : Z:\HPCHEM\2\METHODS\022820DRO-ORO.M  
 Quant Title : DRO-ORO 09-09-15 DRO/ORO  
 QLast Update : Fri Feb 28 16:23:13 2020  
 Response via : Initial Calibration  
 Integrator: ChemStation 6890 Scale Mode: Large solvent peaks clipped

Volume Inj. :  
 Signal Phase :  
 Signal Info :

Compound	R.T.	Response	Conc	Units
-----				
System Monitoring Compounds				
4) S n-Eicosane	8.830	47907992	26.612	ug/mL
8) S1 Squalene	0.000	0	N.D.	ug/mL
Target Compounds				
1) H DRO C10-C20	0.000	0	N.D.	ug/mL
2) H DRO C10-C25	0.000	0	N.D.	ug/mL
3) H DRO C10-C28	0.000	0	N.D.	ug/mL
5) H1 ORO C20-C34	9.230	5361987562	4471.055	ug/mLm
6) H1 ORO C25-C36	10.700	6368407366	4501.447	ug/mLm
7) H1 DRO C10-C36	0.000	0	N.D.	ug/mL
-----				

(f)=RT Delta > 1/2 Window

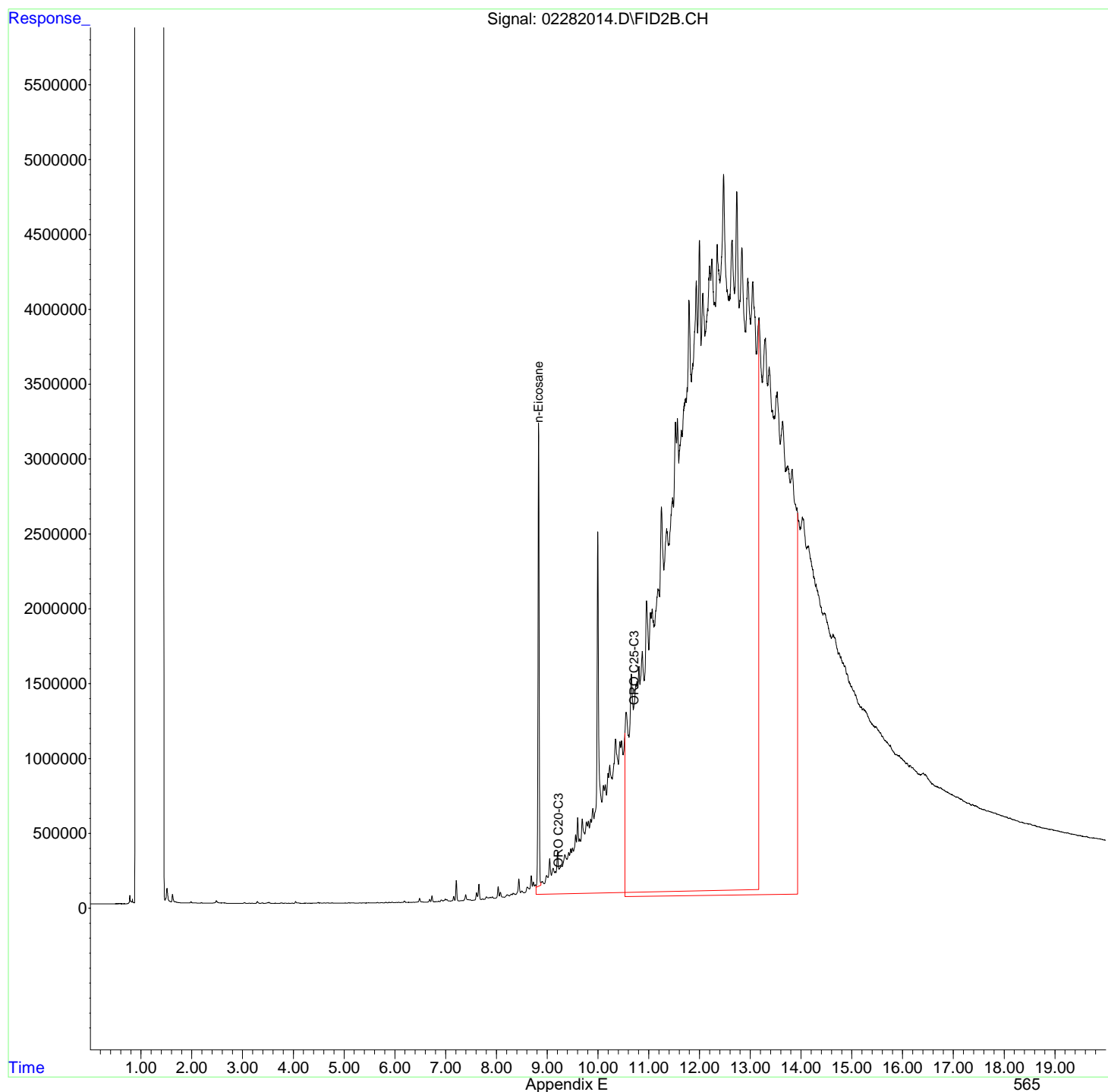
(m)=manual int.



Data Path : R:\2\DATA\022820\  
Data File : 02282014.D  
Signal(s) : FID2B.CH  
Acq On : 28 Feb 2020 2:53 pm  
Operator : GCSVOC-Dhiren  
Sample : ICAL5-ORO-022820  
Misc :  
ALS Vial : 14 Sample Multiplier: 1

Integration File: EVENTS.E  
Quant Time: Feb 28 16:24:31 2020  
Quant Method : Z:\HPCHEM\2\METHODS\022820DRO-ORO.M  
Quant Title : DRO-ORO 09-09-15 DRO/ORO  
QLast Update : Fri Feb 28 16:23:13 2020  
Response via : Initial Calibration  
Integrator: ChemStation 6890 Scale Mode: Large solvent peaks clipped

Volume Inj. :  
Signal Phase :  
Signal Info :



Data Path : R:\2\DATA\022820\  
 Data File : 02282015.D  
 Signal(s) : FID2B.CH  
 Acq On : 28 Feb 2020 3:20 pm  
 Operator : GCSVOC-Dhiren  
 Sample : ICAL6-ORO-022820  
 Misc :  
 ALS Vial : 15 Sample Multiplier: 1

Integration File: EVENTS.E  
 Quant Time: Feb 28 16:25:51 2020  
 Quant Method : Z:\HPCHEM\2\METHODS\022820DRO-ORO.M  
 Quant Title : DRO-ORO 09-09-15 DRO/ORO  
 QLast Update : Fri Feb 28 16:24:44 2020  
 Response via : Initial Calibration  
 Integrator: ChemStation 6890 Scale Mode: Large solvent peaks clipped

Volume Inj. :  
 Signal Phase :  
 Signal Info :

Compound	R.T.	Response	Conc Units
-----			
System Monitoring Compounds			
4) S n-Eicosane	8.830	94381592	50.949 ug/mLm
8) S1 Squalene	0.000	0	N.D. ug/mL
Target Compounds			
1) H DRO C10-C20	0.000	0	N.D. ug/mL
2) H DRO C10-C25	0.000	0	N.D. ug/mL
3) H DRO C10-C28	0.000	0	N.D. ug/mL
5) H1 ORO C20-C34	9.230	11034923001	9485.881 ug/mLm
6) H1 ORO C25-C36	10.700	13173356082	9591.075 ug/mLm
7) H1 DRO C10-C36	0.000	0	N.D. ug/mL
-----			

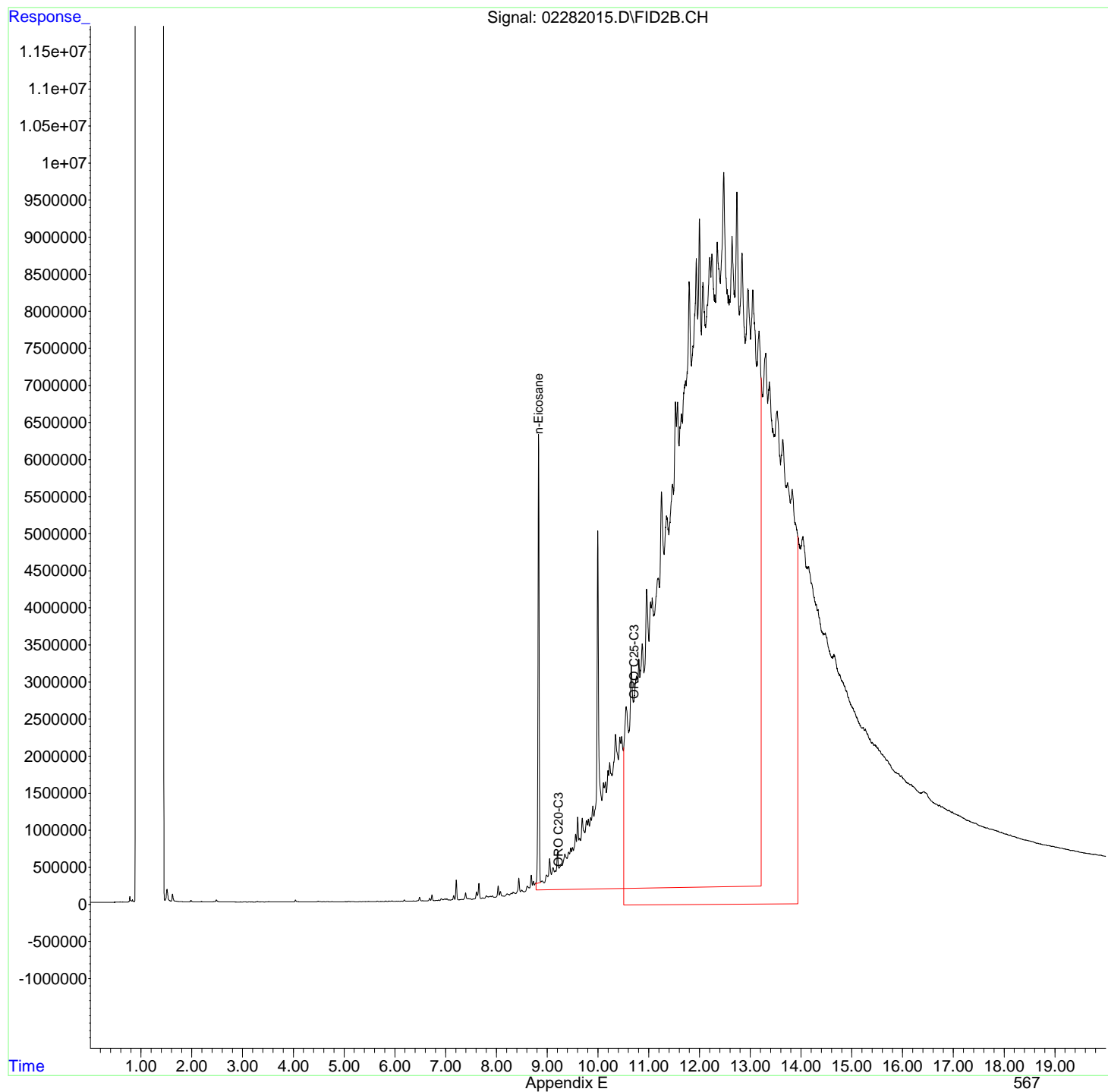
(f)=RT Delta > 1/2 Window

(m)=manual int.

Data Path : R:\2\DATA\022820\  
Data File : 02282015.D  
Signal(s) : FID2B.CH  
Acq On : 28 Feb 2020 3:20 pm  
Operator : GCSVOC-Dhiren  
Sample : ICAL6-ORO-022820  
Misc :  
ALS Vial : 15 Sample Multiplier: 1

Integration File: EVENTS.E  
Quant Time: Feb 28 16:25:51 2020  
Quant Method : Z:\HPCHEM\2\METHODS\022820DRO-ORO.M  
Quant Title : DRO-ORO 09-09-15 DRO/ORO  
QLast Update : Fri Feb 28 16:24:44 2020  
Response via : Initial Calibration  
Integrator: ChemStation 6890 Scale Mode: Large solvent peaks clipped

Volume Inj. :  
Signal Phase :  
Signal Info :



Data Path : R:\2\DATA\022820\  
Data File : 02282019.D  
Signal(s) : FID2B.CH  
Acq On : 28 Feb 2020 4:42 pm  
Operator : GCSVOC-Dhiren  
Sample : ICV-ORO-022820  
Misc :  
ALS Vial : 16 Sample Multiplier: 1

Integration File: EVENTS.E  
Quant Time: Mar 02 10:21:23 2020  
Quant Method : Z:\HPCHEM\2\METHODS\022820DRO-ORO.M  
Quant Title : DRO-ORO 09-09-15 DRO/ORO  
QLast Update : Fri Feb 28 16:32:12 2020  
Response via : Initial Calibration  
Integrator: ChemStation 6890 Scale Mode: Large solvent peaks clipped

Volume Inj. :  
Signal Phase :  
Signal Info :

Min. RRF : 0.000 Min. Rel. Area : 50% Max. R.T. Dev 0.50min  
Max. RRF Dev : 15% Max. Rel. Area : 150%

	Compound	Amount	Calc.	%Dev	Area%	Dev (Min)
4 S	n-Eicosane	10.000	10.323	-3.2	0	0.00
5 H1	ORO C20-C34	1000.000	1048.669	-4.9	0	0.00
6 H1	ORO C25-C36	1000.000	1012.673	-1.3	0	0.00
7 H1	DRO C10-C36	1000.000	-110.518	111.1#	0	-8.40#

## Evaluate Continuing Calibration Report - Not Finds

1 H	DRO C10-C20	1000.000	0.000	100.0#	0	-5.05#
2 H	DRO C10-C25	1000.000	0.000	100.0#	0	-5.15#
3 H	DRO C10-C28	1000.000	0.000	100.0#	0	-6.85#
8 S1	Squalene	20.000	0.000	100.0#	0	-11.56#

(#) = Out of Range

SPCC's out = 0 CCC's out = 0

Data Path : R:\2\DATA\022820\  
 Data File : 02282019.D  
 Signal(s) : FID2B.CH  
 Acq On : 28 Feb 2020 4:42 pm  
 Operator : GCSVOC-Dhiren  
 Sample : ICV-ORO-022820  
 Misc :  
 ALS Vial : 16 Sample Multiplier: 1

Integration File: EVENTS.E  
 Quant Time: Mar 02 10:21:23 2020  
 Quant Method : Z:\HPCHEM\2\METHODS\022820DRO-ORO.M  
 Quant Title : DRO-ORO 09-09-15 DRO/ORO  
 QLast Update : Fri Feb 28 16:32:12 2020  
 Response via : Initial Calibration  
 Integrator: ChemStation 6890 Scale Mode: Large solvent peaks clipped

Volume Inj. :  
 Signal Phase :  
 Signal Info :

Compound	R.T.	Response	Conc	Units
-----				
System Monitoring Compounds				
4) S n-Eicosane	8.829	20286320	10.323	ug/mL
8) S1 Squalene	0.000	0	N.D.	ug/mL
Target Compounds				
1) H DRO C10-C20	0.000	0	N.D.	ug/mL
2) H DRO C10-C25	0.000	0	N.D.	ug/mL
3) H DRO C10-C28	0.000	0	N.D.	ug/mL
5) H1 ORO C20-C34	9.230	1225012496	1048.669	ug/mLm
6) H1 ORO C25-C36	10.700	1423053499	1012.673	ug/mLm
7) H1 DRO C10-C36	0.000	0	N.D.	ug/mL
-----				

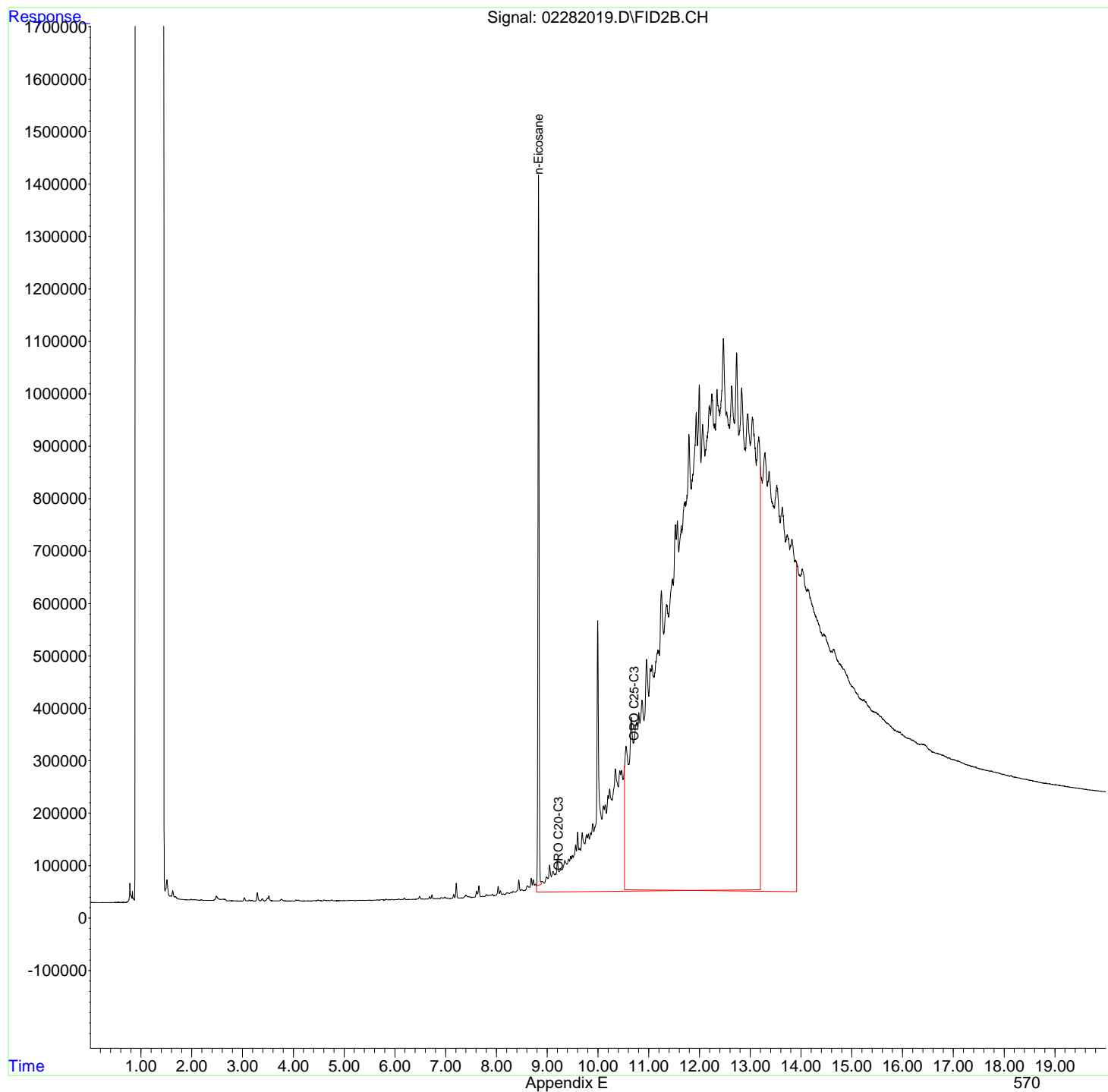
(f)=RT Delta > 1/2 Window

(m)=manual int.

Data Path : R:\2\DATA\022820\  
Data File : 02282019.D  
Signal(s) : FID2B.CH  
Acq On : 28 Feb 2020 4:42 pm  
Operator : GCSVOC-Dhiren  
Sample : ICV-ORO-022820  
Misc :  
ALS Vial : 16 Sample Multiplier: 1

Integration File: EVENTS.E  
Quant Time: Mar 02 10:21:23 2020  
Quant Method : Z:\HPCHEM\2\METHODS\022820DRO-ORO.M  
Quant Title : DRO-ORO 09-09-15 DRO/ORO  
QLast Update : Fri Feb 28 16:32:12 2020  
Response via : Initial Calibration  
Integrator: ChemStation 6890 Scale Mode: Large solvent peaks clipped

Volume Inj. :  
Signal Phase :  
Signal Info :



Data Path : R:\2\DATA\022820\  
 Data File : 02282033.D  
 Signal(s) : FID2B.CH  
 Acq On : 28 Feb 2020 11:04 pm  
 Operator : GCSVOC-Dhiren  
 Sample : CCB-022820-1  
 Misc :  
 ALS Vial : 2 Sample Multiplier: 1

Integration File: EVENTS.E  
 Quant Time: Mar 02 10:29:05 2020  
 Quant Method : Z:\HPCHEM\2\METHODS\022820DRO-ORO.M  
 Quant Title : DRO-ORO 09-09-15 DRO/ORO  
 QLast Update : Fri Feb 28 16:32:12 2020  
 Response via : Initial Calibration  
 Integrator: ChemStation 6890 Scale Mode: Large solvent peaks clipped

Volume Inj. :  
 Signal Phase :  
 Signal Info :

Compound	R.T.	Response	Conc	Units
-----				
System Monitoring Compounds				
4) S n-Eicosane	8.829	31384608	16.301	ug/mL
8) S1 Squalene	11.556	24293507	14.617	ug/mLm
Target Compounds				
1) H DRO C10-C20	5.050	-6355861	N.D.	ug/mL
2) H DRO C10-C25	0.000	0	N.D.	ug/mL
3) H DRO C10-C28	0.000	0	N.D.	ug/mL
5) H1 ORO C20-C34	0.000	0	N.D.	ug/mL
6) H1 ORO C25-C36	0.000	0	N.D.	ug/mL
7) H1 DRO C10-C36	0.000	0	N.D.	ug/mL
-----				

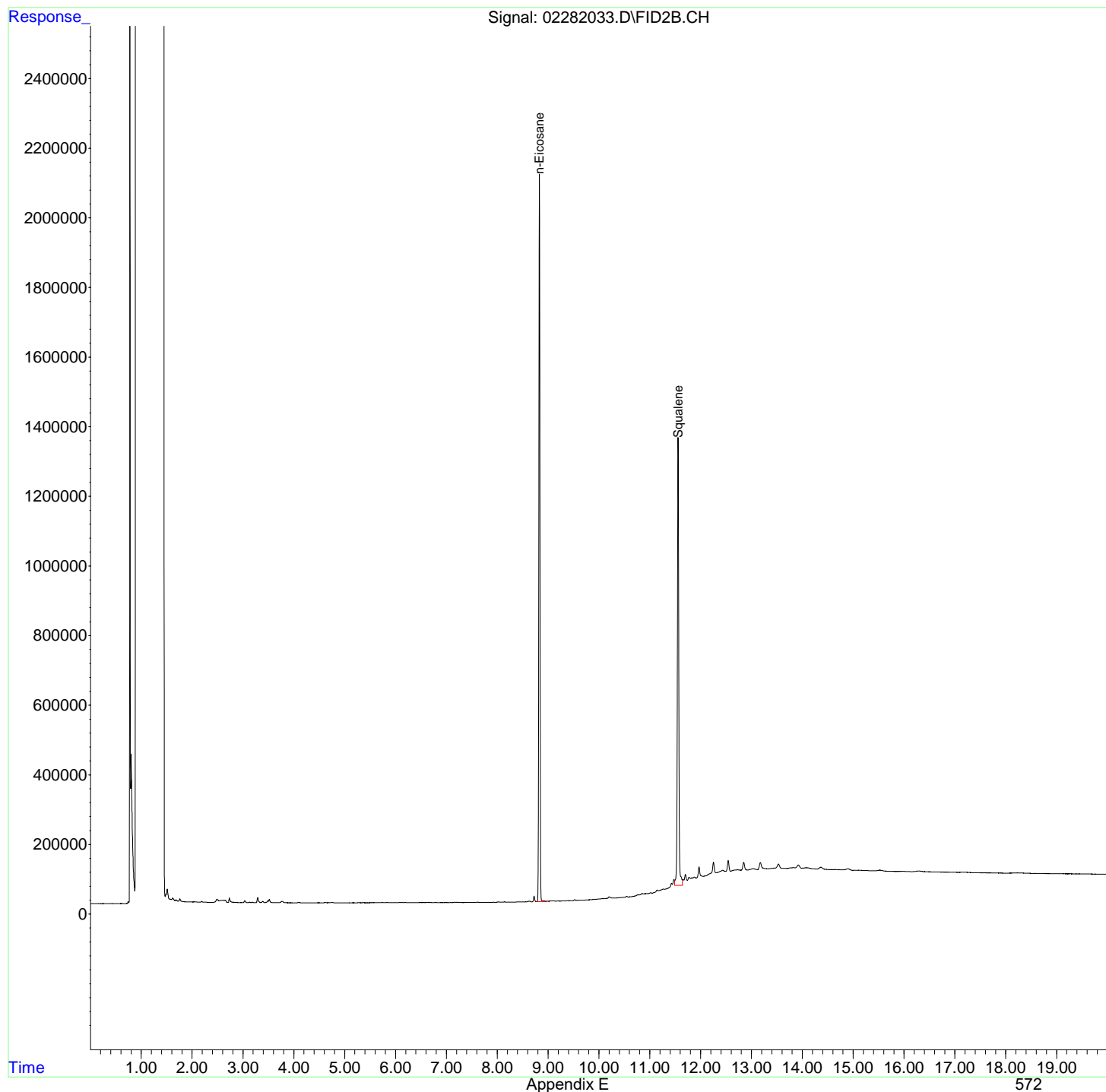
(f)=RT Delta > 1/2 Window

(m)=manual int.

Data Path : R:\2\DATA\022820\  
Data File : 02282033.D  
Signal(s) : FID2B.CH  
Acq On : 28 Feb 2020 11:04 pm  
Operator : GCSVOC-Dhiren  
Sample : CCB-022820-1  
Misc :  
ALS Vial : 2 Sample Multiplier: 1

Integration File: EVENTS.E  
Quant Time: Mar 02 10:29:05 2020  
Quant Method : Z:\HPCHEM\2\METHODS\022820DRO-ORO.M  
Quant Title : DRO-ORO 09-09-15 DRO/ORO  
QLast Update : Fri Feb 28 16:32:12 2020  
Response via : Initial Calibration  
Integrator: ChemStation 6890 Scale Mode: Large solvent peaks clipped

Volume Inj. :  
Signal Phase :  
Signal Info :





Data Path : R:\2\DATA\022820\  
 Data File : 02282034.D  
 Signal(s) : FID2B.CH  
 Acq On : 28 Feb 2020 11:31 pm  
 Operator : GCSVOC-Dhiren  
 Sample : CCV-DRO-022820-1  
 Misc :  
 ALS Vial : 30 Sample Multiplier: 1

Integration File: EVENTS.E  
 Quant Time: Mar 02 10:31:34 2020  
 Quant Method : Z:\HPCHEM\2\METHODS\022820DRO-ORO.M  
 Quant Title : DRO-ORO 09-09-15 DRO/ORO  
 QLast Update : Fri Feb 28 16:32:12 2020  
 Response via : Initial Calibration  
 Integrator: ChemStation 6890 Scale Mode: Large solvent peaks clipped

Volume Inj. :  
 Signal Phase :  
 Signal Info :

Min. RRF : 0.000 Min. Rel. Area : 50% Max. R.T. Dev 0.50min  
 Max. RRF Dev : 15% Max. Rel. Area : 150%

	Compound	Amount	Calc.	%Dev	Area%	Dev (Min)
1 H	DRO C10-C20	1000.000	1054.409	-5.4	0	0.00
2 H	DRO C10-C25	1000.000	1016.055	-1.6	0	0.00
3 H	DRO C10-C28	1000.000	1006.425	-0.6	0	0.00
5 H1	ORO C20-C34	1000.000	-91.621	109.2#	0	-9.23#
6 H1	ORO C25-C36	1000.000	-101.548	110.2#	0	-10.70#
7 H1	DRO C10-C36	1000.000	1016.992	-1.7	0	0.00
8 S1	Squalene	20.000	20.536	-2.7	0	0.00

Evaluate Continuing Calibration Report - Not Found

4 S	n-Eicosane	10.000	0.000	100.0#	0	-8.83#
-----	------------	--------	-------	--------	---	--------

(#) = Out of Range

SPCC's out = 0 CCC's out = 0

Data Path : R:\2\DATA\022820\  
 Data File : 02282034.D  
 Signal(s) : FID2B.CH  
 Acq On : 28 Feb 2020 11:31 pm  
 Operator : GCSVOC-Dhiren  
 Sample : CCV-DRO-022820-1  
 Misc :  
 ALS Vial : 30 Sample Multiplier: 1

Integration File: EVENTS.E  
 Quant Time: Mar 02 10:31:34 2020  
 Quant Method : Z:\HPCHEM\2\METHODS\022820DRO-ORO.M  
 Quant Title : DRO-ORO 09-09-15 DRO/ORO  
 QLast Update : Fri Feb 28 16:32:12 2020  
 Response via : Initial Calibration  
 Integrator: ChemStation 6890 Scale Mode: Large solvent peaks clipped

Volume Inj. :  
 Signal Phase :  
 Signal Info :

Compound	R.T.	Response	Conc	Units
-----				
System Monitoring Compounds				
4) S n-Eicosane	0.000	0	N.D.	ug/mL
8) S1 Squalene	11.557	33648041	20.536	ug/mLm
Target Compounds				
1) H DRO C10-C20	5.050	1594058426	1054.409	ug/mLm
2) H DRO C10-C25	5.150	1786828192	1016.055	ug/mLm
3) H DRO C10-C28	6.850	1820031895	1006.425	ug/mLm
5) H1 ORO C20-C34	0.000	0	N.D.	ug/mL
6) H1 ORO C25-C36	0.000	0	N.D.	ug/mL
7) H1 DRO C10-C36	8.400	1954399885	1016.992	ug/mLm
-----				

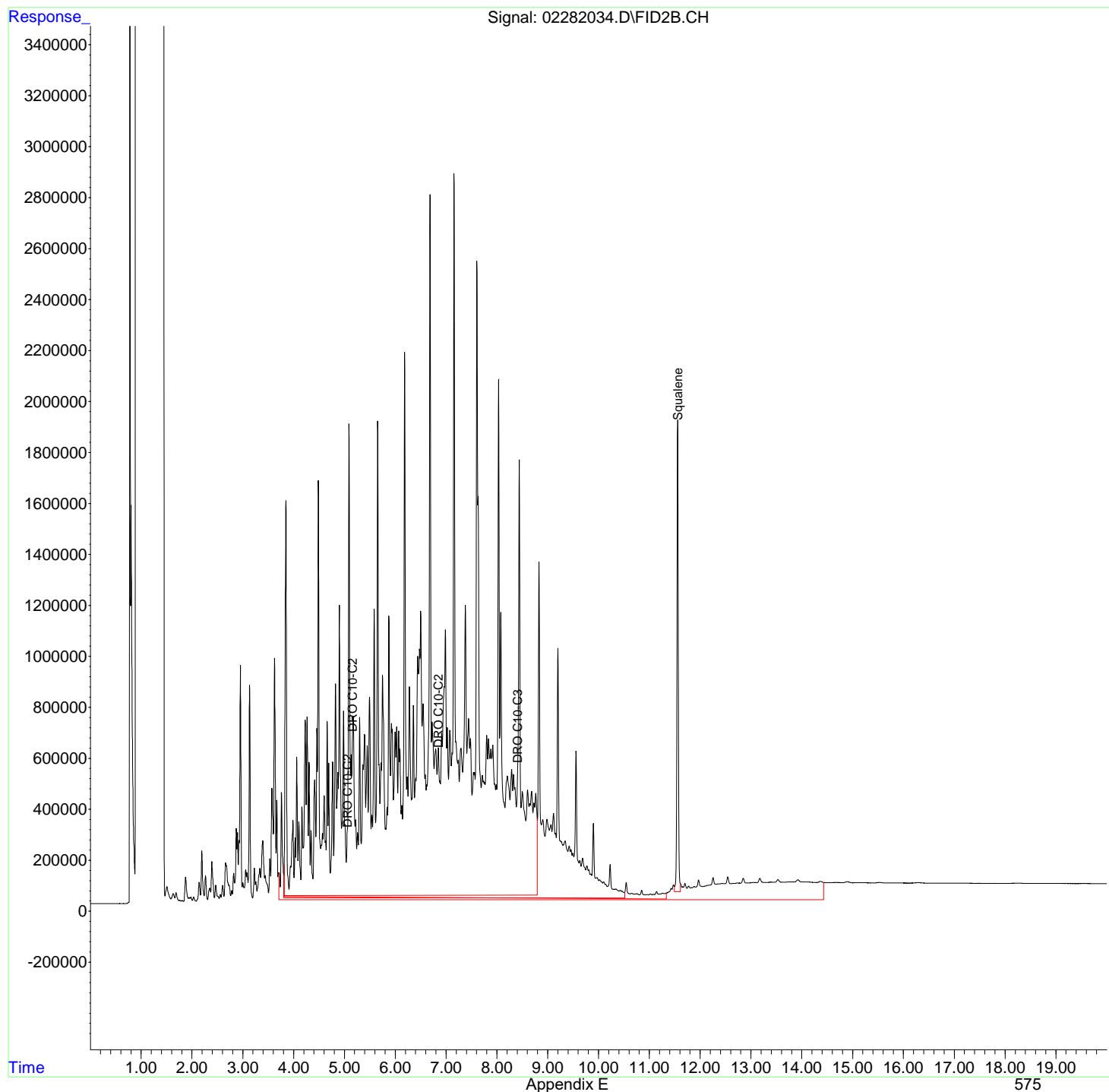
(f)=RT Delta > 1/2 Window

(m)=manual int.

Data Path : R:\2\DATA\022820\  
Data File : 02282034.D  
Signal(s) : FID2B.CH  
Acq On : 28 Feb 2020 11:31 pm  
Operator : GCSVOC-Dhiren  
Sample : CCV-DRO-022820-1  
Misc :  
ALS Vial : 30 Sample Multiplier: 1

Integration File: EVENTS.E  
Quant Time: Mar 02 10:31:34 2020  
Quant Method : Z:\HPCHEM\2\METHODS\022820DRO-ORO.M  
Quant Title : DRO-ORO 09-09-15 DRO/ORO  
QLast Update : Fri Feb 28 16:32:12 2020  
Response via : Initial Calibration  
Integrator: ChemStation 6890 Scale Mode: Large solvent peaks clipped

Volume Inj. :  
Signal Phase :  
Signal Info :



Data Path : R:\2\DATA\022820\  
 Data File : 02282035.D  
 Signal(s) : FID2B.CH  
 Acq On : 28 Feb 2020 11:58 pm  
 Operator : GCSVOC-Dhiren  
 Sample : CCV-ORO-022820-1  
 Misc :  
 ALS Vial : 31 Sample Multiplier: 1

Integration File: EVENTS.E  
 Quant Time: Mar 02 10:33:06 2020  
 Quant Method : Z:\HPCHEM\2\METHODS\022820DRO-ORO.M  
 Quant Title : DRO-ORO 09-09-15 DRO/ORO  
 QLast Update : Fri Feb 28 16:32:12 2020  
 Response via : Initial Calibration  
 Integrator: ChemStation 6890 Scale Mode: Large solvent peaks clipped

Volume Inj. :  
 Signal Phase :  
 Signal Info :

Min. RRF : 0.000 Min. Rel. Area : 50% Max. R.T. Dev 0.50min  
 Max. RRF Dev : 15% Max. Rel. Area : 150%

	Compound	Amount	Calc.	%Dev	Area%	Dev (Min)
4 S	n-Eicosane	10.000	10.263	-2.6	0	0.00
5 H1	ORO C20-C34	1000.000	970.544	2.9	0	0.00
6 H1	ORO C25-C36	1000.000	949.992	5.0	0	0.00
7 H1	DRO C10-C36	1000.000	-110.511	111.1#	0	-8.40#

Evaluate Continuing Calibration Report - Not Finds

1 H	DRO C10-C20	1000.000	0.000	100.0#	0	-5.05#
2 H	DRO C10-C25	1000.000	0.000	100.0#	0	-5.15#
3 H	DRO C10-C28	1000.000	0.000	100.0#	0	-6.85#
8 S1	Squalene	20.000	0.000	100.0#	0	-11.56#

(#) = Out of Range

SPCC's out = 0 CCC's out = 0

Data Path : R:\2\DATA\022820\  
 Data File : 02282035.D  
 Signal(s) : FID2B.CH  
 Acq On : 28 Feb 2020 11:58 pm  
 Operator : GCSVOC-Dhiren  
 Sample : CCV-ORO-022820-1  
 Misc :  
 ALS Vial : 31 Sample Multiplier: 1

Integration File: EVENTS.E  
 Quant Time: Mar 02 10:33:06 2020  
 Quant Method : Z:\HPCHEM\2\METHODS\022820DRO-ORO.M  
 Quant Title : DRO-ORO 09-09-15 DRO/ORO  
 QLast Update : Fri Feb 28 16:32:12 2020  
 Response via : Initial Calibration  
 Integrator: ChemStation 6890 Scale Mode: Large solvent peaks clipped

Volume Inj. :  
 Signal Phase :  
 Signal Info :

Compound	R.T.	Response	Conc Units
-----			
System Monitoring Compounds			
4) S n-Eicosane	8.828	20175598	10.263 ug/mL
8) S1 Squalene	0.000	0	N.D. ug/mL
Target Compounds			
1) H DRO C10-C20	0.000	0	N.D. ug/mL
2) H DRO C10-C25	0.000	0	N.D. ug/mL
3) H DRO C10-C28	0.000	0	N.D. ug/mL
5) H1 ORO C20-C34	9.230	1141102039	970.544 ug/mLm
6) H1 ORO C25-C36	10.700	1343014214	949.992 ug/mLm
7) H1 DRO C10-C36	0.000	0	N.D. ug/mL
-----			

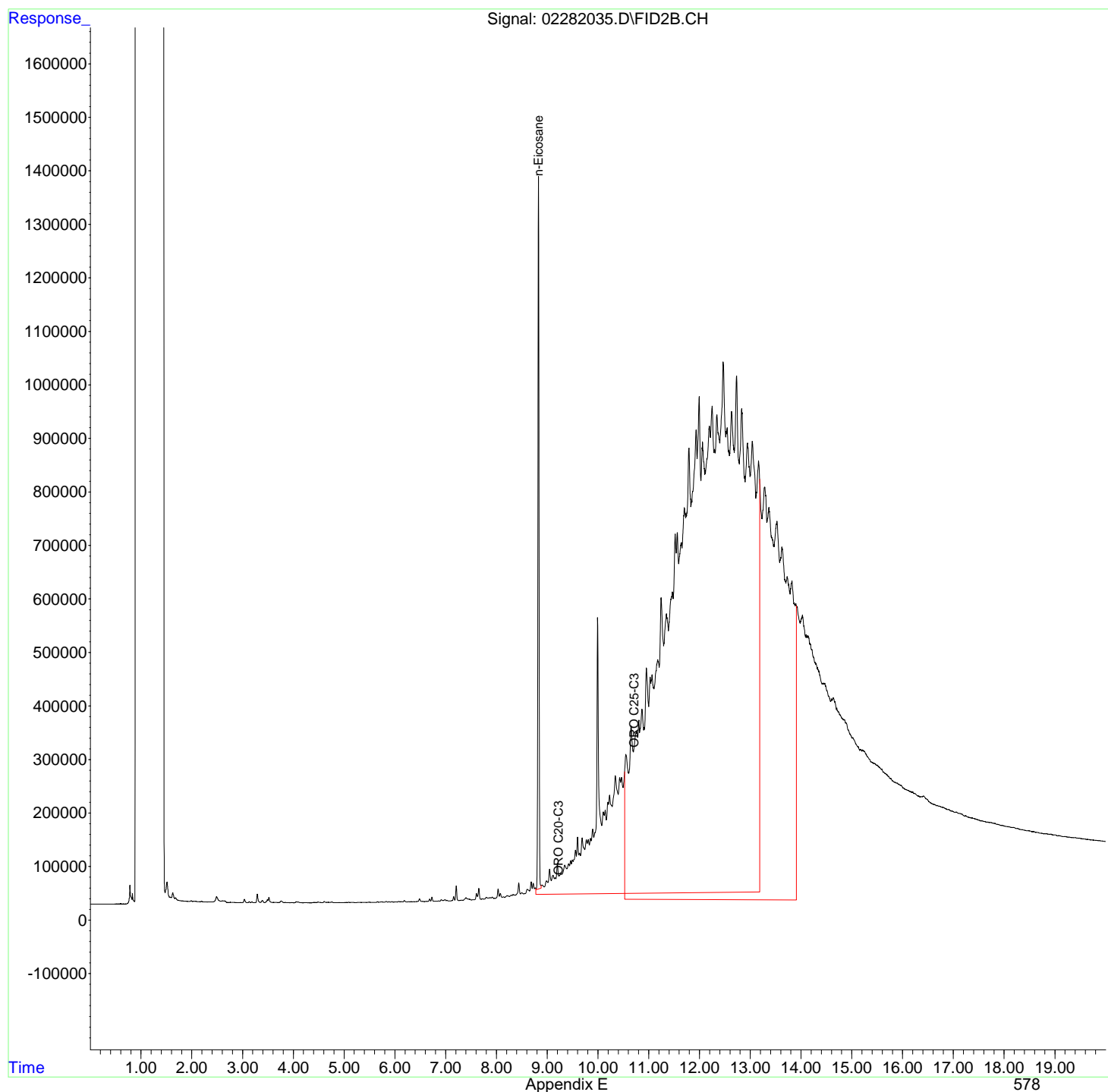
(f)=RT Delta > 1/2 Window

(m)=manual int.

Data Path : R:\2\DATA\022820\  
Data File : 02282035.D  
Signal(s) : FID2B.CH  
Acq On : 28 Feb 2020 11:58 pm  
Operator : GCSVOC-Dhiren  
Sample : CCV-ORO-022820-1  
Misc :  
ALS Vial : 31 Sample Multiplier: 1

Integration File: EVENTS.E  
Quant Time: Mar 02 10:33:06 2020  
Quant Method : Z:\HPCHEM\2\METHODS\022820DRO-ORO.M  
Quant Title : DRO-ORO 09-09-15 DRO/ORO  
QLast Update : Fri Feb 28 16:32:12 2020  
Response via : Initial Calibration  
Integrator: ChemStation 6890 Scale Mode: Large solvent peaks clipped

Volume Inj. :  
Signal Phase :  
Signal Info :



# PREP REPORT - BATCH ID 51983

Prep Start Date: 7/1/2020 3:50 PM

Prep End Date: 7/6/2020 11:40 AM

Initial Temp: °C

Prep Code: SW\_3550-DRO

Final Temp: °C

Technician: Prerana A Gandhi

Prep Factor Units: mL / Kg

Sample ID	Client Sample ID	Matrix	pH1	pH2	Samp Amt	Sol Added	Sol Recov	Fin Vol	factor	Prep Start	Prep End
MB-51983		Solid			0.03009	0	0	1	33.234	7/1/2020	7/6/2020
LCS-51983		Solid			0.03004	0	0	1	33.289	7/1/2020	7/6/2020
LCSD-51983		Solid			0.03005	0	0	1	33.278	7/1/2020	7/6/2020
2006454-001A	TAFBS-S-66	Soil			0.03002	0	0	1	33.311	7/1/2020	7/6/2020
2006454-002A	TAFBS-S-67	Soil			0.03009	0	0	1	33.234	7/1/2020	7/6/2020
2006454-003A	TAFBS-S-68	Soil			0.03006	0	0	1	33.267	7/1/2020	7/6/2020
2006454-004A	TAFBS-S-69	Soil			0.03005	0	0	1	33.278	7/1/2020	7/6/2020
2006454-005A	TAFBS-S-70	Soil			0.03007	0	0	1	33.256	7/1/2020	7/6/2020
2006454-006A	TAFBS-S-71	Soil			0.03009	0	0	5	166.168	7/1/2020	7/6/2020
2006454-007A	TAFBS-S-1	Soil			0.03002	0	0	1	33.311	7/1/2020	7/6/2020
2006454-008A	TAFBS-S-2	Soil			0.03008	0	0	1	33.245	7/1/2020	7/6/2020
2006454-009A	TAFBS-S-3	Soil			0.03001	0	0	1	33.322	7/1/2020	7/6/2020
2006454-010A	TAFBS-S-4	Soil			0.03007	0	0	1	33.256	7/1/2020	7/6/2020
2006454-011A	TAFBS-S-5	Soil			0.03009	0	0	1	33.234	7/1/2020	7/6/2020
2006454-012A	TAFBS-S-6	Soil			0.03004	0	0	5	166.445	7/1/2020	7/6/2020
2006454-013A	TAFBS-S-65	Soil			0.03007	0	0	5	166.279	7/1/2020	7/6/2020
2006454-014A	TAFBS-S-64	Soil			0.01005	0	0	1	99.502	7/1/2020	7/6/2020
2006454-014AMS		Soil			0.01004	0	0	1	99.602	7/1/2020	7/6/2020
2006454-014AMSD		Soil			0.01007	0	0	1	99.305	7/1/2020	7/6/2020
2006454-015A	TAFBS-S-63	Soil			0.03008	0	0	1	33.245	7/1/2020	7/6/2020
2006454-016A	TAFBS-S-62	Soil			0.03001	0	0	5	166.611	7/1/2020	7/6/2020
2006454-017A	TAFBS-S-61	Soil			0.03005	0	0	1	33.278	7/1/2020	7/6/2020
2006454-018A	TAFBS-S-60	Soil			0.03005	0	0	1	33.278	7/1/2020	7/6/2020
2006454-019A	TAFBS-S-59	Soil			0.03007	0	0	1	33.256	7/1/2020	7/6/2020
2006454-020A	TAFBS-S-58	Soil			0.03002	0	0	1	33.311	7/1/2020	7/6/2020

Type	Chemical / Reagent ID	Chemical / Reagent Name	Container#	Container ID	Amount Added	Amount Unit
Reagent	5750	Ottawa Sand	6140	Cont-02 of 04	0	mL
Chemical	2220	Sodium Sulfate	8419	Cont-01 of 01	0	mL
Chemical	2287	Dichloromethane	8600	Cont-03 of 04	0	mL

Spk ID	Spk Name	Samp Type	Container#	Container ID	Amount Added	Amount Unit
FID062420B	DRO-ORO Spike 100uL	LCS/LCSD	27350	Cont-01 of 01	0.1	mL
FID062420B	DRO-ORO Spike 100uL	MS/MSD	27350	Cont-01 of 01	0.1	mL
FID063020A	DRO surrogate 100uL	SAMP	27368	Cont-01 of 01	0.1	mL

# PREP REPORT - BATCH ID 51991

Prep Start Date: 7/2/2020 2:40 PM

Prep End Date: 7/6/2020 4:50 PM

Initial Temp: °C

Prep Code: SW\_3550-DRO

Final Temp: °C

Technician: Prerana A Gandhi

Prep Factor Units: mL / Kg

Sample ID	Client Sample ID	Matrix	pH1	pH2	Samp Amt	Sol Added	Sol Recov	Fin Vol	factor	Prep Start	Prep End
MB-51991		Solid			0.03004	0	0	1	33.289	7/2/2020	7/6/2020
LCS-51991		Solid			0.03008	0	0	1	33.245	7/2/2020	7/6/2020
LCSD-51991		Solid			0.03003	0	0	1	33.300	7/2/2020	7/6/2020
2006454-021A	TAFBS-S-57	Soil			0.03009	0	0	1	33.234	7/2/2020	7/6/2020
2006454-022A	TAFBS-S-56	Soil			0.03008	0	0	1	33.245	7/2/2020	7/6/2020
2006454-023A	TAFBS-S-55	Soil			0.03007	0	0	1	33.256	7/2/2020	7/6/2020
2006454-024A	TAFBS-S-54	Soil			0.03003	0	0	1	33.300	7/2/2020	7/6/2020
2006454-025A	TAFBS-S-53	Soil			0.03004	0	0	1	33.289	7/2/2020	7/6/2020
2006454-026A	TAFBS-S-52	Soil			0.03002	0	0	1	33.311	7/2/2020	7/6/2020
2006454-027A	TAFBS-S-51	Soil			0.01006	0	0	1	99.404	7/2/2020	7/6/2020
2006454-027AMS		Soil			0.01007	0	0	1	99.305	7/2/2020	7/6/2020
2006454-027AMSD		Soil			0.01003	0	0	1	99.701	7/2/2020	7/6/2020
2006479-001A	TAFBS-S-25	Soil			0.03005	0	0	1	33.278	7/2/2020	7/6/2020
2006479-002A	TAFBS-S-24	Soil			0.03006	0	0	1	33.267	7/2/2020	7/6/2020
2006479-003A	TAFBS-S-23	Soil			0.03003	0	0	1	33.300	7/2/2020	7/6/2020
2006479-004A	TAFBS-S-22	Soil			0.03006	0	0	1	33.267	7/2/2020	7/6/2020
2006479-005A	TAFBS-S-21	Soil			0.03004	0	0	1	33.289	7/2/2020	7/6/2020
2006479-006A	TAFBS-S-20	Soil			0.03001	0	0	1	33.322	7/2/2020	7/6/2020
2006479-007A	TAFBS-S-19	Soil			0.03002	0	0	1	33.311	7/2/2020	7/6/2020
2006481-001A	TAFBS-S-50	Soil			0.03007	0	0	1	33.256	7/2/2020	7/6/2020
2006481-002A	TAFBS-S-49	Soil			0.03009	0	0	1	33.234	7/2/2020	7/6/2020
2006481-003A	TAFBS-S-48	Soil			0.03004	0	0	1	33.289	7/2/2020	7/6/2020
2006481-004A	TAFBS-S-47	Soil			0.0301	0	0	1	33.223	7/2/2020	7/6/2020
2006481-005A	TAFBS-S-46	Soil			0.03001	0	0	1	33.322	7/2/2020	7/6/2020
2006481-006A	TAFBS-S-45	Soil			0.03005	0	0	1	33.278	7/2/2020	7/6/2020

Type	Chemical / Reagent ID	Chemical / Reagent Name	Container#	Container ID	Amount Added	Amount Unit
Reagent	5750	Ottawa Sand	6140	Cont-02 of 04	0	mL
Chemical	2220	Sodium Sulfate	8419	Cont-01 of 01	0	mL
Chemical	2287	Dichloromethane	8600	Cont-03 of 04	0	mL

Spk ID	Spk Name	Samp Type	Container#	Container ID	Amount Added	Amount Unit
FID062420B	DRO-ORO Spike 100uL	LCS/LCSD	27350	Cont-01 of 01	0.1	mL
FID062420B	DRO-ORO Spike 100uL	MS/MSD	27350	Cont-01 of 01	0.1	mL
FID063020A	DRO surrogate 100uL	SAMP	27368	Cont-01 of 01	0.1	mL



Spk ID	Spk Name	Samp Type	Container#	Container ID	Amount Added	Amount Unit
FID070620c	DRO surrogate 100uL	SAMP	27411	Cont-01 of 02	0.1	mL

# PREP REPORT - BATCH ID 52015

Prep Start Date: 7/8/2020 10:17 AM

Prep End Date: 7/10/2020 2:43 PM

Initial Temp: °C

Prep Code: SW\_3550-DRO

Final Temp: °C

Technician: Prerana A Gandhi

Prep Factor Units: mL / Kg

Sample ID	Client Sample ID	Matrix	pH1	pH2	Samp Amt	Sol Added	Sol Recov	Fin Vol	factor	Prep Start	Prep End
MB-52015		Solid			0.03004	0	0	1	33.289	7/8/2020	7/10/2020
LCS-52015		Solid			0.03007	0	0	1	33.256	7/8/2020	7/10/2020
LCSD-52015		Solid			0.03005	0	0	1	33.278	7/8/2020	7/10/2020
2006518-022A	TAFBS-S-8	Soil			0.03005	0	0	1	33.278	7/8/2020	7/10/2020
2006518-023A	TAFBS-S-7	Soil			0.03008	0	0	1	33.245	7/8/2020	7/10/2020
2006518-024A	TAFBS-S-74	Soil			0.03004	0	0	1	33.289	7/8/2020	7/10/2020
2006518-025A	TAFBS-S-75	Soil			0.03005	0	0	1	33.278	7/8/2020	7/10/2020
2006518-026A	TAFBS-S-76	Soil			0.03002	0	0	1	33.311	7/8/2020	7/10/2020
2006583-001A	TAFBS-S-77	Soil			0.03007	0	0	1	33.256	7/8/2020	7/10/2020
2006583-002A	TRNWX-S-700	Soil			0.03005	0	0	1	33.278	7/8/2020	7/10/2020
2006583-003A	TAFBS-S-78	Soil			0.03005	0	0	1	33.278	7/8/2020	7/10/2020
2006583-004A	TRNWX-S-800	Soil			0.03001	0	0	1	33.322	7/8/2020	7/10/2020
2006583-005A	TAFBS-S-79	Soil			0.03002	0	0	1	33.311	7/8/2020	7/10/2020
2006583-006A	TRNWX-S-900	Soil			0.01004	0	0	1	99.602	7/8/2020	7/10/2020
2006583-007A	TAFBS-S-80	Soil			0.03008	0	0	1	33.245	7/8/2020	7/10/2020
2006583-008A	TRNWX-S-200	Soil			0.03004	0	0	1	33.289	7/8/2020	7/10/2020
2006583-009A	TAFBS-S-81	Soil			0.03006	0	0	1	33.267	7/8/2020	7/10/2020
2006583-010A	TRNWX-S-100	Soil			0.03002	0	0	1	33.311	7/8/2020	7/10/2020
2006454-002A	TAFBS-S-67	Soil			0.01501	0	0	1	66.622	7/8/2020	7/10/2020
2006454-008A	TAFBS-S-2	Soil			0.01506	0	0	1	66.401	7/8/2020	7/10/2020
2006454-009A	TAFBS-S-3	Soil			0.01506	0	0	1	66.401	7/8/2020	7/10/2020
2006454-012A	TAFBS-S-6	Soil			0.01506	0	0	1	66.401	7/8/2020	7/10/2020
2006454-018A	TAFBS-S-60	Soil			0.01505	0	0	1	66.445	7/8/2020	7/10/2020
2006583-006AMS		Soil			0.01009	0	0	1	99.108	7/8/2020	7/10/2020
2006583-006AMSD		Soil			0.01007	0	0	1	99.305	7/8/2020	7/10/2020

Type	Chemical / Reagent ID	Chemical / Reagent Name	Container#	Container ID	Amount Added	Amount Unit
Reagent	5750	Ottawa Sand	6140	Cont-02 of 04	0	mL
Chemical	2220	Sodium Sulfate	8419	Cont-01 of 01	0	mL
Chemical	2260	Dichloromethane	8526	Cont-03 of 03	0	mL

Spk ID	Spk Name	Samp Type	Container#	Container ID	Amount Added	Amount Unit
FID070620c	DRO surrogate 100uL	SAMP	27411	Cont-01 of 02	0.1	mL
FID070820A	DRO-ORO Spike 100uL	LCS/LCSD	27420	Cont-01 of 01	0.1	mL
FID070820A	DRO-ORO Spike 100uL	MS/MSD	27420	Cont-01 of 01	0.1	mL

## FORM I

CLIENT SAMP ID

## INORGANIC ANALYSIS DATA SHEET

TAFBS-S-66CS

Lab Name: RTI Laboratories, Inc.

Contract:

Lab Code: GLEN01ClientID: USA17Workorder No.: 2006454Matrix: SoilLab Sample ID: 2006454-001A% Solids: 97.65765Date Received: 6/23/2020 9:45 AMConcentration Units: µg/Kg-dryDate Analyzed: 7/16/2020 5:49 PMTotal/Dissolved: (Total)Date Collected: 6/22/2020 8:08 AMInstrument ID: ICPMS4Batch ID: 51972

CAS No.	Analyte	Concentration	C	Q	DL	LOD	LOQ	M
7439-92-1	Lead	23000	X		57	93	190	MS

## FORM I

CLIENT SAMP ID

## INORGANIC ANALYSIS DATA SHEET

TAFBS-S-67CS

Lab Name: RTI Laboratories, Inc.

Contract:

Lab Code: GLEN01ClientID: USA17Workorder No.: 2006454Matrix: SoilLab Sample ID: 2006454-002A% Solids: 94.78099Date Received: 6/23/2020 9:45 AMConcentration Units: µg/Kg-dryDate Analyzed: 7/16/2020 5:56 PMTotal/Dissolved: (Total)Date Collected: 6/22/2020 8:26 AMInstrument ID: ICPMS4Batch ID: 51972

CAS No.	Analyte	Concentration	C	Q	DL	LOD	LOQ	M
7439-92-1	Lead	96000			63	100	200	MS

## FORM I

CLIENT SAMP ID

## INORGANIC ANALYSIS DATA SHEET

TAFBS-S-68CS

Lab Name: RTI Laboratories, Inc.

Contract:

Lab Code: GLEN01ClientID: USA17Workorder No.: 2006454Matrix: SoilLab Sample ID: 2006454-003A% Solids: 95.81478Date Received: 6/23/2020 9:45 AMConcentration Units: µg/Kg-dryDate Analyzed: 7/16/2020 5:57 PMTotal/Dissolved: (Total)Date Collected: 6/22/2020 8:38 AMInstrument ID: ICPMS4Batch ID: 51972

CAS No.	Analyte	Concentration	C	Q	DL	LOD	LOQ	M
7439-92-1	Lead	44000			62	100	200	MS

## FORM I

CLIENT SAMP ID

## INORGANIC ANALYSIS DATA SHEET

TAFBS-S-69CS

Lab Name: RTI Laboratories, Inc.

Contract:

Lab Code: GLEN01ClientID: USA17Workorder No.: 2006454Matrix: SoilLab Sample ID: 2006454-004A% Solids: 96.73721Date Received: 6/23/2020 9:45 AMConcentration Units: µg/Kg-dryDate Analyzed: 7/16/2020 5:58 PMTotal/Dissolved: (Total)Date Collected: 6/22/2020 8:51 AMInstrument ID: ICPMS4Batch ID: 51972

CAS No.	Analyte	Concentration	C	Q	DL	LOD	LOQ	M
7439-92-1	Lead	210000			61	99	200	MS

## FORM I

CLIENT SAMP ID

## INORGANIC ANALYSIS DATA SHEET

TAFBS-S-70CS

Lab Name: RTI Laboratories, Inc.

Contract:

Lab Code: GLEN01ClientID: USA17Workorder No.: 2006454Matrix: SoilLab Sample ID: 2006454-005A% Solids: 96.42561Date Received: 6/23/2020 9:45 AMConcentration Units: µg/Kg-dryDate Analyzed: 7/16/2020 5:59 PMTotal/Dissolved: (Total)Date Collected: 6/22/2020 8:59 AMInstrument ID: ICPMS4Batch ID: 51972

CAS No.	Analyte	Concentration	C	Q	DL	LOD	LOQ	M
7439-92-1	Lead	22000			58	94	190	MS

## FORM I

CLIENT SAMP ID

## INORGANIC ANALYSIS DATA SHEET

TAFBS-S-71CS

Lab Name: RTI Laboratories, Inc.

Contract:

Lab Code: GLEN01ClientID: USA17Workorder No.: 2006454Matrix: SoilLab Sample ID: 2006454-006A% Solids: 97.95585Date Received: 6/23/2020 9:45 AMConcentration Units: µg/Kg-dryDate Analyzed: 7/16/2020 5:59 PMTotal/Dissolved: (Total)Date Collected: 6/22/2020 9:11 AMInstrument ID: ICPMS4Batch ID: 51972

CAS No.	Analyte	Concentration	C	Q	DL	LOD	LOQ	M
7439-92-1	Lead	17000			59	96	190	MS



## FORM I

CLIENT SAMP ID

## INORGANIC ANALYSIS DATA SHEET

TAFBS-S-1CS

Lab Name: RTI Laboratories, Inc.

Contract:

Lab Code: GLEN01ClientID: USA17Workorder No.: 2006454Matrix: SoilLab Sample ID: 2006454-007A% Solids: 93.75565Date Received: 6/23/2020 9:45 AMConcentration Units: µg/Kg-dryDate Analyzed: 7/16/2020 6:00 PMTotal/Dissolved: (Total)Date Collected: 6/22/2020 9:30 AMInstrument ID: ICPMS4Batch ID: 51972

CAS No.	Analyte	Concentration	C	Q	DL	LOD	LOQ	M
7439-92-1	Lead	11000			62	100	200	MS

## FORM I

CLIENT SAMP ID

## INORGANIC ANALYSIS DATA SHEET

TAFBS-S-2CS

Lab Name: RTI Laboratories, Inc.

Contract:

Lab Code: GLEN01ClientID: USA17Workorder No.: 2006454Matrix: SoilLab Sample ID: 2006454-008A% Solids: 97.94344Date Received: 6/23/2020 9:45 AMConcentration Units: µg/Kg-dryDate Analyzed: 7/16/2020 6:01 PMTotal/Dissolved: (Total)Date Collected: 6/22/2020 9:46 AMInstrument ID: ICPMS4Batch ID: 51972

CAS No.	Analyte	Concentration	C	Q	DL	LOD	LOQ	M
7439-92-1	Lead	99000			59	96	190	MS

## FORM I

CLIENT SAMP ID

## INORGANIC ANALYSIS DATA SHEET

TAFBS-S-3CS

Lab Name: RTI Laboratories, Inc.

Contract:

Lab Code: GLEN01ClientID: USA17Workorder No.: 2006454Matrix: SoilLab Sample ID: 2006454-009A% Solids: 97.24934Date Received: 6/23/2020 9:45 AMConcentration Units: µg/Kg-dryDate Analyzed: 7/16/2020 6:02 PMTotal/Dissolved: (Total)Date Collected: 6/22/2020 9:58 AMInstrument ID: ICPMS4Batch ID: 51972

CAS No.	Analyte	Concentration	C	Q	DL	LOD	LOQ	M
7439-92-1	Lead	29000			57	92	180	MS

## FORM I

CLIENT SAMP ID

## INORGANIC ANALYSIS DATA SHEET

TAFBS-S-4CS

Lab Name: RTI Laboratories, Inc.

Contract:

Lab Code: GLEN01ClientID: USA17Workorder No.: 2006454Matrix: SoilLab Sample ID: 2006454-010A% Solids: 96.9147Date Received: 6/23/2020 9:45 AMConcentration Units: µg/Kg-dryDate Analyzed: 7/16/2020 6:03 PMTotal/Dissolved: (Total)Date Collected: 6/22/2020 10:09 AMInstrument ID: ICPMS4Batch ID: 51972

CAS No.	Analyte	Concentration	C	Q	DL	LOD	LOQ	M
7439-92-1	Lead	56000			59	96	190	MS

## FORM I

CLIENT SAMP ID

## INORGANIC ANALYSIS DATA SHEET

TAFBS-S-5CS

Lab Name: RTI Laboratories, Inc.

Contract:

Lab Code: GLEN01ClientID: USA17Workorder No.: 2006454Matrix: SoilLab Sample ID: 2006454-011A% Solids: 96.81239Date Received: 6/23/2020 9:45 AMConcentration Units: µg/Kg-dryDate Analyzed: 7/16/2020 6:09 PMTotal/Dissolved: (Total)Date Collected: 6/22/2020 10:21 AMInstrument ID: ICPMS4Batch ID: 51972

CAS No.	Analyte	Concentration	C	Q	DL	LOD	LOQ	M
7439-92-1	Lead	79000			58	94	190	MS

## FORM I

CLIENT SAMP ID

## INORGANIC ANALYSIS DATA SHEET

TAFBS-S-6CS

Lab Name: RTI Laboratories, Inc.

Contract:

Lab Code: GLEN01ClientID: USA17Workorder No.: 2006454Matrix: SoilLab Sample ID: 2006454-012A% Solids: 92.48908Date Received: 6/23/2020 9:45 AMConcentration Units: µg/Kg-dryDate Analyzed: 7/16/2020 6:10 PMTotal/Dissolved: (Total)Date Collected: 6/22/2020 10:34 AMInstrument ID: ICPMS4Batch ID: 51972

CAS No.	Analyte	Concentration	C	Q	DL	LOD	LOQ	M
7439-92-1	Lead	620000			59	95	190	MS

## FORM I

CLIENT SAMP ID

## INORGANIC ANALYSIS DATA SHEET

TAFBS-S-65CS

Lab Name: RTI Laboratories, Inc.

Contract:

Lab Code: GLEN01ClientID: USA17Workorder No.: 2006454Matrix: SoilLab Sample ID: 2006454-013A% Solids: 94.1073Date Received: 6/23/2020 9:45 AMConcentration Units: µg/Kg-dryDate Analyzed: 7/16/2020 6:11 PMTotal/Dissolved: (Total)Date Collected: 6/22/2020 10:54 AMInstrument ID: ICPMS4Batch ID: 51972

CAS No.	Analyte	Concentration	C	Q	DL	LOD	LOQ	M
7439-92-1	Lead	200000			59	95	190	MS

## FORM I

CLIENT SAMP ID

## INORGANIC ANALYSIS DATA SHEET

TAFBS-S-64CS

Lab Name: RTI Laboratories, Inc.

Contract:

Lab Code: GLEN01ClientID: USA17Workorder No.: 2006454Matrix: SoilLab Sample ID: 2006454-014A% Solids: 88.25021Date Received: 6/23/2020 9:45 AMConcentration Units: µg/Kg-dryDate Analyzed: 7/16/2020 6:12 PMTotal/Dissolved: (Total)Date Collected: 6/22/2020 11:01 AMInstrument ID: ICPMS4Batch ID: 51972

CAS No.	Analyte	Concentration	C	Q	DL	LOD	LOQ	M
7439-92-1	Lead	37000			57	93	190	MS



## FORM I

CLIENT SAMP ID

## INORGANIC ANALYSIS DATA SHEET

TAFBS-S-63CS

Lab Name: RTI Laboratories, Inc.

Contract:

Lab Code: GLEN01ClientID: USA17Workorder No.: 2006454Matrix: SoilLab Sample ID: 2006454-015A% Solids: 92.06081Date Received: 6/23/2020 9:45 AMConcentration Units: µg/Kg-dryDate Analyzed: 7/16/2020 6:13 PMTotal/Dissolved: (Total)Date Collected: 6/22/2020 11:18 AMInstrument ID: ICPMS4Batch ID: 51972

CAS No.	Analyte	Concentration	C	Q	DL	LOD	LOQ	M
7439-92-1	Lead	12000			59	95	190	MS

## FORM I

CLIENT SAMP ID

## INORGANIC ANALYSIS DATA SHEET

TAFBS-S-62CS

Lab Name: RTI Laboratories, Inc.

Contract:

Lab Code: GLEN01ClientID: USA17Workorder No.: 2006454Matrix: SoilLab Sample ID: 2006454-016A% Solids: 96.39134Date Received: 6/23/2020 9:45 AMConcentration Units: µg/Kg-dryDate Analyzed: 7/16/2020 6:14 PMTotal/Dissolved: (Total)Date Collected: 6/22/2020 11:31 AMInstrument ID: ICPMS4Batch ID: 51972

CAS No.	Analyte	Concentration	C	Q	DL	LOD	LOQ	M
7439-92-1	Lead	110000			62	100	200	MS

## FORM I

CLIENT SAMP ID

## INORGANIC ANALYSIS DATA SHEET

TAFBS-S-61CS

Lab Name: RTI Laboratories, Inc.

Contract:

Lab Code: GLEN01ClientID: USA17Workorder No.: 2006454Matrix: SoilLab Sample ID: 2006454-017A% Solids: 93.90459Date Received: 6/23/2020 9:45 AMConcentration Units: µg/Kg-dryDate Analyzed: 7/16/2020 6:14 PMTotal/Dissolved: (Total)Date Collected: 6/22/2020 11:41 AMInstrument ID: ICPMS4Batch ID: 51972

CAS No.	Analyte	Concentration	C	Q	DL	LOD	LOQ	M
7439-92-1	Lead	24000			55	89	180	MS

## FORM I

CLIENT SAMP ID

## INORGANIC ANALYSIS DATA SHEET

TAFBS-S-60CS

Lab Name: RTI Laboratories, Inc.

Contract:

Lab Code: GLEN01ClientID: USA17Workorder No.: 2006454Matrix: SoilLab Sample ID: 2006454-018A% Solids: 97.51838Date Received: 6/23/2020 9:45 AMConcentration Units: µg/Kg-dryDate Analyzed: 7/16/2020 6:15 PMTotal/Dissolved: (Total)Date Collected: 6/22/2020 11:50 AMInstrument ID: ICPMS4Batch ID: 51972

CAS No.	Analyte	Concentration	C	Q	DL	LOD	LOQ	M
7439-92-1	Lead	27000			60	97	190	MS

FORM I

CLIENT SAMP ID

## INORGANIC ANALYSIS DATA SHEET

TAFBS-S-59CS

Lab Name: RTI Laboratories, Inc.

Contract:

Lab Code: GLEN01ClientID: USA17Workorder No.: 2006454Matrix: SoilLab Sample ID: 2006454-019A% Solids: 91.92007Date Received: 6/23/2020 9:45 AMConcentration Units: µg/Kg-dryDate Analyzed: 7/16/2020 6:16 PMTotal/Dissolved: (Total)Date Collected: 6/22/2020 12:02 PMInstrument ID: ICPMS4Batch ID: 51972

CAS No.	Analyte	Concentration	C	Q	DL	LOD	LOQ	M
7439-92-1	Lead	29000			57	92	180	MS

## FORM I

CLIENT SAMP ID

## INORGANIC ANALYSIS DATA SHEET

TAFBS-S-58CS

Lab Name: RTI Laboratories, Inc.

Contract:

Lab Code: GLEN01ClientID: USA17Workorder No.: 2006454Matrix: SoilLab Sample ID: 2006454-020A% Solids: 92.23907Date Received: 6/23/2020 9:45 AMConcentration Units: µg/Kg-dryDate Analyzed: 7/16/2020 6:17 PMTotal/Dissolved: (Total)Date Collected: 6/22/2020 12:19 PMInstrument ID: ICPMS4Batch ID: 51972

CAS No.	Analyte	Concentration	C	Q	DL	LOD	LOQ	M
7439-92-1	Lead	9400			57	92	180	MS

## FORM I

CLIENT SAMP ID

## INORGANIC ANALYSIS DATA SHEET

TAFBS-S-57CS

Lab Name: RTI Laboratories, Inc.

Contract:

Lab Code: GLEN01ClientID: USA17Workorder No.: 2006454Matrix: SoilLab Sample ID: 2006454-021A% Solids: 93.78981Date Received: 6/23/2020 9:45 AMConcentration Units: µg/Kg-dryDate Analyzed: 7/16/2020 6:33 PMTotal/Dissolved: (Total)Date Collected: 6/22/2020 12:28 PMInstrument ID: ICPMS4Batch ID: 52061

CAS No.	Analyte	Concentration	C	Q	DL	LOD	LOQ	M
7439-92-1	Lead	23000			58	94	190	MS

## FORM I

CLIENT SAMP ID

## INORGANIC ANALYSIS DATA SHEET

TAFBS-S-56CS

Lab Name: RTI Laboratories, Inc.

Contract:

Lab Code: GLEN01ClientID: USA17Workorder No.: 2006454Matrix: SoilLab Sample ID: 2006454-022A% Solids: 86.91911Date Received: 6/23/2020 9:45 AMConcentration Units: µg/Kg-dryDate Analyzed: 7/16/2020 6:30 PMTotal/Dissolved: (Total)Date Collected: 6/22/2020 12:36 PMInstrument ID: ICPMS4Batch ID: 52061

CAS No.	Analyte	Concentration	C	Q	DL	LOD	LOQ	M
7439-92-1	Lead	10000			65	100	210	MS



## FORM I

CLIENT SAMP ID

## INORGANIC ANALYSIS DATA SHEET

TAFBS-S-55CS

Lab Name: RTI Laboratories, Inc.

Contract:

Lab Code: GLEN01ClientID: USA17Workorder No.: 2006454Matrix: SoilLab Sample ID: 2006454-023A% Solids: 93.08556Date Received: 6/23/2020 9:45 AMConcentration Units: µg/Kg-dryDate Analyzed: 7/16/2020 6:34 PMTotal/Dissolved: (Total)Date Collected: 6/22/2020 12:48 PMInstrument ID: ICPMS4Batch ID: 52061

CAS No.	Analyte	Concentration	C	Q	DL	LOD	LOQ	M
7439-92-1	Lead	12000			60	98	200	MS

## FORM I

CLIENT SAMP ID

## INORGANIC ANALYSIS DATA SHEET

TAFBS-S-54CS

Lab Name: RTI Laboratories, Inc.

Contract:

Lab Code: GLEN01ClientID: USA17Workorder No.: 2006454Matrix: SoilLab Sample ID: 2006454-024A% Solids: 94.34306Date Received: 6/23/2020 9:45 AMConcentration Units: µg/Kg-dryDate Analyzed: 7/16/2020 6:35 PMTotal/Dissolved: (Total)Date Collected: 6/22/2020 12:56 PMInstrument ID: ICPMS4Batch ID: 52061

CAS No.	Analyte	Concentration	C	Q	DL	LOD	LOQ	M
7439-92-1	Lead	12000			64	100	210	MS

## FORM I

CLIENT SAMP ID

## INORGANIC ANALYSIS DATA SHEET

TAFBS-S-53CS

Lab Name: RTI Laboratories, Inc.

Contract:

Lab Code: GLEN01ClientID: USA17Workorder No.: 2006454Matrix: SoilLab Sample ID: 2006454-025A% Solids: 94.30223Date Received: 6/23/2020 9:45 AMConcentration Units: µg/Kg-dryDate Analyzed: 7/16/2020 6:36 PMTotal/Dissolved: (Total)Date Collected: 6/22/2020 1:05 PMInstrument ID: ICPMS4Batch ID: 52061

CAS No.	Analyte	Concentration	C	Q	DL	LOD	LOQ	M
7439-92-1	Lead	44000			59	96	190	MS

## FORM I

CLIENT SAMP ID

## INORGANIC ANALYSIS DATA SHEET

TAFBS-S-52CS

Lab Name: RTI Laboratories, Inc.

Contract:

Lab Code: GLEN01ClientID: USA17Workorder No.: 2006454Matrix: SoilLab Sample ID: 2006454-026A% Solids: 93.80677Date Received: 6/23/2020 9:45 AMConcentration Units: µg/Kg-dryDate Analyzed: 7/16/2020 6:37 PMTotal/Dissolved: (Total)Date Collected: 6/22/2020 1:15 PMInstrument ID: ICPMS4Batch ID: 52061

CAS No.	Analyte	Concentration	C	Q	DL	LOD	LOQ	M
7439-92-1	Lead	19000			63	100	210	MS

## FORM I

CLIENT SAMP ID

## INORGANIC ANALYSIS DATA SHEET

TAFBS-S-51CS

Lab Name: RTI Laboratories, Inc.

Contract:

Lab Code: GLEN01ClientID: USA17Workorder No.: 2006454Matrix: SoilLab Sample ID: 2006454-027A% Solids: 94.4856Date Received: 6/23/2020 9:45 AMConcentration Units: µg/Kg-dryDate Analyzed: 7/16/2020 6:38 PMTotal/Dissolved: (Total)Date Collected: 6/22/2020 1:25 PMInstrument ID: ICPMS4Batch ID: 52061

CAS No.	Analyte	Concentration	C	Q	DL	LOD	LOQ	M
7439-92-1	Lead	27000			62	100	200	MS

## FORM I

CLIENT SAMP ID

## INORGANIC ANALYSIS DATA SHEET

PBS

Lab Name: RTI Laboratories, Inc.

Contract:

Lab Code: GLEN01ClientID: USA17Workorder No.: 2006454

Matrix:

Lab Sample ID: MB-51972% Solids: 0Date Received: 6/23/2020 9:45 AMConcentration Units: µg/Kg-dryDate Analyzed: 7/16/2020 5:47 PMTotal/Dissolved: (Total)

Date Collected:

Instrument ID: ICPMS4Batch ID: 51972

CAS No.	Analyte	Concentration	C	Q	DL	LOD	LOQ	M
7439-92-1	Lead	94	U		58	94	190	MS

## FORM I

CLIENT SAMP ID

## INORGANIC ANALYSIS DATA SHEET

PBS

Lab Name: RTI Laboratories, Inc.

Contract:

Lab Code: GLEN01ClientID: USA17Workorder No.: 2006454

Matrix:

Lab Sample ID: MB-52061% Solids: 0Date Received: 6/23/2020 9:45 AMConcentration Units: µg/Kg-dryDate Analyzed: 7/16/2020 6:28 PMTotal/Dissolved: (Total)

Date Collected:

Instrument ID: ICPMS4Batch ID: 52061

CAS No.	Analyte	Concentration	C	Q	DL	LOD	LOQ	M
7439-92-1	Lead	89	U		55	89	180	MS

## FORM I

CLIENT SAMP ID

## INORGANIC ANALYSIS DATA SHEET

LCSS

Lab Name: RTI Laboratories, Inc.

Contract:

Lab Code: GLEN01ClientID: USA17Workorder No.: 2006454

Matrix:

Lab Sample ID: LCS-51972% Solids: 0Date Received: 6/23/2020 9:45 AMConcentration Units: µg/Kg-dryDate Analyzed: 7/16/2020 5:48 PMTotal/Dissolved: (Total)

Date Collected:

Instrument ID: ICPMS4Batch ID: 51972

CAS No.	Analyte	Concentration	C	Q	DL	LOD	LOQ	M
7439-92-1	Lead	18000			57	93	190	MS



## FORM I

CLIENT SAMP ID

## INORGANIC ANALYSIS DATA SHEET

LCSS

Lab Name: RTI Laboratories, Inc.

Contract:

Lab Code: GLEN01ClientID: USA17Workorder No.: 2006454

Matrix:

Lab Sample ID: LCS-52061% Solids: 0Date Received: 6/23/2020 9:45 AMConcentration Units: µg/Kg-dryDate Analyzed: 7/16/2020 6:29 PMTotal/Dissolved: (Total)

Date Collected:

Instrument ID: ICPMS4Batch ID: 52061

CAS No.	Analyte	Concentration	C	Q	DL	LOD	LOQ	M
7439-92-1	Lead	20000			59	96	190	MS

## FORM I

CLIENT SAMP ID

## INORGANIC ANALYSIS DATA SHEET

TAFBS-S- 66MS1
-------------------

Lab Name: RTI Laboratories, Inc.

Contract:

Lab Code: GLEN01 ClientID: USA17Workorder No.: 2006454

Matrix:

Lab Sample ID: 2006454-001AMS% Solids: 97.65765Date Received: 6/23/2020 9:45 AMConcentration Units: µg/Kg-dryDate Analyzed: 7/16/2020 5:50 PMTotal/Dissolved: (Total)

Date Collected:

Instrument ID: ICPMS4Batch ID: 51972

CAS No.	Analyte	Concentration	C	Q	DL	LOD	LOQ	M
7439-92-1	Lead	34000	Q		60	97	190	MS

## FORM I

CLIENT SAMP ID

## INORGANIC ANALYSIS DATA SHEET

TAFBS-S- 56MS1
-------------------

Lab Name: RTI Laboratories, Inc.

Contract:

Lab Code: GLEN01 ClientID: USA17Workorder No.: 2006454

Matrix:

Lab Sample ID: 2006454-022AMS% Solids: 86.91911Date Received: 6/23/2020 9:45 AMConcentration Units: ug/Kg-dryDate Analyzed: 7/16/2020 6:31 PMTotal/Dissolved: (Total)

Date Collected:

Instrument ID: ICPMS4Batch ID: 52061

CAS No.	Analyte	Concentration	C	Q	DL	LOD	LOQ	M
7439-92-1	Lead	31000			66	110	210	MS

## FORM I

CLIENT SAMP ID

## INORGANIC ANALYSIS DATA SHEET

TAFBS-S- 66SD1
-------------------

Lab Name: RTI Laboratories, Inc.

Contract:

Lab Code: GLEN01ClientID: USA17Workorder No.: 2006454

Matrix:

Lab Sample ID: 2006454-001AMSD% Solids: 97.65765Date Received: 6/23/2020 9:45 AMConcentration Units: µg/Kg-dryDate Analyzed: 7/16/2020 5:50 PMTotal/Dissolved: (Total)

Date Collected:

Instrument ID: ICPMS4Batch ID: 51972

CAS No.	Analyte	Concentration	C	Q	DL	LOD	LOQ	M
7439-92-1	Lead	42000	R		61	98	200	MS

## FORM I

CLIENT SAMP ID

## INORGANIC ANALYSIS DATA SHEET

TAFBS-S-  
56SD1Lab Name: RTI Laboratories, Inc.

Contract:

Lab Code: GLEN01ClientID: USA17Workorder No.: 2006454

Matrix:

Lab Sample ID: 2006454-022AMSD% Solids: 86.91911Date Received: 6/23/2020 9:45 AMConcentration Units: µg/Kg-dryDate Analyzed: 7/16/2020 6:32 PMTotal/Dissolved: (Total)

Date Collected:

Instrument ID: ICPMS4Batch ID: 52061

CAS No.	Analyte	Concentration	C	Q	DL	LOD	LOQ	M
7439-92-1	Lead	31000			67	110	220	MS

## FORM IIA

## INITIAL AND CONTINUING CALIBRATION VERIFICATION

Lab Name: RTI Laboratories, Inc.

Contract:

Lab Code: GLEN01Workorder No.: 2006454

Initial Calibration Verification Source:

Cont. Calibration Verification Source:

Concentration Units: mg/L

Run:119517 Analyte	Initial Calibration			Continuing Calibration					M
	True	Found	%R	True	Found	%R	Found	%R	
Germanium	100			100					MS
Indium	20			20					MS
Lead	50	50	101	50	49	98.1	48	96.7	MS
Lithium-6	20			20					MS
Scandium	20			20					MS
Terbium	20			20					MS

ICV Control Limits: 0 - 0

CCV Control Limits: 0 - 0

## FORM IIA

## INITIAL AND CONTINUING CALIBRATION VERIFICATION

Lab Name: RTI Laboratories, Inc.

Contract:

Lab Code: GLEN01Workorder No.: 2006454

Initial Calibration Verification Source:

Cont. Calibration Verification Source:

Concentration Units: mg/L

Run:119517 Analyte	Initial Calibration			Continuing Calibration					M
	True	Found	%R	True	Found	%R	Found	%R	
Germanium	0			100					MS
Indium	0			20					MS
Lead	0			50	48	95.3	47	94.5	MS
Lithium-6	0			20					MS
Scandium	0			20					MS
Terbium	0			20					MS

ICV Control Limits: 0 - 0

CCV Control Limits: 0 - 0

## FORM IIA

## INITIAL AND CONTINUING CALIBRATION VERIFICATION

Lab Name: RTI Laboratories, Inc.

Contract:

Lab Code: GLEN01Workorder No.: 2006454

Initial Calibration Verification Source:

Cont. Calibration Verification Source:

Concentration Units: mg/L

Run:119517 Analyte	Initial Calibration			Continuing Calibration					M
	True	Found	%R	True	Found	%R	Found	%R	
Germanium	0			100					MS
Indium	0			20					MS
Lead	0			50	46	92.8	48	95.5	MS
Lithium-6	0			20					MS
Scandium	0			20					MS
Terbium	0			20					MS

ICV Control Limits: 0 - 0

CCV Control Limits: 0 - 0



## FORM IIA

## INITIAL AND CONTINUING CALIBRATION VERIFICATION

Lab Name: RTI Laboratories, Inc.

Contract:

Lab Code: GLEN01Workorder No.: 2006454

Initial Calibration Verification Source:

Cont. Calibration Verification Source:

Concentration Units: mg/L

Run:119517 Analyte	Initial Calibration			Continuing Calibration					M
	True	Found	%R	True	Found	%R	Found	%R	
Germanium	0			100					MS
Indium	0			20					MS
Lead	0			50	47	94.5			MS
Lithium-6	0			20					MS
Scandium	0			20					MS
Terbium	0			20					MS

ICV Control Limits: 0 - 0

CCV Control Limits: 0 - 0

FORM IIB  
CRQL STANDARD

Lab Name: RTI Laboratories, Inc.

Contract:

Lab Code: GLEN01

Workorder No.: 2006454

CRQL Standard Source: AAC-STD-6A 032919

Run No: 119517

Analyte	CRQL Standard: µg/L		
	True	SeqNo: 2315884	
		Found	%R
Lead	0.200	0.207	103

## FORM III

## BLANKS

Lab Name: RTI Laboratories, Inc.Lab Code: GLEN01Preparation Blank Matrix: Soil

Contract:

Preparation Blank Concentration Units: µg/KgWorkorder No: 2006454

RunNo: 119517	ICB		Continuing Calibration Blank µg/Kg						MB-51972 1			
Seq No:	2315892		2315870		2315871		2315872		Prep Blank			
Analyte	µg/Kg	C	1	C	2	C	3	C	C		M	
Germanium	0	U	0	U	0	U	0	U				
Indium	0	U	0	U	0	U	0	U				
Lead	0.1	U	0.1	U	0.1	U	0.1	U	58	U		
Lithium-6	0	U	0	U	0	U	0	U				
Scandium	0	U	0	U	0	U	0	U				
Terbium	0	U	0	U	0	U	0	U				

## FORM III

## BLANKS

Lab Name: RTI Laboratories, Inc.Lab Code: GLEN01Preparation Blank Matrix: Soil

Contract:

Preparation Blank Concentration Units: µg/KgWorkorder No: 2006454

RunNo: 119517	ICB		Continuing Calibration Blank µg/Kg						MB-51972 1			
Seq No:	2315892		2315873		2315874		2315875		Prep Blank			
Analyte	µg/Kg	C	1	C	2	C	3	C	C		M	
Germanium			0	U	0	U	0	U				
Indium			0	U	0	U	0	U				
Lead			0.1	U	0.1	U	0.1	U				
Lithium-6			0	U	0	U	0	U				
Scandium			0	U	0	U	0	U				
Terbium			0	U	0	U	0	U				

## FORM III

## BLANKS

Lab Name: RTI Laboratories, Inc.Lab Code: GLEN01Preparation Blank Matrix: Soil

Contract:

Preparation Blank Concentration Units: µg/KgWorkorder No: 2006454

RunNo: 119517	ICB		Continuing Calibration Blank µg/Kg						MB-51972 1			
Seq No:	2315892		2315876 0 0						Prep Blank			
Analyte	µg/Kg	C	1	C	2	C	3	C	C		M	
Germanium			0	U								
Indium			0	U								
Lead			0.1	U								
Lithium-6			0	U								
Scandium			0	U								
Terbium			0	U								

## FORM III

## BLANKS

Lab Name: RTI Laboratories, Inc.Lab Code: GLEN01Preparation Blank Matrix: Soil

Contract:

Preparation Blank Concentration Units: µg/KgWorkorder No: 2006454

RunNo: 119517	ICB		Continuing Calibration Blank µg/Kg						MB-52061 2			
Seq No:	2315892		2315870		2315871		2315872		Prep Blank			
Analyte	µg/Kg	C	1	C	2	C	3	C	C		M	
Germanium	0	U	0	U	0	U	0	U				
Indium	0	U	0	U	0	U	0	U				
Lead	0.1	U	0.1	U	0.1	U	0.1	U	55	U		
Lithium-6	0	U	0	U	0	U	0	U				
Scandium	0	U	0	U	0	U	0	U				
Terbium	0	U	0	U	0	U	0	U				

## FORM III

## BLANKS

Lab Name: RTI Laboratories, Inc.Lab Code: GLEN01Preparation Blank Matrix: Soil

Contract:

Preparation Blank Concentration Units: µg/KgWorkorder No: 2006454

RunNo: 119517	ICB		Continuing Calibration Blank µg/Kg						MB-52061 2			
Seq No:	2315892		2315873		2315874		2315875		Prep Blank			
Analyte	µg/Kg	C	1	C	2	C	3	C	C		M	
Germanium			0	U	0	U	0	U				
Indium			0	U	0	U	0	U				
Lead			0.1	U	0.1	U	0.1	U				
Lithium-6			0	U	0	U	0	U				
Scandium			0	U	0	U	0	U				
Terbium			0	U	0	U	0	U				

## FORM IV

## ICP INTERFERENCE CHECK SAMPLE

Lab Name: RTI Laboratories, Inc.

Contract:

Lab Code: GLEN01Workorder No: 2006454ICP ID Number: ICPMS4ICS Source: ICPMS 6020ICS-0A 040119Run No: 119517 Concentration Units: µg/L

Analyte	True		Final Found			Initial Found		
	Sol.	Sol.	Sol.	Sol.		Sol.	Sol.	
	A	AB	A	AB	%R	A	AB	%R
Germanium	100	100				0	0	0
Indium	20	20				0	0	0
Lead	0	20				0.00300	19.9	99.3
Lithium-6	20	20				0	0	0
Scandium	20	20				0	0	0
Terbium	20	20				0	0	0

## FORM IV

## ICP INTERFERENCE CHECK SAMPLE

Lab Name: RTI Laboratories, Inc.

Contract:

Lab Code: GLEN01Workorder No: 2006454ICP ID Number: ICPMS4ICS Source: ICPMS 112719Run No: 119517 Concentration Units: µg/L

Analyte	True		Final Found			Initial Found		
	Sol.	Sol.	Sol.	Sol.		Sol.	Sol.	
	A	AB	A	AB	%R	A	AB	%R
Germanium	100	100				0	0	0
Germanium	100	100				0	0	0
Indium	20	20				0	0	0
Indium	20	20				0	0	0
Lead	0	20				0.00300	19.9	99.3
Lead	0	20				0.00300	19.9	99.3
Lithium-6	20	20				0	0	0
Lithium-6	20	20				0	0	0
Scandium	20	20				0	0	0
Scandium	20	20				0	0	0
Terbium	20	20				0	0	0
Terbium	20	20				0	0	0

SW6020A



## FORM V C

CLIENT SAMP ID

## SYSTEM MONITORING SPIKE/DUPLICATE RECOVERY

TAFBS-S- 66MS1
-------------------

Lab Name: RTI Laboratories, Inc.

Contract:

Lab Code: GLEN01Workorder No: 2006454Matrix: SoilLevel (low/med): LOW% Solids for Sample: 97.7Concentration Units: µg/Kg-dry

Analyte	Control	Sample		MS		MS Spike		MS		MSD		MSD Spike		MSD		RPD		M
	Limit %R																	
		Result	C	Result	C	Added		%R		Result	C	Added		%R		RPD	Limit	
Lead	84-118	22600		34100	Q	19300		59.4		42100	R	19700		98.6		20.9	20	MS

## FORM V C

CLIENT SAMP ID

## SYSTEM MONITORING SPIKE/DUPLICATE RECOVERY

TAFBS-S- 56MS1
-------------------

Lab Name: RTI Laboratories, Inc.

Contract:

Lab Code: GLEN01Workorder No: 2006454Matrix: SoilLevel (low/med): LOW% Solids for Sample: 97.7Concentration Units: µg/Kg-dry

Analyte	Control	Sample		MS		MS Spike		MS		MSD		MSD Spike		MSD		RPD		M
	Limit %R																	
		Result	C	Result	C	Added		%R		Result	C	Added		%R		RPD	Limit	
Lead	84-118	10100		30800		21300		97.1		31200		21700		97.3		1.41	20	MS

FORM VII  
LABORATORY CONTROL SAMPLE

Lab Name: RTI Laboratories, Inc. Contract:  
 Lab Code: GLEN01 ClientID: USA17 SAS No.: SDG No.: 2006454  
 LCS Source: LCS-51972

Analyte	Units: µg/Kg			Control Limits		
	True	Found	%R	Low	High	C
Lead	18518.5185185185	18412.962962963	99.4	84.0	118	

FORM VII  
LABORATORY CONTROL SAMPLE

Lab Name: RTI Laboratories, Inc. Contract:  
 Lab Code: GLEN01 ClientID: USA17 SAS No.: SDG No.: 2006454  
 LCS Source: LCS-52061

Analyte	Units: µg/Kg			Control Limits		
	True	Found	%R	Low	High	C
Lead	19230.7692307692	19758.6538461538	103	84.0	118	

FORM VIII  
ICP SERIAL DILUTIONS  
Metals, ICP/MS

CLIENT SAMP ID

TAFBS-S-66

Lab Name: RTI Laboratories, Inc.

Contract:

Lab Code: GLEN01

SAS No.:

SDG No: 2006454

Matrix:

Level (low/med): LOW

Case No:

Lab Samp ID: 2006454-001ASD

Concentration Units: µg/Kg-dry

Analyte	Initial Sample		Serial		% Differ- ence	Q	M
	Result (I)	C	Result (S)	C			
Lead	22600		22800		0.87 %		MS
Lead	22600	X	22800		0.87 %		MS

SW6020A

FORM IX  
METHOD DETECTION LIMITS

Lab Name: RTI Laboratories, Inc.

Contract:

Lab Code: GLEN01

Workorder No.: 2006454

Test Code: SW 6020S

Analyte	MDL µg/Kg	LOD µg/Kg	LOQ µg/Kg	M
Aluminum	9.834	50	500	MS
Antimony	4.087	5	25	MS
Arsenic	3.984	5	15	MS
Barium	4.637	5	250	MS
Beryllium	7.411	10	10	MS
Boron	663	1000	5000	MS
Cadmium	3.422	5	10	MS
Calcium	1126	2500	10000	MS
Chromium	7.624	25	100	MS
Cobalt	4.647	5	50	MS
Copper	5.323	25	50	MS
Germanium	0	0	0	MS
Indium	0	0	0	MS
Iron	1398	1500	2000	MS
Lead	3.086	5	10	MS
Lithium	28.35	50	500	MS
Lithium-6	0	0	0	MS
Magnesium	532	2500	5000	MS
Manganese	20.722	25	50	MS
Molybdenum	25.055	50	50	MS
Nickel	13.324	25	100	MS
Potassium	2793	3750	5000	MS
Scandium	0	0	0	MS
Selenium	10.295	25	50	MS
Silicon	223	1000	5000	MS
Silver	2.416	10	15	MS
Sodium	909	2500	5000	MS
Strontium	688	1000	2000	MS

FORM IX  
METHOD DETECTION LIMITS

Lab Name: RTI Laboratories, Inc.

Contract:

Lab Code: GLEN01

Workorder No.: 2006454

Test Code: SW 6020S

Analyte	MDL µg/Kg	LOD µg/Kg	LOQ µg/Kg	M
Terbium	0	0	0	MS
Thallium	4.844	5	20	MS
Tin	5.8	25	200	MS
Titanium	36.2	100	500	MS
Uranium	62.354	100	250	MS
Vanadium	4.836	5	40	MS
Zinc	19.227	50	500	MS
Zirconium	0	0	0	MS

## FORM XI

## INTERNAL STANDARD ASSOCIATION

Lab Name: RTI Laboratories, Inc.

Contract:

Lab Code: GLEN01ClientID: USA17

SAS No.:

SDG No.: 2006454ICP-MS Instrument ID: ICPMS4Date: 7/16/2020

Analyte	Assoc. Internal Standard 1	Assoc. Internal Standard 2
Lead	Terbium	

FORM XII  
PREPARATION LOG

Lab Name: RTI Laboratories, Inc.

Workorder No.: 2006454

Lab Code: GLEN01

Batch ID: 51972

Method: MS

Sample ID	Preparation Date	Weight (gram)	Volume (mL)
TAFBS-S-66	7/16/2020 5:55:34 PM		
TAFBS-S-62CS	6/30/2020 11:23:34 AM	0.52	50
TAFBS-S-66SD1	6/30/2020 11:23:34 AM	0.52	50
TAFBS-S-67CS	6/30/2020 11:23:34 AM	0.52	50
TAFBS-S-68CS	6/30/2020 11:23:34 AM	0.52	50
TAFBS-S-69CS	6/30/2020 11:23:34 AM	0.52	50
PBS	6/30/2020 11:23:34 AM	0.53	50
TAFBS-S-1CS	6/30/2020 11:23:34 AM	0.53	50
TAFBS-S-2CS	6/30/2020 11:23:34 AM	0.53	50
TAFBS-S-60CS	6/30/2020 11:23:34 AM	0.53	50
TAFBS-S-66MS1	6/30/2020 11:23:34 AM	0.53	50
TAFBS-S-71CS	6/30/2020 11:23:34 AM	0.53	50
LCSS	6/30/2020 11:23:34 AM	0.54	50
TAFBS-S-4CS	6/30/2020 11:23:34 AM	0.54	50
TAFBS-S-5CS	6/30/2020 11:23:34 AM	0.55	50
TAFBS-S-66CS	6/30/2020 11:23:34 AM	0.55	50
TAFBS-S-70CS	6/30/2020 11:23:34 AM	0.55	50
TAFBS-S-3CS	6/30/2020 11:23:34 AM	0.56	50
TAFBS-S-65CS	6/30/2020 11:23:34 AM	0.56	50
TAFBS-S-63CS	6/30/2020 11:23:34 AM	0.57	50
TAFBS-S-6CS	6/30/2020 11:23:34 AM	0.57	50
TAFBS-S-58CS	6/30/2020 11:23:34 AM	0.59	50
TAFBS-S-59CS	6/30/2020 11:23:34 AM	0.59	50
TAFBS-S-61CS	6/30/2020 11:23:34 AM	0.6	50
TAFBS-S-64CS	6/30/2020 11:23:34 AM	0.61	50



FORM XII  
PREPARATION LOG

Lab Name: RTI Laboratories, Inc.

Workorder No.: 2006454

Lab Code: GLEN01

Batch ID: 52061

Method: MS

Sample ID	Preparation Date	Weight (gram)	Volume (mL)
TAFBS-S-54CS	7/15/2020 8:51:00 AM	0.51	50
LCSS	7/15/2020 8:51:00 AM	0.52	50
TAFBS-S-52CS	7/15/2020 8:51:00 AM	0.52	50
ZZZZZZ	7/15/2020 8:51:00 AM	0.52	50
TAFBS-S-51CS	7/15/2020 8:51:00 AM	0.53	50
TAFBS-S-56SD1	7/15/2020 8:51:00 AM	0.53	50
TAFBS-S-56MS1	7/15/2020 8:51:00 AM	0.54	50
ZZZZZZ	7/15/2020 8:51:00 AM	0.54	50
TAFBS-S-53CS	7/15/2020 8:51:00 AM	0.55	50
TAFBS-S-55CS	7/15/2020 8:51:00 AM	0.55	50
TAFBS-S-56CS	7/15/2020 8:51:00 AM	0.55	50
ZZZZZZ	7/15/2020 8:51:00 AM	0.55	50
PBS	7/15/2020 8:51:00 AM	0.56	50
ZZZZZZ	7/15/2020 8:51:00 AM	0.56	50
TAFBS-S-57CS	7/15/2020 8:51:00 AM	0.57	50
ZZZZZZ	7/15/2020 8:51:00 AM	0.59	50

FORM XIII  
ANALYSIS RUN LOG

Lab Name: RTI Laboratories, Inc.

Workorder No.: 2006454

Lab Code: GLEN01

Method: MS

Instrument ID: ICPMS4

Start Date: 7/16/2020 5:11 PM

End Date: 7/16/2020 7:38 PM

Client Sample No.	D/F	Time	Analytes																					
			A L	S B	A S	B A	B E	C D	C A	C O	C R	C U	F E	P B	M G	M N	H G	N I	K	S E	A G	N A	T L	V
ICAL1	1	5:11 PM												X										
ICAL3	1	5:12 PM												X										
ICAL4	1	5:13 PM												X										
ICAL5	1	5:13 PM												X										
ICAL6	1	5:14 PM												X										
ICAL7	1	5:15 PM												X										
ICAL8	1	5:16 PM												X										
ICV-071620	1	5:16 PM												X										
ICB-071620	1	5:21 PM												X										
CRQL-071620	1	5:22 PM												X										
ICSA-071620	1	5:23 PM												X										
ICSAB-071620	1	5:24 PM												X										
MB-52038	10	5:26 PM												X										
LCS-52038	10	5:27 PM												X										
2007171-015A	10	5:29 PM												X										
2007171-015AMS	10	5:30 PM												X										
2007171-015AMSD	10	5:30 PM												X										
2007171-003A	10	5:31 PM												X										
2007171-008A	10	5:32 PM												X										
2007171-010A	10	5:33 PM												X										
2007171-011A	10	5:33 PM												X										
CCV-071620-1	1	5:35 PM												X										
CCB-071620-1	1	5:45 PM												X										
MB-51972	10	5:47 PM												X										

FORM XIII  
ANALYSIS RUN LOG

Lab Name: RTI Laboratories, Inc.

Workorder No.: 2006454

Lab Code: GLEN01

Method: MS

Instrument ID: ICPMS4

Start Date: 7/16/2020 5:11 PM

End Date: 7/16/2020 7:38 PM

Client Sample No.	D/F	Time	Analytes																									
			A L	S B	A S	B A	B E	C D	C A	C O	C R	C U	F E	P B	M G	M N	H G	N I	K	S E	A G	N A	T L	V	Z N	C N		
LCS-51972	10	5:48 PM												X														
2006454-001A	10	5:49 PM												X														
2006454-001AMS	10	5:50 PM												X														
2006454-001AMSD	10	5:50 PM												X														
2006454-001ASD	50	5:55 PM												X														
2006454-002A	10	5:56 PM												X														
2006454-003A	10	5:57 PM												X														
2006454-004A	10	5:58 PM												X														
2006454-005A	10	5:59 PM												X														
2006454-006A	10	5:59 PM												X														
2006454-007A	10	6:00 PM												X														
2006454-008A	10	6:01 PM												X														
2006454-009A	10	6:02 PM												X														
2006454-010A	10	6:03 PM												X														
CCV-071620-2	1	6:04 PM												X														
CCB-071620-2	1	6:06 PM												X														
2006454-011A	10	6:09 PM												X														
2006454-012A	10	6:10 PM												X														
2006454-013A	10	6:11 PM												X														
2006454-014A	10	6:12 PM												X														
2006454-015A	10	6:13 PM												X														
2006454-016A	10	6:14 PM												X														
2006454-017A	10	6:14 PM												X														
2006454-018A	10	6:15 PM												X														

FORM XIII  
ANALYSIS RUN LOG

Lab Name: RTI Laboratories, Inc.

Workorder No.: 2006454

Lab Code: GLEN01

Method: MS

Instrument ID: ICPMS4

Start Date: 7/16/2020 5:11 PM

End Date: 7/16/2020 7:38 PM

Client Sample No.	D/F	Time	Analytes																							
			A L	S B	A S	B A	B E	C D	C A	C O	C R	C U	F E	P B	M G	M N	H G	N I	K	S E	A G	N A	T L	V	Z N	C N
2006454-019A	10	6:16 PM												X												
2006454-020A	10	6:17 PM												X												
CCV-071620-3	1	6:18 PM												X												
CCB-071620-3	1	6:19 PM												X												
MB-52061	10	6:28 PM												X												
LCS-52061	10	6:29 PM												X												
2006454-022A	10	6:30 PM												X												
2006454-022AMS	10	6:31 PM												X												
2006454-022AMSD	10	6:32 PM												X												
2006454-021A	10	6:33 PM												X												
2006454-023A	10	6:34 PM												X												
2006454-024A	10	6:35 PM												X												
2006454-025A	10	6:36 PM												X												
2006454-026A	10	6:37 PM												X												
2006454-027A	10	6:38 PM												X												
2006479-001A	10	6:39 PM												X												
2006479-002A	10	6:39 PM												X												
2006479-003A	10	6:40 PM												X												
CCV-071620-4	1	6:42 PM												X												
CCB-071620-4	1	6:44 PM												X												
2006479-004A	10	6:46 PM												X												
2006479-005A	10	6:47 PM												X												
2006479-006A	10	6:48 PM												X												
2006479-007A	10	6:49 PM												X												

FORM XIII  
ANALYSIS RUN LOG

Lab Name: RTI Laboratories, Inc.

Workorder No.: 2006454

Lab Code: GLEN01

Method: MS

Instrument ID: ICPMS4

Start Date: 7/16/2020 5:11 PM

End Date: 7/16/2020 7:38 PM

Client Sample No.	D/F	Time	Analytes																								
			A L	S B	A S	B A	B E	C D	C A	C O	C R	C U	F E	P B	M G	M N	H G	N I	K	S E	A G	N A	T L	V	Z N	C N	
2006481-001A	10	6:50 PM												X													
2006481-002A	10	6:51 PM												X													
2006481-003A	10	6:51 PM												X													
2006481-004A	10	6:52 PM												X													
2006481-005A	10	6:53 PM												X													
2006481-006A	10	6:54 PM												X													
CCV-071620-5	1	6:59 PM												X													
CCB-071620-5	1	7:03 PM												X													
MB-52066	10	7:05 PM												X													
LCS-52066	10	7:05 PM												X													
2006518-001A	10	7:07 PM												X													
2006518-001AMS	10	7:08 PM												X													
2006518-001AMSD	10	7:09 PM												X													
2006518-001APDS	10	7:11 PM																									
2006481-007A	10	7:13 PM												X													
2006481-008A	10	7:14 PM												X													
2006481-009A	10	7:15 PM												X													
2006481-010A	10	7:16 PM												X													
2006481-011A	10	7:17 PM												X													
2006481-012A	10	7:18 PM												X													
2006481-013A	10	7:19 PM												X													
2006481-014A	10	7:20 PM												X													
2006481-015A	10	7:20 PM												X													
CCV-071620-6	1	7:22 PM												X													

FORM XIII  
ANALYSIS RUN LOG

Lab Name: RTI Laboratories, Inc.

Workorder No.: 2006454

Lab Code: GLEN01

Method: MS

Instrument ID: ICPMS4

Start Date: 7/16/2020 5:11 PM

End Date: 7/16/2020 7:38 PM

Client Sample No.	D/F	Time	Analytes																							
			A L	S B	A S	B A	B E	C D	C A	C O	C R	C U	F E	P B	M G	M N	H G	N I	K	S E	A G	N A	T L	V	Z N	C N
CCB-071620-6	1	7:23 PM												X												
2006481-016A	10	7:27 PM												X												
2006481-017A	10	7:27 PM												X												
2006481-018A	10	7:28 PM												X												
2006481-019A	10	7:29 PM												X												
2006481-020A	10	7:30 PM												X												
2006481-021A	10	7:31 PM												X												
2006481-022A	10	7:32 PM												X												
2006481-023A	10	7:33 PM												X												
2006481-024A	10	7:34 PM												X												
2006481-025A	10	7:34 PM												X												
CCV-071620-7	1	7:35 PM												X												
CCB-071620-7	1	7:36 PM												X												
QCS-071620-1	1	7:38 PM												X												

## FORM XV

## ICPMS INTERNAL STANDARDS INTENSITY SUMMARY

Lab Name: RTI Laboratories, Inc.

Contract:

Lab Code: GLEN01ClientID: USA17

SAS No.:

SDG No.: 2006454Instrument ID: ICPMS4Start Date: 7/16/2020 5:11 PMEnd Date: 7/16/2020 7:38 PM

RunNo: 119517	Internal Standards %RI For:										
EPA Sample No.	Time	Germanium	Q	Indium	Q	Lithium-6	Q	Scandium	Q	Terbium	Q
ICAL1	5:11:37 PM	*	*	*	*	*	*	*	*	100	
ICAL3	5:12:22 PM	*	*	*	*	*	*	*	*	98.5	
ICAL4	5:13:08 PM	*	*	*	*	*	*	*	*	99.5	
ICAL5	5:13:53 PM	*	*	*	*	*	*	*	*	99.8	
ICAL6	5:14:39 PM	*	*	*	*	*	*	*	*	101	
ICAL7	5:15:24 PM	*	*	*	*	*	*	*	*	99.6	
ICAL8	5:16:09 PM	*	*	*	*	*	*	*	*	99.8	
ICV-071620	5:16:55 PM	*	*	*	*	*	*	*	*	101	
ICB-071620	5:21:22 PM	*	*	*	*	*	*	*	*	99.0	
CRQL-071620	5:22:58 PM	*	*	*	*	*	*	*	*	97.3	
ICSA-071620	5:23:59 PM	*	*	*	*	*	*	*	*	101	
ICSAB-071620	5:24:44 PM	*	*	*	*	*	*	*	*	104	
CCV-071620-1	5:35:34 PM	*	*	*	*	*	*	*	*	99.6	
CCB-071620-1	5:45:42 PM	*	*	*	*	*	*	*	*	98.1	
MB-51972	5:47:23 PM	*	*	*	*	*	*	*	*	102	
LCS-51972	5:48:15 PM	*	*	*	*	*	*	*	*	103	
2006454-001A	5:49:11 PM	*	*	*	*	*	*	*	*	103	
2006454-001AMS	5:50:04 PM	*	*	*	*	*	*	*	*	104	
2006454-001AMSD	5:50:56 PM	*	*	*	*	*	*	*	*	104	
2006454-001ASD	5:55:34 PM	*	*	*	*	*	*	*	*	101	
2006454-002A	5:56:30 PM	*	*	*	*	*	*	*	*	103	
2006454-003A	5:57:22 PM	*	*	*	*	*	*	*	*	105	
2006454-004A	5:58:14 PM	*	*	*	*	*	*	*	*	104	
2006454-005A	5:59:05 PM	*	*	*	*	*	*	*	*	103	
2006454-006A	5:59:57 PM	*	*	*	*	*	*	*	*	107	
2006454-007A	6:00:49 PM	*	*	*	*	*	*	*	*	107	
2006454-008A	6:01:41 PM	*	*	*	*	*	*	*	*	106	
2006454-009A	6:02:33 PM	*	*	*	*	*	*	*	*	107	
2006454-010A	6:03:25 PM	*	*	*	*	*	*	*	*	105	
CCV-071620-2	6:04:31 PM	*	*	*	*	*	*	*	*	103	
CCB-071620-2	6:06:20 PM	*	*	*	*	*	*	*	*	102	
2006454-011A	6:09:45 PM	*	*	*	*	*	*	*	*	104	
2006454-012A	6:10:37 PM	*	*	*	*	*	*	*	*	103	
2006454-013A	6:11:28 PM	*	*	*	*	*	*	*	*	103	
2006454-014A	6:12:20 PM	*	*	*	*	*	*	*	*	105	
2006454-015A	6:13:12 PM	*	*	*	*	*	*	*	*	104	
2006454-016A	6:14:03 PM	*	*	*	*	*	*	*	*	106	
2006454-017A	6:14:55 PM	*	*	*	*	*	*	*	*	105	
2006454-018A	6:15:46 PM	*	*	*	*	*	*	*	*	105	
2006454-019A	6:16:38 PM	*	*	*	*	*	*	*	*	104	
2006454-020A	6:17:29 PM	*	*	*	*	*	*	*	*	106	
CCV-071620-3	6:18:38 PM	*	*	*	*	*	*	*	*	104	
CCB-071620-3	6:19:33 PM	*	*	*	*	*	*	*	*	104	

R = RI value outside 60-125 Control Limits

\* = This Internal Standard not used for this analysis

EPA Sample No.	Time	Germanium	Q	Indium	Q	Lithium-6	Q	Scandium	Q	Terbium	Q
MB-52061	6:28:56 PM	*	*	*	*	*	*	*	*	104	
LCS-52061	6:29:48 PM	*	*	*	*	*	*	*	*	106	
2006454-022A	6:30:51 PM	*	*	*	*	*	*	*	*	103	
2006454-022AMS	6:31:43 PM	*	*	*	*	*	*	*	*	106	
2006454-022AMSD	6:32:34 PM	*	*	*	*	*	*	*	*	106	
2006454-021A	6:33:56 PM	*	*	*	*	*	*	*	*	105	
2006454-023A	6:34:47 PM	*	*	*	*	*	*	*	*	104	
2006454-024A	6:35:39 PM	*	*	*	*	*	*	*	*	108	
2006454-025A	6:36:31 PM	*	*	*	*	*	*	*	*	105	
2006454-026A	6:37:23 PM	*	*	*	*	*	*	*	*	107	
2006454-027A	6:38:13 PM	*	*	*	*	*	*	*	*	107	
2006479-001A	6:39:03 PM	*	*	*	*	*	*	*	*	106	
2006479-002A	6:39:55 PM	*	*	*	*	*	*	*	*	106	
2006479-003A	6:40:47 PM	*	*	*	*	*	*	*	*	107	
CCV-071620-4	6:42:26 PM	*	*	*	*	*	*	*	*	104	
CCB-071620-4	6:44:09 PM	*	*	*	*	*	*	*	*	101	
2006479-004A	6:46:47 PM	*	*	*	*	*	*	*	*	105	
2006479-005A	6:47:39 PM	*	*	*	*	*	*	*	*	106	
2006479-006A	6:48:31 PM	*	*	*	*	*	*	*	*	106	
2006479-007A	6:49:22 PM	*	*	*	*	*	*	*	*	103	
CCV-071620-5	6:59:22 PM	*	*	*	*	*	*	*	*	104	
CCB-071620-5	7:03:16 PM	*	*	*	*	*	*	*	*	102	
MB-52066	7:05:04 PM	*	*	*	*	*	*	*	*	106	
LCS-52066	7:05:57 PM	*	*	*	*	*	*	*	*	108	
2006518-001A	7:07:39 PM	*	*	*	*	*	*	*	*	103	
2006518-001AMS	7:08:31 PM	*	*	*	*	*	*	*	*	102	
2006518-001AMSD	7:09:23 PM	*	*	*	*	*	*	*	*	102	
2006518-001APDS	7:11:52 PM	*	*	*	*	*	*	*	*	101	
CCV-071620-6	7:22:20 PM	*	*	*	*	*	*	*	*	99.9	
CCB-071620-6	7:23:41 PM	*	*	*	*	*	*	*	*	99.4	
CCV-071620-7	7:35:58 PM	*	*	*	*	*	*	*	*	103	
CCB-071620-7	7:36:54 PM	*	*	*	*	*	*	*	*	101	
QCS-071620-1	7:38:00 PM	*	*	*	*	*	*	*	*	98.9	

R = RI value outside 60-125 Control Limits  
 \* =This Internal Standard not used for this analysis



SEQ	SAMP TYPE	SAMP	DATE/TIME	METHOD	DIL
1		ICAL1	07/16/20 05:11 PM	ked epa6020 pb only.mth	
2		ICAL3	07/16/20 05:12 PM	ked epa6020 pb only.mth	
3		ICAL4	07/16/20 05:13 PM	ked epa6020 pb only.mth	
4		ICAL5	07/16/20 05:13 PM	ked epa6020 pb only.mth	
5		ICAL6	07/16/20 05:14 PM	ked epa6020 pb only.mth	
6		ICAL7	07/16/20 05:15 PM	ked epa6020 pb only.mth	
7		ICAL8	07/16/20 05:16 PM	ked epa6020 pb only.mth	
8	SW_6020A,ICV	ICV-071620	07/16/20 05:16 PM	ked epa6020 pb only.mth	
9	SW_6020A,ICB	ICB-071620	07/16/20 05:21 PM	ked epa6020 pb only.mth	
10	SW_6020A,CRQL	CRQL-071620	07/16/20 05:22 PM	ked epa6020 pb only.mth	
11	SW_6020A,ICSA	ICSA-071620	07/16/20 05:23 PM	ked epa6020 pb only.mth	
12	SW_6020A,ICSAB	ICSAB-071620	07/16/20 05:24 PM	ked epa6020 pb only.mth	
13	SW_6020A,MBLK	MB-52038	07/16/20 05:26 PM	ked epa6020 pb only.mth	X10
14	SW_6020A,LCS	LCS-52038	07/16/20 05:27 PM	ked epa6020 pb only.mth	X10
15	SW_6020A,SAMP	2007171-015A	07/16/20 05:29 PM	ked epa6020 pb only.mth	X10
16	SW_6020A,MS	2007171-015AMS	07/16/20 05:30 PM	ked epa6020 pb only.mth	X10
17	SW_6020A,MSD	2007171-015AMSD	07/16/20 05:30 PM	ked epa6020 pb only.mth	X10
18	SW_6020A,SAMP	2007171-003A	07/16/20 05:31 PM	ked epa6020 pb only.mth	X10
19	SW_6020A,SAMP	2007171-008A	07/16/20 05:32 PM	ked epa6020 pb only.mth	X10
20	SW_6020A,SAMP	2007171-010A	07/16/20 05:33 PM	ked epa6020 pb only.mth	X10
21	SW_6020A,SAMP	2007171-011A	07/16/20 05:33 PM	ked epa6020 pb only.mth	X10
22	SW_6020A,CCV	CCV-071620-1	07/16/20 05:35 PM	ked epa6020 pb only.mth	
23	SW_6020A,CCB	CCB-071620-1	07/16/20 05:45 PM	ked epa6020 pb only.mth	
24	SW_6020S,MBLK	MB-51972	07/16/20 05:47 PM	ked epa6020 pb only.mth	X10
25	SW_6020S,LCS	LCS-51972	07/16/20 05:48 PM	ked epa6020 pb only.mth	X10
26	SW_6020S,SAMP	2006454-001A	07/16/20 05:49 PM	ked epa6020 pb only.mth	X10
27	SW_6020S,MS	2006454-001AMS	07/16/20 05:50 PM	ked epa6020 pb only.mth	X10
28	SW_6020S,MSD	2006454-001AMSD	07/16/20 05:50 PM	ked epa6020 pb only.mth	X10
29	SW_6020S,SD	2006454-001ASD	07/16/20 05:55 PM	ked epa6020 pb only.mth	X50
30	SW_6020S,SAMP	2006454-002A	07/16/20 05:56 PM	ked epa6020 pb only.mth	X10
31	SW_6020S,SAMP	2006454-003A	07/16/20 05:57 PM	ked epa6020 pb only.mth	X10
32	SW_6020S,SAMP	2006454-004A	07/16/20 05:58 PM	ked epa6020 pb only.mth	X10
33	SW_6020S,SAMP	2006454-005A	07/16/20 05:59 PM	ked epa6020 pb only.mth	X10
34	SW_6020S,SAMP	2006454-006A	07/16/20 05:59 PM	ked epa6020 pb only.mth	X10
35	SW_6020S,SAMP	2006454-007A	07/16/20 06:00 PM	ked epa6020 pb only.mth	X10
36	SW_6020S,SAMP	2006454-008A	07/16/20 06:01 PM	ked epa6020 pb only.mth	X10
37	SW_6020S,SAMP	2006454-009A	07/16/20 06:02 PM	ked epa6020 pb only.mth	X10
38	SW_6020S,SAMP	2006454-010A	07/16/20 06:03 PM	ked epa6020 pb only.mth	X10
39	SW_6020A,CCV	CCV-071620-2	07/16/20 06:04 PM	ked epa6020 pb only.mth	
40	SW_6020A,CCB	CCB-071620-2	07/16/20 06:06 PM	ked epa6020 pb only.mth	
41	SW_6020S,SAMP	2006454-011A	07/16/20 06:09 PM	ked epa6020 pb only.mth	X10
42	SW_6020S,SAMP	2006454-012A	07/16/20 06:10 PM	ked epa6020 pb only.mth	X10
43	SW_6020S,SAMP	2006454-013A	07/16/20 06:11 PM	ked epa6020 pb only.mth	X10
44	SW_6020S,SAMP	2006454-014A	07/16/20 06:12 PM	ked epa6020 pb only.mth	X10
45	SW_6020S,SAMP	2006454-015A	07/16/20 06:13 PM	ked epa6020 pb only.mth	X10

46	SW_6020S,SAMP	2006454-016A	07/16/20 06:14 PM	ked epa6020 pb only.mth	X10
47	SW_6020S,SAMP	2006454-017A	07/16/20 06:14 PM	ked epa6020 pb only.mth	X10
48	SW_6020S,SAMP	2006454-018A	07/16/20 06:15 PM	ked epa6020 pb only.mth	X10
49	SW_6020S,SAMP	2006454-019A	07/16/20 06:16 PM	ked epa6020 pb only.mth	X10
50	SW_6020S,SAMP	2006454-020A	07/16/20 06:17 PM	ked epa6020 pb only.mth	X10
51	SW_6020A,CCV	CCV-071620-3	07/16/20 06:18 PM	ked epa6020 pb only.mth	
52	SW_6020A,CCB	CCB-071620-3	07/16/20 06:19 PM	ked epa6020 pb only.mth	
53	SW_6020S,MBLK	MB-52061	07/16/20 06:28 PM	ked epa6020 pb only.mth	X10
54	SW_6020S,LCS	LCS-52061	07/16/20 06:29 PM	ked epa6020 pb only.mth	X10
55	SW_6020S,SAMP	2006454-022A	07/16/20 06:30 PM	ked epa6020 pb only.mth	X10
56	SW_6020S,MS	2006454-022AMS	07/16/20 06:31 PM	ked epa6020 pb only.mth	X10
57	SW_6020S,MSD	2006454-022AMSD	07/16/20 06:32 PM	ked epa6020 pb only.mth	X10
58	SW_6020S,SAMP	2006454-021A	07/16/20 06:33 PM	ked epa6020 pb only.mth	X10
59	SW_6020S,SAMP	2006454-023A	07/16/20 06:34 PM	ked epa6020 pb only.mth	X10
60	SW_6020S,SAMP	2006454-024A	07/16/20 06:35 PM	ked epa6020 pb only.mth	X10
61	SW_6020S,SAMP	2006454-025A	07/16/20 06:36 PM	ked epa6020 pb only.mth	X10
62	SW_6020S,SAMP	2006454-026A	07/16/20 06:37 PM	ked epa6020 pb only.mth	X10
63	SW_6020S,SAMP	2006454-027A	07/16/20 06:38 PM	ked epa6020 pb only.mth	X10
64	SW_6020S,SAMP	2006479-001A	07/16/20 06:39 PM	ked epa6020 pb only.mth	X10
65	SW_6020S,SAMP	2006479-002A	07/16/20 06:39 PM	ked epa6020 pb only.mth	X10
66	SW_6020S,SAMP	2006479-003A	07/16/20 06:40 PM	ked epa6020 pb only.mth	X10
67	SW_6020A,CCV	CCV-071620-4	07/16/20 06:42 PM	ked epa6020 pb only.mth	
68	SW_6020A,CCB	CCB-071620-4	07/16/20 06:44 PM	ked epa6020 pb only.mth	
69	SW_6020S,SAMP	2006479-004A	07/16/20 06:46 PM	ked epa6020 pb only.mth	X10
70	SW_6020S,SAMP	2006479-005A	07/16/20 06:47 PM	ked epa6020 pb only.mth	X10
71	SW_6020S,SAMP	2006479-006A	07/16/20 06:48 PM	ked epa6020 pb only.mth	X10
72	SW_6020S,SAMP	2006479-007A	07/16/20 06:49 PM	ked epa6020 pb only.mth	X10
73	SW_6020S,SAMP	2006481-001A	07/16/20 06:50 PM	ked epa6020 pb only.mth	X10
74	SW_6020S,SAMP	2006481-002A	07/16/20 06:51 PM	ked epa6020 pb only.mth	X10
75	SW_6020S,SAMP	2006481-003A	07/16/20 06:51 PM	ked epa6020 pb only.mth	X10
76	SW_6020S,SAMP	2006481-004A	07/16/20 06:52 PM	ked epa6020 pb only.mth	X10
77	SW_6020S,SAMP	2006481-005A	07/16/20 06:53 PM	ked epa6020 pb only.mth	X10
78	SW_6020S,SAMP	2006481-006A	07/16/20 06:54 PM	ked epa6020 pb only.mth	X10
79	SW_6020A,CCV	CCV-071620-5	07/16/20 06:59 PM	ked epa6020 pb only.mth	
80	SW_6020A,CCB	CCB-071620-5	07/16/20 07:03 PM	ked epa6020 pb only.mth	
81	SW_6020S,MBLK	MB-52066	07/16/20 07:05 PM	ked epa6020 pb only.mth	X10
82	SW_6020S,LCS	LCS-52066	07/16/20 07:05 PM	ked epa6020 pb only.mth	X10
83	SW_6020S,SAMP	2006518-001A	07/16/20 07:07 PM	ked epa6020 pb only.mth	X10
84	SW_6020S,MS	2006518-001AMS	07/16/20 07:08 PM	ked epa6020 pb only.mth	X10
85	SW_6020S,MSD	2006518-001AMSD	07/16/20 07:09 PM	ked epa6020 pb only.mth	X10
86	SW_6020S,PDS	2006518-001APDS	07/16/20 07:11 PM	ked epa6020 pb only.mth	X10
87	SW_6020S,SAMP	2006481-007A	07/16/20 07:13 PM	ked epa6020 pb only.mth	X10
88	SW_6020S,SAMP	2006481-008A	07/16/20 07:14 PM	ked epa6020 pb only.mth	X10
89	SW_6020S,SAMP	2006481-009A	07/16/20 07:15 PM	ked epa6020 pb only.mth	X10
90	SW_6020S,SAMP	2006481-010A	07/16/20 07:16 PM	ked epa6020 pb only.mth	X10
91	SW_6020S,SAMP	2006481-011A	07/16/20 07:17 PM	ked epa6020 pb only.mth	X10

Sheet1

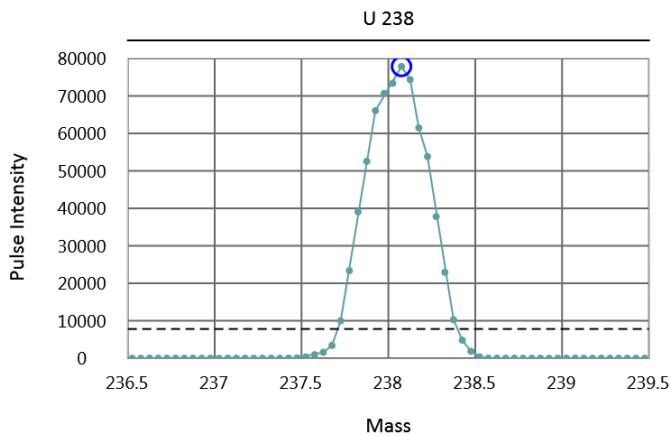
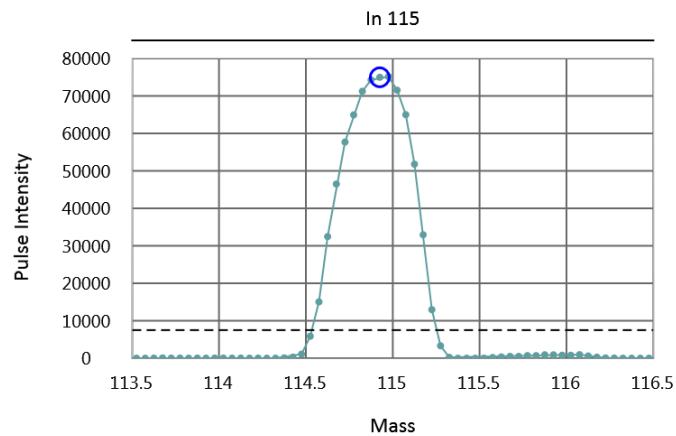
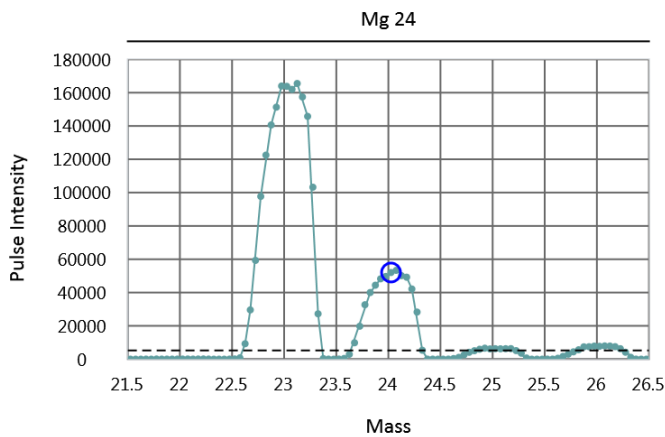
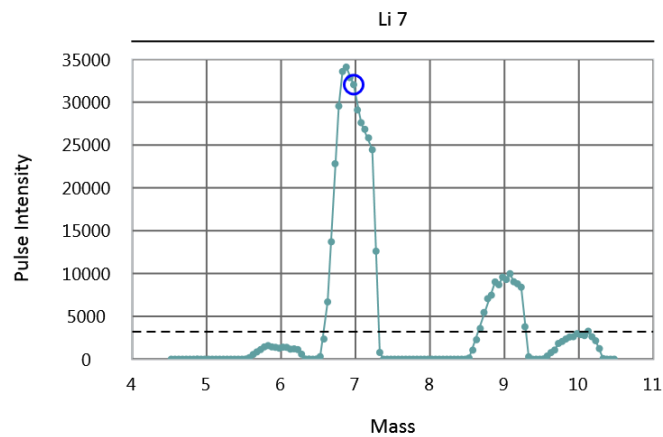
92	SW_6020S,SAMP	2006481-012A	07/16/20 07:18 PM	ked epa6020 pb only.mth	X10
93	SW_6020S,SAMP	2006481-013A	07/16/20 07:19 PM	ked epa6020 pb only.mth	X10
94	SW_6020S,SAMP	2006481-014A	07/16/20 07:20 PM	ked epa6020 pb only.mth	X10
95	SW_6020S,SAMP	2006481-015A	07/16/20 07:20 PM	ked epa6020 pb only.mth	X10
96	SW_6020A,CCV	CCV-071620-6	07/16/20 07:22 PM	ked epa6020 pb only.mth	
97	SW_6020A,CCB	CCB-071620-6	07/16/20 07:23 PM	ked epa6020 pb only.mth	
98	SW_6020S,SAMP	2006481-016A	07/16/20 07:27 PM	ked epa6020 pb only.mth	X10
99	SW_6020S,SAMP	2006481-017A	07/16/20 07:27 PM	ked epa6020 pb only.mth	X10
100	SW_6020S,SAMP	2006481-018A	07/16/20 07:28 PM	ked epa6020 pb only.mth	X10
101	SW_6020S,SAMP	2006481-019A	07/16/20 07:29 PM	ked epa6020 pb only.mth	X10
102	SW_6020S,SAMP	2006481-020A	07/16/20 07:30 PM	ked epa6020 pb only.mth	X10
103	SW_6020S,SAMP	2006481-021A	07/16/20 07:31 PM	ked epa6020 pb only.mth	X10
104	SW_6020S,SAMP	2006481-022A	07/16/20 07:32 PM	ked epa6020 pb only.mth	X10
105	SW_6020S,SAMP	2006481-023A	07/16/20 07:33 PM	ked epa6020 pb only.mth	X10
106	SW_6020S,SAMP	2006481-024A	07/16/20 07:34 PM	ked epa6020 pb only.mth	X10
107	SW_6020S,SAMP	2006481-025A	07/16/20 07:34 PM	ked epa6020 pb only.mth	X10
108	SW_6020A,CCV	CCV-071620-7	07/16/20 07:35 PM	ked epa6020 pb only.mth	
109	SW_6020A,CCB	CCB-071620-7	07/16/20 07:36 PM	ked epa6020 pb only.mth	
110	SW_6020A,QCS	QCS-071620-1	07/16/20 07:38 PM	ked epa6020 pb only.mth	

Sample Id	Calibration Curves	Slope	Intercept	Correlation Coefficient
Acquisition Time	07/16/2020 17:16:09			
Pb 208		0.02971	0.00009	0.99988

Mass Calibration and Resolution - [Passed] Optimum value(s): N/A  
Target/Obtained mass (7.016/6.975), Target/Obtained resolution (0.7/0.730)  
Target/Obtained mass (23.985/24.025), Target/Obtained resolution (0.7/0.685)  
Target/Obtained mass (114.904/114.925), Target/Obtained resolution (0.7/0.719)  
Target/Obtained mass (238.05/238.075), Target/Obtained resolution (0.7/0.689)

Acq. Date/Time: 07/16/2020 16:38:12  
Sent to file: C:\Users\Public\Documents\PerkinElmer Syngistix\ICPMS\MassCal\Default.tun

Analyte	Exact Mass	Meas. Mass	Mass DAC	Res DAC	Meas. Peak Width	Custom Res
Li	7.016	6.975	1232	2064	0.730	
Mg	23.985	24.025	4616	2068	0.685	
In	114.904	114.925	22790	2072	0.719	
U	238.05	238.075	47420	2073	0.689	



## Performance Check Report

### Sample ID: [STD] Performance Check

Sample Date/Time: Thursday, July 16, 2020 16:39:25

Sample Description:

Method File: C:\Users\Public\Documents\PerkinElmer Syngistix\ICPMS\Method\STD Performance Check.mth

Dataset File: C:\Users\Public\Documents\PerkinElmer Syngistix\ICPMS\DataSet\OPTIMIZE 2020\[STD] Performance Check.379

MassCal File: C:\Users\Public\Documents\PerkinElmer Syngistix\ICPMS\MassCal\Default.tun

Conditions File: C:\Users\Public\Documents\PerkinElmer Syngistix\ICPMS\Conditions\Default.dac

Dual Detector Mode: Pulse

Acq. Dead Time (ns): 35

Current Dead Time (ns): 35

Torch Z position (mm): 0.00

## Replicates

### Replicate 1

Analyte	Mass	Meas. Intensity
Be	9	9975.148
In	115	77071.676
U	238	79165.411
CeO	156	1685.099
Ce	140	83054.733
Ce++	70	1149.046
Bkgd	220	0.833

### Replicate 2

Analyte	Mass	Meas. Intensity
Be	9	9845.391
In	115	76998.952
U	238	79748.977
CeO	156	1805.781
Ce	140	83270.651
Ce++	70	1145.046
Bkgd	220	1.000

### Replicate 3

Analyte	Mass	Meas. Intensity
Be	9	9833.050
In	115	77534.168
U	238	79647.413
CeO	156	1763.776
Ce	140	83372.241
Ce++	70	1169.381
Bkgd	220	0.500

### Replicate 4

Analyte	Mass	Meas. Intensity
Be	9	9768.005
In	115	76864.899
U	238	79483.168
CeO	156	1727.438
Ce	140	83186.832
Ce++	70	1153.713
Bkgd	220	1.000

### Replicate 5

Analyte	Mass	Meas. Intensity
Be	9	9680.612
In	115	76176.560
U	238	79232.113
CeO	156	1679.432
Ce	140	82622.907
Ce++	70	1120.377
Bkgd	220	0.667

Sample ID: [STD] Performance Check

Report Date/Time: Thursday, July 16, 2020 16:41:29

Page 1

## Summary

Analyte	Mass	Meas. Intens. Mean	Net Intens. Mean	Net Intens. SD	Net Intens. RSD	Mode
Be	9.0	9820.4	9820.441	108.417	1.1	Standard
In	114.9	76929.3	76929.251	490.345	0.6	Standard
U	238.1	79455.4	79455.416	253.859	0.3	Standard
[ CeO	155.9	1732.3	0.021	0.001	2.8	Standard
> Ce	139.9	83101.5	83101.473	291.733	0.4	Standard
[ Ce++	70.0	1147.5	0.014	0.000	1.2	Standard
Bkgd	220.0	0.8	0.800	0.217	27.2	Standard

## Current Conditions File Data

Current Value	Description
0.73	Standard - Nebulizer Gas Flow STD/KED [NEB]
1.20	Standard - Auxiliary Gas Flow
16.50	Standard - Plasma Gas Flow
-13.00	Standard - Deflector Voltage
1600.00	Standard - ICP RF Power
-1750.00	Standard - Analog Stage Voltage
950.00	Standard - Pulse Stage Voltage
-4.00	Standard - Quadrupole Rod Offset STD [QRO]
-4.00	Standard - Cell Rod Offset STD [CRO]
12.00	Standard - Discriminator Threshold
-4.00	Standard - Cell Entrance/Exit Voltage STD
-12.00	Helium KED - KED Mode QRO
-16.50	Helium KED - KED Mode CRO
-8.00	Helium KED - KED Mode Cell Entrance Voltage
-22.00	Helium KED - KED Mode Cell Exit Voltage
475.00	Helium KED - KED Mode Axial Field Voltage
0.00	Helium KED - KED RPa
0.25	Helium KED - KED RPq
4.20	Helium KED - Cell Gas A

## Method 200.8 - Summary Report

### Sample ID: ICAL1

Sample Date/Time: Thursday, July 16, 2020 17:11:37

Sample Type: Blank

Sample Description:

Number of Replicates: 3

Batch ID: SW\_6020A,ICAL1

Method File: C:\Users\Public\Documents\PerkinElmer Syngistix\ICPMS\Method\epa 6020 ked\2019\ked epa6020 pb only.mth

Dataset File: C:\Users\Public\Documents\PerkinElmer Syngistix\ICPMS\DataSet\071620\ICAL1.001

### Summary

#### Concentration Results

Analyte Mass		Meas. Intens. Mean	Meas. Intens. RSD	Net Intens. Mean	Conc. Mean	Conc. RSD	Sample Unit
[> L	Kr	84	1085.898	6.162			ug/L
	Tb	159	648535.685	2.079			ug/L
	Pb	208	106.945	22.154			ug/L

Sample ID: ICAL1

Report Date/Time: Friday, July 17, 2020 10:01:53

Page 1



### QC Calculated Values

Analyte		MASS	Int Std % Recovery
[> L	Kr	84	
	Tb	159	
	Pb	208	

### QC Out of Limits

Analyte	Mass	Out of Limits Message
---------	------	-----------------------

## Method 200.8 - Summary Report

### Sample ID: ICAL3

Sample Date/Time: Thursday, July 16, 2020 17:12:22

Sample Type: Standard

Sample Description:

Number of Replicates: 3

Batch ID: SW\_6020A,ICAL3

Method File: C:\Users\Public\Documents\PerkinElmer Syngistix\ICPMS\Method\epa 6020 ked\2019\ked epa6020 pb only.mth

Dataset File: C:\Users\Public\Documents\PerkinElmer Syngistix\ICPMS\DataSet\071620\ICAL3.002

### Summary

#### Concentration Results

Analyte	Mass	Meas. Intens.	Mean	Meas. Intens. RSD	Net Intens. Mean	Conc. Mean	Conc. RSD	Sample Unit
Kr	84		1194.004	1.785	108.106	-42.913	19.7	ug/L
[> Tb	159		638541.805	2.730	638541.805			ug/L
[ Pb	208		3955.772	4.148	0.006	0.200	3.8	ug/L

### QC Calculated Values

Analyte		MASS	Int Std % Recovery
[> L	Kr	84	
	Tb	159	
	Pb	208	

### QC Out of Limits

Analyte	Mass	Out of Limits Message
---------	------	-----------------------

## Method 200.8 - Summary Report

### Sample ID: ICAL4

Sample Date/Time: Thursday, July 16, 2020 17:13:08

Sample Type: Standard

Sample Description:

Number of Replicates: 3

Batch ID: SW\_6020A,ICAL4

Method File: C:\Users\Public\Documents\PerkinElmer Syngistix\ICPMS\Method\epa 6020 ked\2019\ked epa6020 pb only.mth

Dataset File: C:\Users\Public\Documents\PerkinElmer Syngistix\ICPMS\DataSet\071620\ICAL4.003

### Summary

#### Concentration Results

Analyte Mass		Meas. Intens. Mean	Meas. Intens. RSD	Net Intens. Mean	Conc. Mean	Conc. RSD	Sample Unit
[> L]	Kr	84	1221.695	1.769	135.797	-53.905	15.9 ug/L
	Tb	159	645255.052	1.374	645255.052		ug/L
	Pb	208	98858.247	0.463	0.153	5.148	1.7 ug/L

### QC Calculated Values

Analyte		MASS	Int Std % Recovery
[> L	Kr	84	
	Tb	159	
	Pb	208	

### QC Out of Limits

Analyte	Mass	Out of Limits Message
---------	------	-----------------------

## Method 200.8 - Summary Report

### Sample ID: ICAL5

Sample Date/Time: Thursday, July 16, 2020 17:13:53

Sample Type: Standard

Sample Description:

Number of Replicates: 3

Batch ID: SW\_6020A,ICAL5

Method File: C:\Users\Public\Documents\PerkinElmer Syngistix\ICPMS\Method\epa 6020 ked\2019\ked epa6020 pb only.mth

Dataset File: C:\Users\Public\Documents\PerkinElmer Syngistix\ICPMS\DataSet\071620\ICAL5.004

### Summary

#### Concentration Results

Analyte	Mass	Meas. Intens.	Mean	Meas. Intens. RSD	Net Intens.	Mean	Conc. Mean	Conc. RSD	Sample Unit
Kr	84		1291.379	7.768		205.481	-81.567	48.8	ug/L
[> Tb	159		647338.031	3.565		647338.031			ug/L
[ Pb	208		191976.728	2.392		0.296	9.974	1.2	ug/L

### QC Calculated Values

Analyte		MASS	Int Std % Recovery
[> L	Kr	84	
	Tb	159	
	Pb	208	

### QC Out of Limits

Analyte	Mass	Out of Limits Message
---------	------	-----------------------

## Method 200.8 - Summary Report

### Sample ID: ICAL6

Sample Date/Time: Thursday, July 16, 2020 17:14:39

Sample Type: Standard

Sample Description:

Number of Replicates: 3

Batch ID: SW\_6020A,ICAL6

Method File: C:\Users\Public\Documents\PerkinElmer Syngistix\ICPMS\Method\epa 6020 ked\2019\ked epa6020 pb only.mth

Dataset File: C:\Users\Public\Documents\PerkinElmer Syngistix\ICPMS\DataSet\071620\ICAL6.005

### Summary

#### Concentration Results

Analyte Mass		Meas. Intens. Mean	Meas. Intens. RSD	Net Intens. Mean	Conc. Mean	Conc. RSD	Sample Unit
[> [	Kr	84	1107.364	3.955	21.466	-8.521	204.0 ug/L
	Tb	159	652322.916	1.982	652322.916		ug/L
	Pb	208	385376.711	0.305	0.591	19.879	2.2 ug/L



### QC Calculated Values

Analyte		MASS	Int Std % Recovery
[> L	Kr	84	
	Tb	159	
	Pb	208	

### QC Out of Limits

Analyte	Mass	Out of Limits Message
---------	------	-----------------------

## Method 200.8 - Summary Report

### Sample ID: ICAL7

Sample Date/Time: Thursday, July 16, 2020 17:15:24

Sample Type: Standard

Sample Description:

Number of Replicates: 3

Batch ID: SW\_6020A,ICAL7

Method File: C:\Users\Public\Documents\PerkinElmer Syngistix\ICPMS\Method\epa 6020 ked\2019\ked epa6020 pb only.mth

Dataset File: C:\Users\Public\Documents\PerkinElmer Syngistix\ICPMS\DataSet\071620\ICAL7.006

### Summary

#### Concentration Results

Analyte Mass		Meas. Intens. Mean	Meas. Intens. RSD	Net Intens. Mean	Conc. Mean	Conc. RSD	Sample Unit
[> [	Kr	84	1109.593	9.455	23.695	-9.406	442.7 ug/L
	Tb	159	645657.523	2.578	645657.523		ug/L
	Pb	208	951044.529	1.512	1.473	49.572	1.4 ug/L

Sample ID: ICAL7

Report Date/Time: Friday, July 17, 2020 10:02:00

Page 1

### QC Calculated Values

Analyte		MASS	Int Std % Recovery
[> L	Kr	84	
	Tb	159	
	Pb	208	

### QC Out of Limits

Analyte	Mass	Out of Limits Message
---------	------	-----------------------

## Method 200.8 - Summary Report

### Sample ID: ICAL8

Sample Date/Time: Thursday, July 16, 2020 17:16:09

Sample Type: Standard

Sample Description:

Number of Replicates: 3

Batch ID: SW\_6020A,ICAL8

Method File: C:\Users\Public\Documents\PerkinElmer Syngistix\ICPMS\Method\epa 6020 ked\2019\ked epa6020 pb only.mth

Dataset File: C:\Users\Public\Documents\PerkinElmer Syngistix\ICPMS\DataSet\071620\ICAL8.007

### Summary

#### Concentration Results

Analyte Mass		Meas. Intens. Mean	Meas. Intens. RSD	Net Intens. Mean	Conc. Mean	Conc. RSD	Sample Unit
[> L	Kr	84	714.080	17.291	-371.818	147.595	33.2 ug/L
	Tb	159	647219.561	1.105	647219.561		ug/L
	Pb	208	1901453.635	0.912	2.938	98.862	0.3 ug/L

### QC Calculated Values

Analyte		MASS	Int Std % Recovery
[> L	Kr	84	
	Tb	159	
	Pb	208	

### QC Out of Limits

Analyte	Mass	Out of Limits Message
Kr	84	

## Method 200.8 - Summary Report

### Sample ID: ICV-071620

Sample Date/Time: Thursday, July 16, 2020 17:16:55

Sample Type: Sample

Sample Description:

Number of Replicates: 3

Batch ID: SW\_6020A,ICV

Method File: C:\Users\Public\Documents\PerkinElmer Syngistix\ICPMS\Method\epa 6020 ked\2019\ked epa6020 pb only.mth

Dataset File: C:\Users\Public\Documents\PerkinElmer Syngistix\ICPMS\DataSet\071620\ICV-071620.008

### Summary

#### Concentration Results

	Analyte Mass	Meas. Intens. Mean	Meas. Intens. RSD	Net Intens. Mean	Conc. Mean	Conc. RSD	Sample Unit
	Kr 84	972.528	7.674	-113.370	45.003	65.8	ug/L
[>	Tb 159	652227.736	2.769	652227.736			ug/L
[	Pb 208	975753.871	1.762	1.496	50.347	1.0	ug/L

### QC Calculated Values

Analyte		MASS	Int Std % Recovery
[> L	Kr	84	
	Tb	159	100.569
	Pb	208	

### QC Out of Limits

Analyte	Mass	Out of Limits Message
---------	------	-----------------------

## Method 200.8 - Summary Report

### Sample ID: ICB-071620

Sample Date/Time: Thursday, July 16, 2020 17:21:22

Sample Type: Sample

Sample Description:

Number of Replicates: 3

Batch ID: SW\_6020A,ICB

Method File: C:\Users\Public\Documents\PerkinElmer Syngistix\ICPMS\Method\epa 6020 ked\2019\ked epa6020 pb only.mth

Dataset File: C:\Users\Public\Documents\PerkinElmer Syngistix\ICPMS\DataSet\071620\ICB-071620.009

### Summary

#### Concentration Results

Analyte Mass		Meas. Intens. Mean	Meas. Intens. RSD	Net Intens. Mean	Conc. Mean	Conc. RSD	Sample Unit
[> L	Kr	84	1343.868	13.650	257.970	-102.403	71.1 ug/L
	Tb	159	642320.465	0.811	642320.465		ug/L
	Pb	208	300.001	5.008	0.000	0.007	12.8 ug/L



### QC Calculated Values

Analyte		MASS	Int Std % Recovery
[> L	Kr	84	
	Tb	159	99.042
	Pb	208	

### QC Out of Limits

Analyte	Mass	Out of Limits Message
---------	------	-----------------------

## Method 200.8 - Summary Report

**Sample ID: CRQL-071620**

Sample Date/Time: Thursday, July 16, 2020 17:22:58

Sample Type: Sample

Sample Description:

Number of Replicates: 3

Batch ID: SW\_6020A,CRQL

Method File: C:\Users\Public\Documents\PerkinElmer Syngistix\ICPMS\Method\epa 6020 ked\2019\ked epa6020 pb only.mth

Dataset File: C:\Users\Public\Documents\PerkinElmer Syngistix\ICPMS\DataSet\071620\CRQL-071620.010

### Summary

#### Concentration Results

Analyte Mass		Meas. Intens. Mean	Meas. Intens. RSD	Net Intens. Mean	Conc. Mean	Conc. RSD	Sample Unit
[> L]	Kr	84	1263.163	7.897	177.264	-70.366	56.3 ug/L
	Tb	159	630718.610	1.878	630718.610		ug/L
	Pb	208	4040.506	4.467	0.006	0.207	6.3 ug/L

### QC Calculated Values

Analyte		MASS	Int Std % Recovery
[> L	Kr	84	
	Tb	159	97.253
	Pb	208	

### QC Out of Limits

Analyte	Mass	Out of Limits Message
---------	------	-----------------------

## Method 200.8 - Summary Report

### Sample ID: ICSA-071620

Sample Date/Time: Thursday, July 16, 2020 17:23:59

Sample Type: Sample

Sample Description:

Number of Replicates: 3

Batch ID: SW\_6020A, ICSA

Method File: C:\Users\Public\Documents\PerkinElmer Syngistix\ICPMS\Method\epa 6020 ked\2019\ked epa6020 pb only.mth

Dataset File: C:\Users\Public\Documents\PerkinElmer Syngistix\ICPMS\DataSet\071620\ICSA-071620.011

### Summary

#### Concentration Results

Analyte	Mass	Meas. Intens.	Mean	Meas. Intens. RSD	Net Intens. Mean	Conc. Mean	Conc. RSD	Sample Unit
Kr	84		1293.854	9.077	207.955	-82.549	56.5	ug/L
[> Tb	159		657028.018	1.347	657028.018			ug/L
[ Pb	208		223.612	5.379	0.000	0.003	19.7	ug/L

### QC Calculated Values

Analyte		MASS	Int Std % Recovery
[> L	Kr	84	
	Tb	159	101.309
	Pb	208	

### QC Out of Limits

Analyte	Mass	Out of Limits Message
---------	------	-----------------------

## Method 200.8 - Summary Report

### Sample ID: ICSAB-071620

Sample Date/Time: Thursday, July 16, 2020 17:24:44

Sample Type: Sample

Sample Description:

Number of Replicates: 3

Batch ID: SW\_6020A, ICSAB

Method File: C:\Users\Public\Documents\PerkinElmer Syngistix\ICPMS\Method\epa 6020 ked\2019\ked epa6020 pb only.mth

Dataset File: C:\Users\Public\Documents\PerkinElmer Syngistix\ICPMS\DataSet\071620\ICSAB-071620.012

### Summary

#### Concentration Results

Analyte Mass		Meas. Intens. Mean	Meas. Intens. RSD	Net Intens. Mean	Conc. Mean	Conc. RSD	Sample Unit
[> L]	Kr	84	1335.599	2.217	249.701	-99.120	11.9 ug/L
	Tb	159	673846.998	2.888	673846.998		ug/L
	Pb	208	397902.872	1.848	0.590	19.867	1.0 ug/L

### QC Calculated Values

Analyte		MASS	Int Std % Recovery
[> L	Kr	84	
	Tb	159	103.903
	Pb	208	

### QC Out of Limits

Analyte	Mass	Out of Limits Message
---------	------	-----------------------

## Method 200.8 - Summary Report

### Sample ID: MB-52038

Sample Date/Time: Thursday, July 16, 2020 17:26:34

Sample Type: Sample

Sample Description: X10

Number of Replicates: 3

Batch ID: SW\_6020A,MBLK

Method File: C:\Users\Public\Documents\PerkinElmer Syngistix\ICPMS\Method\epa 6020 ked\2019\ked epa6020 pb only.mth

Dataset File: C:\Users\Public\Documents\PerkinElmer Syngistix\ICPMS\DataSet\071620\MB-52038.013

### Summary

#### Concentration Results

Analyte	Mass	Meas. Intens.	Mean	Meas. Intens. RSD	Net Intens. Mean	Conc. Mean	Conc. RSD	Sample Unit
Kr	84		1264.967	15.089	179.069	-71.083	106.6	ug/L
[> Tb	159		664210.268	0.721	664210.268			ug/L
[ Pb	208		663.895	12.272	0.001	0.025	16.5	ug/L



### QC Calculated Values

Analyte		MASS	Int Std % Recovery
[> L	Kr	84	
	Tb	159	102.417
	Pb	208	

### QC Out of Limits

Analyte	Mass	Out of Limits Message
---------	------	-----------------------

## Method 200.8 - Summary Report

### Sample ID: LCS-52038

Sample Date/Time: Thursday, July 16, 2020 17:27:19

Sample Type: Sample

Sample Description: X10

Number of Replicates: 3

Batch ID: SW\_6020A,LCS

Method File: C:\Users\Public\Documents\PerkinElmer Syngistix\ICPMS\Method\epa 6020 ked\2019\ked epa6020 pb only.mth

Dataset File: C:\Users\Public\Documents\PerkinElmer Syngistix\ICPMS\DataSet\071620\LCS-52038.014

### Summary

#### Concentration Results

Analyte Mass		Meas. Intens. Mean	Meas. Intens. RSD	Net Intens. Mean	Conc. Mean	Conc. RSD	Sample Unit
[> L]	Kr	84	1274.411	9.143	188.513	-74.831	61.8 ug/L
	Tb	159	660444.687	1.530	660444.687		ug/L
	Pb	208	404872.779	2.317	0.613	20.620	1.2 ug/L

### QC Calculated Values

Analyte		MASS	Int Std % Recovery
[> L	Kr	84	
	Tb	159	101.836
	Pb	208	

### QC Out of Limits

Analyte	Mass	Out of Limits Message
---------	------	-----------------------

## Method 200.8 - Summary Report

### Sample ID: 2007171-015A

Sample Date/Time: Thursday, July 16, 2020 17:29:19

Sample Type: Sample

Sample Description: X10

Number of Replicates: 3

Batch ID: SW\_6020A,SAMP

Method File: C:\Users\Public\Documents\PerkinElmer Syngistix\ICPMS\Method\epa 6020 ked\2019\ked epa6020 pb only.mth

Dataset File: C:\Users\Public\Documents\PerkinElmer Syngistix\ICPMS\DataSet\071620\2007171-015A.015

### Summary

#### Concentration Results

	Analyte	Mass	Meas. Intens.	Mean	Meas. Intens. RSD	Net Intens. Mean	Conc. Mean	Conc. RSD	Sample Unit
	Kr	84		1013.770	10.048	-72.128	28.632	141.2	ug/L
[>	Tb	159		652577.750	2.120	652577.750			ug/L
[	Pb	208		4375.266	3.192	0.007	0.217	3.5	ug/L

### QC Calculated Values

Analyte		MASS	Int Std % Recovery
[> L	Kr	84	
	Tb	159	100.623
	Pb	208	

### QC Out of Limits

Analyte	Mass	Out of Limits Message
---------	------	-----------------------

## Method 200.8 - Summary Report

### Sample ID: 2007171-015AMS

Sample Date/Time: Thursday, July 16, 2020 17:30:05

Sample Type: Sample

Sample Description: X10

Number of Replicates: 3

Batch ID: SW\_6020A,MS

Method File: C:\Users\Public\Documents\PerkinElmer Syngistix\ICPMS\Method\epa 6020 ked\2019\ked epa6020 pb only.mth

Dataset File: C:\Users\Public\Documents\PerkinElmer Syngistix\ICPMS\DataSet\071620\2007171-015AMS.016

### Summary

#### Concentration Results

	Analyte	Mass	Meas. Intens.	Mean	Meas. Intens. RSD	Net Intens. Mean	Conc. Mean	Conc. RSD	Sample Unit
	Kr	84		1175.894	13.103	89.995	-35.724	171.2	ug/L
[>	Tb	159		670821.526	2.818	670821.526			ug/L
[	Pb	208		404935.547	1.409	0.604	20.312	1.6	ug/L

### QC Calculated Values

Analyte		MASS	Int Std % Recovery
[> L	Kr	84	
	Tb	159	103.436
	Pb	208	

### QC Out of Limits

Analyte	Mass	Out of Limits Message
---------	------	-----------------------

## Method 200.8 - Summary Report

### Sample ID: 2007171-015AMSD

Sample Date/Time: Thursday, July 16, 2020 17:30:50

Sample Type: Sample

Sample Description: X10

Number of Replicates: 3

Batch ID: SW\_6020A,MSD

Method File: C:\Users\Public\Documents\PerkinElmer Syngistix\ICPMS\Method\epa 6020 ked\2019\ked epa6020 pb only.mth

Dataset File: C:\Users\Public\Documents\PerkinElmer Syngistix\ICPMS\DataSet\071620\2007171-015AMSD.017

### Summary

#### Concentration Results

Analyte Mass		Meas. Intens. Mean	Meas. Intens. RSD	Net Intens. Mean	Conc. Mean	Conc. RSD	Sample Unit
[> L]	Kr	84	961.400	9.559	-124.498	49.420	73.8 ug/L
	Tb	159	656041.192	2.516	656041.192		ug/L
	Pb	208	412998.212	1.752	0.629	21.180	1.1 ug/L



### QC Calculated Values

Analyte		MASS	Int Std % Recovery
[> L	Kr	84	
	Tb	159	101.157
	Pb	208	

### QC Out of Limits

Analyte	Mass	Out of Limits Message
---------	------	-----------------------

## Method 200.8 - Summary Report

### Sample ID: CCV-071620-1

Sample Date/Time: Thursday, July 16, 2020 17:35:34

Sample Type: Sample

Sample Description:

Number of Replicates: 3

Batch ID: SW\_6020A,CCV

Method File: C:\Users\Public\Documents\PerkinElmer Syngistix\ICPMS\Method\epa 6020 ked\2019\ked epa6020 pb only.mth

Dataset File: C:\Users\Public\Documents\PerkinElmer Syngistix\ICPMS\DataSet\071620\CCV-071620-1.022

### Summary

#### Concentration Results

Analyte Mass		Meas. Intens. Mean	Meas. Intens. RSD	Net Intens. Mean	Conc. Mean	Conc. RSD	Sample Unit
[> L]	Kr	84	1092.409	8.536	6.511	-2.584	1432.2 ug/L
	Tb	159	646128.604	2.375	646128.604		ug/L
	Pb	208	941446.464	1.113	1.457	49.036	1.3 ug/L

### QC Calculated Values

Analyte		MASS	Int Std % Recovery
[> L	Kr	84	
	Tb	159	99.629
	Pb	208	

### QC Out of Limits

Analyte	Mass	Out of Limits Message
---------	------	-----------------------

## Method 200.8 - Summary Report

**Sample ID: CCB-071620-1**

Sample Date/Time: Thursday, July 16, 2020 17:45:42

Sample Type: Sample

Sample Description:

Number of Replicates: 3

Batch ID: SW\_6020A,CCB

Method File: C:\Users\Public\Documents\PerkinElmer Syngistix\ICPMS\Method\epa 6020 ked\2019\ked epa6020 pb only.mth

Dataset File: C:\Users\Public\Documents\PerkinElmer Syngistix\ICPMS\DataSet\071620\CCB-071620-1.023

### Summary

#### Concentration Results

Analyte Mass		Meas. Intens. Mean	Meas. Intens. RSD	Net Intens. Mean	Conc. Mean	Conc. RSD	Sample Unit
[> L]	Kr	84	1259.458	6.144	173.559	-68.895	44.6 ug/L
	Tb	159	636009.854	0.843	636009.854		ug/L
	Pb	208	147.223	19.879	0.000	-0.001	161.9 ug/L

### QC Calculated Values

Analyte		MASS	Int Std % Recovery
[> L	Kr	84	
	Tb	159	98.069
	Pb	208	

### QC Out of Limits

Analyte	Mass	Out of Limits Message
---------	------	-----------------------

## Method 200.8 - Summary Report

### Sample ID: MB-51972

Sample Date/Time: Thursday, July 16, 2020 17:47:23

Sample Type: Sample

Sample Description: X10

Number of Replicates: 3

Batch ID: SW\_6020S,MBLK

Method File: C:\Users\Public\Documents\PerkinElmer Syngistix\ICPMS\Method\epa 6020 ked\2019\ked epa6020 pb only.mth

Dataset File: C:\Users\Public\Documents\PerkinElmer Syngistix\ICPMS\DataSet\071620\MB-51972.024

### Summary

#### Concentration Results

Analyte Mass		Meas. Intens. Mean	Meas. Intens. RSD	Net Intens. Mean	Conc. Mean	Conc. RSD	Sample Unit
[> L]	Kr	84	1250.719	3.346	164.820	-65.426	25.4 ug/L
	Tb	159	663273.713	0.671	663273.713		ug/L
	Pb	208	331.946	7.355	0.000	0.008	14.5 ug/L

Sample ID: MB-51972

Report Date/Time: Friday, July 17, 2020 10:02:25

Page 1

### QC Calculated Values

Analyte		MASS	Int Std % Recovery
[> L	Kr	84	
	Tb	159	102.273
	Pb	208	

### QC Out of Limits

Analyte	Mass	Out of Limits Message
---------	------	-----------------------

## Method 200.8 - Summary Report

### Sample ID: LCS-51972

Sample Date/Time: Thursday, July 16, 2020 17:48:15

Sample Type: Sample

Sample Description: X10

Number of Replicates: 3

Batch ID: SW\_6020S,LCS

Method File: C:\Users\Public\Documents\PerkinElmer Syngistix\ICPMS\Method\epa 6020 ked\2019\ked epa6020 pb only.mth

Dataset File: C:\Users\Public\Documents\PerkinElmer Syngistix\ICPMS\DataSet\071620\LCS-51972.025

### Summary

#### Concentration Results

Analyte Mass		Meas. Intens. Mean	Meas. Intens. RSD	Net Intens. Mean	Conc. Mean	Conc. RSD	Sample Unit
[> L	Kr	84	1262.710	7.982	176.812	-70.186	57.0 ug/L
	Tb	159	665492.144	1.614	665492.144		ug/L
	Pb	208	393386.572	1.485	0.591	19.886	1.2 ug/L



### QC Calculated Values

Analyte		MASS	Int Std % Recovery
[> L	Kr	84	
	Tb	159	102.615
	Pb	208	

### QC Out of Limits

Analyte	Mass	Out of Limits Message
---------	------	-----------------------

## Method 200.8 - Summary Report

### Sample ID: 2006454-001A

Sample Date/Time: Thursday, July 16, 2020 17:49:11

Sample Type: Sample

Sample Description: X10

Number of Replicates: 3

Batch ID: SW\_6020S,SAMP

Method File: C:\Users\Public\Documents\PerkinElmer Syngistix\ICPMS\Method\epa 6020 ked\2019\ked epa6020 pb only.mth

Dataset File: C:\Users\Public\Documents\PerkinElmer Syngistix\ICPMS\DataSet\071620\2006454-001A.026

### Summary

#### Concentration Results

Analyte	Mass	Meas. Intens.	Mean	Meas. Intens. RSD	Net Intens. Mean	Conc. Mean	Conc. RSD	Sample Unit
Kr	84		1083.670	13.542	-2.228	0.884	6586.9	ug/L
[> Tb	159		664796.138	2.159	664796.138			ug/L
[ Pb	208		480293.476	1.119	0.722	24.308	1.2	ug/L

### QC Calculated Values

Analyte		MASS	Int Std % Recovery
[> L	Kr	84	
	Tb	159	102.507
	Pb	208	

### QC Out of Limits

Analyte	Mass	Out of Limits Message
---------	------	-----------------------

## Method 200.8 - Summary Report

### Sample ID: 2006454-001AMS

Sample Date/Time: Thursday, July 16, 2020 17:50:04

Sample Type: Sample

Sample Description: X10

Number of Replicates: 3

Batch ID: SW\_6020S,MS

Method File: C:\Users\Public\Documents\PerkinElmer Syngistix\ICPMS\Method\epa 6020 ked\2019\ked epa6020 pb only.mth

Dataset File: C:\Users\Public\Documents\PerkinElmer Syngistix\ICPMS\DataSet\071620\2006454-001AMS.027

### Summary

#### Concentration Results

Analyte	Mass	Meas. Intens.	Mean	Meas. Intens. RSD	Net Intens. Mean	Conc. Mean	Conc. RSD	Sample Unit
Kr	84		975.791	2.449	-110.107	43.708	21.7	ug/L
[> Tb	159		671439.715	2.227	671439.715			ug/L
[ Pb	208		704270.531	1.071	1.049	35.296	1.1	ug/L

### QC Calculated Values

Analyte		MASS	Int Std % Recovery
[> L	Kr	84	
	Tb	159	103.532
	Pb	208	

### QC Out of Limits

Analyte	Mass	Out of Limits Message
---------	------	-----------------------

## Method 200.8 - Summary Report

### Sample ID: 2006454-001AMSD

Sample Date/Time: Thursday, July 16, 2020 17:50:56

Sample Type: Sample

Sample Description: X10

Number of Replicates: 3

Batch ID: SW\_6020S,MSD

Method File: C:\Users\Public\Documents\PerkinElmer Syngistix\ICPMS\Method\epa 6020 ked\2019\ked epa6020 pb only.mth

Dataset File: C:\Users\Public\Documents\PerkinElmer Syngistix\ICPMS\DataSet\071620\2006454-001AMSD.028

### Summary

#### Concentration Results

Analyte Mass		Meas. Intens. Mean	Meas. Intens. RSD	Net Intens. Mean	Conc. Mean	Conc. RSD	Sample Unit
[> L]	Kr	84	1138.446	9.683	52.548	-20.859	209.8 ug/L
	Tb	159	673026.918	2.174	673026.918		ug/L
	Pb	208	853967.380	0.679	1.269	42.708	2.7 ug/L

### QC Calculated Values

Analyte		MASS	Int Std % Recovery
[> L	Kr	84	
	Tb	159	103.776
	Pb	208	

### QC Out of Limits

Analyte	Mass	Out of Limits Message
---------	------	-----------------------

## Method 200.8 - Summary Report

### Sample ID: 2006454-001ASD

Sample Date/Time: Thursday, July 16, 2020 17:55:34

Sample Type: Sample

Sample Description: X50

Number of Replicates: 3

Batch ID: SW\_6020S,SD

Method File: C:\Users\Public\Documents\PerkinElmer Syngistix\ICPMS\Method\epa 6020 ked\2019\ked epa6020 pb only.mth

Dataset File: C:\Users\Public\Documents\PerkinElmer Syngistix\ICPMS\DataSet\071620\2006454-001ASD.029

### Summary

#### Concentration Results

Analyte Mass		Meas. Intens. Mean	Meas. Intens. RSD	Net Intens. Mean	Conc. Mean	Conc. RSD	Sample Unit
[> L]	Kr	84	1404.211	6.956	318.313	-126.356	30.7 ug/L
	Tb	159	658077.859	0.847	658077.859		ug/L
	Pb	208	96073.434	0.581	0.146	4.904	0.7 ug/L



### QC Calculated Values

Analyte		MASS	Int Std % Recovery
[> L	Kr	84	
	Tb	159	101.471
	Pb	208	

### QC Out of Limits

Analyte	Mass	Out of Limits Message
---------	------	-----------------------

## Method 200.8 - Summary Report

### Sample ID: 2006454-002A

Sample Date/Time: Thursday, July 16, 2020 17:56:30

Sample Type: Sample

Sample Description: X10

Number of Replicates: 3

Batch ID: SW\_6020S,SAMP

Method File: C:\Users\Public\Documents\PerkinElmer Syngistix\ICPMS\Method\epa 6020 ked\2019\ked epa6020 pb only.mth

Dataset File: C:\Users\Public\Documents\PerkinElmer Syngistix\ICPMS\DataSet\071620\2006454-002A.030

### Summary

#### Concentration Results

	Analyte	Mass	Meas. Intens.	Mean	Meas. Intens. RSD	Net Intens. Mean	Conc. Mean	Conc. RSD	Sample Unit
	Kr	84		1019.603	20.295	-66.295	26.316	312.1	ug/L
[>	Tb	159		668287.210	2.803	668287.210			ug/L
[	Pb	208		1885502.647	2.505	2.821	94.945	0.3	ug/L

### QC Calculated Values

Analyte		MASS	Int Std % Recovery
[> L	Kr	84	
	Tb	159	103.046
	Pb	208	

### QC Out of Limits

Analyte	Mass	Out of Limits Message
---------	------	-----------------------

## Method 200.8 - Summary Report

### Sample ID: 2006454-003A

Sample Date/Time: Thursday, July 16, 2020 17:57:22

Sample Type: Sample

Sample Description: X10

Number of Replicates: 3

Batch ID: SW\_6020S,SAMP

Method File: C:\Users\Public\Documents\PerkinElmer Syngistix\ICPMS\Method\epa 6020 ked\2019\ked epa6020 pb only.mth

Dataset File: C:\Users\Public\Documents\PerkinElmer Syngistix\ICPMS\DataSet\071620\2006454-003A.031

### Summary

#### Concentration Results

Analyte Mass		Meas. Intens. Mean	Meas. Intens. RSD	Net Intens. Mean	Conc. Mean	Conc. RSD	Sample Unit
[> [	Kr	84	1239.492	9.798	153.594	-60.970	79.1 ug/L
	Tb	159	682810.428	2.263	682810.428		ug/L
	Pb	208	895403.639	0.474	1.312	44.134	1.8 ug/L

### QC Calculated Values

Analyte		MASS	Int Std % Recovery
[> L	Kr	84	
	Tb	159	105.285
	Pb	208	

### QC Out of Limits

Analyte	Mass	Out of Limits Message
---------	------	-----------------------

## Method 200.8 - Summary Report

### Sample ID: 2006454-004A

Sample Date/Time: Thursday, July 16, 2020 17:58:14

Sample Type: Sample

Sample Description: X10

Number of Replicates: 3

Batch ID: SW\_6020S,SAMP

Method File: C:\Users\Public\Documents\PerkinElmer Syngistix\ICPMS\Method\epa 6020 ked\2019\ked epa6020 pb only.mth

Dataset File: C:\Users\Public\Documents\PerkinElmer Syngistix\ICPMS\DataSet\071620\2006454-004A.032

### Summary

#### Concentration Results

	Analyte	Mass	Meas. Intens.	Mean	Meas. Intens. RSD	Net Intens. Mean	Conc. Mean	Conc. RSD	Sample Unit
	Kr	84		1011.234	1.473	-74.664	29.638	20.0	ug/L
[>	Tb	159		675579.485	2.191	675579.485			ug/L
[	Pb	208		4303782.679	1.366	6.371	214.408	1.1	ug/L

### QC Calculated Values

Analyte		MASS	Int Std % Recovery
[> L	Kr	84	
	Tb	159	104.170
	Pb	208	

### QC Out of Limits

Analyte	Mass	Out of Limits Message
---------	------	-----------------------

## Method 200.8 - Summary Report

### Sample ID: 2006454-005A

Sample Date/Time: Thursday, July 16, 2020 17:59:05

Sample Type: Sample

Sample Description: X10

Number of Replicates: 3

Batch ID: SW\_6020S,SAMP

Method File: C:\Users\Public\Documents\PerkinElmer Syngistix\ICPMS\Method\epa 6020 ked\2019\ked epa6020 pb only.mth

Dataset File: C:\Users\Public\Documents\PerkinElmer Syngistix\ICPMS\DataSet\071620\2006454-005A.033

### Summary

#### Concentration Results

Analyte Mass		Meas. Intens. Mean	Meas. Intens. RSD	Net Intens. Mean	Conc. Mean	Conc. RSD	Sample Unit
[> L]	Kr	84	774.445	14.692	-311.454	123.633	36.5 ug/L
	Tb	159	669258.370	2.422	669258.370		ug/L
	Pb	208	465398.641	1.526	0.695	23.397	0.9 ug/L



### QC Calculated Values

Analyte		MASS	Int Std % Recovery
[> L	Kr	84	
	Tb	159	103.195
	Pb	208	

### QC Out of Limits

Analyte	Mass	Out of Limits Message
---------	------	-----------------------

## Method 200.8 - Summary Report

### Sample ID: 2006454-006A

Sample Date/Time: Thursday, July 16, 2020 17:59:57

Sample Type: Sample

Sample Description: X10

Number of Replicates: 3

Batch ID: SW\_6020S,SAMP

Method File: C:\Users\Public\Documents\PerkinElmer Syngistix\ICPMS\Method\epa 6020 ked\2019\ked epa6020 pb only.mth

Dataset File: C:\Users\Public\Documents\PerkinElmer Syngistix\ICPMS\DataSet\071620\2006454-006A.034

### Summary

#### Concentration Results

Analyte Mass		Meas. Intens. Mean	Meas. Intens. RSD	Net Intens. Mean	Conc. Mean	Conc. RSD	Sample Unit
[> L]	Kr	84	1291.866	15.142	205.968	-81.760	95.0 ug/L
	Tb	159	695136.556	2.450	695136.556		ug/L
	Pb	208	357187.342	0.890	0.514	17.288	1.6 ug/L

### QC Calculated Values

Analyte		MASS	Int Std % Recovery
[> L	Kr	84	
	Tb	159	107.186
	Pb	208	

### QC Out of Limits

Analyte	Mass	Out of Limits Message
---------	------	-----------------------

## Method 200.8 - Summary Report

### Sample ID: 2006454-007A

Sample Date/Time: Thursday, July 16, 2020 18:00:49

Sample Type: Sample

Sample Description: X10

Number of Replicates: 3

Batch ID: SW\_6020S,SAMP

Method File: C:\Users\Public\Documents\PerkinElmer Syngistix\ICPMS\Method\epa 6020 ked\2019\ked epa6020 pb only.mth

Dataset File: C:\Users\Public\Documents\PerkinElmer Syngistix\ICPMS\DataSet\071620\2006454-007A.035

### Summary

#### Concentration Results

Analyte Mass		Meas. Intens. Mean	Meas. Intens. RSD	Net Intens. Mean	Conc. Mean	Conc. RSD	Sample Unit
[> L]	Kr	84	1253.891	9.902	167.992	-66.686	73.9 ug/L
	Tb	159	694776.438	1.370	694776.438		ug/L
	Pb	208	226325.359	0.692	0.326	10.956	1.9 ug/L

### QC Calculated Values

Analyte		MASS	Int Std % Recovery
[> L	Kr	84	
	Tb	159	107.130
	Pb	208	

### QC Out of Limits

Analyte	Mass	Out of Limits Message
---------	------	-----------------------

## Method 200.8 - Summary Report

### Sample ID: 2006454-008A

Sample Date/Time: Thursday, July 16, 2020 18:01:41

Sample Type: Sample

Sample Description: X10

Number of Replicates: 3

Batch ID: SW\_6020S,SAMP

Method File: C:\Users\Public\Documents\PerkinElmer Syngistix\ICPMS\Method\epa 6020 ked\2019\ked epa6020 pb only.mth

Dataset File: C:\Users\Public\Documents\PerkinElmer Syngistix\ICPMS\DataSet\071620\2006454-008A.036

### Summary

#### Concentration Results

Analyte	Mass	Meas. Intens.	Mean	Meas. Intens. RSD	Net Intens.	Mean	Conc. Mean	Conc. RSD	Sample Unit
Kr	84		1159.082	10.729		73.184	-29.051	169.9	ug/L
Tb	159		686356.055	1.848		686356.055			ug/L
Pb	208		2096923.109	1.044		3.055	102.823	1.6	ug/L

### QC Calculated Values

Analyte		MASS	Int Std % Recovery
[> L	Kr	84	
	Tb	159	105.832
	Pb	208	

### QC Out of Limits

Analyte	Mass	Out of Limits Message
---------	------	-----------------------

## Method 200.8 - Summary Report

### Sample ID: 2006454-009A

Sample Date/Time: Thursday, July 16, 2020 18:02:33

Sample Type: Sample

Sample Description: X10

Number of Replicates: 3

Batch ID: SW\_6020S,SAMP

Method File: C:\Users\Public\Documents\PerkinElmer Syngistix\ICPMS\Method\epa 6020 ked\2019\ked epa6020 pb only.mth

Dataset File: C:\Users\Public\Documents\PerkinElmer Syngistix\ICPMS\DataSet\071620\2006454-009A.037

### Summary

#### Concentration Results

	Analyte	Mass	Meas. Intens.	Mean	Meas. Intens. RSD	Net Intens. Mean	Conc. Mean	Conc. RSD	Sample Unit
	Kr	84		1079.787	20.969	-6.112	2.426	3704.7	ug/L
[>	Tb	159		691951.062	0.730	691951.062			ug/L
[	Pb	208		660089.683	0.864	0.954	32.096	1.2	ug/L



### QC Calculated Values

Analyte		MASS	Int Std % Recovery
[> L	Kr	84	
	Tb	159	106.694
	Pb	208	

### QC Out of Limits

Analyte	Mass	Out of Limits Message
---------	------	-----------------------

## Method 200.8 - Summary Report

### Sample ID: 2006454-010A

Sample Date/Time: Thursday, July 16, 2020 18:03:25

Sample Type: Sample

Sample Description: X10

Number of Replicates: 3

Batch ID: SW\_6020S,SAMP

Method File: C:\Users\Public\Documents\PerkinElmer Syngistix\ICPMS\Method\epa 6020 ked\2019\ked epa6020 pb only.mth

Dataset File: C:\Users\Public\Documents\PerkinElmer Syngistix\ICPMS\DataSet\071620\2006454-010A.038

### Summary

#### Concentration Results

	Analyte	Mass	Meas. Intens.	Mean	Meas. Intens. RSD	Net Intens. Mean	Conc. Mean	Conc. RSD	Sample Unit
	Kr	84		1006.304	3.569	-79.594	31.595	45.1	ug/L
[>	Tb	159		682517.701	1.525	682517.701			ug/L
[	Pb	208		1194049.228	0.590	1.750	58.874	1.4	ug/L

### QC Calculated Values

Analyte		MASS	Int Std % Recovery
[> L	Kr	84	
	Tb	159	105.240
	Pb	208	

### QC Out of Limits

Analyte	Mass	Out of Limits Message
---------	------	-----------------------

## Method 200.8 - Summary Report

**Sample ID: CCV-071620-2**

Sample Date/Time: Thursday, July 16, 2020 18:04:31

Sample Type: Sample

Sample Description:

Number of Replicates: 3

Batch ID: SW\_6020A,CCV

Method File: C:\Users\Public\Documents\PerkinElmer Syngistix\ICPMS\Method\epa 6020 ked\2019\ked epa6020 pb only.mth

Dataset File: C:\Users\Public\Documents\PerkinElmer Syngistix\ICPMS\DataSet\071620\CCV-071620-2.039

### Summary

#### Concentration Results

Analyte Mass		Meas. Intens. Mean	Meas. Intens. RSD	Net Intens. Mean	Conc. Mean	Conc. RSD	Sample Unit
[> [	Kr	84	1209.106	12.556	123.208	-48.908	123.2 ug/L
	Tb	159	670079.423	3.477	670079.423		ug/L
	Pb	208	962353.434	1.216	1.437	48.350	2.4 ug/L

Sample ID: CCV-071620-2

Report Date/Time: Friday, July 17, 2020 10:02:45

Page 1

### QC Calculated Values

Analyte		MASS	Int Std % Recovery
[> L	Kr	84	
	Tb	159	103.322
	Pb	208	

### QC Out of Limits

Analyte	Mass	Out of Limits Message
---------	------	-----------------------

## Method 200.8 - Summary Report

**Sample ID: CCB-071620-2**

Sample Date/Time: Thursday, July 16, 2020 18:06:20

Sample Type: Sample

Sample Description:

Number of Replicates: 3

Batch ID: SW\_6020A,CCB

Method File: C:\Users\Public\Documents\PerkinElmer Syngistix\ICPMS\Method\epa 6020 ked\2019\ked epa6020 pb only.mth

Dataset File: C:\Users\Public\Documents\PerkinElmer Syngistix\ICPMS\DataSet\071620\CCB-071620-2.040

### Summary

#### Concentration Results

Analyte Mass		Meas. Intens. Mean	Meas. Intens. RSD	Net Intens. Mean	Conc. Mean	Conc. RSD	Sample Unit
[> L]	Kr	84	1327.501	8.655	241.603	-95.906	47.6 ug/L
	Tb	159	661534.862	2.541	661534.862		ug/L
	Pb	208	261.112	8.789	0.000	0.005	22.9 ug/L

Sample ID: CCB-071620-2

Report Date/Time: Friday, July 17, 2020 10:02:47

Page 1

### QC Calculated Values

Analyte		MASS	Int Std % Recovery
[> L	Kr	84	
	Tb	159	102.004
	Pb	208	

### QC Out of Limits

Analyte	Mass	Out of Limits Message
---------	------	-----------------------

## Method 200.8 - Summary Report

### Sample ID: 2006454-011A

Sample Date/Time: Thursday, July 16, 2020 18:09:45

Sample Type: Sample

Sample Description: X10

Number of Replicates: 3

Batch ID: SW\_6020S,SAMP

Method File: C:\Users\Public\Documents\PerkinElmer Syngistix\ICPMS\Method\epa 6020 ked\2019\ked epa6020 pb only.mth

Dataset File: C:\Users\Public\Documents\PerkinElmer Syngistix\ICPMS\DataSet\071620\2006454-011A.041

### Summary

#### Concentration Results

	Analyte Mass	Meas. Intens. Mean	Meas. Intens. RSD	Net Intens. Mean	Conc. Mean	Conc. RSD	Sample Unit
	Kr 84	886.062	4.734	-199.836	79.326	21.0	ug/L
[>	Tb 159	671685.273	1.795	671685.273			ug/L
[	Pb 208	1679187.726	1.003	2.500	84.132	1.0	ug/L



### QC Calculated Values

Analyte		MASS	Int Std % Recovery
[> L	Kr	84	
	Tb	159	103.570
	Pb	208	

### QC Out of Limits

Analyte	Mass	Out of Limits Message
---------	------	-----------------------

## Method 200.8 - Summary Report

### Sample ID: 2006454-012A

Sample Date/Time: Thursday, July 16, 2020 18:10:37

Sample Type: Sample

Sample Description: X10

Number of Replicates: 3

Batch ID: SW\_6020S,SAMP

Method File: C:\Users\Public\Documents\PerkinElmer Syngistix\ICPMS\Method\epa 6020 ked\2019\ked epa6020 pb only.mth

Dataset File: C:\Users\Public\Documents\PerkinElmer Syngistix\ICPMS\DataSet\071620\2006454-012A.042

### Summary

#### Concentration Results

	Analyte	Mass	Meas. Intens.	Mean	Meas. Intens. RSD	Net Intens. Mean	Conc. Mean	Conc. RSD	Sample Unit
	Kr	84		694.768	26.431	-391.130	155.262	47.0	ug/L
[>	Tb	159		667847.618	0.648	667847.618			ug/L
[	Pb	208		13008405.501	0.967	19.478	655.481	0.3	ug/L

### QC Calculated Values

Analyte		MASS	Int Std % Recovery
[> L	Kr	84	
	Tb	159	102.978
	Pb	208	

### QC Out of Limits

Analyte	Mass	Out of Limits Message
---------	------	-----------------------

## Method 200.8 - Summary Report

### Sample ID: 2006454-013A

Sample Date/Time: Thursday, July 16, 2020 18:11:28

Sample Type: Sample

Sample Description: X10

Number of Replicates: 3

Batch ID: SW\_6020S,SAMP

Method File: C:\Users\Public\Documents\PerkinElmer Syngistix\ICPMS\Method\epa 6020 ked\2019\ked epa6020 pb only.mth

Dataset File: C:\Users\Public\Documents\PerkinElmer Syngistix\ICPMS\DataSet\071620\2006454-013A.043

### Summary

#### Concentration Results

Analyte	Mass	Meas. Intens.	Mean	Meas. Intens. RSD	Net Intens. Mean	Conc. Mean	Conc. RSD	Sample Unit
Kr	84		830.161	28.034	-255.737	101.516	91.0	ug/L
[> Tb	159		670590.398	2.303	670590.398			ug/L
[ Pb	208		4191477.480	1.469	6.251	210.377	1.6	ug/L

### QC Calculated Values

Analyte		MASS	Int Std % Recovery
[> L	Kr	84	
	Tb	159	103.401
	Pb	208	

### QC Out of Limits

Analyte	Mass	Out of Limits Message
---------	------	-----------------------

## Method 200.8 - Summary Report

### Sample ID: 2006454-014A

Sample Date/Time: Thursday, July 16, 2020 18:12:20

Sample Type: Sample

Sample Description: X10

Number of Replicates: 3

Batch ID: SW\_6020S,SAMP

Method File: C:\Users\Public\Documents\PerkinElmer Syngistix\ICPMS\Method\epa 6020 ked\2019\ked epa6020 pb only.mth

Dataset File: C:\Users\Public\Documents\PerkinElmer Syngistix\ICPMS\DataSet\071620\2006454-014A.044

### Summary

#### Concentration Results

Analyte Mass		Meas. Intens. Mean	Meas. Intens. RSD	Net Intens. Mean	Conc. Mean	Conc. RSD	Sample Unit
[> L]	Kr	84	781.019	9.261	-304.879	121.024	23.7 ug/L
	Tb	159	682475.121	2.177	682475.121		ug/L
	Pb	208	797189.316	1.803	1.168	39.305	1.1 ug/L

### QC Calculated Values

Analyte		MASS	Int Std % Recovery
[> L	Kr	84	
	Tb	159	105.233
	Pb	208	

### QC Out of Limits

Analyte	Mass	Out of Limits Message
---------	------	-----------------------

## Method 200.8 - Summary Report

### Sample ID: 2006454-015A

Sample Date/Time: Thursday, July 16, 2020 18:13:12

Sample Type: Sample

Sample Description: X10

Number of Replicates: 3

Batch ID: SW\_6020S,SAMP

Method File: C:\Users\Public\Documents\PerkinElmer Syngistix\ICPMS\Method\epa 6020 ked\2019\ked epa6020 pb only.mth

Dataset File: C:\Users\Public\Documents\PerkinElmer Syngistix\ICPMS\DataSet\071620\2006454-015A.045

### Summary

#### Concentration Results

	Analyte	Mass	Meas. Intens.	Mean	Meas. Intens. RSD	Net Intens. Mean	Conc. Mean	Conc. RSD	Sample Unit
	Kr	84		997.782	10.014	-88.117	34.978	113.4	ug/L
[>	Tb	159		676324.320	3.172	676324.320			ug/L
[	Pb	208		249710.058	1.734	0.369	12.420	1.5	ug/L



### QC Calculated Values

Analyte		MASS	Int Std % Recovery
[> L	Kr	84	
	Tb	159	104.285
	Pb	208	

### QC Out of Limits

Analyte	Mass	Out of Limits Message
---------	------	-----------------------

## Method 200.8 - Summary Report

### Sample ID: 2006454-016A

Sample Date/Time: Thursday, July 16, 2020 18:14:03

Sample Type: Sample

Sample Description: X10

Number of Replicates: 3

Batch ID: SW\_6020S,SAMP

Method File: C:\Users\Public\Documents\PerkinElmer Syngistix\ICPMS\Method\epa 6020 ked\2019\ked epa6020 pb only.mth

Dataset File: C:\Users\Public\Documents\PerkinElmer Syngistix\ICPMS\DataSet\071620\2006454-016A.046

### Summary

#### Concentration Results

Analyte	Mass	Meas. Intens.	Mean	Meas. Intens. RSD	Net Intens. Mean	Conc. Mean	Conc. RSD	Sample Unit
Kr	84		1076.946	14.476	-8.952	3.553	1741.5	ug/L
[> Tb	159		687793.967	1.013	687793.967			ug/L
[ Pb	208		2223011.543	0.073	3.232	108.768	1.0	ug/L

### QC Calculated Values

Analyte		MASS	Int Std % Recovery
[> L	Kr	84	
	Tb	159	106.053
	Pb	208	

### QC Out of Limits

Analyte	Mass	Out of Limits Message
---------	------	-----------------------

## Method 200.8 - Summary Report

**Sample ID: 2006454-017A**

Sample Date/Time: Thursday, July 16, 2020 18:14:55

Sample Type: Sample

Sample Description: X10

Number of Replicates: 3

Batch ID: SW\_6020S,SAMP

Method File: C:\Users\Public\Documents\PerkinElmer Syngistix\ICPMS\Method\epa 6020 ked\2019\ked epa6020 pb only.mth

Dataset File: C:\Users\Public\Documents\PerkinElmer Syngistix\ICPMS\DataSet\071620\2006454-017A.047

### Summary

#### Concentration Results

Analyte	Mass	Meas. Intens.	Mean	Meas. Intens. RSD	Net Intens. Mean	Conc. Mean	Conc. RSD	Sample Unit
Kr	84		1035.371	8.711	-50.527	20.057	178.5	ug/L
[> Tb	159		681086.947	2.037	681086.947			ug/L
[ Pb	208		555268.302	2.353	0.815	27.427	0.7	ug/L

### QC Calculated Values

Analyte		MASS	Int Std % Recovery
[> L	Kr	84	
	Tb	159	105.019
	Pb	208	

### QC Out of Limits

Analyte	Mass	Out of Limits Message
---------	------	-----------------------

## Method 200.8 - Summary Report

### Sample ID: 2006454-018A

Sample Date/Time: Thursday, July 16, 2020 18:15:46

Sample Type: Sample

Sample Description: X10

Number of Replicates: 3

Batch ID: SW\_6020S,SAMP

Method File: C:\Users\Public\Documents\PerkinElmer Syngistix\ICPMS\Method\epa 6020 ked\2019\ked epa6020 pb only.mth

Dataset File: C:\Users\Public\Documents\PerkinElmer Syngistix\ICPMS\DataSet\071620\2006454-018A.048

### Summary

#### Concentration Results

Analyte	Mass	Meas. Intens.	Mean	Meas. Intens. RSD	Net Intens. Mean	Conc. Mean	Conc. RSD	Sample Unit
Kr	84		998.825	32.000	-87.073	34.564	367.1	ug/L
[> Tb	159		678730.417	2.129	678730.417			ug/L
[ Pb	208		567895.302	1.894	0.837	28.150	0.2	ug/L

### QC Calculated Values

Analyte		MASS	Int Std % Recovery
[> L	Kr	84	
	Tb	159	104.656
	Pb	208	

### QC Out of Limits

Analyte	Mass	Out of Limits Message
---------	------	-----------------------

## Method 200.8 - Summary Report

### Sample ID: 2006454-019A

Sample Date/Time: Thursday, July 16, 2020 18:16:38

Sample Type: Sample

Sample Description: X10

Number of Replicates: 3

Batch ID: SW\_6020S,SAMP

Method File: C:\Users\Public\Documents\PerkinElmer Syngistix\ICPMS\Method\epa 6020 ked\2019\ked epa6020 pb only.mth

Dataset File: C:\Users\Public\Documents\PerkinElmer Syngistix\ICPMS\DataSet\071620\2006454-019A.049

### Summary

#### Concentration Results

Analyte	Mass	Meas. Intens.	Mean	Meas. Intens. RSD	Net Intens. Mean	Conc. Mean	Conc. RSD	Sample Unit
Kr	84		1111.307	5.982	25.408	-10.086	261.7	ug/L
Tb	159		676710.189	1.362	676710.189			ug/L
Pb	208		622541.477	1.672	0.920	30.950	0.4	ug/L



### QC Calculated Values

Analyte		MASS	Int Std % Recovery
[> L	Kr	84	
	Tb	159	104.344
	Pb	208	

### QC Out of Limits

Analyte	Mass	Out of Limits Message
---------	------	-----------------------

## Method 200.8 - Summary Report

### Sample ID: 2006454-020A

Sample Date/Time: Thursday, July 16, 2020 18:17:29

Sample Type: Sample

Sample Description: X10

Number of Replicates: 3

Batch ID: SW\_6020S,SAMP

Method File: C:\Users\Public\Documents\PerkinElmer Syngistix\ICPMS\Method\epa 6020 ked\2019\ked epa6020 pb only.mth

Dataset File: C:\Users\Public\Documents\PerkinElmer Syngistix\ICPMS\DataSet\071620\2006454-020A.050

### Summary

#### Concentration Results

Analyte Mass		Meas. Intens. Mean	Meas. Intens. RSD	Net Intens. Mean	Conc. Mean	Conc. RSD	Sample Unit
[> L]	Kr	84	1170.976	3.082	85.078	-33.772	42.4 ug/L
	Tb	159	690387.888	1.814	690387.888		ug/L
	Pb	208	209803.021	0.400	0.304	10.220	1.9 ug/L

### QC Calculated Values

Analyte		MASS	Int Std % Recovery
[> L	Kr	84	
	Tb	159	106.453
	Pb	208	

### QC Out of Limits

Analyte	Mass	Out of Limits Message
---------	------	-----------------------

## Method 200.8 - Summary Report

**Sample ID: CCV-071620-3**

Sample Date/Time: Thursday, July 16, 2020 18:18:38

Sample Type: Sample

Sample Description:

Number of Replicates: 3

Batch ID: SW\_6020A,CCV

Method File: C:\Users\Public\Documents\PerkinElmer Syngistix\ICPMS\Method\epa 6020 ked\2019\ked epa6020 pb only.mth

Dataset File: C:\Users\Public\Documents\PerkinElmer Syngistix\ICPMS\DataSet\071620\CCV-071620-3.051

### Summary

#### Concentration Results

Analyte Mass		Meas. Intens. Mean	Meas. Intens. RSD	Net Intens. Mean	Conc. Mean	Conc. RSD	Sample Unit
[> [	Kr	84	1024.422	2.335	-61.476	24.403	38.9 ug/L
	Tb	159	672079.335	3.962	672079.335		ug/L
	Pb	208	951072.665	2.524	1.416	47.634	1.6 ug/L

### QC Calculated Values

Analyte		MASS	Int Std % Recovery
[> L	Kr	84	
	Tb	159	103.630
	Pb	208	

### QC Out of Limits

Analyte	Mass	Out of Limits Message
---------	------	-----------------------

## Method 200.8 - Summary Report

### Sample ID: CCB-071620-3

Sample Date/Time: Thursday, July 16, 2020 18:19:33

Sample Type: Sample

Sample Description:

Number of Replicates: 3

Batch ID: SW\_6020A,CCB

Method File: C:\Users\Public\Documents\PerkinElmer Syngistix\ICPMS\Method\epa 6020 ked\2019\ked epa6020 pb only.mth

Dataset File: C:\Users\Public\Documents\PerkinElmer Syngistix\ICPMS\DataSet\071620\CCB-071620-3.052

### Summary

#### Concentration Results

Analyte Mass		Meas. Intens. Mean	Meas. Intens. RSD	Net Intens. Mean	Conc. Mean	Conc. RSD	Sample Unit
[> L	Kr	84	1337.398	3.957	251.499	-99.834	21.0 ug/L
	Tb	159	671955.909	1.797	671955.909		ug/L
	Pb	208	730.563	7.910	0.001	0.028	11.0 ug/L

### QC Calculated Values

Analyte		MASS	Int Std % Recovery
[> L	Kr	84	
	Tb	159	103.611
	Pb	208	

### QC Out of Limits

Analyte	Mass	Out of Limits Message
---------	------	-----------------------

## Method 200.8 - Summary Report

### Sample ID: MB-52061

Sample Date/Time: Thursday, July 16, 2020 18:28:56

Sample Type: Sample

Sample Description: X10

Number of Replicates: 3

Batch ID: SW\_6020S,MBLK

Method File: C:\Users\Public\Documents\PerkinElmer Syngistix\ICPMS\Method\epa 6020 ked\2019\ked epa6020 pb only.mth

Dataset File: C:\Users\Public\Documents\PerkinElmer Syngistix\ICPMS\DataSet\071620\MB-52061.053

### Summary

#### Concentration Results

Analyte	Mass	Meas. Intens.	Mean	Meas. Intens. RSD	Net Intens. Mean	Conc. Mean	Conc. RSD	Sample Unit
Kr	84		1516.950	3.787	431.051	-171.108	13.3	ug/L
[> Tb	159		675898.959	2.349	675898.959			ug/L
[ Pb	208		433.336	6.305	0.000	0.013	11.7	ug/L



### QC Calculated Values

Analyte		MASS	Int Std % Recovery
[> L	Kr	84	
	Tb	159	104.219
	Pb	208	

### QC Out of Limits

Analyte	Mass	Out of Limits Message
---------	------	-----------------------

## Method 200.8 - Summary Report

### Sample ID: LCS-52061

Sample Date/Time: Thursday, July 16, 2020 18:29:48

Sample Type: Sample

Sample Description: X10

Number of Replicates: 3

Batch ID: SW\_6020S,LCS

Method File: C:\Users\Public\Documents\PerkinElmer Syngistix\ICPMS\Method\epa 6020 ked\2019\ked epa6020 pb only.mth

Dataset File: C:\Users\Public\Documents\PerkinElmer Syngistix\ICPMS\DataSet\071620\LCS-52061.054

### Summary

#### Concentration Results

Analyte	Mass	Meas. Intens.	Mean	Meas. Intens. RSD	Net Intens.	Mean	Conc. Mean	Conc. RSD	Sample Unit
Kr	84		1277.563	9.280		191.665	-76.083	61.9	ug/L
[> Tb	159		684762.245	1.236		684762.245			ug/L
[ Pb	208		418318.026	1.911		0.611	20.549	0.9	ug/L

### QC Calculated Values

Analyte		MASS	Int Std % Recovery
[> L	Kr	84	
	Tb	159	105.586
	Pb	208	

### QC Out of Limits

Analyte	Mass	Out of Limits Message
---------	------	-----------------------

## Method 200.8 - Summary Report

### Sample ID: 2006454-022A

Sample Date/Time: Thursday, July 16, 2020 18:30:51

Sample Type: Sample

Sample Description: X10

Number of Replicates: 3

Batch ID: SW\_6020S,SAMP

Method File: C:\Users\Public\Documents\PerkinElmer Syngistix\ICPMS\Method\epa 6020 ked\2019\ked epa6020 pb only.mth

Dataset File: C:\Users\Public\Documents\PerkinElmer Syngistix\ICPMS\DataSet\071620\2006454-022A.055

### Summary

#### Concentration Results

Analyte	Mass	Meas. Intens.	Mean	Meas. Intens. RSD	Net Intens. Mean	Conc. Mean	Conc. RSD	Sample Unit
Kr	84		1221.952	4.586	136.054	-54.007	41.2	ug/L
[> Tb	159		670089.144	1.301	670089.144			ug/L
[ Pb	208		192655.637	0.911	0.287	9.667	0.4	ug/L

### QC Calculated Values

Analyte		MASS	Int Std % Recovery
[> L	Kr	84	
	Tb	159	103.323
	Pb	208	

### QC Out of Limits

Analyte	Mass	Out of Limits Message
---------	------	-----------------------

## Method 200.8 - Summary Report

### Sample ID: 2006454-022AMS

Sample Date/Time: Thursday, July 16, 2020 18:31:43

Sample Type: Sample

Sample Description: X10

Number of Replicates: 3

Batch ID: SW\_6020S,MS

Method File: C:\Users\Public\Documents\PerkinElmer Syngistix\ICPMS\Method\epa 6020 ked\2019\ked epa6020 pb only.mth

Dataset File: C:\Users\Public\Documents\PerkinElmer Syngistix\ICPMS\DataSet\071620\2006454-022AMS.056

### Summary

#### Concentration Results

	Analyte	Mass	Meas. Intens.	Mean	Meas. Intens. RSD	Net Intens. Mean	Conc. Mean	Conc. RSD	Sample Unit
	Kr	84		1152.315	18.219	66.417	-26.365	316.1	ug/L
[>	Tb	159		689765.484	2.378	689765.484			ug/L
[	Pb	208		592661.589	2.714	0.859	28.905	0.3	ug/L

### QC Calculated Values

Analyte		MASS	Int Std % Recovery
[> L	Kr	84	
	Tb	159	106.357
	Pb	208	

### QC Out of Limits

Analyte	Mass	Out of Limits Message
---------	------	-----------------------

## Method 200.8 - Summary Report

### Sample ID: 2006454-022AMSD

Sample Date/Time: Thursday, July 16, 2020 18:32:34

Sample Type: Sample

Sample Description: X10

Number of Replicates: 3

Batch ID: SW\_6020S,MSD

Method File: C:\Users\Public\Documents\PerkinElmer Syngistix\ICPMS\Method\epa 6020 ked\2019\ked epa6020 pb only.mth

Dataset File: C:\Users\Public\Documents\PerkinElmer Syngistix\ICPMS\DataSet\071620\2006454-022AMSD.057

### Summary

#### Concentration Results

	Analyte Mass	Meas. Intens. Mean	Meas. Intens. RSD	Net Intens. Mean	Conc. Mean	Conc. RSD	Sample Unit
	Kr 84	964.683	6.744	-121.215	48.117	53.7	ug/L
[>	Tb 159	689753.481	1.627	689753.481			ug/L
[	Pb 208	589828.630	1.161	0.855	28.772	1.1	ug/L



### QC Calculated Values

Analyte		MASS	Int Std % Recovery
[> L	Kr	84	
	Tb	159	106.356
	Pb	208	

### QC Out of Limits

Analyte	Mass	Out of Limits Message
---------	------	-----------------------

## Method 200.8 - Summary Report

### Sample ID: 2006454-021A

Sample Date/Time: Thursday, July 16, 2020 18:33:56

Sample Type: Sample

Sample Description: X10

Number of Replicates: 3

Batch ID: SW\_6020S,SAMP

Method File: C:\Users\Public\Documents\PerkinElmer Syngistix\ICPMS\Method\epa 6020 ked\2019\ked epa6020 pb only.mth

Dataset File: C:\Users\Public\Documents\PerkinElmer Syngistix\ICPMS\DataSet\071620\2006454-021A.058

### Summary

#### Concentration Results

Analyte	Mass	Meas. Intens.	Mean	Meas. Intens. RSD	Net Intens. Mean	Conc. Mean	Conc. RSD	Sample Unit
Kr	84		1237.545	11.179	151.647	-60.197	91.2	ug/L
[> Tb	159		682307.250	1.261	682307.250			ug/L
[ Pb	208		503451.354	1.372	0.738	24.823	0.5	ug/L

### QC Calculated Values

Analyte		MASS	Int Std % Recovery
[> L	Kr	84	
	Tb	159	105.207
	Pb	208	

### QC Out of Limits

Analyte	Mass	Out of Limits Message
---------	------	-----------------------

## Method 200.8 - Summary Report

### Sample ID: 2006454-023A

Sample Date/Time: Thursday, July 16, 2020 18:34:47

Sample Type: Sample

Sample Description: X10

Number of Replicates: 3

Batch ID: SW\_6020S,SAMP

Method File: C:\Users\Public\Documents\PerkinElmer Syngistix\ICPMS\Method\epa 6020 ked\2019\ked epa6020 pb only.mth

Dataset File: C:\Users\Public\Documents\PerkinElmer Syngistix\ICPMS\DataSet\071620\2006454-023A.059

### Summary

#### Concentration Results

	Analyte Mass	Meas. Intens. Mean	Meas. Intens. RSD	Net Intens. Mean	Conc. Mean	Conc. RSD	Sample Unit
	Kr 84	1349.926	14.348	264.028	-104.808	73.4	ug/L
[>	Tb 159	676079.008	2.551	676079.008			ug/L
[	Pb 208	246811.284	1.621	0.365	12.279	1.6	ug/L

### QC Calculated Values

Analyte		MASS	Int Std % Recovery
[> L	Kr	84	
	Tb	159	104.247
	Pb	208	

### QC Out of Limits

Analyte	Mass	Out of Limits Message
---------	------	-----------------------

## Method 200.8 - Summary Report

### Sample ID: 2006454-024A

Sample Date/Time: Thursday, July 16, 2020 18:35:39

Sample Type: Sample

Sample Description: X10

Number of Replicates: 3

Batch ID: SW\_6020S,SAMP

Method File: C:\Users\Public\Documents\PerkinElmer Syngistix\ICPMS\Method\epa 6020 ked\2019\ked epa6020 pb only.mth

Dataset File: C:\Users\Public\Documents\PerkinElmer Syngistix\ICPMS\DataSet\071620\2006454-024A.060

### Summary

#### Concentration Results

	Analyte	Mass	Meas. Intens.	Mean	Meas. Intens. RSD	Net Intens. Mean	Conc. Mean	Conc. RSD	Sample Unit
	Kr	84		1391.053	18.258	305.155	-121.133	83.2	ug/L
[>	Tb	159		702128.348	0.483	702128.348			ug/L
[	Pb	208		238739.073	1.100	0.340	11.434	0.7	ug/L

### QC Calculated Values

Analyte		MASS	Int Std % Recovery
[> L	Kr	84	
	Tb	159	108.264
	Pb	208	

### QC Out of Limits

Analyte	Mass	Out of Limits Message
---------	------	-----------------------

## Method 200.8 - Summary Report

### Sample ID: 2006454-025A

Sample Date/Time: Thursday, July 16, 2020 18:36:31

Sample Type: Sample

Sample Description: X10

Number of Replicates: 3

Batch ID: SW\_6020S,SAMP

Method File: C:\Users\Public\Documents\PerkinElmer Syngistix\ICPMS\Method\epa 6020 ked\2019\ked epa6020 pb only.mth

Dataset File: C:\Users\Public\Documents\PerkinElmer Syngistix\ICPMS\DataSet\071620\2006454-025A.061

### Summary

#### Concentration Results

Analyte Mass		Meas. Intens. Mean	Meas. Intens. RSD	Net Intens. Mean	Conc. Mean	Conc. RSD	Sample Unit
Kr 84		1085.688	7.258	-0.211	0.084	37411.9	ug/L
[> Tb 159		681545.954	1.328	681545.954			ug/L
[ Pb 208		917006.372	1.427	1.345	45.273	1.4	ug/L



### QC Calculated Values

Analyte		MASS	Int Std % Recovery
[> L	Kr	84	
	Tb	159	105.090
	Pb	208	

### QC Out of Limits

Analyte	Mass	Out of Limits Message
---------	------	-----------------------

## Method 200.8 - Summary Report

### Sample ID: 2006454-026A

Sample Date/Time: Thursday, July 16, 2020 18:37:23

Sample Type: Sample

Sample Description: X10

Number of Replicates: 3

Batch ID: SW\_6020S,SAMP

Method File: C:\Users\Public\Documents\PerkinElmer Syngistix\ICPMS\Method\epa 6020 ked\2019\ked epa6020 pb only.mth

Dataset File: C:\Users\Public\Documents\PerkinElmer Syngistix\ICPMS\DataSet\071620\2006454-026A.062

### Summary

#### Concentration Results

	Analyte	Mass	Meas. Intens.	Mean	Meas. Intens. RSD	Net Intens. Mean	Conc. Mean	Conc. RSD	Sample Unit
	Kr	84		1261.201	8.726	175.303	-69.588	62.8	ug/L
[>	Tb	159		691516.379	2.327	691516.379			ug/L
[	Pb	208		385357.318	1.334	0.557	18.748	1.3	ug/L

### QC Calculated Values

Analyte		MASS	Int Std % Recovery
[> L	Kr	84	
	Tb	159	106.627
	Pb	208	

### QC Out of Limits

Analyte	Mass	Out of Limits Message
---------	------	-----------------------

## Method 200.8 - Summary Report

### Sample ID: 2006454-027A

Sample Date/Time: Thursday, July 16, 2020 18:38:13

Sample Type: Sample

Sample Description: X10

Number of Replicates: 3

Batch ID: SW\_6020S,SAMP

Method File: C:\Users\Public\Documents\PerkinElmer Syngistix\ICPMS\Method\epa 6020 ked\2019\ked epa6020 pb only.mth

Dataset File: C:\Users\Public\Documents\PerkinElmer Syngistix\ICPMS\DataSet\071620\2006454-027A.063

### Summary

#### Concentration Results

Analyte Mass		Meas. Intens. Mean	Meas. Intens. RSD	Net Intens. Mean	Conc. Mean	Conc. RSD	Sample Unit
[> L	Kr	84	1377.924	6.475	292.025	-115.921	30.6 ug/L
	Tb	159	692016.588	1.780	692016.588		ug/L
	Pb	208	562063.825	2.098	0.812	27.324	0.3 ug/L

### QC Calculated Values

Analyte		MASS	Int Std % Recovery
[> L	Kr	84	
	Tb	159	106.704
	Pb	208	

### QC Out of Limits

Analyte	Mass	Out of Limits Message
---------	------	-----------------------

## Method 200.8 - Summary Report

**Sample ID: CCV-071620-4**

Sample Date/Time: Thursday, July 16, 2020 18:42:26

Sample Type: Sample

Sample Description:

Number of Replicates: 3

Batch ID: SW\_6020A,CCV

Method File: C:\Users\Public\Documents\PerkinElmer Syngistix\ICPMS\Method\epa 6020 ked\2019\ked epa6020 pb only.mth

Dataset File: C:\Users\Public\Documents\PerkinElmer Syngistix\ICPMS\DataSet\071620\CCV-071620-4.067

### Summary

#### Concentration Results

Analyte Mass		Meas. Intens. Mean	Meas. Intens. RSD	Net Intens. Mean	Conc. Mean	Conc. RSD	Sample Unit
[> L]	Kr	84	1301.381	5.786	215.483	-85.537	34.9 ug/L
	Tb	159	674650.095	2.596	674650.095		ug/L
	Pb	208	946609.631	0.819	1.403	47.226	1.9 ug/L

### QC Calculated Values

Analyte		MASS	Int Std % Recovery
[> L	Kr	84	
	Tb	159	104.027
	Pb	208	

### QC Out of Limits

Analyte	Mass	Out of Limits Message
---------	------	-----------------------

## Method 200.8 - Summary Report

**Sample ID: CCB-071620-4**

Sample Date/Time: Thursday, July 16, 2020 18:44:09

Sample Type: Sample

Sample Description:

Number of Replicates: 3

Batch ID: SW\_6020A,CCB

Method File: C:\Users\Public\Documents\PerkinElmer Syngistix\ICPMS\Method\epa 6020 ked\2019\ked epa6020 pb only.mth

Dataset File: C:\Users\Public\Documents\PerkinElmer Syngistix\ICPMS\DataSet\071620\CCB-071620-4.068

### Summary

#### Concentration Results

Analyte	Mass	Meas. Intens.	Mean	Meas. Intens. RSD	Net Intens.	Mean	Conc. Mean	Conc. RSD	Sample Unit
Kr	84		1396.957	13.599		311.059	-123.477	61.1	ug/L
[> Tb	159		657377.238	1.481		657377.238			ug/L
[ Pb	208		983.347	2.936		0.001	0.042	3.5	ug/L



### QC Calculated Values

Analyte		MASS	Int Std % Recovery
[> L	Kr	84	
	Tb	159	101.363
	Pb	208	

### QC Out of Limits

Analyte	Mass	Out of Limits Message
---------	------	-----------------------

## Method 200.8 - Summary Report

**Sample ID: CCV-071620-5**

Sample Date/Time: Thursday, July 16, 2020 18:59:22

Sample Type: Sample

Sample Description:

Number of Replicates: 3

Batch ID: SW\_6020A,CCV

Method File: C:\Users\Public\Documents\PerkinElmer Syngistix\ICPMS\Method\epa 6020 ked\2019\ked epa6020 pb only.mth

Dataset File: C:\Users\Public\Documents\PerkinElmer Syngistix\ICPMS\DataSet\071620\CCV-071620-5.079

### Summary

#### Concentration Results

Analyte Mass		Meas. Intens. Mean	Meas. Intens. RSD	Net Intens. Mean	Conc. Mean	Conc. RSD	Sample Unit
[> L	Kr	84	1052.325	4.971	-33.573	13.327	ug/L
	Tb	159	673307.093	2.021	673307.093		ug/L
	Pb	208	928128.264	1.975	1.378	46.381	0.5 ug/L

Sample ID: CCV-071620-5

Report Date/Time: Friday, July 17, 2020 10:03:40

Page 1

### QC Calculated Values

Analyte		MASS	Int Std % Recovery
[> L	Kr	84	
	Tb	159	103.820
	Pb	208	

### QC Out of Limits

Analyte	Mass	Out of Limits Message
---------	------	-----------------------

## Method 200.8 - Summary Report

**Sample ID: CCB-071620-5**

Sample Date/Time: Thursday, July 16, 2020 19:03:16

Sample Type: Sample

Sample Description:

Number of Replicates: 3

Batch ID: SW\_6020A,CCB

Method File: C:\Users\Public\Documents\PerkinElmer Syngistix\ICPMS\Method\epa 6020 ked\2019\ked epa6020 pb only.mth

Dataset File: C:\Users\Public\Documents\PerkinElmer Syngistix\ICPMS\DataSet\071620\CCB-071620-5.080

### Summary

#### Concentration Results

Analyte Mass		Meas. Intens. Mean	Meas. Intens. RSD	Net Intens. Mean	Conc. Mean	Conc. RSD	Sample Unit
[> L]	Kr	84	1406.129	6.824	320.230	-127.117	30.0 ug/L
	Tb	159	658769.724	3.723	658769.724		ug/L
	Pb	208	522.226	6.879	0.001	0.018	11.6 ug/L

### QC Calculated Values

Analyte		MASS	Int Std % Recovery
[> L	Kr	84	
	Tb	159	101.578
	Pb	208	

### QC Out of Limits

Analyte	Mass	Out of Limits Message
---------	------	-----------------------

## Method 200.8 - Summary Report

### Sample ID: MB-52066

Sample Date/Time: Thursday, July 16, 2020 19:05:04

Sample Type: Sample

Sample Description: X10

Number of Replicates: 3

Batch ID: SW\_6020S,MBLK

Method File: C:\Users\Public\Documents\PerkinElmer Syngistix\ICPMS\Method\epa 6020 ked\2019\ked epa6020 pb only.mth

Dataset File: C:\Users\Public\Documents\PerkinElmer Syngistix\ICPMS\DataSet\071620\MB-52066.081

### Summary

#### Concentration Results

Analyte	Mass	Meas. Intens.	Mean	Meas. Intens. RSD	Net Intens. Mean	Conc. Mean	Conc. RSD	Sample Unit
Kr	84		1455.159	5.536	369.261	-146.580	21.8	ug/L
[> Tb	159		685419.435	1.806	685419.435			ug/L
[ Pb	208		359.724	2.411	0.000	0.009	1.5	ug/L

Sample ID: MB-52066

Report Date/Time: Friday, July 17, 2020 10:03:43

Page 1

### QC Calculated Values

Analyte		MASS	Int Std % Recovery
[> L	Kr	84	
	Tb	159	105.687
	Pb	208	

### QC Out of Limits

Analyte	Mass	Out of Limits Message
---------	------	-----------------------

## Method 200.8 - Summary Report

### Sample ID: LCS-52066

Sample Date/Time: Thursday, July 16, 2020 19:05:57

Sample Type: Sample

Sample Description: X10

Number of Replicates: 3

Batch ID: SW\_6020S,LCS

Method File: C:\Users\Public\Documents\PerkinElmer Syngistix\ICPMS\Method\epa 6020 ked\2019\ked epa6020 pb only.mth

Dataset File: C:\Users\Public\Documents\PerkinElmer Syngistix\ICPMS\DataSet\071620\LCS-52066.082

### Summary

#### Concentration Results

	Analyte	Mass	Meas. Intens.	Mean	Meas. Intens. RSD	Net Intens. Mean	Conc. Mean	Conc. RSD	Sample Unit
	Kr	84		1351.283	6.976	265.385	-105.346	35.5	ug/L
[>	Tb	159		702482.427	2.797	702482.427			ug/L
[	Pb	208		417943.665	1.070	0.595	20.020	1.7	ug/L



### QC Calculated Values

Analyte		MASS	Int Std % Recovery
[> L	Kr	84	
	Tb	159	108.318
	Pb	208	

### QC Out of Limits

Analyte	Mass	Out of Limits Message
---------	------	-----------------------

## Method 200.8 - Summary Report

### Sample ID: 2006518-001A

Sample Date/Time: Thursday, July 16, 2020 19:07:39

Sample Type: Sample

Sample Description: X10

Number of Replicates: 3

Batch ID: SW\_6020S,SAMP

Method File: C:\Users\Public\Documents\PerkinElmer Syngistix\ICPMS\Method\epa 6020 ked\2019\ked epa6020 pb only.mth

Dataset File: C:\Users\Public\Documents\PerkinElmer Syngistix\ICPMS\DataSet\071620\2006518-001A.083

### Summary

#### Concentration Results

Analyte	Mass	Meas. Intens.	Mean	Meas. Intens. RSD	Net Intens. Mean	Conc. Mean	Conc. RSD	Sample Unit
Kr	84		753.871	19.936	-332.027	131.800	45.3	ug/L
[> Tb	159		665543.649	0.569	665543.649			ug/L
[ Pb	208		145556.694	1.570	0.219	7.351	1.4	ug/L

### QC Calculated Values

Analyte		MASS	Int Std % Recovery
[> L	Kr	84	
	Tb	159	102.623
	Pb	208	

### QC Out of Limits

Analyte	Mass	Out of Limits Message
---------	------	-----------------------

## Method 200.8 - Summary Report

### Sample ID: 2006518-001AMS

Sample Date/Time: Thursday, July 16, 2020 19:08:31

Sample Type: Sample

Sample Description: X10

Number of Replicates: 3

Batch ID: SW\_6020S,MS

Method File: C:\Users\Public\Documents\PerkinElmer Syngistix\ICPMS\Method\epa 6020 ked\2019\ked epa6020 pb only.mth

Dataset File: C:\Users\Public\Documents\PerkinElmer Syngistix\ICPMS\DataSet\071620\2006518-001AMS.084

### Summary

#### Concentration Results

	Analyte	Mass	Meas. Intens.	Mean	Meas. Intens. RSD	Net Intens. Mean	Conc. Mean	Conc. RSD	Sample Unit
	Kr	84		493.001	10.924	-592.898	235.354	9.1	ug/L
[>	Tb	159		660458.931	0.763	660458.931			ug/L
[	Pb	208		603811.473	0.463	0.914	30.760	1.1	ug/L

### QC Calculated Values

Analyte		MASS	Int Std % Recovery
[> L	Kr	84	
	Tb	159	101.838
	Pb	208	

### QC Out of Limits

Analyte	Mass	Out of Limits Message
---------	------	-----------------------

## Method 200.8 - Summary Report

### Sample ID: 2006518-001AMSD

Sample Date/Time: Thursday, July 16, 2020 19:09:23

Sample Type: Sample

Sample Description: X10

Number of Replicates: 3

Batch ID: SW\_6020S,MSD

Method File: C:\Users\Public\Documents\PerkinElmer Syngistix\ICPMS\Method\epa 6020 ked\2019\ked epa6020 pb only.mth

Dataset File: C:\Users\Public\Documents\PerkinElmer Syngistix\ICPMS\DataSet\071620\2006518-001AMSD.085

### Summary

#### Concentration Results

Analyte Mass		Meas. Intens. Mean	Meas. Intens. RSD	Net Intens. Mean	Conc. Mean	Conc. RSD	Sample Unit
[> L]	Kr	84	442.415	28.922	-643.484	255.435	19.9 ug/L
	Tb	159	662706.822	0.810	662706.822		ug/L
	Pb	208	540160.427	1.312	0.815	27.423	1.8 ug/L

### QC Calculated Values

Analyte		MASS	Int Std % Recovery
[> L	Kr	84	
	Tb	159	102.185
	Pb	208	

### QC Out of Limits

Analyte	Mass	Out of Limits Message
---------	------	-----------------------

## Method 200.8 - Summary Report

### Sample ID: 2006518-001APDS

Sample Date/Time: Thursday, July 16, 2020 19:11:52

Sample Type: Sample

Sample Description: X10

Number of Replicates: 3

Batch ID: SW\_6020S,PDS

Method File: C:\Users\Public\Documents\PerkinElmer Syngistix\ICPMS\Method\epa 6020 ked\2019\ked epa6020 pb only.mth

Dataset File: C:\Users\Public\Documents\PerkinElmer Syngistix\ICPMS\DataSet\071620\2006518-001APDS.086

### Summary

#### Concentration Results

Analyte Mass		Meas. Intens. Mean	Meas. Intens. RSD	Net Intens. Mean	Conc. Mean	Conc. RSD	Sample Unit
[> L]	Kr	84	923.181	10.023	-162.717	64.592	56.9 ug/L
	Tb	159	657407.566	0.720	657407.566		ug/L
	Pb	208	509520.810	0.494	0.775	26.075	1.2 ug/L



### QC Calculated Values

Analyte		MASS	Int Std % Recovery
[> L	Kr	84	
	Tb	159	101.368
	Pb	208	

### QC Out of Limits

Analyte	Mass	Out of Limits Message
---------	------	-----------------------

## Method 200.8 - Summary Report

**Sample ID: CCV-071620-6**

Sample Date/Time: Thursday, July 16, 2020 19:22:20

Sample Type: Sample

Sample Description:

Number of Replicates: 3

Batch ID: SW\_6020A,CCV

Method File: C:\Users\Public\Documents\PerkinElmer Syngistix\ICPMS\Method\epa 6020 ked\2019\ked epa6020 pb only.mth

Dataset File: C:\Users\Public\Documents\PerkinElmer Syngistix\ICPMS\DataSet\071620\CCV-071620-6.096

### Summary

#### Concentration Results

Analyte Mass		Meas. Intens. Mean	Meas. Intens. RSD	Net Intens. Mean	Conc. Mean	Conc. RSD	Sample Unit
[> L]	Kr	84	1405.192	4.731	319.294	-126.746	20.8 ug/L
	Tb	159	647977.617	2.016	647977.617		ug/L
	Pb	208	919850.999	1.702	1.419	47.766	0.4 ug/L

### QC Calculated Values

Analyte		MASS	Int Std % Recovery
[> L	Kr	84	
	Tb	159	99.914
	Pb	208	

### QC Out of Limits

Analyte	Mass	Out of Limits Message
---------	------	-----------------------

## Method 200.8 - Summary Report

**Sample ID: CCB-071620-6**

Sample Date/Time: Thursday, July 16, 2020 19:23:41

Sample Type: Sample

Sample Description:

Number of Replicates: 3

Batch ID: SW\_6020A,CCB

Method File: C:\Users\Public\Documents\PerkinElmer Syngistix\ICPMS\Method\epa 6020 ked\2019\ked epa6020 pb only.mth

Dataset File: C:\Users\Public\Documents\PerkinElmer Syngistix\ICPMS\DataSet\071620\CCB-071620-6.097

### Summary

#### Concentration Results

Analyte Mass		Meas. Intens. Mean	Meas. Intens. RSD	Net Intens. Mean	Conc. Mean	Conc. RSD	Sample Unit	
[> 	Kr	84	1406.924	3.691	321.026	-127.433	16.2	ug/L
	Tb	159	644933.141	3.624	644933.141			ug/L
	Pb	208	966.679	9.763	0.001	0.042	14.3	ug/L

Sample ID: CCB-071620-6

Report Date/Time: Friday, July 17, 2020 10:04:04

Page 1

### QC Calculated Values

Analyte		MASS	Int Std % Recovery
[> L	Kr	84	
	Tb	159	99.445
	Pb	208	

### QC Out of Limits

Analyte	Mass	Out of Limits Message
---------	------	-----------------------

## Method 200.8 - Summary Report

**Sample ID: CCV-071620-7**

Sample Date/Time: Thursday, July 16, 2020 19:35:58

Sample Type: Sample

Sample Description:

Number of Replicates: 3

Batch ID: SW\_6020A,CCV

Method File: C:\Users\Public\Documents\PerkinElmer Syngistix\ICPMS\Method\epa 6020 ked\2019\ked epa6020 pb only.mth

Dataset File: C:\Users\Public\Documents\PerkinElmer Syngistix\ICPMS\DataSet\071620\CCV-071620-7.108

### Summary

#### Concentration Results

Analyte Mass		Meas. Intens. Mean	Meas. Intens. RSD	Net Intens. Mean	Conc. Mean	Conc. RSD	Sample Unit
[> L]	Kr	84	1277.464	9.984	191.566	-76.043	66.6 ug/L
	Tb	159	667018.664	1.409	667018.664		ug/L
	Pb	208	937065.858	1.028	1.405	47.272	0.8 ug/L

Sample ID: CCV-071620-7

Report Date/Time: Friday, July 17, 2020 10:04:19

Page 1

### QC Calculated Values

Analyte		MASS	Int Std % Recovery
[> L	Kr	84	
	Tb	159	102.850
	Pb	208	

### QC Out of Limits

Analyte	Mass	Out of Limits Message
---------	------	-----------------------

## Method 200.8 - Summary Report

**Sample ID: CCB-071620-7**

Sample Date/Time: Thursday, July 16, 2020 19:36:54

Sample Type: Sample

Sample Description:

Number of Replicates: 3

Batch ID: SW\_6020A,CCB

Method File: C:\Users\Public\Documents\PerkinElmer Syngistix\ICPMS\Method\epa 6020 ked\2019\ked epa6020 pb only.mth

Dataset File: C:\Users\Public\Documents\PerkinElmer Syngistix\ICPMS\DataSet\071620\CCB-071620-7.109

### Summary

#### Concentration Results

Analyte Mass		Meas. Intens. Mean	Meas. Intens. RSD	Net Intens. Mean	Conc. Mean	Conc. RSD	Sample Unit
[> L	Kr	84	1452.866	2.869	366.967	-145.670	11.4 ug/L
	Tb	159	653441.987	1.620	653441.987		ug/L
	Pb	208	851.399	10.947	0.001	0.035	13.5 ug/L

Sample ID: CCB-071620-7

Report Date/Time: Friday, July 17, 2020 10:04:21

Page 1



### QC Calculated Values

Analyte		MASS	Int Std % Recovery
[> L	Kr	84	
	Tb	159	100.757
	Pb	208	

### QC Out of Limits

Analyte	Mass	Out of Limits Message
---------	------	-----------------------

## Method 200.8 - Summary Report

### Sample ID: QCS-071620-1

Sample Date/Time: Thursday, July 16, 2020 19:38:00

Sample Type: Sample

Sample Description:

Number of Replicates: 3

Batch ID: SW\_6020A,QCS

Method File: C:\Users\Public\Documents\PerkinElmer Syngistix\ICPMS\Method\epa 6020 ked\2019\ked epa6020 pb only.mth

Dataset File: C:\Users\Public\Documents\PerkinElmer Syngistix\ICPMS\DataSet\071620\QCS-071620-1.110

### Summary

#### Concentration Results

	Analyte	Mass	Meas. Intens.	Mean	Meas. Intens. RSD	Net Intens. Mean	Conc. Mean	Conc. RSD	Sample Unit
	Kr	84		-3656.729	16.926	-4742.627	1882.614	13.1	ug/L
[>	Tb	159		641090.179	0.410	641090.179			ug/L
[	Pb	208		18694900.351	1.582	29.160	981.335	1.3	ug/L

### QC Calculated Values

Analyte		MASS	Int Std % Recovery
[> L	Kr	84	
	Tb	159	98.852
	Pb	208	

### QC Out of Limits

Analyte	Mass	Out of Limits Message
---------	------	-----------------------

# PREP REPORT - BATCH ID 51972

Prep Start Date: 6/30/2020 11:23 AM

Prep End Date: 7/2/2020 9:24 AM

Initial Temp: 96 °C

Prep Code: SW\_3050

Final Temp: 95 °C

Technician: Pragnesh Soni

Prep Factor Units: mL / g

Sample ID	Client Sample ID	Matrix	pH1	pH2	Samp Amt	Sol Added	Sol Recov	Fin Vol	factor	Prep Start	Prep End
MB-51972		Soil			0.53	0	0	50	94.340	6/30/2020	7/2/2020
LCS-51972		Soil			0.54	0	0	50	92.593	6/30/2020	7/2/2020
2006454-001A	TAFBS-S-66	Soil			0.55	0	0	50	90.909	6/30/2020	7/2/2020
2006454-001AMS		Soil			0.53	0	0	50	94.340	6/30/2020	7/2/2020
2006454-001AMSD		Soil			0.52	0	0	50	96.154	6/30/2020	7/2/2020
2006454-002A	TAFBS-S-67	Soil			0.52	0	0	50	96.154	6/30/2020	7/2/2020
2006454-003A	TAFBS-S-68	Soil			0.52	0	0	50	96.154	6/30/2020	7/2/2020
2006454-004A	TAFBS-S-69	Soil			0.52	0	0	50	96.154	6/30/2020	7/2/2020
2006454-005A	TAFBS-S-70	Soil			0.55	0	0	50	90.909	6/30/2020	7/2/2020
2006454-006A	TAFBS-S-71	Soil			0.53	0	0	50	94.340	6/30/2020	7/2/2020
2006454-007A	TAFBS-S-1	Soil			0.53	0	0	50	94.340	6/30/2020	7/2/2020
2006454-008A	TAFBS-S-2	Soil			0.53	0	0	50	94.340	6/30/2020	7/2/2020
2006454-009A	TAFBS-S-3	Soil			0.56	0	0	50	89.286	6/30/2020	7/2/2020
2006454-010A	TAFBS-S-4	Soil			0.54	0	0	50	92.593	6/30/2020	7/2/2020
2006454-011A	TAFBS-S-5	Soil			0.55	0	0	50	90.909	6/30/2020	7/2/2020
2006454-012A	TAFBS-S-6	Soil			0.57	0	0	50	87.719	6/30/2020	7/2/2020
2006454-013A	TAFBS-S-65	Soil			0.56	0	0	50	89.286	6/30/2020	7/2/2020
2006454-014A	TAFBS-S-64	Soil			0.61	0	0	50	81.967	6/30/2020	7/2/2020
2006454-015A	TAFBS-S-63	Soil			0.57	0	0	50	87.719	6/30/2020	7/2/2020
2006454-016A	TAFBS-S-62	Soil			0.52	0	0	50	96.154	6/30/2020	7/2/2020
2006454-017A	TAFBS-S-61	Soil			0.6	0	0	50	83.333	6/30/2020	7/2/2020
2006454-018A	TAFBS-S-60	Soil			0.53	0	0	50	94.340	6/30/2020	7/2/2020
2006454-019A	TAFBS-S-59	Soil			0.59	0	0	50	84.746	6/30/2020	7/2/2020
2006454-020A	TAFBS-S-58	Soil			0.59	0	0	50	84.746	6/30/2020	7/2/2020

Type	Chemical / Reagent ID	Chemical / Reagent Name	Container#	Container ID	Amount Added	Amount Unit
Chemical	2177	Hydrogen Peroxide, 30% w/w	8302	Cont-03 of 10	4	mL
Chemical	2274	Hydrochloric acid	8560	Cont-01 of 06	5	mL
Chemical	2282	nitric acid	8587	Cont-02 of 04	10	mL

Spk ID	Spk Name	Samp Type	Container#	Container ID	Amount Added	Amount Unit
RTI-24-120219	AAC-STD-2 11 Metals 1000µg/mL	LCS,MS,MSD-MS	26245	Cont-01 of 01	0.01	mL
RTI-25-120219	AAC-STD-3A	LCS,MS,MSD-MS	26246	Cont-01 of 01	0.01	mL
RTI-26-120219	AAC-STD-4A 1000µg/mL	LCS,MS,MSD-MS	26247	Cont-01 of 01	0.01	mL

# PREP REPORT - BATCH ID 52061

Prep Start Date: 7/15/2020 8:51 AM  
 Prep End Date: 7/16/2020 8:31 AM  
 Initial Temp: 96 °C

Prep Code: SW\_3050  
 Final Temp: 95 °C

Technician: Pragnesh Soni  
 Prep Factor Units: mL / g

Sample ID	Client Sample ID	Matrix	pH1	pH2	Samp Amt	Sol Added	Sol Recov	Fin Vol	factor	Prep Start	Prep End
MB-52061		Soil			0.56	0	0	50	89.286	7/15/2020	7/16/2020
LCS-52061		Soil			0.52	0	0	50	96.154	7/15/2020	7/16/2020
2006454-022A	TAFBS-S-56	Soil			0.55	0	0	50	90.909	7/15/2020	7/16/2020
2006454-022AMS		Soil			0.54	0	0	50	92.593	7/15/2020	7/16/2020
2006454-022AMSD		Soil			0.53	0	0	50	94.340	7/15/2020	7/16/2020
2006454-021A	TAFBS-S-57	Soil			0.57	0	0	50	87.719	7/15/2020	7/16/2020
2006454-023A	TAFBS-S-55	Soil			0.55	0	0	50	90.909	7/15/2020	7/16/2020
2006454-024A	TAFBS-S-54	Soil			0.51	0	0	50	98.039	7/15/2020	7/16/2020
2006454-025A	TAFBS-S-53	Soil			0.55	0	0	50	90.909	7/15/2020	7/16/2020
2006454-026A	TAFBS-S-52	Soil			0.52	0	0	50	96.154	7/15/2020	7/16/2020
2006454-027A	TAFBS-S-51	Soil			0.53	0	0	50	94.340	7/15/2020	7/16/2020
2006479-001A	TAFBS-S-25	Soil			0.52	0	0	50	96.154	7/15/2020	7/16/2020
2006479-002A	TAFBS-S-24	Soil			0.54	0	0	50	92.593	7/15/2020	7/16/2020
2006479-003A	TAFBS-S-23	Soil			0.56	0	0	50	89.286	7/15/2020	7/16/2020
2006479-004A	TAFBS-S-22	Soil			0.54	0	0	50	92.593	7/15/2020	7/16/2020
2006479-005A	TAFBS-S-21	Soil			0.56	0	0	50	89.286	7/15/2020	7/16/2020
2006479-006A	TAFBS-S-20	Soil			0.59	0	0	50	84.746	7/15/2020	7/16/2020
2006479-007A	TAFBS-S-19	Soil			0.55	0	0	50	90.909	7/15/2020	7/16/2020
2006481-001A	TAFBS-S-50	Soil			0.57	0	0	50	87.719	7/15/2020	7/16/2020
2006481-002A	TAFBS-S-49	Soil			0.53	0	0	50	94.340	7/15/2020	7/16/2020
2006481-003A	TAFBS-S-48	Soil			0.51	0	0	50	98.039	7/15/2020	7/16/2020
2006481-004A	TAFBS-S-47	Soil			0.57	0	0	50	87.719	7/15/2020	7/16/2020
2006481-005A	TAFBS-S-46	Soil			0.51	0	0	50	98.039	7/15/2020	7/16/2020
2006481-006A	TAFBS-S-45	Soil			0.54	0	0	50	92.593	7/15/2020	7/16/2020

Type	Chemical / Reagent ID	Chemical / Reagent Name	Container#	Container ID	Amount Added	Amount Unit
Chemical	2282	nitric acid	8587	Cont-02 of 04	10	mL
Chemical	2290	Hydrochloric acid	8605	Cont-01 of 06	5	mL
Chemical	2296	Hydrogen Peroxide, 30% w/w	8622	Cont-01 of 02	4	mL

Spk ID	Spk Name	Samp Type	Container#	Container ID	Amount Added	Amount Unit
RTI-24-120219	AAC-STD-2 11 Metals 1000µg/mL	LCS,MS,MSD-MS	26245	Cont-01 of 01	0.01	mL
RTI-25-120219	AAC-STD-3A	LCS,MS,MSD-MS	26246	Cont-01 of 01	0.01	mL
RTI-26-120219	AAC-STD-4A 1000µg/mL	LCS,MS,MSD-MS	26247	Cont-01 of 01	0.01	mL

## FORM I

CLIENT SAMP ID

## INORGANIC ANALYSIS DATA SHEET

TAFBS-S-66CS

Lab Name: RTI Laboratories, Inc.

Contract:

Lab Code: GLEN01ClientID: USA17Workorder No.: 2006454Matrix: SoilLab Sample ID: 2006454-001A% Solids: 0Date Received: 6/23/2020 9:45 AMConcentration Units: wt%Date Analyzed: 6/25/2020 1:00 PMTotal/Dissolved: (Total)Date Collected: 6/22/2020 8:08 AMInstrument ID: BAL3Batch ID: R119158

CAS No.	Analyte	Concentration	C	Q	DL	LOD	LOQ	M
7732-18-5	Percent Moisture	2.3			1.0	1.0	1.0	B

## FORM I

CLIENT SAMP ID

## INORGANIC ANALYSIS DATA SHEET

TAFBS-S-67CS

Lab Name: RTI Laboratories, Inc.

Contract:

Lab Code: GLEN01ClientID: USA17Workorder No.: 2006454Matrix: SoilLab Sample ID: 2006454-002A% Solids: 0Date Received: 6/23/2020 9:45 AMConcentration Units: wt%Date Analyzed: 6/25/2020 1:00 PMTotal/Dissolved: (Total)Date Collected: 6/22/2020 8:26 AMInstrument ID: BAL3Batch ID: R119158

CAS No.	Analyte	Concentration	C	Q	DL	LOD	LOQ	M
7732-18-5	Percent Moisture	5.2			1.0	1.0	1.0	B

## FORM I

CLIENT SAMP ID

## INORGANIC ANALYSIS DATA SHEET

TAFBS-S-68CS

Lab Name: RTI Laboratories, Inc.

Contract:

Lab Code: GLEN01ClientID: USA17Workorder No.: 2006454Matrix: SoilLab Sample ID: 2006454-003A% Solids: 0Date Received: 6/23/2020 9:45 AMConcentration Units: wt%Date Analyzed: 6/25/2020 1:00 PMTotal/Dissolved: (Total)Date Collected: 6/22/2020 8:38 AMInstrument ID: BAL3Batch ID: R119158

CAS No.	Analyte	Concentration	C	Q	DL	LOD	LOQ	M
7732-18-5	Percent Moisture	4.2			1.0	1.0	1.0	B



## FORM I

CLIENT SAMP ID

## INORGANIC ANALYSIS DATA SHEET

TAFBS-S-69CS

Lab Name: RTI Laboratories, Inc.

Contract:

Lab Code: GLEN01ClientID: USA17Workorder No.: 2006454Matrix: SoilLab Sample ID: 2006454-004A% Solids: 0Date Received: 6/23/2020 9:45 AMConcentration Units: wt%Date Analyzed: 6/25/2020 1:00 PMTotal/Dissolved: (Total)Date Collected: 6/22/2020 8:51 AMInstrument ID: BAL3Batch ID: R119158

CAS No.	Analyte	Concentration	C	Q	DL	LOD	LOQ	M
7732-18-5	Percent Moisture	3.3			1.0	1.0	1.0	B

## FORM I

CLIENT SAMP ID

## INORGANIC ANALYSIS DATA SHEET

TAFBS-S-70CS

Lab Name: RTI Laboratories, Inc.

Contract:

Lab Code: GLEN01ClientID: USA17Workorder No.: 2006454Matrix: SoilLab Sample ID: 2006454-005A% Solids: 0Date Received: 6/23/2020 9:45 AMConcentration Units: wt%Date Analyzed: 6/25/2020 1:00 PMTotal/Dissolved: (Total)Date Collected: 6/22/2020 8:59 AMInstrument ID: BAL3Batch ID: R119158

CAS No.	Analyte	Concentration	C	Q	DL	LOD	LOQ	M
7732-18-5	Percent Moisture	3.6			1.0	1.0	1.0	B

## FORM I

CLIENT SAMP ID

## INORGANIC ANALYSIS DATA SHEET

TAFBS-S-71CS

Lab Name: RTI Laboratories, Inc.

Contract:

Lab Code: GLEN01ClientID: USA17Workorder No.: 2006454Matrix: SoilLab Sample ID: 2006454-006A% Solids: 0Date Received: 6/23/2020 9:45 AMConcentration Units: wt%Date Analyzed: 6/25/2020 1:00 PMTotal/Dissolved: (Total)Date Collected: 6/22/2020 9:11 AMInstrument ID: BAL3Batch ID: R119158

CAS No.	Analyte	Concentration	C	Q	DL	LOD	LOQ	M
7732-18-5	Percent Moisture	2.0			1.0	1.0	1.0	B

## FORM I

CLIENT SAMP ID

## INORGANIC ANALYSIS DATA SHEET

TAFBS-S-1CS

Lab Name: RTI Laboratories, Inc.

Contract:

Lab Code: GLEN01ClientID: USA17Workorder No.: 2006454Matrix: SoilLab Sample ID: 2006454-007A% Solids: 0Date Received: 6/23/2020 9:45 AMConcentration Units: wt%Date Analyzed: 6/25/2020 1:00 PMTotal/Dissolved: (Total)Date Collected: 6/22/2020 9:30 AMInstrument ID: BAL3Batch ID: R119158

CAS No.	Analyte	Concentration	C	Q	DL	LOD	LOQ	M
7732-18-5	Percent Moisture	6.2			1.0	1.0	1.0	B

## FORM I

CLIENT SAMP ID

## INORGANIC ANALYSIS DATA SHEET

TAFBS-S-2CS

Lab Name: RTI Laboratories, Inc.

Contract:

Lab Code: GLEN01ClientID: USA17Workorder No.: 2006454Matrix: SoilLab Sample ID: 2006454-008A% Solids: 0Date Received: 6/23/2020 9:45 AMConcentration Units: wt%Date Analyzed: 6/25/2020 1:00 PMTotal/Dissolved: (Total)Date Collected: 6/22/2020 9:46 AMInstrument ID: BAL3Batch ID: R119158

CAS No.	Analyte	Concentration	C	Q	DL	LOD	LOQ	M
7732-18-5	Percent Moisture	2.1			1.0	1.0	1.0	B

## FORM I

CLIENT SAMP ID

## INORGANIC ANALYSIS DATA SHEET

TAFBS-S-3CS

Lab Name: RTI Laboratories, Inc.

Contract:

Lab Code: GLEN01ClientID: USA17Workorder No.: 2006454Matrix: SoilLab Sample ID: 2006454-009A% Solids: 0Date Received: 6/23/2020 9:45 AMConcentration Units: wt%Date Analyzed: 6/25/2020 1:00 PMTotal/Dissolved: (Total)Date Collected: 6/22/2020 9:58 AMInstrument ID: BAL3Batch ID: R119158

CAS No.	Analyte	Concentration	C	Q	DL	LOD	LOQ	M
7732-18-5	Percent Moisture	2.8			1.0	1.0	1.0	B

## FORM I

CLIENT SAMP ID

## INORGANIC ANALYSIS DATA SHEET

TAFBS-S-4CS

Lab Name: RTI Laboratories, Inc.

Contract:

Lab Code: GLEN01ClientID: USA17Workorder No.: 2006454Matrix: SoilLab Sample ID: 2006454-010A% Solids: 0Date Received: 6/23/2020 9:45 AMConcentration Units: wt%Date Analyzed: 6/25/2020 1:00 PMTotal/Dissolved: (Total)Date Collected: 6/22/2020 10:09 AMInstrument ID: BAL3Batch ID: R119158

CAS No.	Analyte	Concentration	C	Q	DL	LOD	LOQ	M
7732-18-5	Percent Moisture	3.1			1.0	1.0	1.0	B

## FORM I

CLIENT SAMP ID

## INORGANIC ANALYSIS DATA SHEET

TAFBS-S-5CS

Lab Name: RTI Laboratories, Inc.

Contract:

Lab Code: GLEN01ClientID: USA17Workorder No.: 2006454Matrix: SoilLab Sample ID: 2006454-011A% Solids: 0Date Received: 6/23/2020 9:45 AMConcentration Units: wt%Date Analyzed: 6/25/2020 1:00 PMTotal/Dissolved: (Total)Date Collected: 6/22/2020 10:21 AMInstrument ID: BAL3Batch ID: R119158

CAS No.	Analyte	Concentration	C	Q	DL	LOD	LOQ	M
7732-18-5	Percent Moisture	3.2			1.0	1.0	1.0	B



## FORM I

CLIENT SAMP ID

## INORGANIC ANALYSIS DATA SHEET

TAFBS-S-6CS

Lab Name: RTI Laboratories, Inc.

Contract:

Lab Code: GLEN01ClientID: USA17Workorder No.: 2006454Matrix: SoilLab Sample ID: 2006454-012A% Solids: 0Date Received: 6/23/2020 9:45 AMConcentration Units: wt%Date Analyzed: 6/25/2020 1:00 PMTotal/Dissolved: (Total)Date Collected: 6/22/2020 10:34 AMInstrument ID: BAL3Batch ID: R119158

CAS No.	Analyte	Concentration	C	Q	DL	LOD	LOQ	M
7732-18-5	Percent Moisture	7.5			1.0	1.0	1.0	B

## FORM I

CLIENT SAMP ID

## INORGANIC ANALYSIS DATA SHEET

TAFBS-S-65CS

Lab Name: RTI Laboratories, Inc.

Contract:

Lab Code: GLEN01ClientID: USA17Workorder No.: 2006454Matrix: SoilLab Sample ID: 2006454-013A% Solids: 0Date Received: 6/23/2020 9:45 AMConcentration Units: wt%Date Analyzed: 6/25/2020 1:00 PMTotal/Dissolved: (Total)Date Collected: 6/22/2020 10:54 AMInstrument ID: BAL3Batch ID: R119158

CAS No.	Analyte	Concentration	C	Q	DL	LOD	LOQ	M
7732-18-5	Percent Moisture	5.9			1.0	1.0	1.0	B

## FORM I

CLIENT SAMP ID

## INORGANIC ANALYSIS DATA SHEET

TAFBS-S-64CS

Lab Name: RTI Laboratories, Inc.

Contract:

Lab Code: GLEN01ClientID: USA17Workorder No.: 2006454Matrix: SoilLab Sample ID: 2006454-014A% Solids: 0Date Received: 6/23/2020 9:45 AMConcentration Units: wt%Date Analyzed: 6/25/2020 1:00 PMTotal/Dissolved: (Total)Date Collected: 6/22/2020 11:01 AMInstrument ID: BAL3Batch ID: R119158

CAS No.	Analyte	Concentration	C	Q	DL	LOD	LOQ	M
7732-18-5	Percent Moisture	12			1.0	1.0	1.0	B

## FORM I

CLIENT SAMP ID

## INORGANIC ANALYSIS DATA SHEET

TAFBS-S-63CS

Lab Name: RTI Laboratories, Inc.

Contract:

Lab Code: GLEN01ClientID: USA17Workorder No.: 2006454Matrix: SoilLab Sample ID: 2006454-015A% Solids: 0Date Received: 6/23/2020 9:45 AMConcentration Units: wt%Date Analyzed: 6/25/2020 1:00 PMTotal/Dissolved: (Total)Date Collected: 6/22/2020 11:18 AMInstrument ID: BAL3Batch ID: R119158

CAS No.	Analyte	Concentration	C	Q	DL	LOD	LOQ	M
7732-18-5	Percent Moisture	7.9			1.0	1.0	1.0	B

## FORM I

CLIENT SAMP ID

## INORGANIC ANALYSIS DATA SHEET

TAFBS-S-62CS

Lab Name: RTI Laboratories, Inc.

Contract:

Lab Code: GLEN01ClientID: USA17Workorder No.: 2006454Matrix: SoilLab Sample ID: 2006454-016A% Solids: 0Date Received: 6/23/2020 9:45 AMConcentration Units: wt%Date Analyzed: 6/25/2020 1:00 PMTotal/Dissolved: (Total)Date Collected: 6/22/2020 11:31 AMInstrument ID: BAL3Batch ID: R119158

CAS No.	Analyte	Concentration	C	Q	DL	LOD	LOQ	M
7732-18-5	Percent Moisture	3.6			1.0	1.0	1.0	B

## FORM I

CLIENT SAMP ID

## INORGANIC ANALYSIS DATA SHEET

TAFBS-S-61CS

Lab Name: RTI Laboratories, Inc.

Contract:

Lab Code: GLEN01ClientID: USA17Workorder No.: 2006454Matrix: SoilLab Sample ID: 2006454-017A% Solids: 0Date Received: 6/23/2020 9:45 AMConcentration Units: wt%Date Analyzed: 6/25/2020 1:00 PMTotal/Dissolved: (Total)Date Collected: 6/22/2020 11:41 AMInstrument ID: BAL3Batch ID: R119158

CAS No.	Analyte	Concentration	C	Q	DL	LOD	LOQ	M
7732-18-5	Percent Moisture	6.1			1.0	1.0	1.0	B

## FORM I

CLIENT SAMP ID

## INORGANIC ANALYSIS DATA SHEET

TAFBS-S-60CS

Lab Name: RTI Laboratories, Inc.

Contract:

Lab Code: GLEN01ClientID: USA17Workorder No.: 2006454Matrix: SoilLab Sample ID: 2006454-018A% Solids: 0Date Received: 6/23/2020 9:45 AMConcentration Units: wt%Date Analyzed: 6/25/2020 1:00 PMTotal/Dissolved: (Total)Date Collected: 6/22/2020 11:50 AMInstrument ID: BAL3Batch ID: R119158

CAS No.	Analyte	Concentration	C	Q	DL	LOD	LOQ	M
7732-18-5	Percent Moisture	2.5			1.0	1.0	1.0	B

## FORM I

CLIENT SAMP ID

## INORGANIC ANALYSIS DATA SHEET

TAFBS-S-59CS

Lab Name: RTI Laboratories, Inc.

Contract:

Lab Code: GLEN01ClientID: USA17Workorder No.: 2006454Matrix: SoilLab Sample ID: 2006454-019A% Solids: 0Date Received: 6/23/2020 9:45 AMConcentration Units: wt%Date Analyzed: 6/25/2020 1:00 PMTotal/Dissolved: (Total)Date Collected: 6/22/2020 12:02 PMInstrument ID: BAL3Batch ID: R119158

CAS No.	Analyte	Concentration	C	Q	DL	LOD	LOQ	M
7732-18-5	Percent Moisture	8.1			1.0	1.0	1.0	B



## FORM I

CLIENT SAMP ID

## INORGANIC ANALYSIS DATA SHEET

TAFBS-S-58CS

Lab Name: RTI Laboratories, Inc.

Contract:

Lab Code: GLEN01ClientID: USA17Workorder No.: 2006454Matrix: SoilLab Sample ID: 2006454-020A% Solids: 0Date Received: 6/23/2020 9:45 AMConcentration Units: wt%Date Analyzed: 6/25/2020 1:00 PMTotal/Dissolved: (Total)Date Collected: 6/22/2020 12:19 PMInstrument ID: BAL3Batch ID: R119158

CAS No.	Analyte	Concentration	C	Q	DL	LOD	LOQ	M
7732-18-5	Percent Moisture	7.8			1.0	1.0	1.0	B

## FORM I

CLIENT SAMP ID

## INORGANIC ANALYSIS DATA SHEET

TAFBS-S-57CS

Lab Name: RTI Laboratories, Inc.

Contract:

Lab Code: GLEN01ClientID: USA17Workorder No.: 2006454Matrix: SoilLab Sample ID: 2006454-021A% Solids: 0Date Received: 6/23/2020 9:45 AMConcentration Units: wt%Date Analyzed: 6/26/2020 12:30 PMTotal/Dissolved: (Total)Date Collected: 6/22/2020 12:28 PMInstrument ID: BAL3Batch ID: R119220

CAS No.	Analyte	Concentration	C	Q	DL	LOD	LOQ	M
7732-18-5	Percent Moisture	6.2			1.0	1.0	1.0	B

## FORM I

CLIENT SAMP ID

## INORGANIC ANALYSIS DATA SHEET

TAFBS-S-56CS

Lab Name: RTI Laboratories, Inc.

Contract:

Lab Code: GLEN01ClientID: USA17Workorder No.: 2006454Matrix: SoilLab Sample ID: 2006454-022A% Solids: 0Date Received: 6/23/2020 9:45 AMConcentration Units: wt%Date Analyzed: 6/26/2020 12:30 PMTotal/Dissolved: (Total)Date Collected: 6/22/2020 12:36 PMInstrument ID: BAL3Batch ID: R119220

CAS No.	Analyte	Concentration	C	Q	DL	LOD	LOQ	M
7732-18-5	Percent Moisture	13			1.0	1.0	1.0	B

## FORM I

CLIENT SAMP ID

## INORGANIC ANALYSIS DATA SHEET

TAFBS-S-55CS

Lab Name: RTI Laboratories, Inc.

Contract:

Lab Code: GLEN01ClientID: USA17Workorder No.: 2006454Matrix: SoilLab Sample ID: 2006454-023A% Solids: 0Date Received: 6/23/2020 9:45 AMConcentration Units: wt%Date Analyzed: 6/26/2020 12:30 PMTotal/Dissolved: (Total)Date Collected: 6/22/2020 12:48 PMInstrument ID: BAL3Batch ID: R119220

CAS No.	Analyte	Concentration	C	Q	DL	LOD	LOQ	M
7732-18-5	Percent Moisture	6.9			1.0	1.0	1.0	B

## FORM I

CLIENT SAMP ID

## INORGANIC ANALYSIS DATA SHEET

TAFBS-S-54CS

Lab Name: RTI Laboratories, Inc.

Contract:

Lab Code: GLEN01ClientID: USA17Workorder No.: 2006454Matrix: SoilLab Sample ID: 2006454-024A% Solids: 0Date Received: 6/23/2020 9:45 AMConcentration Units: wt%Date Analyzed: 6/26/2020 12:30 PMTotal/Dissolved: (Total)Date Collected: 6/22/2020 12:56 PMInstrument ID: BAL3Batch ID: R119220

CAS No.	Analyte	Concentration	C	Q	DL	LOD	LOQ	M
7732-18-5	Percent Moisture	5.7			1.0	1.0	1.0	B

## FORM I

CLIENT SAMP ID

## INORGANIC ANALYSIS DATA SHEET

TAFBS-S-53CS

Lab Name: RTI Laboratories, Inc.

Contract:

Lab Code: GLEN01ClientID: USA17Workorder No.: 2006454Matrix: SoilLab Sample ID: 2006454-025A% Solids: 0Date Received: 6/23/2020 9:45 AMConcentration Units: wt%Date Analyzed: 6/26/2020 12:30 PMTotal/Dissolved: (Total)Date Collected: 6/22/2020 1:05 PMInstrument ID: BAL3Batch ID: R119220

CAS No.	Analyte	Concentration	C	Q	DL	LOD	LOQ	M
7732-18-5	Percent Moisture	5.7			1.0	1.0	1.0	B

## FORM I

CLIENT SAMP ID

## INORGANIC ANALYSIS DATA SHEET

TAFBS-S-52CS

Lab Name: RTI Laboratories, Inc.

Contract:

Lab Code: GLEN01ClientID: USA17Workorder No.: 2006454Matrix: SoilLab Sample ID: 2006454-026A% Solids: 0Date Received: 6/23/2020 9:45 AMConcentration Units: wt%Date Analyzed: 6/26/2020 12:30 PMTotal/Dissolved: (Total)Date Collected: 6/22/2020 1:15 PMInstrument ID: BAL3Batch ID: R119220

CAS No.	Analyte	Concentration	C	Q	DL	LOD	LOQ	M
7732-18-5	Percent Moisture	6.2			1.0	1.0	1.0	B

## FORM I

CLIENT SAMP ID

## INORGANIC ANALYSIS DATA SHEET

TAFBS-S-51CS

Lab Name: RTI Laboratories, Inc.

Contract:

Lab Code: GLEN01ClientID: USA17Workorder No.: 2006454Matrix: SoilLab Sample ID: 2006454-027A% Solids: 0Date Received: 6/23/2020 9:45 AMConcentration Units: wt%Date Analyzed: 6/26/2020 12:30 PMTotal/Dissolved: (Total)Date Collected: 6/22/2020 1:25 PMInstrument ID: BAL3Batch ID: R119220

CAS No.	Analyte	Concentration	C	Q	DL	LOD	LOQ	M
7732-18-5	Percent Moisture	5.5			1.0	1.0	1.0	B



## FORM I

CLIENT SAMP ID

## INORGANIC ANALYSIS DATA SHEET

TAFBS-S-  
66LR1Lab Name: RTI Laboratories, Inc.

Contract:

Lab Code: GLEN01ClientID: USA17Workorder No.: 2006454

Matrix:

Lab Sample ID: 2006454-001ADUP% Solids: 0Date Received: 6/23/2020 9:45 AMConcentration Units: wt%Date Analyzed: 6/25/2020 1:00 PMTotal/Dissolved: (Total)

Date Collected:

Instrument ID: BAL3Batch ID: R119158

CAS No.	Analyte	Concentration	C	Q	DL	LOD	LOQ	M
7732-18-5	Percent Moisture	2.2			1.0	1.0	1.0	B

## FORM I

CLIENT SAMP ID

## INORGANIC ANALYSIS DATA SHEET

TAFBS-S- 58LR1
-------------------

Lab Name: RTI Laboratories, Inc.

Contract:

Lab Code: GLEN01ClientID: USA17Workorder No.: 2006454

Matrix:

Lab Sample ID: 2006454-020ADUP% Solids: 0Date Received: 6/23/2020 9:45 AMConcentration Units: wt%Date Analyzed: 6/25/2020 1:00 PMTotal/Dissolved: (Total)

Date Collected:

Instrument ID: BAL3Batch ID: R119158

CAS No.	Analyte	Concentration	C	Q	DL	LOD	LOQ	M
7732-18-5	Percent Moisture	6.4			1.0	1.0	1.0	B

## FORM I

CLIENT SAMP ID

## INORGANIC ANALYSIS DATA SHEET

TAFBS-S-  
57LR1Lab Name: RTI Laboratories, Inc.

Contract:

Lab Code: GLEN01ClientID: USA17Workorder No.: 2006454

Matrix:

Lab Sample ID: 2006454-021ADUP% Solids: 0Date Received: 6/23/2020 9:45 AMConcentration Units: wt%Date Analyzed: 6/26/2020 12:30 PMTotal/Dissolved: (Total)

Date Collected:

Instrument ID: BAL3Batch ID: R119220

CAS No.	Analyte	Concentration	C	Q	DL	LOD	LOQ	M
7732-18-5	Percent Moisture	6.5			1.0	1.0	1.0	B

## FORM I

CLIENT SAMP ID

## INORGANIC ANALYSIS DATA SHEET

ZZZZZZ

Lab Name: RTI Laboratories, Inc.

Contract:

Lab Code: GLEN01ClientID: USA17Workorder No.: 2006454

Matrix:

Lab Sample ID: 2006533-007ADUP% Solids: 0Date Received: 6/23/2020 9:45 AMConcentration Units: wt%Date Analyzed: 6/26/2020 12:30 PMTotal/Dissolved: (Total)

Date Collected:

Instrument ID: BAL3Batch ID: R119220

CAS No.	Analyte	Concentration	C	Q	DL	LOD	LOQ	M
7732-18-5	Percent Moisture	8.5			1.0	1.0	1.0	B

FORM VI  
 DUPLICATES

CLIENT SAMP ID

TAFBS-S-57

Lab Name: RTI Laboratories, Inc.

Contract:

Lab Code: GLEN01

Workorder No: 2006454

Matrix: Soil

Level (low/med): LOW

% Solids for Sample: 0

Concentration Units: wt%

Analyte	Control Limit	Sample (S)	C	Duplicate (D)	C	RPD	Q	M
Percent Moisture	20	6.2		6.5		5.10		B

FORM VI  
 DUPLICATES

CLIENT SAMP ID

TAFBS-S-58

Lab Name: RTI Laboratories, Inc.

Contract:

Lab Code: GLEN01

Workorder No: 2006454

Matrix: Soil

Level (low/med): LOW

% Solids for Sample: 0

Concentration Units: wt%

Analyte	Control Limit	Sample (S)	C	Duplicate (D)	C	RPD	Q	M
Percent Moisture	20	7.8		6.4		19.0		B

FORM VI  
DUPLICATES

CLIENT SAMP ID

TAFBS-S-66

Lab Name: RTI Laboratories, Inc.

Contract:

Lab Code: GLEN01

Workorder No: 2006454

Matrix: Soil

Level (low/med): LOW

% Solids for Sample: 0

Concentration Units: wt%

Analyte	Control Limit	Sample (S)	C	Duplicate (D)	C	RPD	Q	M
Percent Moisture	20	2.3		2.2		4.10		B

FORM VI  
 DUPLICATES

CLIENT SAMP ID

ZZZZZZ

Lab Name: RTI Laboratories, Inc.

Contract:

Lab Code: GLEN01

Workorder No: 2006454

Matrix: Soil

Level (low/med): LOW

% Solids for Sample: 0

Concentration Units: wt%

Analyte	Control Limit	Sample (S)	C	Duplicate (D)	C	RPD	Q	M
Percent Moisture	20	8.9		8.5		4.75		B



Balance #

3

PB602-S

+/- 0.02

Date	Time	1.00g Reading	10.00g Reading	50.00g reading	100.00g Reading	Initials
06/01/2020						
06/02/2020						
06/03/2020	10:41	1.00	10.00	50.00	100.01	JL
06/04/2020	2	2	2	2	2	ASP
06/05/2020	10:45	1:02	10.00	50.00	100.01	ASP
06/06/2020	2	2	2	2	2	ASP
06/07/2020	2	2	2	2	2	ASP
06/08/2020	7:20	1:02	10.00	50.00	100.01	ASP
06/09/2020	7:25	1:01	10.01	50.01	100.01	ASP
06/10/2020	7:25	1:01	10.01	50.01	100.01	ASP
06/11/2020	14:00	0.99	10.00	50.00	99.99	gm
06/12/2020	9:00	1.00	10.00	50.00	100.00	gm
06/13/2020	/	/	/	/	/	/
06/14/2020	/	/	/	/	/	/
06/15/2020	10:00	1.00	10.01	50.00	100.01	gm
06/16/2020	9:40	1.00	10.00	50.00	100.00	ASP
06/17/2020	8:50	1.01	10.00	50.00	100.00	gm
06/18/2020	7:40	1.00	10.00	50.00	100.01	ASP
06/19/2020	9:00	1.00	10.00	50.00	100.00	gm
06/20/2020	/	/	/	/	/	/
06/21/2020	/	/	/	/	/	/
06/22/2020	9:10	1.00	10.00	50.01	100.00	gm
06/23/2020	6:45	1.00	10.00	50.00	100.01	ASP
06/24/2020	8:50	1.00	10.01	50.01	100.01	gm
06/25/2020	11:00	1.00	10.00	50.01	100.01	gm
06/26/2020	10:30	1.0	9.99	50.00	100.00	
06/27/2020						
06/28/2020			N.S			
06/29/2020	12:40	1.00	<del>50.01</del> 10.00	50.01	100.01	NS
06/30/2020	11:10	1.00	10.00	50.00	100.00	PS

not used  
6/3/20 JL

Not used

Not used  
6/8/2020

not used  
gm 6/15/20

Not used  
6/20/2020

# PMOIST Data

Oven	Date/Time In	Temp C	Date/Time Out	Temp C
5	6/25/2020 13:00	103	6/25/2020 15:00	103
5	6/25/2020 16:00	103	6/26/2020 10:20	103
5	6/26/20 10:40	103	6/26/20 13:10	103

Analyst	Analysis Date/Time
GMSR	6/25/2020 13:00

Filter #	Sample ID	Pan Tare Weight (g)	Sample + Tare Weight (g)	First Dry Weight (g)	Second Dry Weight (g)	CW	Third Dry Weight (g)	CW	Percent Moisture
1	2006454-001A	1.2900	12.3900	12.1700	12.1300				2.3423
2	2006454-001ADUP	1.2900	12.4100	12.2000	12.1600				2.2482
3	2006454-002A	1.3000	12.0300	11.5100	11.4700				5.2190
4	2006454-003A	1.2900	12.5200	12.1000	12.0500				4.1852
5	'2006454-004A	1.2900	12.6300	12.3000	12.2600				3.2628
6	2006454-005A	1.2800	13.3100	12.9000	12.8800				3.5744
7	2006454-006A	1.2900	13.5200	13.3100	13.2700				2.0442
8	2006454-007A	1.2900	12.3400	11.7000	11.6500				6.2443
9	2006454-008A	1.2900	12.9600	12.7500	12.7200				2.0566
10	2006454-009A	1.2800	12.5500	12.2900	12.2400				2.7507
11	2006454-010A	1.3000	12.3200	12.0200	11.9800				3.0853
12	2006454-011A	1.2900	12.2700	11.9600	11.9200				3.1876
13	2006454-012A	1.2900	12.7400	11.9100	11.8800				7.5109
14	2006454-013A	1.2900	12.6600	12.0300	11.9900				5.8927
15	2006454-014A	1.2900	13.1200	11.7700	11.7300				11.7498
16	2006454-015A	1.2900	13.1300	12.2300	12.1900				7.9392
17	2006454-016A	1.2900	13.7600	13.3600	13.3100				3.6087
18	2006454-017A	1.2800	12.6000	11.9600	11.9100				6.0954
19	2006454-018A	1.2900	12.1700	11.9200	11.9000				2.4816
20	2006454-019A	1.2800	12.7900	11.9100	11.8600				8.0799
21	2006454-020A	1.2700	12.4800	11.6600	11.6100				7.7609
22	2006454-020ADUP	1.2900	12.8300	12.1400	12.0900				6.4125
23									
24									

PMOIST\_20170720.xls

Balance # 3 PB602-S +/- 0.02

Date	Time	1.00g Reading	10.00g Reading	50.00g reading	100.00g Reading	Initials
06/01/2020						
06/02/2020						
06/03/2020	10:41	1.00	10.00	50.00	100.01	JL
06/04/2020	2	2	2	2	2	ASP
06/05/2020	10:45	1:02	10.00	50.00	100.01	ASP
06/06/2020	2	2	2	2	2	ASP
06/07/2020	2	2	2	2	2	ASP
06/08/2020	7:20	1:02	10.00	50.00	100.01	ASP
06/09/2020	7:25	1:01	10.01	50.01	100.01	ASP
06/10/2020	7:25	1:01	10.01	50.01	100.01	ASP
06/11/2020	14:00	0.99	10.00	50.00	99.99	gm
06/12/2020	9:00	1.00	10.00	50.00	100.00	gm
06/13/2020	/	/	/	/	/	/
06/14/2020	/	/	/	/	/	/
06/15/2020	10:00	1.00	10.01	50.00	100.01	gm
06/16/2020	9:40	1.00	10.00	50.00	100.00	ASP
06/17/2020	8:50	1.01	10.00	50.00	100.00	gm
06/18/2020	7:40	1.00	10.00	50.00	100.01	ASP
06/19/2020	9:00	1.00	10.00	50.00	100.00	gm
06/20/2020	/	/	/	/	/	/
06/21/2020	/	/	/	/	/	/
06/22/2020	9:10	1.00	10.00	50.01	100.00	gm
06/23/2020	6:45	1.00	10.00	50.00	100.01	ASP
06/24/2020	8:50	1.00	10.01	50.01	100.01	gm
06/25/2020	11:00	1.00	10.00	50.01	100.01	gm
06/26/2020	10:30	1.0	9.99	50.00	100.00	
06/27/2020						
06/28/2020			N.S			
06/29/2020	12:40	1.00	<del>50.01</del> 10.00	50.01	100.01	NS
06/30/2020	11:10	1.00	10.00	50.00	100.00	PS

not used  
6/3/20 JL

Not used

Not used  
6/8/2020

not used  
gm 6/15/20

Not used  
6/20/2020

## PMOIST Data

Oven	Date/Time In	Temp C	Date/Time Out	Temp C
5	6/26/2020 12:20	103	6/26/2020 13:20	103
5	6/26/2020 13:50	103	6/30/2020 11:20	103
5	6/30/20 11:30	103	6/30/20 14:00	103

Analyst	Analysis Date/Time
GMSR	6/26/2020 12:20

Filter #	Sample ID	Pan Tare Weight (g)	Sample + Tare Weight (g)	First Dry Weight (g)	Second Dry Weight (g)	CW	Third Dry Weight (g)	CW	Percent Moisture
1	2006454-021A	1.2800	13.8400	13.0500	13.0600				6.2102
2	2006454-021ADUP	1.2800	13.9800	13.1500	13.1500				6.5354
3	2006454-022A	1.2800	12.9000	11.3800	11.3800				13.0809
4	2006454-023A	1.2900	12.8600	12.0700	12.0600				6.9144
5	2006454-024A	1.2700	12.2300	11.6400	11.6100				5.6569
6	2006454-025A	1.2800	13.3900	12.7100	12.7000				5.6978
7	2006454-026A	1.2800	13.3900	12.6500	12.6400				6.1932
8	2006454-027A	1.2800	13.4300	12.7600	12.7600				5.5144
9	2006454-028A	1.2800	16.4100	15.4900	15.5000				6.0145
10	2006510-005A	1.2700	21.3100	21.2300	21.2500				0.2994
11	2006532-001A	1.2800	13.6700	8.1300	8.0900				45.0363
12	2006533-001A	1.2700	12.7400	11.4700	11.4800				10.9852
13	2006533-002A	1.2800	13.3700	12.1100	12.1000				10.5045
14	2006533-003A	1.2900	15.6600	12.8500	12.8100				19.8330
15	2006533-004A	1.2800	12.7400	11.0000	10.9600				15.5323
16	2006533-005A	1.2700	13.4200	10.5400	10.5000				24.0329
17	2006533-006A	1.2800	13.7700	13.4700	13.4300				2.7222
18	2006533-007A	1.2800	13.5300	12.4500	12.4400				8.8980
19	2006533-007ADUP	1.2800	13.8900	12.8200	12.8200				8.4853
20	2006479-001A	1.2800	13.8200	12.7800	12.7900				8.2137
21	2006479-002A	1.2800	12.1200	11.1600	11.1200				9.2251
22	2006479-003A	1.2800	12.7900	11.6200	11.6000				10.3388

---

# Analytical Report

## Level IV Data Package

**Work Order #: 2006479**

Project: Travis AFB Runway 21R/03L  
Contract: W9123818D0012  
PO#: W9123820F0065

Project No: W9123820F0065

USACE Sacramento District  
Jennifer Neuhard  
1325 J. St. ED-ED  
Sacramento, CA 95814

Reviewed & Approved By:



Date: 08/14/2020

Melinda Place, Quality Control Chemist

---

RTI Laboratories  
31628 Glendale St.  
Livonia, MI 48150

TEL: (734) 422-8000  
FAX: (734) 422-5342  
Website: [www.rtilab.com](http://www.rtilab.com)

## Table of Contents

USACE Sacramento District

Project: Travis AFB Runway 21R/03L

Contract #: W9123820F0065

RTI Laboratories, Work Order # 2006479

1 Case Narrative.....	1
2 Definitions and Acronyms.....	3
3 Chain of Custody and Sample Receiving Documents.....	4
4 Sample Receipt Checklist.....	6
5 Workorder Sample Summary.....	8
6 Dates Report.....	9
7 Analytical Report.....	11
8 QC Summary Report.....	18
9 CLP-Like Organic	
<b>9.1 VOCs</b>	
<b>9.1.1 Nonhalogenated Organics, GC/FID - SW_8015S-GRO</b>	
9.1.1.1 Form I	25
9.1.1.2 Form II	40
9.1.1.3 Form III	41
9.1.1.4 Form III_A	43
9.1.1.5 Form IV	45
9.1.1.6 Form VI B	47
9.1.1.7 Form VI C	48
9.1.1.8 Form VII B	49
9.1.1.9 Form VIII_D	54
9.1.1.10 Run 120047	58
9.1.1.11 Run 120051	90
9.1.1.12 ICAL Run 118287	123
<b>9.2 SVOCs</b>	
<b>9.2.1 Petroleum Hydrocarbons - SW_8015S-DRO</b>	
9.2.1.1 Form I	147
9.2.1.2 Form II	159
9.2.1.3 Form III	160
9.2.1.4 Form IV	162
9.2.1.5 Form VI B	163
9.2.1.6 Form VI C	164
9.2.1.7 Form VII B	165
9.2.1.8 Form VIII_D	178
9.2.1.9 Run 119409	182
9.2.1.10 Run 119485	229
9.2.1.11 ICAL Run 116937	283
<b>9.2.2 Prep</b>	
9.2.2.1 Batch Id 51991 - SW_3550-DRO	337
10 CLP-Like Inorganic	
<b>10.1 Metals 6020/6010</b>	
<b>10.1.1 Metals, ICP/MS - SW_6020S</b>	
10.1.1.1 Form I	339
10.1.1.2 Form II_A	350
10.1.1.3 Form II_B	354
10.1.1.4 Form III	355

10.1.1.5 FormIV	358
10.1.1.6 FormV_C	359
10.1.1.7 FormVII	360
10.1.1.8 FormVIII-PD	361
10.1.1.9 FormIX	362
10.1.1.10 FormXI	364
10.1.1.11 Form XII	365
10.1.1.12 FormXIII	366
10.1.1.13 FormXV	371
10.1.1.14 Run 119517	373
<b>10.1.2 Prep</b>	
10.1.2.1 Batch Id 52061 - SW_3050	492
<b>10.2 Balance</b>	
<b>10.2.1 Percent Moisture - PMOIST</b>	
10.2.1.1 FormI	493
10.2.1.2 FormVI	504
10.2.1.3 Run 119220	508
10.2.1.4 Run 119286	510



**RTI Laboratories, Inc.**

Date: 14 Aug, 2020

**CLIENT:** USACE Sacramento District  
**Project Name:** Travis AFB Runway 21R/03L  
**Project Number:** W9123820F0065  
**Work Order:** 2006479

**CASE NARRATIVE****SAMPLE RECEIPT:**

Samples were received at RTI Laboratories, Inc., Livonia, MI via FedEx delivery on 06/24/2020. Samples were received on wet ice and sample blank temperatures are recorded on the chain of custody and sample receiving documents. Sample preservation is checked on receipt (where applicable) and noted on the chain of custody. Adjustments required for sample preservation (when performed) are recorded for the affected samples. The sample set consisted of 7 soil samples and 1 water, trip blank sample. Trip Blank sample was not analyzed.

**SAMPLE ANALYSIS:**

Samples were analyzed at the RTI Livonia Laboratory for:  
Petroleum Hydrocarbons (DRO) – EPA Methods 3550C/8015D  
Non-Halogenated Organics - Petroleum Hydrocarbons (GRO) – EPA Method 8015D  
Metals - ICPMS: EPA Methods 3050B/6020B  
Percent Moisture: ASTM Method D2216

All samples for GRO analysis (Samples 2006479-001B - 007B) were analyzed approx. 10-13 days beyond the holding time.

**QUALITY CONTROL:****Petroleum Hydrocarbon Analyses (DRO):**

All sample analyses included a Method Blank, LCS and MS/MSD where applicable. All QC parameters were within established control limits except where noted on the QC forms or below. Initial and continuing calibration results were within method specifications.

Surrogate recoveries were within control limits except as noted below.

- Sample 200479-006: Recovery for surrogate Squalene (132%) exceeded control limits.

**Batch ID 51991:**

- LCSD-51991: Recovery for DRO (141%) exceeded control limits.
- Sample 2006454-027AMS: Recovery for DRO (132%) exceeded control limits.
- Sample 2006454-027AMSD: Recovery for DRO (133%) exceeded control limits.

**Petroleum Hydrocarbon Analyses (GRO):**

All sample analyses included a Method Blank, LCS and MS/MSD where applicable. All QC parameters were within established control limits except where noted on the QC forms or below. Initial and continuing calibration results were within method specifications.

Surrogate recoveries were within control limits.

*Case Narrative Page i of ii*



**RTI Laboratories, Inc.**

Date: 14 Aug, 2020

**CLIENT:** USACE Sacramento District  
**Project Name:** Travis AFB Runway 21R/03L  
**Project Number:** W9123820F0065  
**Work Order:** 2006479

**CASE NARRATIVE****Metals Analyses:**


Quality control samples for metals included duplicates, LCS, MS/MSD, post digestion spikes (where applicable) and serial dilutions (where applicable). All calibration standards, continuing calibration check standards and other QC parameters were within established control limits except if noted.

**Wet Chemistry Analyses:**

All sample analyses included the method specified quality control samples.

No other problems were noted during the analytical events associated with this project.

I certify that this data package is in compliance with the terms and conditions of the contract, both technically and for completeness, for other than the conditions detailed above. Release of the data contained in this hardcopy data package and in the computer-readable data submitted has been authorized by the Laboratory Director or his designee, as verified by the following signature.

Signed:   
Charles O'Bryan, Quality Management

Date: August 14, 2020

---

DEFINITIONS:

DF: Dilution factor; the dilution factor applied to the prepared sample.

DL: Detection Limit; The lowest concentration of analyte that can be detected by the method in the applicable matrix.

DUP: Duplicate; aliquots of a sample taken from the same container under laboratory conditions and processed and analyzed independently, used to calculate Precision (%RPD).

LCS: Laboratory Control Sample; prepared by adding a known amount of target analytes to a specified amount of clean matrix and prepared with the batch of samples, used to calculate Accuracy (%REC).

LCSD: A duplicate LCS sample, used to calculate both Accuracy (%REC) and Precision (%RPD)

LOD: Limit of Detection; a laboratory verified concentration that can be detected at three times greater than the noise level. This concentration is equal to or greater than the DL.

LOQ: Limit of Quantitation; The lowest verified limit to which data is quantified without qualifications. Analyte concentrations below the LOQ are reported with a "J" qualifier.

MBLK: Method Blank; a sample of similar matrix that does not contain target analytes or interference that may impact the analytical results and is processed simultaneously with and under the same conditions as samples through all steps of the analytical procedure, used to assess and verify that the analytical process is free of contamination.

Mg/Kg or mg/L: Units of part per million (PPM) – milligram per Kilogram (W/W) or milligram per Liter (W/V).

MS: Matrix Spike; prepared by adding a known amount of target analytes to a specified amount of matrix sample for which an independent estimate of target analyte concentration is available, used to calculate Accuracy (%REC)

MSD: A duplicate MS sample, used to calculate both Accuracy (%REC) and Precision (%RPD)

% REC: Percent Recovery of a known spike (SPK); a measure of accuracy expressed as a percentage of a measured (recovered) concentration compared to the known concentration (SPK) added to the sample. This is compared to the Low Limit and High Limit.

% RPD: Relative Percent Difference; a measure of precision expressed as a percentage of the difference between two duplicates relative to the average concentration. This is compared to the RPD Limit.

Qual: Qualifier that applies to the analyte reported

SPK: Spike; used in the QC section for both SPK Value and SPK Ref Val

Ug/Kg or ug/L: Units of part per billion (PPB) – microgram per Kilogram (W/W) or microgram per Liter (W/V).

## QUALIFIERS:

\*: Reported value exceeds the maximum allowed concentration by regulation or permit.

B: Analyte detected in the associated Method Blank at a concentration greater than 1/2 the LOQ

G: ICB/CCB result is greater than the MDL

H: Holding time for preparation or analysis has been exceeded

J: Estimated result. Greater uncertainty is associated with this result and data reported is estimated.

M: Manual Integration used to determine area response

P: Second column RPD exceeds 40%

Q: % REC exceeded control limits. When applied to sample analytes - denotes an associated LCS recovery that exceeded control limits.

R: % RPD exceeds control limits

T: MBLK result is greater than 1/2 of the LOQ

U: The analyte concentration is less than the DL. The result is reported as less than the LOD

X: Matrix spike recovery for the noted analyte exceeded control limits. Applied to the MS/MSD parent sample.

Y: Percent Difference/Drift in the associated CCV exceeded acceptance criteria.

Z: Percent Difference/Drift in the associated ICV exceeded acceptance criteria.

RR: Analysis produced unusable data. Presence or absence of the analyte cannot be determined.



# CHAIN OF CUSTODY

RTI LABORATORIES

Environmental Sciences Division

31628 Glendale Street  
Livonia MI, 48150

Materials Testing Division

33080 Industrial Road  
Livonia, MI 48150

PAGE: 1	OF: 1
---------	-------

PHONE: (734) 422-8000  
FAX: (734) 422-5342  
www.rtilab.com

RTI WORK ORDER NO:

**2006 479**

Please Include Email Address of Report Recipient !!!

SUBMITTING COMPANY: <b>US Army Corps of Engineers</b>		REPORT TO (Name): <b>Steph Allen</b>		BILL TO:	
PROJECT NAME: <b>Travis AFB, 21R103L</b>	PROJECT #:	QUOTE #:	COMPANY: <b>RTI Laboratories</b>	COMPANY: <b>US Army Corps of Engineers</b>	
SAMPLING LOCATION (STATE or COUNTRY): <b>Travis AFB, Fairfield, CA</b>			ADDRESS: <b>31628 Glendale Street</b>		ADDRESS: <b>1325 J Street</b>
SPECIAL INSTRUCTIONS / COMMENTS:			CITY, STATE, ZIP: <b>Livonia, MI 48150</b>		CITY, STATE, ZIP: <b>Sacramento CA 95814</b>
			PHONE: <b>(734) 422-8000 EXT 214</b>		P.O. NUMBER: <b>W9123820F0065</b>

SAMPLER'S PRINTED NAME: <b>Patricia Flanders</b>			SAMPLER'S SIGNATURE: <i>Patricia Flanders</i>			TESTS REQUESTED												
ITEM NUMBER	SAMPLE I.D.	DATE SAMPLED	TIME SAMPLED (24-hour format)	MATRIX CODE (see codes below)	NBR OF BOTTLES	NBR OF CONTAINERS AND PRESERVATIVES										pH Acceptable? Y/N (Lab only)	COMMENTS Methanol Preserved Weights HOT Sample Notation Additional Sample Description Air Volume, etc.	
						NONE	HCL	HNO <sub>3</sub>	H <sub>2</sub> SO <sub>4</sub>	NaOH	Methanol	OTHER						
1	TAFBS-S-25	6/23/20	1251	S	1	✓												
2	TAFBS-S-24	6/23/20	1308	S	1	✓												
3	TAFBS-S-23	6/23/20	1316	S	1	✓												
4	TAFBS-S-22	6/23/20	1328	S	1	✓												
5	TAFBS-S-21	6/23/20	1333	S	1	✓												
6	TAFBS-S-20	6/23/20	1347	S	1	✓												
7	TAFBS-S-19	6/23/20	1402	S	1	✓												
8	Temperature Blank	6/23/20		W	1													
9	TB0610200928	6/23/20		W	1													
10																		

Relinquished By: <i>Patricia Flanders</i>	Date: 6/23/20	Time: 1438	Received By: <i>Steph Allen</i>	Date: 6-24-2020	Time: 09:49	REPORT TRANSMITTAL DESIRED: <input type="checkbox"/> HARDCOPY (extra cost) <input type="checkbox"/> FAX <input checked="" type="checkbox"/> EMAIL <input type="checkbox"/> ONLINE	
ALL REPORTING IS VIA THE RTI "FLASHPOINT" ONLINE SYSTEM UNLESS OTHERWISE SPECIFIED						FOR LAB USE ONLY	
Temp of samples: <b>TB=1/8 °C</b> On Wet Ice? <b>yes</b>						Comments:	
TURNAROUND DESIRED: Standard <input checked="" type="checkbox"/> RUSH: Next BD <input type="checkbox"/> 2nd BD <input type="checkbox"/> 3rd BD <input type="checkbox"/>						Note: RUSH requests will incur surcharges!	

Distribution: White - Lab; Pink - Field				See reverse side for Laboratory Terms and Conditions of Service			
MATRIX CODES:		A = AIR SD = SOLID		DW = DRINKING WATER SL = SLUDGE		GW = GROUNDWATER SV = SOLVENT WASTE	
				Appendix E		L = LIQUID W = WATER	
						O = OIL WP = WIPE	
						WW = WASTE WATER SW = SURFACE WATER	

PR 2010-R  
847

ORIGIN ID:CCRA (916) 719-5022  
PATRICIA FLANDERS  
US ARMY CORPS OF ENGINEERS  
1325 J ST

SACRAMENTO, CA 95814  
UNITED STATES US

SHIP DATE: 23JUN20  
ACTWGT: 52.90 LB  
CAD: 6987009/SSF02110  
DIMS: 24x13x14 IN

BILL RECIPIENT

Part # 1562874

TO STEPH ALLEN  
RTI LABORATORIES  
31628 GLENDALE ST

LIVONIA MI 48150

(734) 422-8000 X 214

REF:

INVT  
PO1

DEPT:


CUSTODY SEALS

Date

6/23/20

Signature

Patricia Flanders



CUSTODY SEALS

Date

6/23/20

Signature

Patricia Flanders

TRK# 8153 6946 3300  
0215


NL CFAA

WED - 24 JUN 10:30A  
PRIORITY OVERNIGHT

DSR

48150

MI-US DTW




PR 2010-R  
Temp Blank = 1.8°C  
ONICP



**RTI LABORATORIES, INC.**

RTI Laboratories  
31628 Glendale St.  
Livonia, MI 48150  
TEL: (734) 422-8000  
Website: www.rtilab.com

## Sample Receipt Checklist

Client Name: <b>USA17</b>		Work Order Number: <b>2006479</b>	
RCPNo: <b>1</b>	Date and Time Received: <b>6/24/2020 9:49:00 AM</b>	Received by: <b>Armando Flores</b>	
Completed By:		Reviewed By: 	
Completed Date: <b>6/24/2020 2:26:41 PM</b>		Reviewed Date: <b>7/6/2020 11:17 AM</b>	

**Carrier Name: FedEx**

- |  |  |  |   |
|--|--|--|---|
| 1. Chain of custody present?                               | Yes <input checked="" type="checkbox"/>      | No <input type="checkbox"/>            |   |
| 2. Chain of custody signed when relinquished and received? | Yes <input checked="" type="checkbox"/>      | No <input type="checkbox"/>            |   |
| 3. Chain of custody agrees with sample labels?             | Yes <input checked="" type="checkbox"/>      | No <input type="checkbox"/>            | Not Present <input type="checkbox"/>            |
| 4. Are matrices correctly identified on Chain of custody?  | Yes <input checked="" type="checkbox"/>      | No <input type="checkbox"/>            |   |
| 5. Is it clear what analyses were requested?               | Yes <input checked="" type="checkbox"/>      | No <input type="checkbox"/>            |   |
| 6. Custody seals intact on sample bottles?                 | Yes <input type="checkbox"/>                 | No <input type="checkbox"/>            | Not Present <input checked="" type="checkbox"/> |
| 7. Samples in proper container/bottle?                     | Yes <input checked="" type="checkbox"/>      | No <input type="checkbox"/>            |   |
| 8. Were correct preservatives used and noted?              | Yes <input checked="" type="checkbox"/>      | No <input type="checkbox"/>            | NA <input type="checkbox"/>                     |
| 9. Sample containers intact?                               | Yes <input checked="" type="checkbox"/>      | No <input type="checkbox"/>            |   |
| 10. Sufficient sample volume for indicated test?           | Yes <input checked="" type="checkbox"/>      | No <input type="checkbox"/>            |   |
| 11. Were container labels complete (ID, Pres, Date)?       | Yes <input checked="" type="checkbox"/>      | No <input type="checkbox"/>            |   |
| 12. All samples received within holding time?              | Yes <input checked="" type="checkbox"/>      | No <input type="checkbox"/>            |   |
| 13. Was an attempt made to cool the samples?               | Yes <input checked="" type="checkbox"/>      | No <input type="checkbox"/>            | NA <input type="checkbox"/>                     |
| 14. All samples received at a temp. of > 0° C to 6.0° C?   | Yes <input checked="" type="checkbox"/>      | No <input type="checkbox"/>            | NA <input type="checkbox"/>                     |
| 15. Sample Temp. taken and recorded upon receipt?          | Yes <input type="checkbox"/>                 | No <input checked="" type="checkbox"/> | 1.8 To °C                                       |
| 16. Water - Were bubbles absent in VOC vials?              | Yes <input type="checkbox"/>                 | No <input type="checkbox"/>            | No Vials <input checked="" type="checkbox"/>    |
| 17. Water - Was there Chlorine Present?                    | Yes <input type="checkbox"/>                 | No <input type="checkbox"/>            | NA <input checked="" type="checkbox"/>          |
| 18. Water - pH acceptable upon receipt?                    | Yes <input type="checkbox"/>                 | No <input type="checkbox"/>            | No Water <input checked="" type="checkbox"/>    |
| 19. Are Samples considered acceptable?                     | Yes <input checked="" type="checkbox"/>      | No <input type="checkbox"/>            |   |
| 20. Custody Seals present?                                 | Yes <input checked="" type="checkbox"/>      | No <input type="checkbox"/>            |   |
| 21. Traffic Report or Packing Lists present?               | Yes <input type="checkbox"/>                 | No <input checked="" type="checkbox"/> |   |
| 22. Airbill or Sticker?                                    | Air Bill <input checked="" type="checkbox"/> | Sticker <input type="checkbox"/>       | Not Present <input type="checkbox"/>            |
| 23. Airbill No:  | 815369463300                                 |  |   |
| 24. Sample Tags Present?                                   | Yes <input type="checkbox"/>                 | No <input checked="" type="checkbox"/> |   |
| 25. Sample Tags Listed on COC?                             | Yes <input type="checkbox"/>                 | No <input checked="" type="checkbox"/> |   |
| 26. Tag Numbers:   |  |  |   |
| 27. Sample Condition?                                      | Intact <input checked="" type="checkbox"/>   | Broken <input type="checkbox"/>        | Leaking <input type="checkbox"/>                |
| 28. Response when temperature is outside of range:         |  |  |   |
| 29. Preservative added to bottles:                         | MeOH   |  |   |

Case Number:

SDG:

SAS:

Adjusted? \_\_\_\_\_

Checked by \_\_\_\_\_

Any No and/or NA (not applicable) response must be detailed in the comments section below.

Client Name: <b>USA17</b>	Work Order Number: <b>2006479</b>
Comment: 7soil samples: Weighed out & preserved in MeOH vial for GRO analysis on 6/24/2020. AF	
Client Contacted: Yes <input type="checkbox"/> No <input checked="" type="checkbox"/> NA <input type="checkbox"/>	Person Contacted:
Contact Mode: Phone <input type="checkbox"/> Fax: <input type="checkbox"/> Email: <input type="checkbox"/> In Person: <input type="checkbox"/>	
Date Contacted:	Contacted By:
Regarding:	
Client Instructions:	
CorrectiveAction:	

Cooler No	Temp °C	Condition	Seal Intact	Seal No	Seal Date	Signed By
PR2010-R	1.8	Good	Yes		6/23/2020 12:00:00 AM	Patricia Flanders

SampleID	ContainerID	Type	Vacuum Read (inch Hg)	Orig pH	Adj pH	Req Min pH	Req Max pH
2006479-001A	Cont-01 of 01	Bottle					
2006479-001B	Cont-01 of 01	Bottle					
2006479-002A	Cont-01 of 01	Bottle					
2006479-002B	Cont-01 of 01	Bottle					
2006479-003A	Cont-01 of 01	Bottle					
2006479-003B	Cont-01 of 01	Bottle					
2006479-004A	Cont-01 of 01	Bottle					
2006479-004B	Cont-01 of 01	Bottle					
2006479-005A	Cont-01 of 01	Bottle					
2006479-005B	Cont-01 of 01	Bottle					
2006479-006A	Cont-01 of 01	Bottle					
2006479-006B	Cont-01 of 01	Bottle					
2006479-007A	Cont-01 of 01	Bottle					
2006479-007B	Cont-01 of 01	Bottle					

# RTI Laboratories, Inc. - Workorder Sample Summary

WO#: 2006479

Revision v1

**Client:** USACE Sacramento District  
**Project:** Travis AFB Runway 21R/03L

Lab Sample ID	Client Sample ID	Tag No	Date Collected	Date Received	Matrix
2006479-001A	TAFBS-S-25		6/23/2020 12:51 PM	6/24/2020 9:49 AM	Soil
2006479-001B	TAFBS-S-25		6/23/2020 12:51 PM	6/24/2020 9:49 AM	Soil
2006479-002A	TAFBS-S-24		6/23/2020 1:08 PM	6/24/2020 9:49 AM	Soil
2006479-002B	TAFBS-S-24		6/23/2020 1:08 PM	6/24/2020 9:49 AM	Soil
2006479-003A	TAFBS-S-23		6/23/2020 1:16 PM	6/24/2020 9:49 AM	Soil
2006479-003B	TAFBS-S-23		6/23/2020 1:16 PM	6/24/2020 9:49 AM	Soil
2006479-004A	TAFBS-S-22		6/23/2020 1:28 PM	6/24/2020 9:49 AM	Soil
2006479-004B	TAFBS-S-22		6/23/2020 1:28 PM	6/24/2020 9:49 AM	Soil
2006479-005A	TAFBS-S-21		6/23/2020 1:33 PM	6/24/2020 9:49 AM	Soil
2006479-005B	TAFBS-S-21		6/23/2020 1:33 PM	6/24/2020 9:49 AM	Soil
2006479-006A	TAFBS-S-20		6/23/2020 1:47 PM	6/24/2020 9:49 AM	Soil
2006479-006B	TAFBS-S-20		6/23/2020 1:47 PM	6/24/2020 9:49 AM	Soil
2006479-007A	TAFBS-S-19		6/23/2020 2:02 PM	6/24/2020 9:49 AM	Soil
2006479-007B	TAFBS-S-19		6/23/2020 2:02 PM	6/24/2020 9:49 AM	Soil
2006479-008A	TB0610200928		6/23/2020 12:00 AM	6/24/2020 9:49 AM	Water

**Client:** USACE Sacramento District  
**Project:** Travis AFB Runway 21R/03L

Sample ID	Client Sample ID	Collection Date	Matrix	Test Name	Leachate Date	Prep Date	Analysis Date
2006479-001A	TAFBS-S-25	6/23/2020 12:51 PM	Soil	SW_6020S-Metals, ICP/MS		7/15/2020 8:51 AM	7/16/2020 6:39 PM
				PMOIST-Percent Moisture		6/26/2020 12:30 PM	6/26/2020 12:30 PM
				SW_8015S-DRO-Petroleum Hydrocarbons		7/2/2020 2:40 PM	7/9/2020 7:16 PM
2006479-001B	TAFBS-S-25	6/23/2020 12:51 PM	Soil	SW_8015S-GRO-Nonhalogenated Organics, GC/FID		7/17/2020 3:03 PM	7/17/2020 3:03 PM
2006479-002A	TAFBS-S-24	6/23/2020 1:08 PM	Soil	SW_6020S-Metals, ICP/MS		7/15/2020 8:51 AM	7/16/2020 6:39 PM
				PMOIST-Percent Moisture		6/26/2020 12:30 PM	6/26/2020 12:30 PM
				SW_8015S-DRO-Petroleum Hydrocarbons		7/2/2020 2:40 PM	7/9/2020 7:44 PM
2006479-002B	TAFBS-S-24	6/23/2020 1:08 PM	Soil	SW_8015S-GRO-Nonhalogenated Organics, GC/FID		7/17/2020 3:33 PM	7/17/2020 3:33 PM
2006479-003A	TAFBS-S-23	6/23/2020 1:16 PM	Soil	SW_6020S-Metals, ICP/MS		7/15/2020 8:51 AM	7/16/2020 6:40 PM
				PMOIST-Percent Moisture		6/26/2020 12:30 PM	6/26/2020 12:30 PM
				SW_8015S-DRO-Petroleum Hydrocarbons		7/2/2020 2:40 PM	7/9/2020 8:12 PM
2006479-003B	TAFBS-S-23	6/23/2020 1:16 PM	Soil	SW_8015S-GRO-Nonhalogenated Organics, GC/FID		7/17/2020 4:03 PM	7/17/2020 4:03 PM
2006479-004A	TAFBS-S-22	6/23/2020 1:28 PM	Soil	SW_6020S-Metals, ICP/MS		7/15/2020 8:51 AM	7/16/2020 6:46 PM
				PMOIST-Percent Moisture		7/6/2020 12:16 PM	7/6/2020 12:16 PM
				SW_8015S-DRO-Petroleum Hydrocarbons		7/2/2020 2:40 PM	7/9/2020 9:35 PM
2006479-004B	TAFBS-S-22	6/23/2020 1:28 PM	Soil	SW_8015S-GRO-Nonhalogenated Organics, GC/FID		7/17/2020 4:33 PM	7/17/2020 4:33 PM
2006479-005A	TAFBS-S-21	6/23/2020 1:33 PM	Soil	SW_6020S-Metals, ICP/MS		7/15/2020 8:51 AM	7/16/2020 6:47 PM
				PMOIST-Percent Moisture		7/6/2020 12:16 PM	7/6/2020 12:16 PM
				SW_8015S-DRO-Petroleum Hydrocarbons		7/2/2020 2:40 PM	7/9/2020 10:03 PM



**Client:** USACE Sacramento District  
**Project:** Travis AFB Runway 21R/03L

Sample ID	Client Sample ID	Collection Date	Matrix	Test Name	Leachate Date	Prep Date	Analysis Date
2006479-005B	TAFBS-S-21	6/23/2020 1:33 PM	Soil	SW_8015S-GRO-Nonhalogenated Organics, GC/FID		7/20/2020 5:42 PM	7/20/2020 5:42 PM
2006479-006A	TAFBS-S-20	6/23/2020 1:47 PM	Soil	SW_6020S-Metals, ICP/MS		7/15/2020 8:51 AM	7/16/2020 6:48 PM
				PMOIST-Percent Moisture		7/6/2020 12:16 PM	7/6/2020 12:16 PM
				SW_8015S-DRO-Petroleum Hydrocarbons		7/2/2020 2:40 PM	7/9/2020 10:30 PM
2006479-006B	TAFBS-S-20	6/23/2020 1:47 PM	Soil	SW_8015S-GRO-Nonhalogenated Organics, GC/FID		7/20/2020 6:12 PM	7/20/2020 6:12 PM
2006479-007A	TAFBS-S-19	6/23/2020 2:02 PM	Soil	SW_6020S-Metals, ICP/MS		7/15/2020 8:51 AM	7/16/2020 6:49 PM
				PMOIST-Percent Moisture		7/6/2020 12:16 PM	7/6/2020 12:16 PM
				SW_8015S-DRO-Petroleum Hydrocarbons		7/2/2020 2:40 PM	7/9/2020 10:58 PM
				SW_8015S-DRO-Petroleum Hydrocarbons		7/2/2020 2:40 PM	7/15/2020 8:27 PM
2006479-007B	TAFBS-S-19	6/23/2020 2:02 PM	Soil	SW_8015S-GRO-Nonhalogenated Organics, GC/FID		7/20/2020 6:42 PM	7/20/2020 6:42 PM

<b>Client:</b>	USACE Sacramento District	<b>Collection Date:</b>	6/23/2020 12:51:00 PM
<b>Project:</b>	Travis AFB Runway 21R/03L		
<b>Lab ID:</b>	2006479-001	<b>Matrix:</b>	Soil
<b>Client Sample ID:</b>	TAFBS-S-25		

Analysis	Result	Qual	DL	LOD	LOQ	Units	DF	Date Analyzed
<b>Petroleum Hydrocarbons</b>			<b>Method: SW8015D</b>			<b>SW3550C</b>	<b>Analyst: DS</b>	
Diesel Range Organics C10-C28	730	UQ	660	730	1800	µg/Kg-dry	1	7/9/2020 7:16 PM
Surr: n-Eicosane	114			60-130		%Rec	1	7/9/2020 7:16 PM
Surr: Squalene	125			60-130		%Rec	1	7/9/2020 7:16 PM
<b>Metals, ICP/MS</b>			<b>Method: SW6020B</b>			<b>SW3050B</b>	<b>Analyst: AYA</b>	
Lead	15000		65	100	210	µg/Kg-dry	10	7/16/2020 6:39 PM
<b>Nonhalogenated Organics, GC/FID</b>			<b>Method: SW8015D</b>				<b>Analyst: SM2</b>	
Gasoline Range Organics C6-C10	1500	UH	1200	1500	2400	µg/Kg-dry	54.5	7/17/2020 3:03 PM
Surr: 1,2-Dichlorobenzene-d4	93.9	H		70-130		%Rec	54.5	7/17/2020 3:03 PM
<b>Percent Moisture</b>			<b>Method: ASTM-D2216</b>				<b>Analyst: GMSR</b>	
Percent Moisture	8.2		1.0	1.0	1.0	wt%	1	6/26/2020 12:30 PM

Revision v1

<b>Client:</b>	USACE Sacramento District	<b>Collection Date:</b>	6/23/2020 1:08:00 PM
<b>Project:</b>	Travis AFB Runway 21R/03L		
<b>Lab ID:</b>	2006479-002	<b>Matrix:</b>	Soil
<b>Client Sample ID:</b>	TAFBS-S-24		

Analysis	Result	Qual	DL	LOD	LOQ	Units	DF	Date Analyzed
<b>Petroleum Hydrocarbons</b>			<b>Method: SW8015D</b>			<b>SW3550C</b>	<b>Analyst: DS</b>	
Diesel Range Organics C10-C28	730	UQ	670	730	1800	µg/Kg-dry	1	7/9/2020 7:44 PM
Surr: n-Eicosane	104			60-130		%Rec	1	7/9/2020 7:44 PM
Surr: Squalene	124			60-130		%Rec	1	7/9/2020 7:44 PM
<b>Metals, ICP/MS</b>			<b>Method: SW6020B</b>			<b>SW3050B</b>	<b>Analyst: AYA</b>	
Lead	18000		63	100	200	µg/Kg-dry	10	7/16/2020 6:39 PM
<b>Nonhalogenated Organics, GC/FID</b>			<b>Method: SW8015D</b>				<b>Analyst: SM2</b>	
Gasoline Range Organics C6-C10	1500	UH	1300	1500	2400	µg/Kg-dry	54.6	7/17/2020 3:33 PM
Surr: 1,2-Dichlorobenzene-d4	81.1	H		70-130		%Rec	54.6	7/17/2020 3:33 PM
<b>Percent Moisture</b>			<b>Method: ASTM-D2216</b>				<b>Analyst: GMSR</b>	
Percent Moisture	9.2		1.0	1.0	1.0	wt%	1	6/26/2020 12:30 PM

<b>Client:</b>	USACE Sacramento District	<b>Collection Date:</b>	6/23/2020 1:16:00 PM
<b>Project:</b>	Travis AFB Runway 21R/03L		
<b>Lab ID:</b>	2006479-003	<b>Matrix:</b>	Soil
<b>Client Sample ID:</b>	TAFBS-S-23		

Analysis	Result	Qual	DL	LOD	LOQ	Units	DF	Date Analyzed
<b>Petroleum Hydrocarbons</b>			<b>Method: SW8015D</b>			<b>SW3550C</b>	<b>Analyst: DS</b>	
Diesel Range Organics C10-C28	740	UQ	680	740	1900	µg/Kg-dry	1	7/9/2020 8:12 PM
Surr: n-Eicosane	105			60-130		%Rec	1	7/9/2020 8:12 PM
Surr: Squalene	122			60-130		%Rec	1	7/9/2020 8:12 PM
<b>Metals, ICP/MS</b>			<b>Method: SW6020B</b>			<b>SW3050B</b>	<b>Analyst: AYA</b>	
Lead	12000		61	100	200	µg/Kg-dry	10	7/16/2020 6:40 PM
<b>Nonhalogenated Organics, GC/FID</b>			<b>Method: SW8015D</b>				<b>Analyst: SM2</b>	
Gasoline Range Organics C6-C10	1500	UH	1300	1500	2500	µg/Kg-dry	55.2	7/17/2020 4:03 PM
Surr: 1,2-Dichlorobenzene-d4	80.9	H		70-130		%Rec	55.2	7/17/2020 4:03 PM
<b>Percent Moisture</b>			<b>Method: ASTM-D2216</b>				<b>Analyst: GMSR</b>	
Percent Moisture	10		1.0	1.0	1.0	wt%	1	6/26/2020 12:30 PM

Revision v1

<b>Client:</b>	USACE Sacramento District	<b>Collection Date:</b>	6/23/2020 1:28:00 PM
<b>Project:</b>	Travis AFB Runway 21R/03L		
<b>Lab ID:</b>	2006479-004	<b>Matrix:</b>	Soil
<b>Client Sample ID:</b>	TAFBS-S-22		

Analysis	Result	Qual	DL	LOD	LOQ	Units	DF	Date Analyzed
<b>Petroleum Hydrocarbons</b>			<b>Method: SW8015D</b>			<b>SW3550C</b>	<b>Analyst: DS</b>	
Diesel Range Organics C10-C28	760	UQ	690	760	1900	µg/Kg-dry	1	7/9/2020 9:35 PM
Surr: n-Eicosane	103			60-130		%Rec	1	7/9/2020 9:35 PM
Surr: Squalene	118			60-130		%Rec	1	7/9/2020 9:35 PM
<b>Metals, ICP/MS</b>			<b>Method: SW6020B</b>			<b>SW3050B</b>	<b>Analyst: AYA</b>	
Lead	13000		65	110	210	µg/Kg-dry	10	7/16/2020 6:46 PM
<b>Nonhalogenated Organics, GC/FID</b>			<b>Method: SW8015D</b>				<b>Analyst: SM2</b>	
Gasoline Range Organics C6-C10	1600	UH	1400	1600	2600	µg/Kg-dry	57.4	7/17/2020 4:33 PM
Surr: 1,2-Dichlorobenzene-d4	94.1	H		70-130		%Rec	57.4	7/17/2020 4:33 PM
<b>Percent Moisture</b>			<b>Method: ASTM-D2216</b>				<b>Analyst: NVJ</b>	
Percent Moisture	12		1.0	1.0	1.0	wt%	1	7/6/2020 12:16 PM

<b>Client:</b>	USACE Sacramento District	<b>Collection Date:</b>	6/23/2020 1:33:00 PM
<b>Project:</b>	Travis AFB Runway 21R/03L		
<b>Lab ID:</b>	2006479-005	<b>Matrix:</b>	Soil
<b>Client Sample ID:</b>	TAFBS-S-21		

Analysis	Result	Qual	DL	LOD	LOQ	Units	DF	Date Analyzed
<b>Petroleum Hydrocarbons</b>			<b>Method: SW8015D</b>			<b>SW3550C</b>	<b>Analyst: DS</b>	
Diesel Range Organics C10-C28	720	UQ	650	720	1800	µg/Kg-dry	1	7/9/2020 10:03 PM
Surr: n-Eicosane	94.3			60-130		%Rec	1	7/9/2020 10:03 PM
Surr: Squalene	103			60-130		%Rec	1	7/9/2020 10:03 PM
<b>Metals, ICP/MS</b>			<b>Method: SW6020B</b>			<b>SW3050B</b>	<b>Analyst: AYA</b>	
Lead	15000		59	96	190	µg/Kg-dry	10	7/16/2020 6:47 PM
<b>Nonhalogenated Organics, GC/FID</b>			<b>Method: SW8015D</b>				<b>Analyst: SM2</b>	
Gasoline Range Organics C6-C10	1400	UH	1200	1400	2300	µg/Kg-dry	53.7	7/20/2020 5:42 PM
Surr: 1,2-Dichlorobenzene-d4	105	H		70-130		%Rec	53.7	7/20/2020 5:42 PM
<b>Percent Moisture</b>			<b>Method: ASTM-D2216</b>				<b>Analyst: NVJ</b>	
Percent Moisture	7.3		1.0	1.0	1.0	wt%	1	7/6/2020 12:16 PM

Revision v1

<b>Client:</b>	USACE Sacramento District	<b>Collection Date:</b>	6/23/2020 1:47:00 PM
<b>Project:</b>	Travis AFB Runway 21R/03L		
<b>Lab ID:</b>	2006479-006	<b>Matrix:</b>	Soil
<b>Client Sample ID:</b>	TAFBS-S-20		

Analysis	Result	Qual	DL	LOD	LOQ	Units	DF	Date Analyzed
<b>Petroleum Hydrocarbons</b>			<b>Method: SW8015D</b>			<b>SW3550C</b>	<b>Analyst: DS</b>	
Diesel Range Organics C10-C28	720	UQ	660	720	1800	µg/Kg-dry	1	7/9/2020 10:30 PM
Surr: n-Eicosane	119			60-130		%Rec	1	7/9/2020 10:30 PM
Surr: Squalene	132	Q		60-130		%Rec	1	7/9/2020 10:30 PM
<b>Metals, ICP/MS</b>			<b>Method: SW6020B</b>			<b>SW3050B</b>	<b>Analyst: AYA</b>	
Lead	55000		57	92	180	µg/Kg-dry	10	7/16/2020 6:48 PM
<b>Nonhalogenated Organics, GC/FID</b>			<b>Method: SW8015D</b>				<b>Analyst: SM2</b>	
Gasoline Range Organics C6-C10	1500	UH	1200	1500	2300	µg/Kg-dry	53.9	7/20/2020 6:12 PM
Surr: 1,2-Dichlorobenzene-d4	92.0	H		70-130		%Rec	53.9	7/20/2020 6:12 PM
<b>Percent Moisture</b>			<b>Method: ASTM-D2216</b>				<b>Analyst: NVJ</b>	
Percent Moisture	7.8		1.0	1.0	1.0	wt%	1	7/6/2020 12:16 PM

Revision v1

<b>Client:</b>	USACE Sacramento District	<b>Collection Date:</b>	6/23/2020 2:02:00 PM
<b>Project:</b>	Travis AFB Runway 21R/03L		
<b>Lab ID:</b>	2006479-007	<b>Matrix:</b>	Soil
<b>Client Sample ID:</b>	TAFBS-S-19		

Analysis	Result	Qual	DL	LOD	LOQ	Units	DF	Date Analyzed
<b>Petroleum Hydrocarbons</b>			<b>Method: SW8015D</b>			<b>SW3550C</b>	<b>Analyst: DS</b>	
Diesel Range Organics C10-C28	720	U	660	720	1800	µg/Kg-dry	1	7/15/2020 8:27 PM
Surr: n-Eicosane	127			60-130		%Rec	1	7/15/2020 8:27 PM
Surr: Squalene	127			60-130		%Rec	1	7/15/2020 8:27 PM
<b>Metals, ICP/MS</b>			<b>Method: SW6020B</b>			<b>SW3050B</b>	<b>Analyst: AYA</b>	
Lead	8300		61	99	200	µg/Kg-dry	10	7/16/2020 6:49 PM
<b>Nonhalogenated Organics, GC/FID</b>			<b>Method: SW8015D</b>				<b>Analyst: SM2</b>	
Gasoline Range Organics C6-C10	1500	UH	1200	1500	2400	µg/Kg-dry	54	7/20/2020 6:42 PM
Surr: 1,2-Dichlorobenzene-d4	94.6	H		70-130		%Rec	54	7/20/2020 6:42 PM
<b>Percent Moisture</b>			<b>Method: ASTM-D2216</b>				<b>Analyst: NVJ</b>	
Percent Moisture	8.1		1.0	1.0	1.0	wt%	1	7/6/2020 12:16 PM



Client: USACE Sacramento District

Project: Travis AFB Runway 21R/03L

Batch ID: 51991

Sample ID: <b>MB-51991</b>	Samp Type: <b>MBLK</b>	Test Code: <b>SW_8015S-DRO</b>	Units: <b>µg/Kg</b>	Prep Date: <b>7/2/2020</b>	RunNo: <b>119409</b>						
Client ID: <b>PBS</b>	Batch ID: <b>51991</b>	TestNo: <b>SW8015B</b>	<b>SW3550C</b>	Analysis Date: <b>7/9/2020</b>	SeqNo: <b>2313854</b>						
Analyte	Result	LOQ	SPK value	SPK Ref Val	%REC	Low Limit	High Limit	RPD Ref Value	%RPD	RPDLimit	Qual
Diesel Range Organics C10-C28	670	1700									U
Surr: n-Eicosane	590		499.3		118	60	130				
Surr: Squalene	600		499.3		120	60	130				

Sample ID: <b>LCS-51991</b>	Samp Type: <b>LCS</b>	Test Code: <b>SW_8015S-DRO</b>	Units: <b>µg/Kg</b>	Prep Date: <b>7/2/2020</b>	RunNo: <b>119409</b>						
Client ID: <b>LCSS</b>	Batch ID: <b>51991</b>	TestNo: <b>SW8015B</b>	<b>SW3550C</b>	Analysis Date: <b>7/9/2020</b>	SeqNo: <b>2313855</b>						
Analyte	Result	LOQ	SPK value	SPK Ref Val	%REC	Low Limit	High Limit	RPD Ref Value	%RPD	RPDLimit	Qual
Diesel Range Organics C10-C28	22000	1700	16620	0	129	38	132				
Surr: n-Eicosane	750		498.7		150	60	130				Q
Surr: Squalene	640		498.7		128	60	130				

Sample ID: <b>LCSD-51991</b>	Samp Type: <b>LCSD</b>	Test Code: <b>SW_8015S-DRO</b>	Units: <b>µg/Kg</b>	Prep Date: <b>7/2/2020</b>	RunNo: <b>119409</b>						
Client ID: <b>LCSS02</b>	Batch ID: <b>51991</b>	TestNo: <b>SW8015B</b>	<b>SW3550C</b>	Analysis Date: <b>7/9/2020</b>	SeqNo: <b>2313856</b>						
Analyte	Result	LOQ	SPK value	SPK Ref Val	%REC	Low Limit	High Limit	RPD Ref Value	%RPD	RPDLimit	Qual
Diesel Range Organics C10-C28	23000	1700	16650	0	141	38	132	21510	8.46	0	Q
Surr: n-Eicosane	810		499.5		161	60	130		0	0	Q
Surr: Squalene	680		499.5		136	60	130		0	0	Q

Sample ID: <b>2006454-027AMS</b>	Samp Type: <b>MS</b>	Test Code: <b>SW_8015S-DRO</b>	Units: <b>µg/Kg-dry</b>	Prep Date: <b>7/2/2020</b>	RunNo: <b>119409</b>						
Client ID: <b>ZZZZZZ</b>	Batch ID: <b>51991</b>	TestNo: <b>SW8015B</b>	<b>SW3550C</b>	Analysis Date: <b>7/9/2020</b>	SeqNo: <b>2313864</b>						
Analyte	Result	LOQ	SPK value	SPK Ref Val	%REC	Low Limit	High Limit	RPD Ref Value	%RPD	RPDLimit	Qual
Diesel Range Organics C10-C28	70000	5300	52550	0	132	38	132				Q
Surr: n-Eicosane	2200		1577		137	60	130				Q
Surr: Squalene	1800		1577		116	60	130				

Sample ID: <b>2006454-027AMSD</b>	Samp Type: <b>MSD</b>	Test Code: <b>SW_8015S-DRO</b>	Units: <b>µg/Kg-dry</b>	Prep Date: <b>7/2/2020</b>	RunNo: <b>119409</b>						
Client ID: <b>ZZZZZZ</b>	Batch ID: <b>51991</b>	TestNo: <b>SW8015B</b>	<b>SW3550C</b>	Analysis Date: <b>7/9/2020</b>	SeqNo: <b>2313865</b>						
Analyte	Result	LOQ	SPK value	SPK Ref Val	%REC	Low Limit	High Limit	RPD Ref Value	%RPD	RPDLimit	Qual
Diesel Range Organics C10-C28	70000	5300	52760	0	133	38	132	69550	0.984	20	Q

**Client:** USACE Sacramento District

**Project:** Travis AFB Runway 21R/03L

**Batch ID:** 51991

Sample ID:	2006454-027AMSD	Samp Type:	MSD	Test Code:	SW_8015S-DRO	Units:	µg/Kg-dry	Prep Date:	7/2/2020	RunNo:	119409
Client ID:	ZZZZZZ	Batch ID:	51991	TestNo:	SW8015B	SW3550C		Analysis Date:	7/9/2020	SeqNo:	2313865
Analyte	Result	LOQ	SPK value	SPK Ref Val	%REC	Low Limit	High Limit	RPD Ref Value	%RPD	RPDLimit	Qual
Surr: n-Eicosane	2200		1583		140	60	130		0	20	Q
Surr: Squalene	1800		1583		117	60	130		0	20	

Client: USACE Sacramento District

Project: Travis AFB Runway 21R/03L

Batch ID: 52061

Sample ID:	2006454-022AMS	Samp Type:	MS	Test Code:	SW_6020S	Units:	µg/Kg-dry	Prep Date:	7/15/2020	RunNo:	119517
Client ID:	ZZZZZZ	Batch ID:	52061	TestNo:	SW6020A	SW3050B		Analysis Date:	7/16/2020	SeqNo:	2315820
Analyte	Result	LOQ	SPK value	SPK Ref Val	%REC	Low Limit	High Limit	RPD Ref Value	%RPD	RPDLimit	Qual

Lead	31000	210	21310	10110	97.1	84	118				
------	-------	-----	-------	-------	------	----	-----	--	--	--	--

Sample ID:	2006454-022AMSD	Samp Type:	MSD	Test Code:	SW_6020S	Units:	µg/Kg-dry	Prep Date:	7/15/2020	RunNo:	119517
Client ID:	ZZZZZZ	Batch ID:	52061	TestNo:	SW6020A	SW3050B		Analysis Date:	7/16/2020	SeqNo:	2315821
Analyte	Result	LOQ	SPK value	SPK Ref Val	%REC	Low Limit	High Limit	RPD Ref Value	%RPD	RPDLimit	Qual

Lead	31000	220	21710	10110	97.3	84	118	30790	1.41	20	
------	-------	-----	-------	-------	------	----	-----	-------	------	----	--

Sample ID:	LCS-52061	Samp Type:	LCS	Test Code:	SW_6020S	Units:	µg/Kg	Prep Date:	7/15/2020	RunNo:	119517
Client ID:	LCSS	Batch ID:	52061	TestNo:	SW6020A	SW3050B		Analysis Date:	7/16/2020	SeqNo:	2315898
Analyte	Result	LOQ	SPK value	SPK Ref Val	%REC	Low Limit	High Limit	RPD Ref Value	%RPD	RPDLimit	Qual

Lead	20000	190	19230	0	103	84	118				
------	-------	-----	-------	---	-----	----	-----	--	--	--	--

Sample ID:	MB-52061	Samp Type:	MBLK	Test Code:	SW_6020S	Units:	µg/Kg	Prep Date:	7/15/2020	RunNo:	119517
Client ID:	PBS	Batch ID:	52061	TestNo:	SW6020A	SW3050B		Analysis Date:	7/16/2020	SeqNo:	2315902
Analyte	Result	LOQ	SPK value	SPK Ref Val	%REC	Low Limit	High Limit	RPD Ref Value	%RPD	RPDLimit	Qual

Lead	89	180									
------	----	-----	--	--	--	--	--	--	--	--	--

U

Client:

USACE Sacramento District

Project:

Travis AFB Runway 21R/03L

Batch ID:

R119220

Sample ID:	2006454-021ADUP	Samp Type:	DUP	Test Code:	PMOIST	Units:	wt%	Prep Date:	6/26/2020	RunNo:	119220	
Client ID:	ZZZZZZ	Batch ID:	R119220	TestNo:	D2216			Analysis Date:	6/26/2020	SeqNo:	2310125	
Analyte		Result	LOQ	SPK value	SPK Ref Val	%REC	Low Limit	High Limit	RPD Ref Value	%RPD	RPDLimit	Qual
Percent Moisture		6.5	1.0						6.210	5.10	20	

Sample ID:	2006533-007ADUP	Samp Type:	DUP	Test Code:	PMOIST	Units:	wt%	Prep Date:	6/26/2020	RunNo:	119220	
Client ID:	ZZZZZZ	Batch ID:	R119220	TestNo:	D2216			Analysis Date:	6/26/2020	SeqNo:	2310142	
Analyte		Result	LOQ	SPK value	SPK Ref Val	%REC	Low Limit	High Limit	RPD Ref Value	%RPD	RPDLimit	Qual
Percent Moisture		8.5	1.0						8.898	4.75	20	

**Client:** USACE Sacramento District

**Project:** Travis AFB Runway 21R/03L

**Batch ID:** R119286

Sample ID:	2006479-004ADUP	Samp Type:	DUP	Test Code:	PMOIST	Units:	wt%	Prep Date:	7/6/2020	RunNo:	119286	
Client ID:	TAFBS-S-22LR1	Batch ID:	R119286	TestNo:	D2216			Analysis Date:	7/6/2020	SeqNo:	2311996	
Analyte		Result	LOQ	SPK value	SPK Ref Val	%REC	Low Limit	High Limit	RPD Ref Value	%RPD	RPDLimit	Qual

Percent Moisture	12	1.0							12.13	1.61	20	
------------------	----	-----	--	--	--	--	--	--	-------	------	----	--

Sample ID:	2006481-016ADUP	Samp Type:	DUP	Test Code:	PMOIST	Units:	wt%	Prep Date:	7/6/2020	RunNo:	119286	
Client ID:	ZZZZZZ	Batch ID:	R119286	TestNo:	D2216			Analysis Date:	7/6/2020	SeqNo:	2312016	
Analyte		Result	LOQ	SPK value	SPK Ref Val	%REC	Low Limit	High Limit	RPD Ref Value	%RPD	RPDLimit	Qual

Percent Moisture	10	1.0							10.02	0.877	20	
------------------	----	-----	--	--	--	--	--	--	-------	-------	----	--

Client: USACE Sacramento District

Project: Travis AFB Runway 21R/03L

Batch ID: R120047

Sample ID:	VOA8 LCS 071720	Samp Type:	LCS	Test Code:	SW_8015S-GRO	Units:	µg/Kg	Prep Date:	7/17/2020	RunNo:	120047	
Client ID:	LCSS	Batch ID:	R120047	TestNo:	SW8015B			Analysis Date:	7/17/2020	SeqNo:	2325133	
Analyte		Result	LOQ	SPK value	SPK Ref Val	%REC	Low Limit	High Limit	RPD Ref Value	%RPD	RPDLimit	Qual

Gasoline Range Organics C6-C10	1200	40	1000	0	117	79	122				
Surr: Trifluorotoluene	0										
Surr: 1,2-Dichlorobenzene-d4	47		50.00		93.3	70	130				
Surr: 4-Bromofluorobenzene	0										

Sample ID:	VOA8 MBLK 071720	Samp Type:	MBLK	Test Code:	SW_8015S-GRO	Units:	µg/Kg	Prep Date:	7/17/2020	RunNo:	120047	
Client ID:	PBS	Batch ID:	R120047	TestNo:	SW8015B			Analysis Date:	7/17/2020	SeqNo:	2325135	
Analyte		Result	LOQ	SPK value	SPK Ref Val	%REC	Low Limit	High Limit	RPD Ref Value	%RPD	RPDLimit	Qual

Gasoline Range Organics C6-C10	25	40									U
Surr: Trifluorotoluene	0										
Surr: 1,2-Dichlorobenzene-d4	50		50.00		99.5	70	130				
Surr: 4-Bromofluorobenzene	0										

Sample ID:	2006479-004BMS	Samp Type:	MS	Test Code:	SW_8015S-GRO	Units:	µg/Kg-dry	Prep Date:	7/17/2020	RunNo:	120047	
Client ID:	TAFBS-S-22MS1	Batch ID:	R120047	TestNo:	SW8015B			Analysis Date:	7/17/2020	SeqNo:	2325153	
Analyte		Result	LOQ	SPK value	SPK Ref Val	%REC	Low Limit	High Limit	RPD Ref Value	%RPD	RPDLimit	Qual

Gasoline Range Organics C6-C10	70000	2600	65180	0	108	79	122				H
Surr: Trifluorotoluene	0		0		0	70	130				H
Surr: 1,2-Dichlorobenzene-d4	3200		3259		97.2	70	130				H
Surr: 4-Bromofluorobenzene	0		0		0	67	134				H

Sample ID:	2006479-004BMSD	Samp Type:	MSD	Test Code:	SW_8015S-GRO	Units:	µg/Kg-dry	Prep Date:	7/17/2020	RunNo:	120047	
Client ID:	TAFBS-S-22SD1	Batch ID:	R120047	TestNo:	SW8015B			Analysis Date:	7/17/2020	SeqNo:	2325154	
Analyte		Result	LOQ	SPK value	SPK Ref Val	%REC	Low Limit	High Limit	RPD Ref Value	%RPD	RPDLimit	Qual

Gasoline Range Organics C6-C10	66000	2600	65180	0	102	79	122	70290	5.62	25	H
Surr: Trifluorotoluene	0		0		0	70	130		0	25	H
Surr: 1,2-Dichlorobenzene-d4	3100		3259		96.1	70	130		0	25	H
Surr: 4-Bromofluorobenzene	0		0		0	67	134		0	25	H

Client: USACE Sacramento District

Project: Travis AFB Runway 21R/03L

Batch ID: R120051

Sample ID:	VOA8 LCS 072020	Samp Type:	LCS	Test Code:	SW_8015S-GRO	Units:	µg/Kg	Prep Date:	7/20/2020	RunNo:	120051
Client ID:	LCSS	Batch ID:	R120051	TestNo:	SW8015B			Analysis Date:	7/20/2020	SeqNo:	2325227
Analyte	Result	LOQ	SPK value	SPK Ref Val	%REC	Low Limit	High Limit	RPD Ref Value	%RPD	RPDLimit	Qual
Gasoline Range Organics C6-C10	1000	40	1000	0	105	79	122				
Surr: Trifluorotoluene	0										
Surr: 1,2-Dichlorobenzene-d4	51		50.00		103	70	130				
Surr: 4-Bromofluorobenzene	0										

Sample ID:	VOA8 MBLK 072020	Samp Type:	MBLK	Test Code:	SW_8015S-GRO	Units:	µg/Kg	Prep Date:	7/20/2020	RunNo:	120051
Client ID:	PBS	Batch ID:	R120051	TestNo:	SW8015B			Analysis Date:	7/20/2020	SeqNo:	2325229
Analyte	Result	LOQ	SPK value	SPK Ref Val	%REC	Low Limit	High Limit	RPD Ref Value	%RPD	RPDLimit	Qual
Gasoline Range Organics C6-C10	25	40									U
Surr: Trifluorotoluene	0										
Surr: 1,2-Dichlorobenzene-d4	46		50.00		92.3	70	130				
Surr: 4-Bromofluorobenzene	0										

Sample ID: <b>2006481-014BMS</b>	Samp Type: <b>MS</b>	Test Code: <b>SW_8015S-GRO</b>	Units: <b>µg/Kg-dry</b>	Prep Date: <b>7/21/2020</b>	RunNo: <b>120051</b>						
Client ID: <b>ZZZZZZ</b>	Batch ID: <b>R120051</b>	TestNo: <b>SW8015B</b>	Analysis Date: <b>7/21/2020</b>			SeqNo: <b>2325247</b>					
Analyte	Result	LOQ	SPK value	SPK Ref Val	%REC	Low Limit	High Limit	RPD Ref Value	%RPD	RPDLimit	Qual
Gasoline Range Organics C6-C10	54000	2200	54380	0	99.8	79	122				H
Surr: Trifluorotoluene	0		0		0	70	130				H
Surr: 1,2-Dichlorobenzene-d4	2800		2719		102	70	130				H
Surr: 4-Bromofluorobenzene	0		0		0	67	134				H

Sample ID: 2006481-014BMSD	Samp Type: MSD	Test Code: SW_8015S-GRO	Units: µg/Kg-dry	Prep Date: 7/21/2020	RunNo: 120051						
Client ID: ZZZZZZ	Batch ID: R120051	TestNo: SW8015B		Analysis Date: 7/21/2020	SeqNo: 2325248						
Analyte	Result	LOQ	SPK value	SPK Ref Val	%REC	Low Limit	High Limit	RPD Ref Value	%RPD	RPDLimit	Qual
Gasoline Range Organics C6-C10	55000	2200	54380	0	100	79	122	54260	0.619	25	H
Surr: Trifluorotoluene	0		0		0	70	130		0	25	H
Surr: 1,2-Dichlorobenzene-d4	2700		2719		99.2	70	130		0	25	H
Surr: 4-Bromofluorobenzene	0		0		0	67	134		0	25	H

## Form I

CLIENT SAMPLE NO.

TAFBS-S-25

Lab Name: RTI Laboratories, Inc. Contract:Lab Code: GLEN01 ClientID: USA17 SAS No.: SDG No.: 2006479Matrix: Soil Lab Sample ID: 2006479-001BSample wt/vol: G Lab File ID: Vial:Level: (low/med) LOW Date Collected: 6/23/2020 12:51 PM% Moisture: 8.213717 Date Received: 6/24/2020 9:49 AMExtract Volume: (ul) Date Analyzed: 7/17/2020 3:03 PMSeq Number: 2325149 Dilution Factor: 54.50GC Column: RTX-624 30m Batch ID: R120047Column ID: 0.25mm, 1.4um(mm)CAS NO. COMPOUND CONC. UNITS:  $\mu\text{g/Kg-dry}$  Q DL LOD LOQ

GRO	Gasoline Range Organics C6-C10	1500	UH	1200	1500	2400
-----	--------------------------------	------	----	------	------	------

SW8015B



## Form I

CLIENT SAMPLE NO.

TAFBS-S-24

Lab Name: RTI Laboratories, Inc. Contract:Lab Code: GLEN01 ClientID: USA17 SAS No.: SDG No.: 2006479Matrix: Soil Lab Sample ID: 2006479-002BSample wt/vol: G Lab File ID: Vial:Level: (low/med) LOW Date Collected: 6/23/2020 1:08 PM% Moisture: 9.225092 Date Received: 6/24/2020 9:49 AMExtract Volume: (ul) Date Analyzed: 7/17/2020 3:33 PMSeq Number: 2325150 Dilution Factor: 54.60GC Column: RTX-624 30m Batch ID: R120047Column ID: 0.25mm, 1.4um(mm)CAS NO. COMPOUND CONC. UNITS:  $\mu\text{g/Kg-dry}$  Q DL LOD LOQ

GRO	Gasoline Range Organics C6-C10	1500	UH	1300	1500	2400
-----	--------------------------------	------	----	------	------	------

SW8015B

## Form I

CLIENT SAMPLE NO.

TAFBS-S-23

Lab Name: RTI Laboratories, Inc. Contract:Lab Code: GLEN01 ClientID: USA17 SAS No.: SDG No.: 2006479Matrix: Soil Lab Sample ID: 2006479-003BSample wt/vol: G Lab File ID: Vial:Level: (low/med) LOW Date Collected: 6/23/2020 1:16 PM% Moisture: 10.33884 Date Received: 6/24/2020 9:49 AMExtract Volume: (ul) Date Analyzed: 7/17/2020 4:03 PMSeq Number: 2325151 Dilution Factor: 55.20GC Column: RTX-624 30m Batch ID: R120047Column ID: 0.25mm, 1.4um(mm)CAS NO. COMPOUND CONC. UNITS:  $\mu\text{g/Kg-dry}$  Q DL LOD LOQ

GRO	Gasoline Range Organics C6-C10	1500	UH	1300	1500	2500
-----	--------------------------------	------	----	------	------	------

SW8015B

## Form I

CLIENT SAMPLE NO.

TAFBS-S-22

Lab Name: RTI Laboratories, Inc. Contract:Lab Code: GLEN01 ClientID: USA17 SAS No.: SDG No.: 2006479Matrix: Soil Lab Sample ID: 2006479-004BSample wt/vol: G Lab File ID: Vial:Level: (low/med) LOW Date Collected: 6/23/2020 1:28 PM% Moisture: 12.1254 Date Received: 6/24/2020 9:49 AMExtract Volume: (ul) Date Analyzed: 7/17/2020 4:33 PMSeq Number: 2325152 Dilution Factor: 57.40GC Column: RTX-624 30m Batch ID: R120047Column ID: 0.25mm, 1.4um(mm)CAS NO. COMPOUND CONC. UNITS:  $\mu\text{g/Kg-dry}$  Q DL LOD LOQ

GRO	Gasoline Range Organics C6-C10	1600	UH	1400	1600	2600
-----	--------------------------------	------	----	------	------	------

SW8015B

## Form I

CLIENT SAMPLE NO.

TAFBS-S-21

Lab Name: RTI Laboratories, Inc. Contract:Lab Code: GLEN01 ClientID: USA17 SAS No.: SDG No.: 2006479Matrix: Soil Lab Sample ID: 2006479-005BSample wt/vol: G Lab File ID: Vial:Level: (low/med) LOW Date Collected: 6/23/2020 1:33 PM% Moisture: 7.327 Date Received: 6/24/2020 9:49 AMExtract Volume: (ul) Date Analyzed: 7/20/2020 5:42 PMSeq Number: 2325230 Dilution Factor: 53.70GC Column: RTX-624 30m Batch ID: R120051Column ID: 0.25mm, 1.4um(mm)CAS NO. COMPOUND CONC. UNITS:  $\mu\text{g/Kg-dry}$  Q DL LOD LOQ

GRO	Gasoline Range Organics C6-C10	1400	UH	1200	1400	2300
-----	--------------------------------	------	----	------	------	------

SW8015B

## Form I

CLIENT SAMPLE NO.

TAFBS-S-20

Lab Name: RTI Laboratories, Inc. Contract:Lab Code: GLEN01 ClientID: USA17 SAS No.: SDG No.: 2006479Matrix: Soil Lab Sample ID: 2006479-006BSample wt/vol: G Lab File ID: Vial:Level: (low/med) LOW Date Collected: 6/23/2020 1:47 PM% Moisture: 7.8305 Date Received: 6/24/2020 9:49 AMExtract Volume: (ul) Date Analyzed: 7/20/2020 6:12 PMSeq Number: 2325231 Dilution Factor: 53.90GC Column: RTX-624 30m Batch ID: R120051Column ID: 0.25mm, 1.4um(mm)CAS NO. COMPOUND CONC. UNITS:  $\mu\text{g/Kg-dry}$  Q DL LOD LOQ

GRO	Gasoline Range Organics C6-C10	1500	UH	1200	1500	2300
-----	--------------------------------	------	----	------	------	------

SW8015B

## Form I

CLIENT SAMPLE NO.

TAFBS-S-19

Lab Name: RTI Laboratories, Inc. Contract:Lab Code: GLEN01 ClientID: USA17 SAS No.: SDG No.: 2006479Matrix: Soil Lab Sample ID: 2006479-007BSample wt/vol: G Lab File ID: Vial:Level: (low/med) LOW Date Collected: 6/23/2020 2:02 PM% Moisture: 8.0988 Date Received: 6/24/2020 9:49 AMExtract Volume: (ul) Date Analyzed: 7/20/2020 6:42 PMSeq Number: 2325232 Dilution Factor: 54.00GC Column: RTX-624 30m Batch ID: R120051Column ID: 0.25mm, 1.4um(mm)CAS NO. COMPOUND CONC. UNITS:  $\mu\text{g/Kg-dry}$  Q DL LOD LOQ

GRO	Gasoline Range Organics C6-C10	1500	UH	1200	1500	2400
-----	--------------------------------	------	----	------	------	------

SW8015B

## Form I

CLIENT SAMPLE NO.

VOA8 MBLK 071720

Lab Name: RTI Laboratories, Inc. Contract:Lab Code: GLEN01ClientID: USA17

SAS No.:

SDG No.: 2006479Matrix: SolidLab Sample ID: VOA8 MBLK 071720Sample wt/vol: GLab File ID: Vial:Level: (low/med) LOW

Date Collected:

% Moisture:

N/A

Date Received:

Extract Volume: (ul)Date Analyzed: 7/17/2020 8:03 AMSeq Number: 2325135Dilution Factor: 1.00GC Column: RTX-624 30mBatch ID: R120047Column ID: 0.25mm, 1.4um(mm)

CAS NO.	COMPOUND	CONC. UNITS: µg/Kg	Q	DL	LOD	LOQ
GRO	Gasoline Range Organics C6-C10	25	U	21	25	40

SW8015B

## Form I

CLIENT SAMPLE NO.

VOA8 LCS 071720

Lab Name: RTI Laboratories, Inc. Contract:Lab Code: GLEN01ClientID: USA17

SAS No.:

SDG No.: 2006479Matrix: SolidLab Sample ID: VOA8 LCS 071720Sample wt/vol: GLab File ID: Vial:Level: (low/med) LOW

Date Collected:

% Moisture:

N/A

Date Received:

Extract Volume: (ul)Date Analyzed: 7/17/2020 7:03 AMSeq Number: 2325133Dilution Factor: 1.00GC Column: RTX-624 30mBatch ID: R120047Column ID: 0.25mm, 1.4um(mm)

CAS NO.	COMPOUND	CONC. UNITS: µg/Kg	Q	DL	LOD	LOQ
GRO	Gasoline Range Organics C6-C10	1200		21	25	40

SW8015B



## Form I

CLIENT SAMPLE NO.

TAFBS-S-22MS

Lab Name: RTI Laboratories, Inc. Contract:Lab Code: GLEN01 ClientID: USA17 SAS No.: SDG No.: 2006479Matrix: Soil Lab Sample ID: 2006479-004BSample wt/vol: G Lab File ID: Vial:Level: (low/med) LOW Date Collected: 6/23/2020 1:28 PM% Moisture: 11.9318 Date Received: 6/24/2020 9:49 AMExtract Volume: (ul) Date Analyzed: 7/17/2020 5:03 PMSeq Number: 2325153 Dilution Factor: 57.40GC Column: RTX-624 30m Batch ID: R120047Column ID: 0.25mm, 1.4um(mm)CAS NO. COMPOUND CONC. UNITS:  $\mu\text{g/Kg-dry}$  Q DL LOD LOQ

GRO	Gasoline Range Organics C6-C10	70000	H	1400	1600	2600
-----	--------------------------------	-------	---	------	------	------

SW8015B

## Form I

CLIENT SAMPLE NO.

TAFBS-S-22MSD

Lab Name: RTI Laboratories, Inc. Contract:Lab Code: GLEN01 ClientID: USA17 SAS No.: SDG No.: 2006479Matrix: Soil Lab Sample ID: 2006479-004BSample wt/vol: G Lab File ID: Vial:Level: (low/med) LOW Date Collected: 6/23/2020 1:28 PM% Moisture: 11.9318 Date Received: 6/24/2020 9:49 AMExtract Volume: (ul) Date Analyzed: 7/17/2020 5:33 PMSeq Number: 2325154 Dilution Factor: 57.40GC Column: RTX-624 30m Batch ID: R120047Column ID: 0.25mm, 1.4um(mm)CAS NO. COMPOUND CONC. UNITS:  $\mu\text{g/Kg-dry}$  Q DL LOD LOQ

GRO	Gasoline Range Organics C6-C10	66000	H	1400	1600	2600
-----	--------------------------------	-------	---	------	------	------

SW8015B

## Form I

CLIENT SAMPLE NO.

VOA8 MBLK 072020

Lab Name: RTI Laboratories, Inc. Contract:Lab Code: GLEN01 ClientID: USA17 SAS No.: SDG No.: 2006479Matrix: Solid Lab Sample ID: VOA8 MBLK 072020Sample wt/vol: G Lab File ID: Vial:Level: (low/med) LOW Date Collected:% Moisture: N/A Date Received:Extract Volume: (ul) Date Analyzed: 7/20/2020 5:11 PMSeq Number: 2325229 Dilution Factor: 1.00GC Column: RTX-624 30m Batch ID: R120051Column ID: 0.25mm, 1.4um(mm)

CAS NO.	COMPOUND	CONC.	UNITS: µg/Kg	Q	DL	LOD	LOQ
GRO	Gasoline Range Organics C6-C10	25	U	21	25	40	

SW8015B

## Form I

CLIENT SAMPLE NO.

VOA8 LCS 072020

Lab Name: RTI Laboratories, Inc. Contract:Lab Code: GLEN01 ClientID: USA17 SAS No.: SDG No.: 2006479Matrix: Solid Lab Sample ID: VOA8 LCS 072020Sample wt/vol: G Lab File ID: Vial:Level: (low/med) LOW Date Collected:% Moisture: N/A Date Received:Extract Volume: (ul) Date Analyzed: 7/20/2020 4:12 PMSeq Number: 2325227 Dilution Factor: 1.00GC Column: RTX-624 30m Batch ID: R120051Column ID: 0.25mm, 1.4um(mm)

CAS NO. COMPOUND CONC. UNITS: µg/Kg Q DL LOD LOQ

GRO	Gasoline Range Organics C6-C10	1000		21	25	40
-----	--------------------------------	------	--	----	----	----

SW8015B

## Form I

CLIENT SAMPLE NO.

MS

Lab Name: RTI Laboratories, Inc. Contract:Lab Code: GLEN01 ClientID: USA17 SAS No.: SDG No.: 2006479Matrix: Solid Lab Sample ID: 2006481-014BMSSample wt/vol: G Lab File ID: Vial:Level: (low/med) LOW Date Collected:% Moisture: 4.1949 Date Received:Extract Volume: (ul) Date Analyzed: 7/21/2020 2:10 AMSeq Number: 2325247 Dilution Factor: 52.10GC Column: RTX-624 30m Batch ID: R120051Column ID: 0.25mm, 1.4um(mm)CAS NO. COMPOUND CONC. UNITS:  $\mu\text{g/Kg-dry}$  Q DL LOD LOQ

GRO	Gasoline Range Organics C6-C10	54000	H	1100	1400	2200
-----	--------------------------------	-------	---	------	------	------

SW8015B

## Form I

CLIENT SAMPLE NO.

MSD

Lab Name: RTI Laboratories, Inc. Contract:Lab Code: GLEN01 ClientID: USA17 SAS No.: SDG No.: 2006479Matrix: Solid Lab Sample ID: 2006481-014BMSDSample wt/vol: G Lab File ID: Vial:Level: (low/med) LOW Date Collected:% Moisture: 4.1949 Date Received:Extract Volume: (ul) Date Analyzed: 7/21/2020 2:40 AMSeq Number: 2325248 Dilution Factor: 52.10GC Column: RTX-624 30m Batch ID: R120051Column ID: 0.25mm, 1.4um(mm)CAS NO. COMPOUND CONC. UNITS:  $\mu\text{g/Kg-dry}$  Q DL LOD LOQ

GRO	Gasoline Range Organics C6-C10	55000	H	1100	1400	2200
-----	--------------------------------	-------	---	------	------	------

SW8015B

FORM II B  
SYSTEM MONITORING COMPOUND RECOVERY

Lab Name: RTI Laboratories, Inc. Contract: USA17  
 Lab Code: GLEN01 Client No: USA17  
 SAS No.: SDG No.: 2006479 Level (low/med): low  
 GC Column(1): RTX-624 30m ID: 0.25mm, 1.4um(mm)  
 GC Column(2): ID: (mm)

	Client SAMPLE NO.	TOT OUT	SMC1 (4BF) #	SMC2 (DC4) #	SMC3 (TFT) #
01	VOA8 LCS 071720	0	0	93.3	0
02	VOA8 MBLK 071720	0	0	99.5	0
03	TAFBS-S-25	0		93.9	
04	TAFBS-S-24	0		81.1	
05	TAFBS-S-23	0		80.9	
06	TAFBS-S-22	0		94.1	
07	TAFBS-S-22MS	0	0	97.2	0
08	TAFBS-S-22MSD	0	0	96.1	0
09	VOA8 LCS 072020	0	0	103	0
10	VOA8 MBLK 072020	0	0	92.3	0
11	TAFBS-S-21	0		105	
12	TAFBS-S-20	0		92.0	
13	TAFBS-S-19	0		94.6	
14	MS	0	0	102	0
15	MSD	0	0	99.2	0

	QC Limit
SMC3 (TFT) =Trifluorotoluene	70-130
SMC2 (DC4) =1,2-Dichlorobenzene-d4	70-130
SMC1 (4BF) =4-Bromofluorobenzene	67-134

# Column to be used to flag recovery values

\* Values outside of contract required QC limits

FORM II

SW8015B

FORM III  
SYSTEM MONITORING SPIKE/DUPLICATE RECOVERY

Lab Name: RTI Laboratories, Inc. Contract: USA17

Lab Code: GLEN01 ClientID: USA17 SAS No.: SDG No.: 2006479

Sample ID: 2006479-004B Level: (low/med) LOW

COMPOUND	SPIKE ADDED Units (µg/Kg)	SAMPLE CONC. Units (µg/Kg)	MS CONC. Units (µg/Kg)	MS % REC #	QC LIMITS REC	SPIKE ADDED Units (µg/Kg)	MSD CONC. Units (µg/Kg)	MSD % REC #	% RPD #	QC LIMITS RPD REC	
Gasoline Range Organics C6-C10	65000	0	70000	108	79-122	65000	66000	102	5.62	25	79-122

# Column to be used to flag recovery and RPD values with an asterisk

\* Values outside of QC limits

RPD: 0 out of 1 outside limits

Spike Recovery: 0 out of 2 outside limits



FORM III  
SYSTEM MONITORING SPIKE/DUPLICATE RECOVERY

Lab Name: RTI Laboratories, Inc. Contract: USA17

Lab Code: GLEN01 ClientID: USA17 SAS No.: SDG No.: 2006479

Sample ID: 2006481-014BMSD Level: (low/med) LOW

COMPOUND	SPIKE ADDED Units (µg/Kg)	SAMPLE CONC. Units (µg/Kg)	MS CONC. Units (µg/Kg)	MS % REC #	QC LIMITS REC	SPIKE ADDED Units (µg/Kg)	MSD CONC. Units (µg/Kg)	MSD % REC #	% RPD #	QC LIMITS RPD REC	
Gasoline Range Organics C6-C10	54000	0	54000	99.8	79-122	54000	55000	100	0.619	25	79-122

# Column to be used to flag recovery and RPD values with an asterisk

\* Values outside of QC limits

RPD: 0 out of 1 outside limits

Spike Recovery: 0 out of 2 outside limits

FORM III A  
SYSTEM MONITORING SPIKE RECOVERY

Lab Name: RTI Laboratories, Inc. Contract: USA17 SDG No: 2006479  
Lab Code: GLEN01 ClientID: USA17 SAS No:  
Sample ID: VOA8 LCS 071720 Level(low/med): LOW

COMPOUND	SPIKE ADDED(µg/Kg)	SAMPLE CONCENTRATION (µg/Kg)	SPIKE CONCENTRATION (µg/Kg)	SPIKE % REC #	QC LIMITS REC.
Gasoline Range Organics C6-C10	1000	0	1200	117	79-122

# Column to be used to flag recovery and RPD values with an asterisk

\* Values outside of QC limits

Spike Recovery: 0 out of 1 outside limits

SW8015B

FORM III A  
SYSTEM MONITORING SPIKE RECOVERY

Lab Name: RTI Laboratories, Inc. Contract: USA17 SDG No: 2006479  
Lab Code: GLEN01 ClientID: USA17 SAS No:  
Sample ID: VOA8 LCS 072020 Level(low/med): LOW

COMPOUND	SPIKE ADDED(µg/Kg)	SAMPLE CONCENTRATION (µg/Kg)	SPIKE CONCENTRATION (µg/Kg)	SPIKE % REC #	QC LIMITS REC.
Gasoline Range Organics C6-C10	1000	0	1000	105	79-122

# Column to be used to flag recovery and RPD values with an asterisk

\* Values outside of QC limits

Spike Recovery: 0 out of 1 outside limits

SW8015B

FORM IV  
METHOD BLANK SUMMARY

Client SAMPLE NO.

VOA8 MBLK 071720

Lab Name: RTI Laboratories, Inc.

Contract: USA17

Lab Code: GLEN01 ClientID: USA17

SAS No.: SDG No.: 2006479

Lab File ID:          Vial:         

Lab Sample ID: VOA8 MBLK 071720

Date/Time Analyzed: 7/17/2020 8:03 AM

Instrument ID: GC-PT-FID

GC Column: RTX-624 30m

Matrix: S

Column ID: 0.25mm, 1.4um(mm)

THIS METHOD BLANK APPLIES TO THE FOLLOWING: SAMPLES, LCS, LCSD, MS AND MSD

	CLIENT SAMPLE NO.	LAB SAMPLE ID	FILE ID	DATE ANALYZED
01	VOA8 LCS 071720	VOA8 LCS 071720	Vial:	7/17/2020 7:03 AM
02	ZZZZZ	2006454-015B	Vial:	7/17/2020 8:33 AM
03	ZZZZZ	2006454-016B	Vial:	7/17/2020 9:03 AM
04	ZZZZZ	2006454-017B	Vial:	7/17/2020 9:33 AM
05	ZZZZZ	2006454-018B	Vial:	7/17/2020 10:02 AM
06	ZZZZZ	2006454-019B	Vial:	7/17/2020 10:32 AM
07	ZZZZZ	2006454-020B	Vial:	7/17/2020 11:02 AM
08	ZZZZZ	2006454-021B	Vial:	7/17/2020 11:32 AM
09	ZZZZZ	2006454-022B	Vial:	7/17/2020 12:02 PM
10	ZZZZZ	2006454-023B	Vial:	7/17/2020 12:32 PM
11	ZZZZZ	2006454-024B	Vial:	7/17/2020 1:02 PM
12	ZZZZZ	2006454-025B	Vial:	7/17/2020 1:33 PM
13	ZZZZZ	2006454-026B	Vial:	7/17/2020 2:03 PM
14	ZZZZZ	2006454-027B	Vial:	7/17/2020 2:33 PM
15	TAFBS-S-25	2006479-001B	Vial:	7/17/2020 3:03 PM
16	TAFBS-S-24	2006479-002B	Vial:	7/17/2020 3:33 PM
17	TAFBS-S-23	2006479-003B	Vial:	7/17/2020 4:03 PM
18	TAFBS-S-22	2006479-004B	Vial:	7/17/2020 4:33 PM
19	TAFBS-S-22MS	2006479-004B	Vial:	7/17/2020 5:03 PM
20	TAFBS-S-22MSD	2006479-004B	Vial:	7/17/2020 5:33 PM

FORM IV  
METHOD BLANK SUMMARY

Client SAMPLE NO.

VOA8 MBLK 072020

Lab Name: RTI Laboratories, Inc.

Contract: USA17

Lab Code: GLEN01 ClientID: USA17

SAS No.: SDG No.: 2006479

Lab File ID:          Vial:         

Lab Sample ID: VOA8 MBLK 072020

Date/Time Analyzed: 7/20/2020 5:11 PM

Instrument ID: GC-PT-FID

GC Column: RTX-624 30m

Matrix: S

Column ID: 0.25mm, 1.4um(mm)

THIS METHOD BLANK APPLIES TO THE FOLLOWING: SAMPLES, LCS, LCSD, MS AND MSD

	CLIENT SAMPLE NO.	LAB SAMPLE ID	FILE ID	DATE ANALYZED
01	VOA8 LCS 072020	VOA8 LCS 072020	Vial:	7/20/2020 4:12 PM
02	TAFBS-S-21	2006479-005B	Vial:	7/20/2020 5:42 PM
03	TAFBS-S-20	2006479-006B	Vial:	7/20/2020 6:12 PM
04	TAFBS-S-19	2006479-007B	Vial:	7/20/2020 6:42 PM
05	ZZZZZ	2006481-001B	Vial:	7/20/2020 7:12 PM
06	ZZZZZ	2006481-002B	Vial:	7/20/2020 7:42 PM
07	ZZZZZ	2006481-003B	Vial:	7/20/2020 8:11 PM
08	ZZZZZ	2006481-004B	Vial:	7/20/2020 8:41 PM
09	ZZZZZ	2006481-005B	Vial:	7/20/2020 9:11 PM
10	ZZZZZ	2006481-006B	Vial:	7/20/2020 9:41 PM
11	ZZZZZ	2006481-007B	Vial:	7/20/2020 10:11 PM
12	ZZZZZ	2006481-008B	Vial:	7/20/2020 10:41 PM
13	ZZZZZ	2006481-009B	Vial:	7/20/2020 11:11 PM
14	ZZZZZ	2006481-010B	Vial:	7/20/2020 11:41 PM
15	ZZZZZ	2006481-011B	Vial:	7/21/2020 12:10 AM
16	ZZZZZ	2006481-012B	Vial:	7/21/2020 12:40 AM
17	ZZZZZ	2006481-013B	Vial:	7/21/2020 1:11 AM
18	ZZZZZ	2006481-014B	Vial:	7/21/2020 1:40 AM
19	MS	2006481-014BMS	Vial:	7/21/2020 2:10 AM
20	MSD	2006481-014BMSD	Vial:	7/21/2020 2:40 AM

## FORM VI

## Nonhalogenated Organics, GC/FID INITIAL CALIBRATION DATA

Lab Name: RTI Laboratories, Inc. Contract:Lab Code: GLEN01 Workorder: 2006479Calibration ID: 118287Instrument ID: GC-PT-FIDCalibration Begin Date/Time: 5/14/2020 6:45 PMGC Column: 0.25mm, 1.4umCalibration End Date/Time: 5/14/2020 9:44 PMColumn ID: RTX-624 30m(mm)

LAB FILE ID:

VOA8 100 ICAL 05142007.D  
051420 Vial:

VOA8 500 ICAL 05142008.D  
051420 Vial:

VOA8 5000 ICAL 05142011.D  
05142 Vial:

VOA8 10000 ICAL 05142012.D  
0514 Vial:

VOA8 5000 ICAL 05142011.D  
05142 Vial:

VOA8 10000 ICAL 05142012.D  
0514 Vial:

VOA8 40 ICAL 05142006.D  
051420 Vial:

COMPOUND	VOA8 100 ICAL 051420	VOA8 500 ICAL 051420	VOA8 1000 ICAL 05142	VOA8 2000 ICAL 05142	VOA8 5000 ICAL 05142	VOA8 10000 ICAL 0514	VOA8 40 ICAL 051420				CF	% RSD	R <sup>2</sup>	Curve Type
1,2-Dichlorobenzene-d4	549.20	487.10	472.56	459.14	474.80	467.81	749.00	0	0	0			1.00000	LINEAR_0
4-Bromofluorobenzene	0	0	0	0	0	0	0	0	0	0	0		0	AVERAGE
Gasoline Range Organics C6-C10	344.30	409.07	401.98	384.72	384.99	372.08	404.93	0	0	0	386.01	5.87		AVERAGE
Trifluorotoluene	0	0	0	0	0	0	0	0	0	0	0		0	AVERAGE

\* Compounds with required minimum RRF and maximum %RSD values.

All other compounds must meet a minimum RRF of 0.010.

## FORM VI C

## Nonhalogenated Organics, GC/FID INITIAL CALIBRATION DATA - RETENTION TIMES

Lab Name: RTI Laboratories, Inc. Contract:Lab Code: GLEN01Workorder: 2006479Calibration ID: 118287Instrument ID: GC-PT-FIDCalibration Begin Date/Time: 5/14/2020 6:45 PMGC Column: 0.25mm, 1.4umCalibration End Date/Time: 5/14/2020 9:44 PMColumn ID: RTX-624 30m(mm)

## LAB FILE ID:

VOA8 100 ICAL 05142007.D VOA8 500 ICAL 05142008.D VOA8 5000 ICAL 05142011.D VOA8 10000 ICAL 05142012.D VOA8 5000 ICAL 05142011.D  
 051420 Vial: 051420 Vial: 05142 Vial: 0514 Vial: 05142 Vial:

VOA8 10000 ICAL 05142012.D VOA8 40 ICAL 05142006.D  
 0514 Vial: 051420 Vial:

COMPOUND	VOA8 100 ICAL 051420	VOA8 500 ICAL 051420	VOA8 1000 ICAL 05142	VOA8 2000 ICAL 05142	VOA8 5000 ICAL 05142	VOA8 10000 ICAL 0514	VOA8 40 ICAL 051420				Mean RT	Lower RT Limit	Upper RT Limit	
1,2-Dichlorobenzene-d4	15.64	15.64	15.64	15.64	15.64	15.64	15.63	0	0	0	15.64	15.64	15.64	
4-Bromofluorobenzene	0	0	0	0	0	0	0	0	0	0	0.00	0.00	0.00	
Gasoline Range Organics (C5-C12)	0	0	0	0	0	0	0	0	0	0	0.00	0.00	0.00	
Gasoline Range Organics C6-C10	8.46	8.46	8.46	8.46	8.46	8.46	8.46	0	0	0	8.46	8.46	8.46	
Gasoline Range Organics C6-C12	0	0	0	0	0	0	0	0	0	0	0.00	0.00	0.00	
Gasoline Range Organics C6-C8	0	0	0	0	0	0	0	0	0	0	0.00	0.00	0.00	
Gasoline Range Organics C8-C10	0	0	0	0	0	0	0	0	0	0	0.00	0.00	0.00	
Propane	0	0	0	0	0	0	0	0	0	0	0.00	0.00	0.00	
Trifluorotoluene	0	0	0	0	0	0	0	0	0	0	0.00	0.00	0.00	

FORM VII B  
CONTINUING CALIBRATION CHECK

Lab Name: RTI Laboratories, Inc.

Contract: USA17

Case No: USA17

Lab Code: GLEN01

SAS No.:

SDG No.: 2006479

Instrument ID: GC-PT-FID

Lab File ID:         Vial:

Sample ID: VOA8 ICV 051420

GC Column: RTX-624 30m

GC Column ID: 0.25mm, 1.4um(mm)

Cal. Begin Date: 5/14/2020 6:45 PM

Cal. End Date: 5/14/2020 9:44 PM

COMPOUND	CURVE TYPE	ICAL Avg RRF	minRRF	RRF	%D	MAX %D	THEO CONC	RCVR CONC	%Drift	MAX %D <sup>2</sup>
Gasoline Range Organics C6-C10	AVERAGE	386.01	0.10000	451.04	16.8	20	2000	2300	16.8	20
Trifluorotoluene	AVERAGE	0	0	0			0	0		
1,2-Dichlorobenzene-d4	LINEAR_0	0	0.10000	468.12		20	50.0	50.0	0.346	20
4-Bromofluorobenzene	AVERAGE	0	0	0		20	0	0		20



FORM VII B  
CONTINUING CALIBRATION CHECK

Lab Name: RTI Laboratories, Inc.

Contract: USA17

Case No: USA17

Lab Code: GLEN01

SAS No.:

SDG No.: 2006479

Instrument ID: GC-PT-FID

Lab File ID:         Vial:

Sample ID: VOA8 CCV 071720

GC Column: RTX-624 30m

GC Column ID: 0.25mm, 1.4um(mm)

Cal. Begin Date: 5/14/2020 6:45 PM

Cal. End Date: 5/14/2020 9:44 PM

COMPOUND	CURVE TYPE	ICAL Avg RRF	minRRF	RRF	%D	MAX %D	THEO CONC	RCVR CONC	%Drift	MAX %D <sup>2</sup>
Gasoline Range Organics C6-C10	AVERAGE	386.01	0.10000	389.52	0.910	20	2000	2000	0.910	20
Trifluorotoluene	AVERAGE	0	0.10000	0		20	0	0		20
1,2-Dichlorobenzene-d4	LINEAR_0	0	0.10000	449.18		20	50.0	48.0	4.38	20
4-Bromofluorobenzene	AVERAGE	0	0	0		20	0	0		20

FORM VII B  
CONTINUING CALIBRATION CHECK

Lab Name: RTI Laboratories, Inc.

Contract: USA17

Case No: USA17

Lab Code: GLEN01

SAS No.:

SDG No.: 2006479

Instrument ID: GC-PT-FID

Lab File ID: Vial:

Sample ID: VOA8 CCVE 071720

GC Column: RTX-624 30m

GC Column ID: 0.25mm, 1.4um(mm)

Cal. Begin Date: 5/14/2020 6:45 PM

Cal. End Date: 5/14/2020 9:44 PM

COMPOUND	CURVE TYPE	ICAL Avg RRF	minRRF	RRF	%D	MAX %D	THEO CONC	RCVR CONC	%Drift	MAX %D <sup>2</sup>
Gasoline Range Organics C6-C10	AVERAGE	386.01	0.10000	390.86	1.26	50	2000	2000	1.26	50
Trifluorotoluene	AVERAGE	0	0.10000	0		50	0	0		50
1,2-Dichlorobenzene-d4	LINEAR_0	0	0.10000	446.02		50	50.0	47.0	5.05	50
4-Bromofluorobenzene	AVERAGE	0	0	0		50	0	0		50

FORM VII B  
CONTINUING CALIBRATION CHECK

Lab Name: RTI Laboratories, Inc.

Contract: USA17

Case No: USA17

Lab Code: GLEN01

SAS No.:

SDG No.: 2006479

Instrument ID: GC-PT-FID

Lab File ID: Vial:

Sample ID: VOA8 CCV 072020

GC Column: RTX-624 30m

GC Column ID: 0.25mm, 1.4um(mm)

Cal. Begin Date: 5/14/2020 6:45 PM

Cal. End Date: 5/14/2020 9:44 PM

COMPOUND	CURVE TYPE	ICAL Avg RRF	minRRF	RRF	%D	MAX %D	THEO CONC	RCVR CONC	%Drift	MAX %D <sup>2</sup>
Gasoline Range Organics C6-C10	AVERAGE	386.01	0.10000	434.37	12.5	20	2000	2300	12.5	20
Trifluorotoluene	AVERAGE	0	0.10000	0		20	0	0		20
1,2-Dichlorobenzene-d4	LINEAR_0	0	0.10000	454.90		20	50.0	48.0	3.16	20
4-Bromofluorobenzene	AVERAGE	0	0	0		20	0	0		20

FORM VII B  
CONTINUING CALIBRATION CHECK

Lab Name: RTI Laboratories, Inc.

Contract: USA17

Case No: USA17

Lab Code: GLEN01

SAS No.:

SDG No.: 2006479

Instrument ID: GC-PT-FID

Lab File ID: Vial:

Sample ID: VOA8 CCVE 072020

GC Column: RTX-624 30m

GC Column ID: 0.25mm, 1.4um(mm)

Cal. Begin Date: 5/14/2020 6:45 PM

Cal. End Date: 5/14/2020 9:44 PM

COMPOUND	CURVE TYPE	ICAL Avg RRF	minRRF	RRF	%D	MAX %D	THEO CONC	RCVR CONC	%Drift	MAX %D <sup>2</sup>
Gasoline Range Organics C6-C10	AVERAGE	386.01	0.10000	419.01	8.55	50	2000	2200	8.55	50
Trifluorotoluene	AVERAGE	0	0.10000	0		50	0	0		50
1,2-Dichlorobenzene-d4	LINEAR_0	0	0.10000	470.44		50	50.0	50.0	0.148	50
4-Bromofluorobenzene	AVERAGE	0	0	0		50	0	0		50

FORM VIII PEST1  
PESTICIDE ANALYTICAL SEQUENCE

Lab Name: RTI Laboratories, Inc. Contract: USA17

Lab Code: GLEN01 ClientID: USA17 SAS No.: SDG No.: 2006479

GC Column: RTX-624 30m ID: 0.25mm, 1.4um(mm)

Init. Calib. Date(s): 5/14/2020 5/14/2020 Instrument ID: GC-PT-FID

THE ANALYTICAL SEQUENCE OF PERFORMANCE EVALUATION MIXTURES ,BLANKS,  
SAMPLES, AND STANDARDS IS GIVEN BELOW:

SURROGATE RT FROM CONTINUING CALIBRATION					
(DC4): 15.66			(4BF): 11.56		
	CLIENT SAMPLE NO.	LAB SAMPLE ID	DATE ANALYZED	TIME ANALYZED	RT #
01	VOA8 ICV 051420	VOA8 ICV 051420	5/14/2020	22:43	15.64
01	VOA8 CCV 071720	VOA8 CCV 071720	7/17/2020	06:33	15.64
02	VOA8 LCS 071720	VOA8 LCS 071720	7/17/2020	07:03	15.64
03	VOA8 RLVS 071720	VOA8 RLVS 071720	7/17/2020	07:33	15.64
04	VOA8 MBLK 071720	VOA8 MBLK 071720	7/17/2020	08:03	15.64
05	ZZZZZ	2006454-015B	7/17/2020	08:33	15.64
06	ZZZZZ	2006454-016B	7/17/2020	09:03	15.64
07	ZZZZZ	2006454-017B	7/17/2020	09:33	15.64
08	ZZZZZ	2006454-018B	7/17/2020	10:02	15.64
09	ZZZZZ	2006454-019B	7/17/2020	10:32	15.64
10	ZZZZZ	2006454-020B	7/17/2020	11:02	15.64
11	ZZZZZ	2006454-021B	7/17/2020	11:32	15.64
12	ZZZZZ	2006454-022B	7/17/2020	12:02	15.63
13	ZZZZZ	2006454-023B	7/17/2020	12:32	15.63
14	ZZZZZ	2006454-024B	7/17/2020	13:02	15.63
15	ZZZZZ	2006454-025B	7/17/2020	13:33	15.64
16	ZZZZZ	2006454-026B	7/17/2020	14:03	15.64
17	ZZZZZ	2006454-027B	7/17/2020	14:33	15.63
18	TAFBS-S-25	2006479-001B	7/17/2020	15:03	15.64
19	TAFBS-S-24	2006479-002B	7/17/2020	15:33	15.63
20	TAFBS-S-23	2006479-003B	7/17/2020	16:03	15.63
21	TAFBS-S-22	2006479-004B	7/17/2020	16:33	15.64
22	TAFBS-S-22MS	2006479-004B	7/17/2020	17:03	15.64
23	TAFBS-S-22MSD	2006479-004B	7/17/2020	17:33	15.64

FORM VIII PEST1  
PESTICIDE ANALYTICAL SEQUENCE

Lab Name: RTI Laboratories, Inc. Contract: USA17  
 Lab Code: GLEN01 ClientID: USA17 SAS No.:                      SDG No.: 2006479  
 GC Column: RTX-624 30m ID: 0.25mm, 1.4um(mm)  
 Init. Calib. Date(s): 5/14/2020 5/14/2020 Instrument ID: GC-PT-FID

THE ANALYTICAL SEQUENCE OF PERFORMANCE EVALUATION MIXTURES ,BLANKS,  
SAMPLES, AND STANDARDS IS GIVEN BELOW:

SURROGATE RT FROM CONTINUING CALIBRATION					
(DC4): 15.66			(4BF): 11.56		
CLIENT SAMPLE NO.	LAB SAMPLE ID	DATE ANALYZED	TIME ANALYZED	RT #	RT #
01 VOA8 CCVE 071720	VOA8 CCVE 071720	7/17/2020	18:04	15.64	0.00

QC LIMITS

(DC4) = 1,2-Dichlorobenzene-d4                      (± 0.00 MINUTES)  
 (4BF) = 4-Bromofluorobenzene                      (± 0.00 MINUTES)

# Column used to flag values outside QC limits with an asterisk.      \* Values outside of QC limits.

FORM VIII PEST1  
PESTICIDE ANALYTICAL SEQUENCE

Lab Name: RTI Laboratories, Inc. Contract: USA17  
Lab Code: GLEN01 ClientID: USA17 SAS No.: SDG No.: 2006479  
GC Column: RTX-624 30m ID: 0.25mm, 1.4um(mm)  
Init. Calib. Date(s): 5/14/2020 5/14/2020 Instrument ID: GC-PT-FID

THE ANALYTICAL SEQUENCE OF PERFORMANCE EVALUATION MIXTURES ,BLANKS,  
SAMPLES, AND STANDARDS IS GIVEN BELOW:

SURROGATE RT FROM CONTINUING CALIBRATION					
(DC4): 15.66			(4BF): 11.56		
	CLIENT SAMPLE NO.	LAB SAMPLE ID	DATE ANALYZED	TIME ANALYZED	RT #
01	VOA8 ICV 051420	VOA8 ICV 051420	5/14/2020	22:43	15.64
01	VOA8 CCV 072020	VOA8 CCV 072020	7/20/2020	15:42	15.64
02	VOA8 LCS 072020	VOA8 LCS 072020	7/20/2020	16:12	15.64
03	VOA8 RLVS 072020	VOA8 RLVS 072020	7/20/2020	16:42	15.64
04	VOA8 MBLK 072020	VOA8 MBLK 072020	7/20/2020	17:11	15.64
05	TAFBS-S-21	2006479-005B	7/20/2020	17:42	15.64
06	TAFBS-S-20	2006479-006B	7/20/2020	18:12	15.64
07	TAFBS-S-19	2006479-007B	7/20/2020	18:42	15.64
08	ZZZZZ	2006481-001B	7/20/2020	19:12	15.64
09	ZZZZZ	2006481-002B	7/20/2020	19:42	15.64
10	ZZZZZ	2006481-003B	7/20/2020	20:11	15.64
11	ZZZZZ	2006481-004B	7/20/2020	20:41	15.64
12	ZZZZZ	2006481-005B	7/20/2020	21:11	15.64
13	ZZZZZ	2006481-006B	7/20/2020	21:41	15.64
14	ZZZZZ	2006481-007B	7/20/2020	22:11	15.64
15	ZZZZZ	2006481-008B	7/20/2020	22:41	15.64
16	ZZZZZ	2006481-009B	7/20/2020	23:11	15.64
17	ZZZZZ	2006481-010B	7/20/2020	23:41	15.64
18	ZZZZZ	2006481-011B	7/21/2020	00:10	15.64
19	ZZZZZ	2006481-012B	7/21/2020	00:40	15.64
20	ZZZZZ	2006481-013B	7/21/2020	01:11	15.64
21	ZZZZZ	2006481-014B	7/21/2020	01:40	15.64
22	MS	2006481-014BMS	7/21/2020	02:10	15.64
23	MSD	2006481-014BMSD	7/21/2020	02:40	15.64

FORM VIII PEST1  
PESTICIDE ANALYTICAL SEQUENCE

Lab Name: RTI Laboratories, Inc. Contract: USA17  
 Lab Code: GLEN01 ClientID: USA17 SAS No.:                      SDG No.: 2006479  
 GC Column: RTX-624 30m ID: 0.25mm, 1.4um(mm)  
 Init. Calib. Date(s): 5/14/2020 5/14/2020 Instrument ID: GC-PT-FID

THE ANALYTICAL SEQUENCE OF PERFORMANCE EVALUATION MIXTURES ,BLANKS,  
SAMPLES, AND STANDARDS IS GIVEN BELOW:

SURROGATE RT FROM CONTINUING CALIBRATION					
(DC4): 15.66			(4BF): 11.56		
CLIENT SAMPLE NO.	LAB SAMPLE ID	DATE ANALYZED	TIME ANALYZED	RT #	RT #
01 VOA8 CCVE 072020	VOA8 CCVE 072020	7/21/2020	03:10	15.64	0.00

QC LIMITS

(DC4) = 1,2-Dichlorobenzene-d4                      (± 0.00 MINUTES)  
 (4BF) = 4-Bromofluorobenzene                      (± 0.00 MINUTES)

# Column used to flag values outside QC limits with an asterisk.      \* Values outside of QC limits.



## Injection Log

Directory: C:\HPCHEM\1\DATA\071620

Line	Vial	FileName	Multiplier	SampleName	Misc Info	Injected
1	3	07162001.d	1.	cleaning		16 Jul 2020 15:34
2	3	07162002.d	1.	GRO Window 071620		16 Jul 2020 16:04
3	4	07162004.d	1.	cleaning		16 Jul 2020 16:34
4	3	07162005.d	1.	VOA8 CCB 071620	CCB SW_8015S-GRO	16 Jul 2020 17:05
5	31	07162006.d	1.	VOA8 CCV 071620	CCV SW_8015S-GRO	16 Jul 2020 17:34
6	30	07162007.d	1.	VOA8 LCS 071620	LCS SW_8015S-GRO	16 Jul 2020 18:05
7	32	07162008.d	1.	VOA8 RLVS 071620	RLVS SW_8015S-GRO	16 Jul 2020 18:35
8	33	07162009.d	1.	VOA8 MBLK 071620	MBLK SW_8015S-GRO	16 Jul 2020 19:04
9	34	07162010.d	1.	2006262-011B	SAMP SW_8015S-GRO	16 Jul 2020 19:34
10	40	07162011.d	1.	2006260-007C	SAMP SW_8015S-GRO	16 Jul 2020 20:04
11	35	07162012.d	1.	2006260-008C	SAMP SW_8015S-GRO	16 Jul 2020 20:34
12	40	07162013.d	1.	2006454-001B	SAMP SW_8015S-GRO	16 Jul 2020 21:04
13	41	07162014.d	1.	2006454-002B	SAMP SW_8015S-GRO	16 Jul 2020 21:34
14	42	07162015.d	1.	2006454-003B	SAMP SW_8015S-GRO	16 Jul 2020 22:04
15	43	07162016.d	1.	2006454-004B	SAMP SW_8015S-GRO	16 Jul 2020 22:34
16	44	07162017.d	1.	2006454-005B	SAMP SW_8015S-GRO	16 Jul 2020 23:04
17	45	07162018.d	1.	2006454-006B	SAMP SW_8015S-GRO	16 Jul 2020 23:34
18	46	07162019.d	1.	2006454-007B	SAMP SW_8015S-GRO	17 Jul 2020 00:04
19	47	07162020.d	1.	2006454-008B	SAMP SW_8015S-GRO	17 Jul 2020 00:34
20	48	07162021.d	1.	2006454-009B	SAMP SW_8015S-GRO	17 Jul 2020 01:04
21	49	07162022.d	1.	2006454-010B	SAMP SW_8015S-GRO	17 Jul 2020 01:34
22	50	07162023.d	1.	2006454-011B	SAMP SW_8015S-GRO	17 Jul 2020 02:04
23	51	07162024.d	1.	2006454-012B	SAMP SW_8015S-GRO	17 Jul 2020 02:34
24	52	07162025.d	1.	2006454-013B	SAMP SW_8015S-GRO	17 Jul 2020 03:04
25	53	07162026.d	1.	2006454-014B	SAMP SW_8015S-GRO	17 Jul 2020 03:33
26	52	07162027.d	1.	2006454-014BMS	MS SW_8015S-GRO	17 Jul 2020 04:03
27	53	07162028.d	1.	2006454-014BMSD	MSD SW_8015S-GRO	17 Jul 2020 04:34
28	30	07162029.d	1.	VOA8 CCVE 071620	CCVE SW_8015S-GRO	17 Jul 2020 05:04
29	40	07162030.d	1.	RINSE	DO NOT USE	17 Jul 2020 05:33
30	3	07162031.d	1.	VOA8 CCB 071720	CCB SW_8015S-GRO	17 Jul 2020 06:03
31	30	07162032.d	1.	VOA8 CCV 071720	CCV SW_8015S-GRO	17 Jul 2020 06:33
32	30	07162033.d	1.	VOA8 LCS 071720	LCS SW_8015S-GRO	17 Jul 2020 07:03
33	32	07162034.d	1.	VOA8 RLVS 071720	RLVS SW_8015S-GRO	17 Jul 2020 07:33
34	33	07162035.d	1.	VOA8 MBLK 071720	MBLK SW_8015S-GRO	17 Jul 2020 08:03
35	34	07162036.d	1.	2006454-015B	SAMP SW_8015S-GRO	17 Jul 2020 08:33
36	35	07162037.d	1.	2006454-016B	SAMP SW_8015S-GRO	17 Jul 2020 09:03
37	36	07162038.d	1.	2006454-017B	SAMP SW_8015S-GRO	17 Jul 2020 09:33
38	37	07162039.d	1.	2006454-018B	SAMP SW_8015S-GRO	17 Jul 2020 10:02
39	38	07162040.d	1.	2006454-019B	SAMP SW_8015S-GRO	17 Jul 2020 10:32
40	39	07162041.d	1.	2006454-020B	SAMP SW_8015S-GRO	17 Jul 2020 11:02
41	40	07162042.d	1.	2006454-021B	SAMP SW_8015S-GRO	17 Jul 2020 11:32
42	41	07162043.d	1.	2006454-022B	SAMP SW_8015S-GRO	17 Jul 2020 12:02
43	42	07162044.d	1.	2006454-023B	SAMP SW_8015S-GRO	17 Jul 2020 12:32
44	43	07162045.d	1.	2006454-024B	SAMP SW_8015S-GRO	17 Jul 2020 13:02
45	44	07162046.d	1.	2006454-025B	SAMP SW_8015S-GRO	17 Jul 2020 13:33
46	45	07162047.d	1.	2006454-026B	SAMP SW_8015S-GRO	17 Jul 2020 14:03
47	46	07162048.d	1.	2006454-027B	SAMP SW_8015S-GRO	17 Jul 2020 14:33
48	47	07162049.d	1.	2006479-001B	SAMP SW_8015S-GRO	17 Jul 2020 15:03
49	48	07162050.d	1.	2006479-002B	SAMP SW_8015S-GRO	17 Jul 2020 15:33
50	49	07162051.d	1.	2006479-003B	SAMP SW_8015S-GRO	17 Jul 2020 16:03
51	50	07162052.d	1.	2006479-004B	SAMP SW_8015S-GRO	17 Jul 2020 16:33
52	52	07162053.d	1.	2006479-004BMS	MS SW_8015S-GRO	17 Jul 2020 17:03
53	53	07162054.d	1.	2006479-004BMSD	MSD SW_8015S-GRO	17 Jul 2020 17:33
54	30	07162055.d	1.	VOA8 CCVE 071720	CCVE SW_8015S-GRO	17 Jul 2020 18:04
55	41	07162056.d	1.	RINSE	DO NOT USE	17 Jul 2020 18:34

**Injection Log**

Line	Vial	FileName	Multiplier	SampleName	Misc Info	Injected
56	42	07162057.d	1.	RINSE	DO NOT USE	17 Jul 2020 19:04
57	43	07162058.d	1.	RINSE	DO NOT USE	17 Jul 2020 19:34
58	44	07162059.d	1.	RINSE	DO NOT USE	17 Jul 2020 20:03

# MeOH Soils

Date	Analyst	Sampe ID	Tare Wgt (g)	Total Wgt (g)	Sample Wgt (g)	MeOH Added (mL)	% Moisture	Correction Factor	Dilution Factor	Final Dilution Factor
07/16/2020	SKM	2006454-001	37.28	47.35	10.07	0.1	2.342342	0.02342342	50.0	51.2
07/16/2020	SKM	2006454-002	37.47	47.42	9.95	0.0	5.219012	0.05219012	50.3	52.9
07/16/2020	SKM	2006454-003	37.73	47.33	9.6	-0.4	4.185218	0.04185218	52.1	54.3
07/16/2020	SKM	2006454-004	37.78	47.29	9.51	-0.5	3.262787	0.03262787	52.6	54.3
07/16/2020	SKM	2006454-005	37.61	47.55	9.94	-0.1	3.574397	0.03574397	50.3	52.1
07/16/2020	SKM	2006454-006	37.73	47.38	9.65	-0.3	2.044154	0.02044154	51.8	52.9
07/16/2020	SKM	2006454-007	37.52	47.99	10.47	0.5	6.244344	0.06244344	50.0	53.1
07/16/2020	SKM	2006454-008	37.54	47.26	9.72	-0.3	2.056555	0.02056555	51.4	52.5
07/16/2020	SKM	2006454-009	37.57	47.67	10.1	0.1	2.750665	0.02750665	50.0	51.4
07/16/2020	SKM	2006454-010	37.43	47.65	10.22	0.2	3.085299	0.03085299	50.0	51.5
07/16/2020	SKM	2006454-011	37.53	47.69	10.16	0.2	3.187614	0.03187614	50.0	51.6
07/16/2020	SKM	2006454-012	37.65	47.27	9.62	-0.4	7.510917	0.07510917	52.0	55.9
07/16/2020	SKM	2006454-013	37.65	47.37	9.72	-0.3	5.8927	0.058927	51.4	54.5
07/16/2020	SKM	2006454-014	37.64	47.29	9.65	-0.4	11.74979	0.11749789	51.8	57.9
07/16/2020	SKM	2006454-015	37.89	47.73	9.84	-0.2	7.939189	0.07939189	50.8	54.8
07/16/2020	SKM	2006454-016	37.72	47.91	10.19	0.2	3.608661	0.03608661	50.0	51.8
07/16/2020	SKM	2006454-017	37.6	47.64	10.04	0.0	6.095406	0.06095406	50.0	53.0
07/16/2020	SKM	2006454-018	37.2	47.47	10.27	0.3	2.481618	0.02481618	50.0	51.2
07/16/2020	SKM	2006454-019	37.21	47.53	10.32	0.3	8.07993	0.0807993	50.0	54.0
07/16/2020	SKM	2006454-020	37.63	47.82	10.19	0.2	7.760928	0.07760928	50.0	53.9
07/16/2020	SKM	2006454-021	37.62	47.86	10.24	0.2	6.210191	0.06210191	50.0	53.1
07/16/2020	SKM	2006454-022	37.55	47.55	10	0.0	13.0809	0.13080895	50.0	56.5
07/16/2020	SKM	2006454-023	37.75	47.98	10.23	0.2	6.914434	0.06914434	50.0	53.5
07/16/2020	SKM	2006454-024	37.18	47.72	10.54	0.5	5.656934	0.05656934	50.0	52.8
07/16/2020	SKM	2006454-025	37.95	47.66	9.71	-0.3	5.69777	0.0569777	51.5	54.4
07/16/2020	SKM	2006454-026	37.12	47.23	10.11	0.1	6.193229	0.06193229	50.0	53.1
07/16/2020	SKM	2006454-027	37.73	47.91	10.18	0.2	5.514403	0.05514403	50.0	52.8
07/16/2020	SKM	2006479-001	37.76	47.69	9.93	-0.1	8.213716	0.08213716	50.4	54.5
07/16/2020	SKM	2006479-002	37.17	47.98	10.81	0.8	9.225092	0.09225092	50.0	54.6
07/16/2020	SKM	2006479-003	37.39	47.65	10.26	0.3	10.33884	0.10338836	50.0	55.2
07/16/2020	SKM	2006479-004	37.58	47.35	9.77	-0.2	12.1254	0.121254	51.2	57.4

Data File : C:\HPCHEM\1\DATA\071620\07162031.D Vial: 3  
Acq On : 17 Jul 2020 6:03 am Operator: S MCQUINN  
Sample : VOA8 CCB 071720 Inst : voa8  
Misc : CCB SW\_8015S-GRO Multiplr: 1.00  
IntFile : GRO.E  
Quant Time: Aug 12 10:58 2020 Quant Results File: 051420S.RES

Quant Method : C:\HPCHEM\1...\051420S.M (Chemstation Integrator)  
Title : GC-PT c6-10 SOIL  
Last Update : Thu Jun 11 15:37:38 2020  
Response via : Initial Calibration  
DataAcq Meth : 120919S.M

Volume Inj. :  
Signal Phase :  
Signal Info :

Compound	R.T.	Response	Conc Units
-----			
System Monitoring Compounds			
2) S 1,2-DCB-d4 (Surrogate)	15.64	22053	46.947 ug/KG
Target Compounds			
1) H GRO C6-C10	8.46	560	<MDL ug/KG

Data File : C:\HPCHEM\1\DATA\071620\07162031.D  
Acq On : 17 Jul 2020 6:03 am  
Sample : VOA8 CCB 071720  
Misc : CCB SW\_8015S-GRO  
IntFile : GRO.E  
Quant Time: Aug 12 10:58 2020 Quant Results File: 051420S.RES

Vial: 3  
Operator: S MCQUINN  
Inst : voa8  
Multiplr: 1.00

Quant Method : C:\HPCHEM\1...\051420S.M (Chemstation Integrator)  
Title : GC-PT c6-10 SOIL  
Last Update : Thu Jun 11 15:37:38 2020  
Response via : Multiple Level Calibration  
DataAcq Meth : 120919S.M

Volume Inj. :  
Signal Phase :  
Signal Info :



Appendix E

905

Data File : C:\HPCHEM\1\DATA\071620\07162032.D Vial: 30  
Acq On : 17 Jul 2020 6:33 am Operator: S MCQUINN  
Sample : VOA8 CCV 071720 Inst : voa8  
Misc : CCV SW\_8015S-GRO Multiplr: 1.00  
IntFile : GRO.E

Method : C:\HPCHEM\1\METHODS\2019\051420S.M (Chemstation Integrator)  
Title : GC-PT c6-10 SOIL  
Last Update : Thu Jun 11 15:37:38 2020  
Response via : Multiple Level Calibration

Min. RRF : 0.000 Min. Rel. Area : 50% Max. R.T. Dev 0.50min  
Max. RRF Dev : 15% Max. Rel. Area : 150%

	Compound	Amount	Calc.	%Dev	Area%	Dev(min)
1 H	GRO C6-C10	2000.000	2018.207	-0.9	101	0.00
2 S	1,2-DCB-d4 (Surrogate)	50.000	47.811	4.4	98	0.00

Data File : C:\HPCHEM\1\DATA\071620\07162032.D Vial: 30  
Acq On : 17 Jul 2020 6:33 am Operator: S MCQUINN  
Sample : VOA8 CCV 071720 Inst : voa8  
Misc : CCV SW\_8015S-GRO Multiplr: 1.00  
IntFile : GRO.E

Method : C:\HPCHEM\1\METHODS\2019\051420S.M (Chemstation Integrator)  
Title : GC-PT c6-10 SOIL  
Last Update : Thu Jun 11 15:37:38 2020  
Response via : Multiple Level Calibration

Min. RRF : 0.000 Min. Rel. Area : 50% Max. R.T. Dev 0.50min  
Max. RRF Dev : 15% Max. Rel. Area : 150%

Compound	Amount	Calc.	%Dev	Area%	Dev(min)
----------	--------	-------	------	-------	----------

---

Data File : C:\HPCHEM\1\DATA\071620\07162032.D Vial: 30  
Acq On : 17 Jul 2020 6:33 am Operator: S MCQUINN  
Sample : VOA8 CCV 071720 Inst : voa8  
Misc : CCV SW\_8015S-GRO Multiplr: 1.00  
IntFile : GRO.E  
Quant Time: Aug 12 10:58 2020 Quant Results File: 051420S.RES

Quant Method : C:\HPCHEM\1...\051420S.M (Chemstation Integrator)  
Title : GC-PT c6-10 SOIL  
Last Update : Thu Jun 11 15:37:38 2020  
Response via : Initial Calibration  
DataAcq Meth : 120919S.M

Volume Inj. :  
Signal Phase :  
Signal Info :

Compound	R.T.	Response	Conc Units
-----			
System Monitoring Compounds			
2) S 1,2-DCB-d4 (Surrogate)	15.64	22459	47.811 ug/KG
Target Compounds			
1) H GRO C6-C10	8.46	779047	2018.207 ug/KG

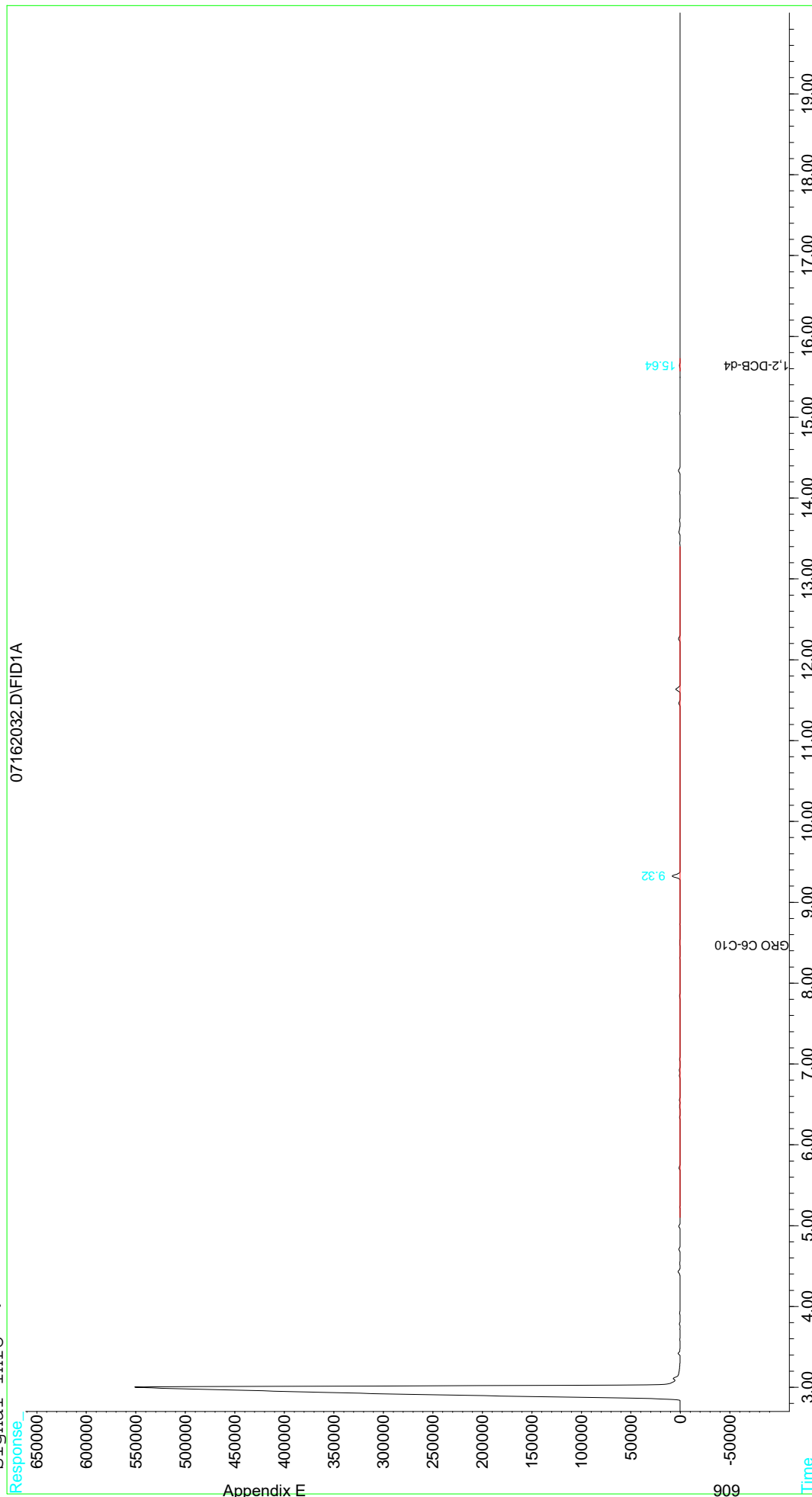


Data File : C:\HPCHEM\1\DATA\071620\07162032.D  
 Acq On : 17 Jul 2020 6:33 am  
 Sample : VOA8 CCV 071720  
 Misc : CCV SW\_8015S-GRO  
 IntFile : GRO.E  
 Quant Time: Aug 12 10:58 2020 Quant Results File: 051420S.RES

Vial: 30  
 Operator: S MCQUINN  
 Inst : voa8  
 Multiplr: 1.00

Quant Method : C:\HPCHEM\1...\051420S.M (Chemstation Integrator)  
 Title : GC-PT c6-10 SOIL  
 Last Update : Thu Jun 11 15:37:38 2020  
 Response via : Multiple Level Calibration  
 DataAcq Meth : 120919S.M

Volume Inj. :  
 Signal Phase :  
 Signal Info :



Appendix E

Data File : C:\HPCHEM\1\DATA\071620\07162033.D Vial: 30  
Acq On : 17 Jul 2020 7:03 am Operator: S MCQUINN  
Sample : VOA8 LCS 071720 Inst : voa8  
Misc : LCS SW\_8015S-GRO Multiplr: 1.00  
IntFile : GRO.E  
Quant Time: Aug 12 10:58 2020 Quant Results File: 051420S.RES

Quant Method : C:\HPCHEM\1...\051420S.M (Chemstation Integrator)  
Title : GC-PT c6-10 SOIL  
Last Update : Thu Jun 11 15:37:38 2020  
Response via : Initial Calibration  
DataAcq Meth : 120919S.M

Volume Inj. :  
Signal Phase :  
Signal Info :

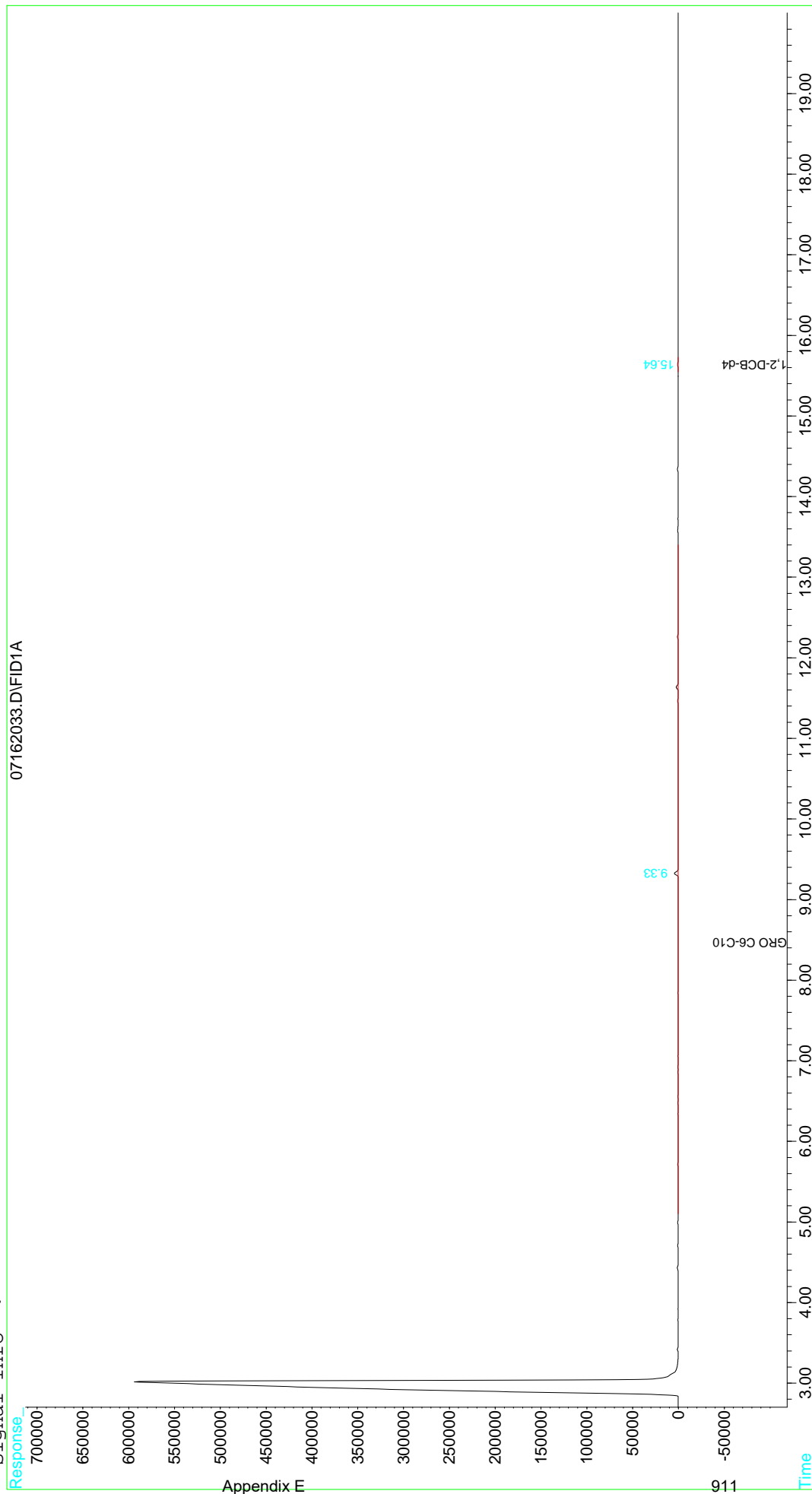
Compound	R.T.	Response	Conc Units
-----			
System Monitoring Compounds			
2) S 1,2-DCB-d4 (Surrogate)	15.64	21923	46.670 ug/KG
Target Compounds			
1) H GRO C6-C10	8.46	451968	1170.873 ug/KG

Data File : C:\HPCHEM\1\DATA\071620\07162033.D  
Acq On : 17 Jul 2020 7:03 am  
Sample : VOA8 LCS 071720  
Misc : LCS SW\_8015S-GRO  
IntFile : GRO.E  
Quant Time: Aug 12 10:58 2020 Quant Results File: 051420S.RES

Vial: 30  
Operator: S MCQUINN  
Inst : voa8  
Multiplr: 1.00

Quant Method : C:\HPCHEM\1...\051420S.M (Chemstation Integrator)  
Title : GC-PT c6-10 SOIL  
Last Update : Thu Jun 11 15:37:38 2020  
Response via : Multiple Level Calibration  
DataAcq Meth : 120919S.M

Volume Inj. :  
Signal Phase :  
Signal Info :



Data File : C:\HPCHEM\1\DATA\071620\07162034.D Vial: 32  
Acq On : 17 Jul 2020 7:33 am Operator: S MCQUINN  
Sample : VOA8 RLVS 071720 Inst : voa8  
Misc : RLVS SW\_8015S-GRO Multiplr: 1.00  
IntFile : GRO.E  
Quant Time: Aug 12 10:58 2020 Quant Results File: 051420S.RES

Quant Method : C:\HPCHEM\1...\051420S.M (Chemstation Integrator)  
Title : GC-PT c6-10 SOIL  
Last Update : Thu Jun 11 15:37:38 2020  
Response via : Initial Calibration  
DataAcq Meth : 120919S.M

Volume Inj. :  
Signal Phase :  
Signal Info :

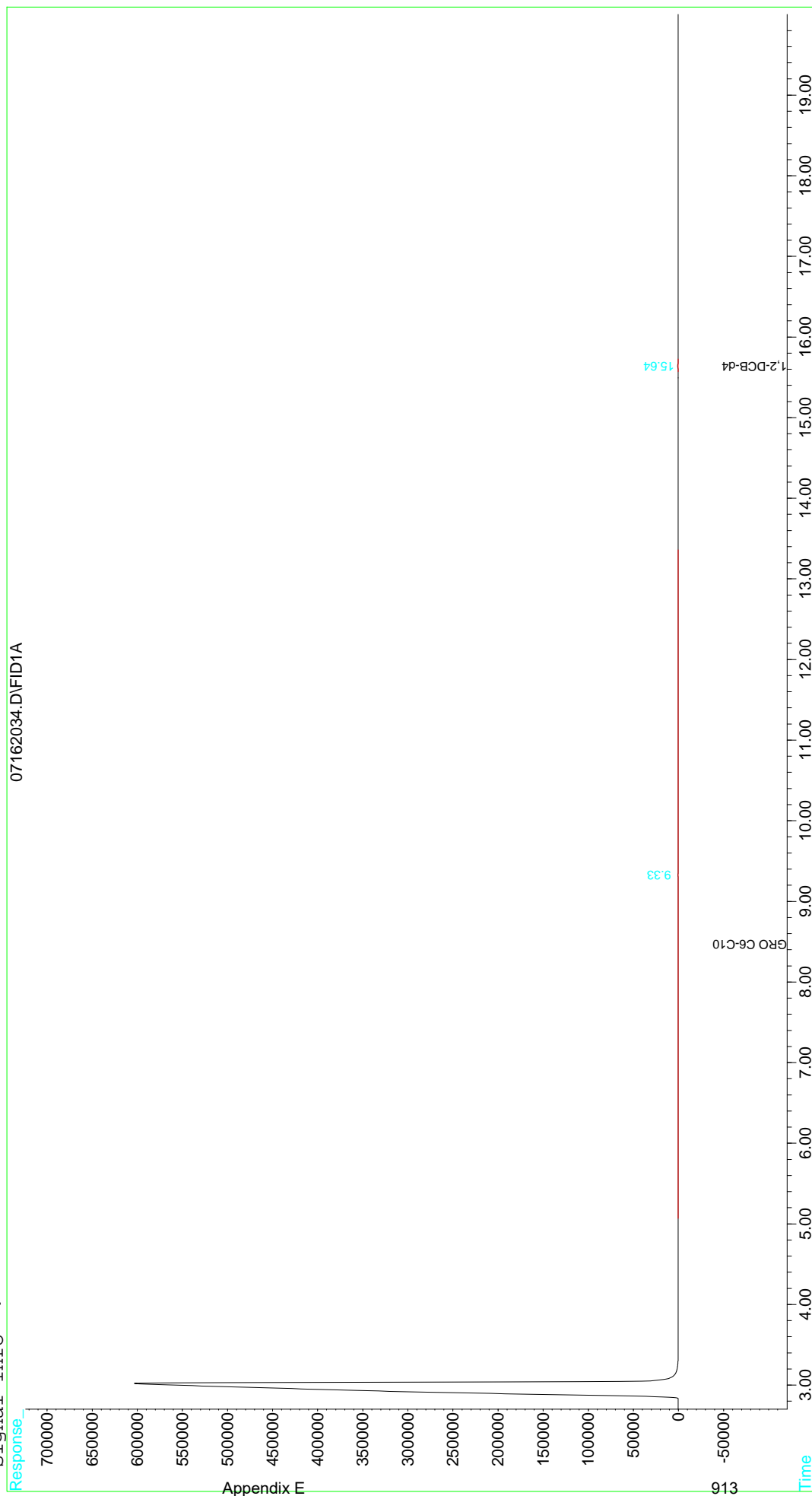
Compound	R.T.	Response	Conc Units
-----			
System Monitoring Compounds			
2) S 1,2-DCB-d4 (Surrogate)	15.64	21524	45.821 ug/KG
Target Compounds			
1) H GRO C6-C10	8.46	35278	91.391 ug/KG

Data File : C:\HPCHEM\1\DATA\071620\07162034.D  
Acq On : 17 Jul 2020 7:33 am  
Sample : VOA8 RLVS 071720  
Misc : RLVS SW\_8015S-GRO  
IntFile : GRO.E  
Quant Time: Aug 12 10:58 2020 Quant Results File: 051420S.RES

Vial: 32  
Operator: S MCQUINN  
Inst : voa8  
Multiplr: 1.00

Quant Method : C:\HPCHEM\1...\051420S.M (Chemstation Integrator)  
Title : GC-PT c6-10 SOIL  
Last Update : Thu Jun 11 15:37:38 2020  
Response via : Multiple Level Calibration  
DataAcq Meth : 120919S.M

Volume Inj. :  
Signal Phase :  
Signal Info :



Data File : C:\HPCHEM\1\DATA\071620\07162035.D Vial: 33  
Acq On : 17 Jul 2020 8:03 am Operator: S MCQUINN  
Sample : VOA8 MBLK 071720 Inst : voa8  
Misc : MBLK SW\_8015S-GRO Multiplr: 1.00  
IntFile : GRO.E  
Quant Time: Aug 12 10:59 2020 Quant Results File: 051420S.RES

Quant Method : C:\HPCHEM\1...\051420S.M (Chemstation Integrator)  
Title : GC-PT c6-10 SOIL  
Last Update : Thu Jun 11 15:37:38 2020  
Response via : Initial Calibration  
DataAcq Meth : 120919S.M

Volume Inj. :  
Signal Phase :  
Signal Info :

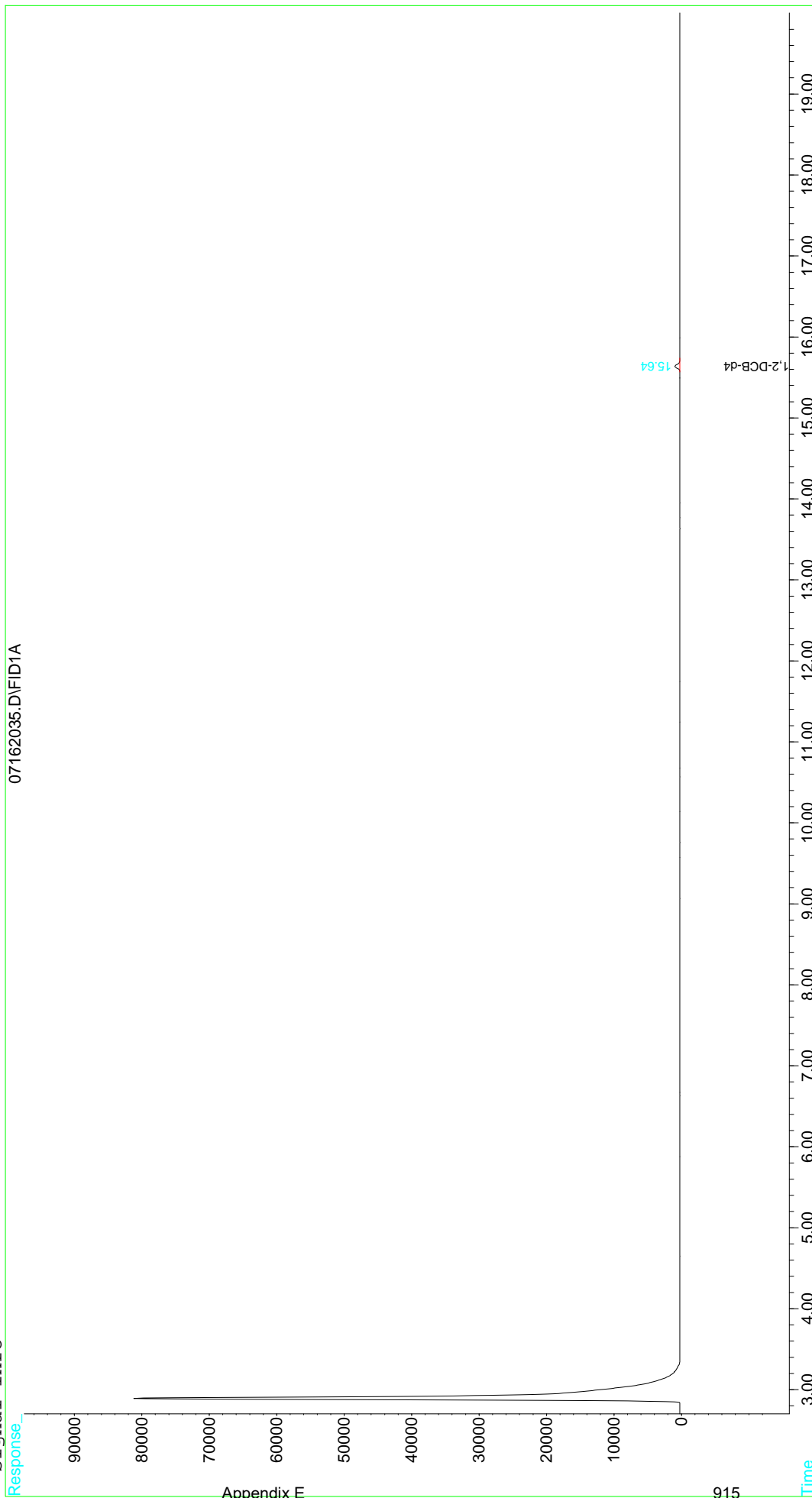
Compound	R.T.	Response	Conc Units
-----			
System Monitoring Compounds			
2) S 1,2-DCB-d4 (Surrogate)	15.64	23365	49.740 ug/KG
Target Compounds			
1) H GRO C6-C10	8.46	611	<MDL ug/KG

Data File : C:\HPCHEM\1\DATA\071620\07162035.D  
 Acq On : 17 Jul 2020 8:03 am  
 Sample : VOA8 MBLK 071720  
 Misc : MBLK SW\_8015S-GRO  
 IntFile : GRO.E  
 Quant Time: Aug 12 10:59 2020 Quant Results File: 051420S.RES

Vial: 33  
 Operator: S MCQUINN  
 Inst : voa8  
 Multiplr: 1.00

Quant Method : C:\HPCHEM\1...\051420S.M (Chemstation Integrator)  
 Title : GC-PT c6-10 SOIL  
 Last Update : Thu Jun 11 15:37:38 2020  
 Response via : Multiple Level Calibration  
 DataAcq Meth : 120919S.M

Volume Inj. :  
 Signal Phase :  
 Signal Info :



Appendix E

915

Data File : C:\HPCHEM\1\DATA\071620\07162049.D Vial: 47  
Acq On : 17 Jul 2020 3:03 pm Operator: S MCQUINN  
Sample : 2006479-001B Inst : voa8  
Misc : SAMP SW\_8015S-GRO Multiplr: 1.00  
IntFile : GRO.E  
Quant Time: Aug 12 11:04 2020 Quant Results File: 051420S.RES

Quant Method : C:\HPCHEM\1...\051420S.M (Chemstation Integrator)  
Title : GC-PT c6-10 SOIL  
Last Update : Thu Jun 11 15:37:38 2020  
Response via : Initial Calibration  
DataAcq Meth : 120919S.M

Volume Inj. :  
Signal Phase :  
Signal Info :

Compound	R.T.	Response	Conc Units
-----			
System Monitoring Compounds			
2) S 1,2-DCB-d4 (Surrogate)	15.64	22046	46.933 ug/KGm
Target Compounds			
1) H GRO C6-C10	8.46	805	<MDL ug/KG




Data File : C:\HPCHEM\1\DATA\071620\07162049.D  
 Acq On : 17 Jul 2020 3:03 pm  
 Sample : 2006479-001B  
 Misc : SAMP SW\_8015S-GRO  
 IntFile : GRO.E  
 Quant Time: Aug 12 11:04 2020 Quant Results File: 051420S.RES

Vial: 47  
 Operator: S MCQUINN  
 Inst : voa8  
 Multiplr: 1.00

Quant Method : C:\HPCHEM\1...\051420S.M (Chemstation Integrator)  
 Title : GC-PT c6-10 SOIL  
 Last Update : Thu Jun 11 15:37:38 2020  
 Response via : Multiple Level Calibration  
 DataAcq Meth : 120919S.M

Volume Inj. :  
 Signal Phase :  
 Signal Info :



Appendix E

917

Data File : C:\HPCHEM\1\DATA\071620\07162050.D Vial: 48  
Acq On : 17 Jul 2020 3:33 pm Operator: S MCQUINN  
Sample : 2006479-002B Inst : voa8  
Misc : SAMP SW\_8015S-GRO Multiplr: 1.00  
IntFile : GRO.E  
Quant Time: Aug 12 11:04 2020 Quant Results File: 051420S.RES

Quant Method : C:\HPCHEM\1...\051420S.M (Chemstation Integrator)  
Title : GC-PT c6-10 SOIL  
Last Update : Thu Jun 11 15:37:38 2020  
Response via : Initial Calibration  
DataAcq Meth : 120919S.M

Volume Inj. :  
Signal Phase :  
Signal Info :


Compound	R.T.	Response	Conc Units
-----			
System Monitoring Compounds			
2) S 1,2-DCB-d4 (Surrogate)	15.63	19053	40.560 ug/KGm
Target Compounds			
1) H GRO C6-C10	8.46	857	<MDL ug/KG

Data File : C:\HPCHEM\1\DATA\071620\07162050.D  
 Acq On : 17 Jul 2020 3:33 pm  
 Sample : 2006479-002B  
 Misc : SAMP SW\_8015S-GRO  
 IntFile : GRO.E  
 Quant Time: Aug 12 11:04 2020 Quant Results File: 051420S.RES

Vial: 48  
 Operator: S MCQUINN  
 Inst : voa8  
 Multiplr: 1.00

Quant Method : C:\HPCHEM\1...\051420S.M (Chemstation Integrator)  
 Title : GC-PT c6-10 SOIL  
 Last Update : Thu Jun 11 15:37:38 2020  
 Response via : Multiple Level Calibration  
 DataAcq Meth : 120919S.M

Volume Inj. :  
 Signal Phase :  
 Signal Info :



Appendix E

Data File : C:\HPCHEM\1\DATA\071620\07162051.D Vial: 49  
Acq On : 17 Jul 2020 4:03 pm Operator: S MCQUINN  
Sample : 2006479-003B Inst : voa8  
Misc : SAMP SW\_8015S-GRO Multiplr: 1.00  
IntFile : GRO.E  
Quant Time: Aug 12 11:05 2020 Quant Results File: 051420S.RES

Quant Method : C:\HPCHEM\1...\051420S.M (Chemstation Integrator)  
Title : GC-PT c6-10 SOIL  
Last Update : Thu Jun 11 15:37:38 2020  
Response via : Initial Calibration  
DataAcq Meth : 120919S.M

Volume Inj. :  
Signal Phase :  
Signal Info :


Compound	R.T.	Response	Conc Units
-----			
System Monitoring Compounds			
2) S 1,2-DCB-d4 (Surrogate)	15.63	18991	40.428 ug/KGm
Target Compounds			
1) H GRO C6-C10	8.46	574	<MDL ug/KG

Data File : C:\HPCHEM\1\DATA\071620\07162051.D  
 Acq On : 17 Jul 2020 4:03 pm  
 Sample : 2006479-003B  
 Misc : SAMP SW\_8015S-GRO  
 IntFile : GRO.E  
 Quant Time: Aug 12 11:05 2020 Quant Results File: 051420S.RES

Vial: 49  
 Operator: S MCQUINN  
 Inst : voa8  
 Multiplr: 1.00

Quant Method : C:\HPCHEM\1...\051420S.M (Chemstation Integrator)  
 Title : GC-PT c6-10 SOIL  
 Last Update : Thu Jun 11 15:37:38 2020  
 Response via : Multiple Level Calibration  
 DataAcq Meth : 120919S.M

Volume Inj. :  
 Signal Phase :  
 Signal Info :



Appendix E

Data File : C:\HPCHEM\1\DATA\071620\07162052.D Vial: 50  
Acq On : 17 Jul 2020 4:33 pm Operator: S MCQUINN  
Sample : 2006479-004B Inst : voa8  
Misc : SAMP SW\_8015S-GRO Multiplr: 1.00  
IntFile : GRO.E  
Quant Time: Aug 12 11:05 2020 Quant Results File: 051420S.RES

Quant Method : C:\HPCHEM\1...\051420S.M (Chemstation Integrator)  
Title : GC-PT c6-10 SOIL  
Last Update : Thu Jun 11 15:37:38 2020  
Response via : Initial Calibration  
DataAcq Meth : 120919S.M

Volume Inj. :  
Signal Phase :  
Signal Info :

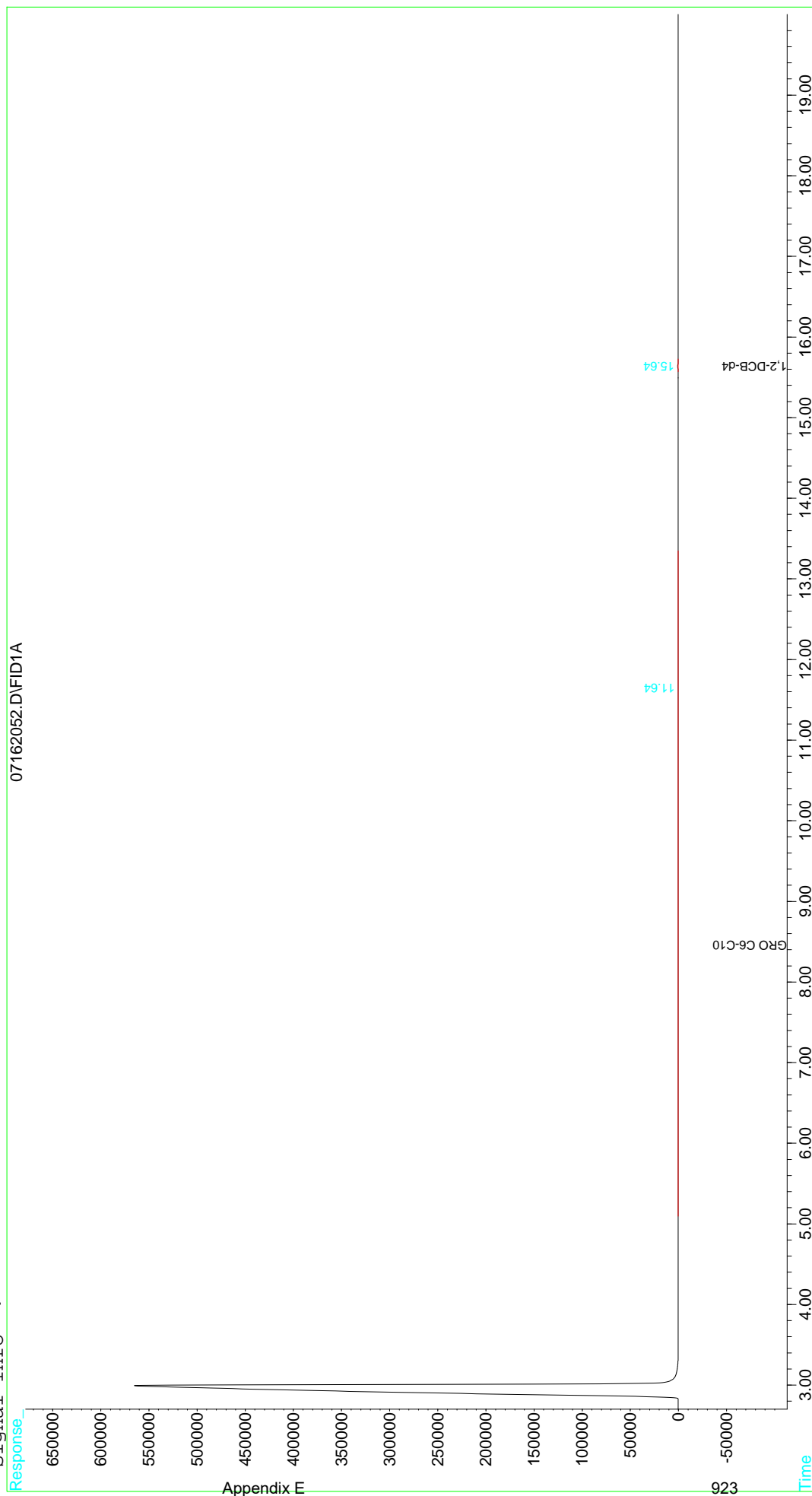
Compound	R.T.	Response	Conc Units
-----			
System Monitoring Compounds			
2) S 1,2-DCB-d4 (Surrogate)	15.64	22109	47.067 ug/KG
Target Compounds			
1) H GRO C6-C10	8.46	1768	4.580 ug/KG

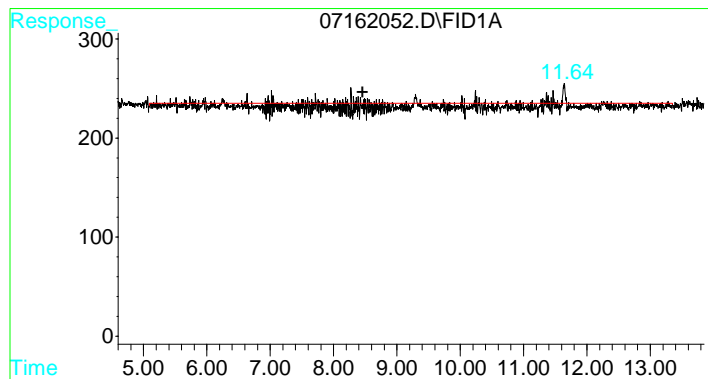
Data File : C:\HPCHEM\1\DATA\071620\07162052.D  
Acq On : 17 Jul 2020 4:33 pm  
Sample : 2006479-004B  
Misc : SAMP SW\_8015S-GRO  
IntFile : GRO.E  
Quant Time: Aug 12 11:05 2020 Quant Results File: 051420S.RES

Vial: 50  
Operator: S MCQUINN  
Inst : voa8  
Multiplr: 1.00

Quant Method : C:\HPCHEM\1...\051420S.M (Chemstation Integrator)  
Title : GC-PT c6-10 SOIL  
Last Update : Thu Jun 11 15:37:38 2020  
Response via : Multiple Level Calibration  
DataAcq Meth : 120919S.M

Volume Inj. :  
Signal Phase :  
Signal Info :





#1 GRO C6-C10

R.T.: 8.460 min  
Delta R.T.: 0.000 min  
Response: 1768  
Conc: 4.58 ug/KG m



Data File : C:\HPCHEM\1\DATA\071620\07162053.D Vial: 52  
Acq On : 17 Jul 2020 5:03 pm Operator: S MCQUINN  
Sample : 2006479-004BMS Inst : voa8  
Misc : MS SW\_8015S-GRO Multiplr: 1.00  
IntFile : GRO.E  
Quant Time: Aug 12 11:05 2020 Quant Results File: 051420S.RES

Quant Method : C:\HPCHEM\1...\051420S.M (Chemstation Integrator)  
Title : GC-PT c6-10 SOIL  
Last Update : Thu Jun 11 15:37:38 2020  
Response via : Initial Calibration  
DataAcq Meth : 120919S.M

Volume Inj. :  
Signal Phase :  
Signal Info :

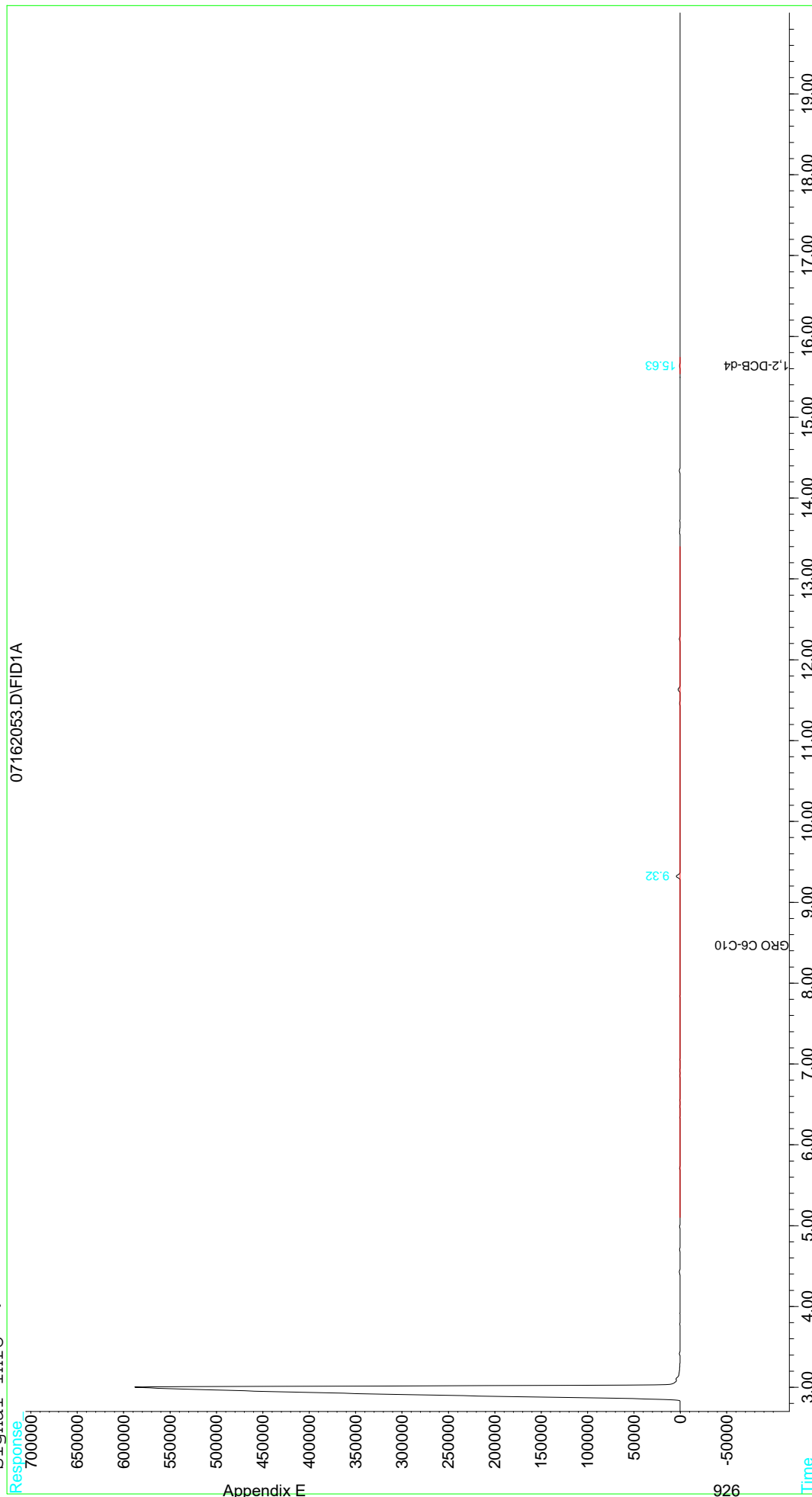
Compound	R.T.	Response	Conc Units
-----			
System Monitoring Compounds			
2) S 1,2-DCB-d4 (Surrogate)	15.64	22829	48.599 ug/KG
Target Compounds			
1) H GRO C6-C10	8.46	416280	1078.419 ug/KG

Data File : C:\HPCHEM\1\DATA\071620\07162053.D  
 Acq On : 17 Jul 2020 5:03 pm  
 Sample : 2006479-004BMS  
 Misc : MS SW\_8015S-GRO  
 IntFile : GRO.E  
 Quant Time: Aug 12 11:05 2020 Quant Results File: 051420S.RES

Vial: 52  
 Operator: S MCQUINN  
 Inst : voa8  
 Multiplr: 1.00

Quant Method : C:\HPCHEM\1...\051420S.M (Chemstation Integrator)  
 Title : GC-PT c6-10 SOIL  
 Last Update : Thu Jun 11 15:37:38 2020  
 Response via : Multiple Level Calibration  
 DataAcq Meth : 120919S.M

Volume Inj. :  
 Signal Phase :  
 Signal Info :



Appendix E

Data File : C:\HPCHEM\1\DATA\071620\07162054.D Vial: 53  
Acq On : 17 Jul 2020 5:33 pm Operator: S MCQUINN  
Sample : 2006479-004BMSD Inst : voa8  
Misc : MSD SW\_8015S-GRO Multiplr: 1.00  
IntFile : GRO.E  
Quant Time: Aug 12 11:05 2020 Quant Results File: 051420S.RES

Quant Method : C:\HPCHEM\1...\051420S.M (Chemstation Integrator)  
Title : GC-PT c6-10 SOIL  
Last Update : Thu Jun 11 15:37:38 2020  
Response via : Initial Calibration  
DataAcq Meth : 120919S.M

Volume Inj. :  
Signal Phase :  
Signal Info :

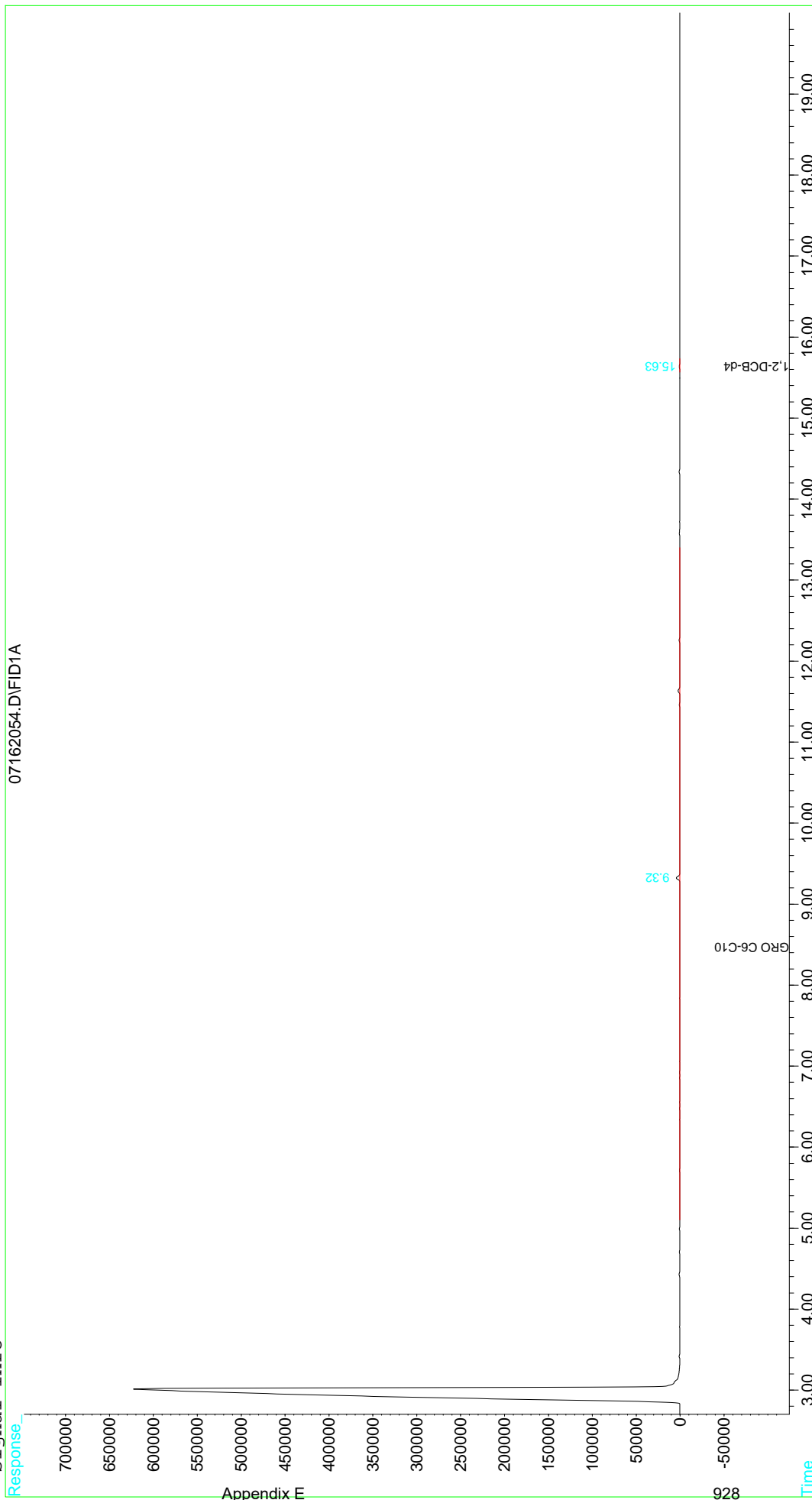
Compound	R.T.	Response	Conc Units
-----			
System Monitoring Compounds			
2) S 1,2-DCB-d4 (Surrogate)	15.64	22583	48.075 ug/KG
Target Compounds			
1) H GRO C6-C10	8.46	393540	1019.509 ug/KG

Data File : C:\HPCHEM\1\DATA\071620\07162054.D  
 Acq On : 17 Jul 2020 5:33 pm  
 Sample : 2006479-004BMSD  
 Misc : MSD SW\_8015S-GRO  
 IntFile : GRO.E  
 Quant Time: Aug 12 11:05 2020 Quant Results File: 051420S.RES

Vial: 53  
 Operator: S MCQUINN  
 Inst : voa8  
 Multiplr: 1.00

Quant Method : C:\HPCHEM\1...\051420S.M (Chemstation Integrator)  
 Title : GC-PT c6-10 SOIL  
 Last Update : Thu Jun 11 15:37:38 2020  
 Response via : Multiple Level Calibration  
 DataAcq Meth : 120919S.M

Volume Inj. :  
 Signal Phase :  
 Signal Info :



Appendix E

Data File : C:\HPCHEM\1\DATA\071620\07162055.D Vial: 30  
Acq On : 17 Jul 2020 6:04 pm Operator: S MCQUINN  
Sample : VOA8 CCVE 071720 Inst : voa8  
Misc : CCVE SW\_8015S-GRO Multiplr: 1.00  
IntFile : GRO.E

Method : C:\HPCHEM\1\METHODS\2019\051420S.M (Chemstation Integrator)  
Title : GC-PT c6-10 SOIL  
Last Update : Thu Jun 11 15:37:38 2020  
Response via : Multiple Level Calibration

Min. RRF : 0.000 Min. Rel. Area : 50% Max. R.T. Dev 0.50min  
Max. RRF Dev : 15% Max. Rel. Area : 150%

	Compound	Amount	Calc.	%Dev	Area%	Dev(min)
1 H	GRO C6-C10	2000.000	2025.109	-1.3	102	0.00
2 S	1,2-DCB-d4 (Surrogate)	50.000	47.476	5.0	97	0.00

Data File : C:\HPCHEM\1\DATA\071620\07162055.D Vial: 30  
Acq On : 17 Jul 2020 6:04 pm Operator: S MCQUINN  
Sample : VOA8 CCVE 071720 Inst : voa8  
Misc : CCVE SW\_8015S-GRO Multiplr: 1.00  
IntFile : GRO.E

Method : C:\HPCHEM\1\METHODS\2019\051420S.M (Chemstation Integrator)  
Title : GC-PT c6-10 SOIL  
Last Update : Thu Jun 11 15:37:38 2020  
Response via : Multiple Level Calibration

Min. RRF : 0.000 Min. Rel. Area : 50% Max. R.T. Dev 0.50min  
Max. RRF Dev : 15% Max. Rel. Area : 150%

Compound	Amount	Calc.	%Dev	Area%	Dev(min)
----------	--------	-------	------	-------	----------

---

Data File : C:\HPCHEM\1\DATA\071620\07162055.D Vial: 30  
Acq On : 17 Jul 2020 6:04 pm Operator: S MCQUINN  
Sample : VOA8 CCVE 071720 Inst : voa8  
Misc : CCVE SW\_8015S-GRO Multiplr: 1.00  
IntFile : GRO.E  
Quant Time: Aug 12 11:06 2020 Quant Results File: 051420S.RES

Quant Method : C:\HPCHEM\1...\051420S.M (Chemstation Integrator)  
Title : GC-PT c6-10 SOIL  
Last Update : Thu Jun 11 15:37:38 2020  
Response via : Initial Calibration  
DataAcq Meth : 120919S.M

Volume Inj. :  
Signal Phase :  
Signal Info :

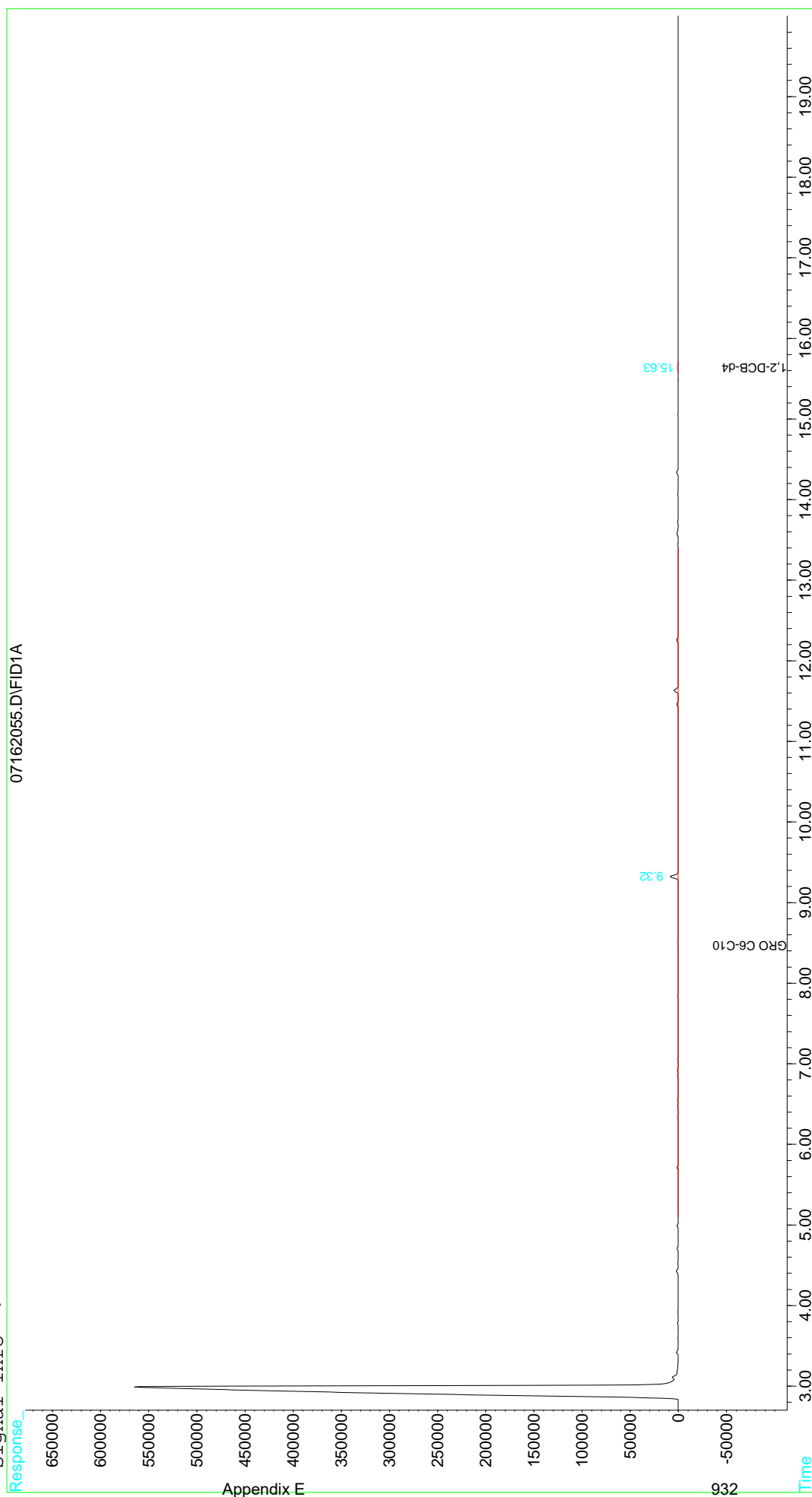
Compound	R.T.	Response	Conc Units
-----			
System Monitoring Compounds			
2) S 1,2-DCB-d4 (Surrogate)	15.64	22301	47.476 ug/KG
Target Compounds			
1) H GRO C6-C10	8.46	781711	2025.109 ug/KG

Data File : C:\HPCHEM\1\DATA\071620\07162055.D  
Acq On : 17 Jul 2020 6:04 pm  
Sample : VOA8 CCVE 071720  
Misc : CCVE SW\_8015S-GRO  
IntFile : GRO.E  
Quant Time: Aug 12 11:06 2020 Quant Results File: 051420S.RES

Vial: 30  
Operator: S MCQUINN  
Inst : voa8  
Multiplr: 1.00

Quant Method : C:\HPCHEM\1...\051420S.M (Chemstation Integrator)  
Title : GC-PT c6-10 SOIL  
Last Update : Thu Jun 11 15:37:38 2020  
Response via : Multiple Level Calibration  
DataAcq Meth : 120919S.M

Volume Inj. :  
Signal Phase :  
Signal Info :





## Injection Log

Directory: C:\HPCHEM\1\DATA\072020

Line	Vial	FileName	Multiplier	SampleName	Misc Info	Injected
1	3	07202001.d	1.	cleaning		20 Jul 2020 13:38
2	3	07202002.d	1.	GRO Window 072020		20 Jul 2020 14:12
3	4	07202004.d	1.	cleaning		20 Jul 2020 14:42
4	3	07202005.d	1.	VOA8 CCB 072020	CCB SW_8015S-GRO	20 Jul 2020 15:12
5	31	07202006.d	1.	VOA8 CCV 072020	CCV SW_8015S-GRO	20 Jul 2020 15:42
6	30	07202007.d	1.	VOA8 LCS 072020	LCS SW_8015S-GRO	20 Jul 2020 16:12
7	32	07202008.d	1.	VOA8 RLVS 072020	RLVS SW_8015S-GRO	20 Jul 2020 16:42
8	33	07202009.d	1.	VOA8 MBLK 072020	MBLK SW_8015S-GRO	20 Jul 2020 17:11
9	34	07202010.d	1.	2006479-005B	SAMP SW_8015S-GRO	20 Jul 2020 17:42
10	40	07202011.d	1.	2006479-006B	SAMP SW_8015S-GRO	20 Jul 2020 18:12
11	35	07202012.d	1.	2006479-007B	SAMP SW_8015S-GRO	20 Jul 2020 18:42
12	40	07202013.d	1.	2006481-001B	SAMP SW_8015S-GRO	20 Jul 2020 19:12
13	41	07202014.d	1.	2006481-002B	SAMP SW_8015S-GRO	20 Jul 2020 19:42
14	42	07202015.d	1.	2006481-003B	SAMP SW_8015S-GRO	20 Jul 2020 20:11
15	43	07202016.d	1.	2006481-004B	SAMP SW_8015S-GRO	20 Jul 2020 20:41
16	44	07202017.d	1.	2006481-005B	SAMP SW_8015S-GRO	20 Jul 2020 21:11
17	45	07202018.d	1.	2006481-006B	SAMP SW_8015S-GRO	20 Jul 2020 21:41
18	46	07202019.d	1.	2006481-007B	SAMP SW_8015S-GRO	20 Jul 2020 22:11
19	47	07202020.d	1.	2006481-008B	SAMP SW_8015S-GRO	20 Jul 2020 22:41
20	48	07202021.d	1.	2006481-009B	SAMP SW_8015S-GRO	20 Jul 2020 23:11
21	49	07202022.d	1.	2006481-010B	SAMP SW_8015S-GRO	20 Jul 2020 23:41
22	50	07202023.d	1.	2006481-011B	SAMP SW_8015S-GRO	21 Jul 2020 00:10
23	51	07202024.d	1.	2006481-012B	SAMP SW_8015S-GRO	21 Jul 2020 00:40
24	52	07202025.d	1.	2006481-013B	SAMP SW_8015S-GRO	21 Jul 2020 01:11
25	53	07202026.d	1.	2006481-014B	SAMP SW_8015S-GRO	21 Jul 2020 01:40
26	52	07202027.d	1.	2006481-014BMS	MS SW_8015S-GRO	21 Jul 2020 02:10
27	53	07202028.d	1.	2006481-014BMSD	MSD SW_8015S-GRO	21 Jul 2020 02:40
28	30	07202029.d	1.	VOA8 CCVE 072020	CCVE SW_8015S-GRO	21 Jul 2020 03:10
29	40	07202030.d	1.	RINSE	DO NOT USE	21 Jul 2020 03:40
30	3	07202031.d	1.	VOA8 CCB 072120	CCB SW_8015S-GRO	21 Jul 2020 04:10
31	30	07202032.d	1.	VOA8 CCV 072120	CCV SW_8015S-GRO	21 Jul 2020 04:40
32	30	07202033.d	1.	VOA8 LCS 072120	LCS SW_8015S-GRO	21 Jul 2020 05:10
33	32	07202034.d	1.	VOA8 RLVS 072120	RLVS SW_8015S-GRO	21 Jul 2020 05:40
34	33	07202035.d	1.	VOA8 MBLK 072120	MBLK SW_8015S-GRO	21 Jul 2020 06:10
35	34	07202036.d	1.	2006481-015B	SAMP SW_8015S-GRO	21 Jul 2020 06:40
36	35	07202037.d	1.	2006481-016B	SAMP SW_8015S-GRO	21 Jul 2020 07:10
37	36	07202038.d	1.	2006481-017B	SAMP SW_8015S-GRO	21 Jul 2020 07:40
38	37	07202039.d	1.	2006481-018B	SAMP SW_8015S-GRO	21 Jul 2020 08:10
39	38	07202040.d	1.	2006481-019B	SAMP SW_8015S-GRO	21 Jul 2020 08:40
40	39	07202041.d	1.	2006481-020B	SAMP SW_8015S-GRO	21 Jul 2020 09:10
41	40	07202042.d	1.	2006481-021B	SAMP SW_8015S-GRO	21 Jul 2020 09:40
42	41	07202043.d	1.	2006481-022B	SAMP SW_8015S-GRO	21 Jul 2020 10:11
43	42	07202044.d	1.	2006481-023B	SAMP SW_8015S-GRO	21 Jul 2020 10:41
44	43	07202045.d	1.	2006481-024B	SAMP SW_8015S-GRO	21 Jul 2020 11:10
45	44	07202046.d	1.	2006481-025B	SAMP SW_8015S-GRO	21 Jul 2020 11:40
46	45	07202047.d	1.	2006518-001B	SAMP SW_8015S-GRO	21 Jul 2020 12:10
47	46	07202048.d	1.	2006518-002B	SAMP SW_8015S-GRO	21 Jul 2020 12:40
48	47	07202049.d	1.	2006518-003B	SAMP SW_8015S-GRO	21 Jul 2020 13:10
49	48	07202050.d	1.	2006518-004B	SAMP SW_8015S-GRO	21 Jul 2020 13:40
50	49	07202051.d	1.	2006518-005B	SAMP SW_8015S-GRO	21 Jul 2020 14:10
51	50	07202052.d	1.	2006518-006B	SAMP SW_8015S-GRO	21 Jul 2020 14:40
52	52	07202053.d	1.	2006518-006BMS	MS SW_8015S-GRO	21 Jul 2020 15:09
53	53	07202054.d	1.	2006518-006BMSD	MSD SW_8015S-GRO	21 Jul 2020 15:40
54	30	07202055.d	1.	VOA8 CCVE 072120	CCVE SW_8015S-GRO	21 Jul 2020 16:10
55	41	07202056.d	1.	RINSE	DO NOT USE	21 Jul 2020 16:40

## Injection Log

Line	Vial	FileName	Multiplier	SampleName	Misc Info	Injected
56	42	07202057.d	1.	RINSE	DO NOT USE	21 Jul 2020 17:10
57	43	07202058.d	1.	RINSE	DO NOT USE	21 Jul 2020 17:39
58	44	07202059.d	1.	RINSE	DO NOT USE	21 Jul 2020 18:09

# MeOH Soils

Date	Analyst	Sampe ID	Tare Wgt (g)	Total Wgt (g)	Sample Wgt (g)	MeOH Added (mL)	% Moisture	Correction Factor	Dilution Factor	Final Dilution Factor
07/20/2020	SKM	2006479-005	37.33	47.53	10.2	0.2	7.327	0.07327	50.0	53.7
07/20/2020	SKM	2006479-006	37.62	47.81	10.19	0.2	7.8305	0.078305	50.0	53.9
07/20/2020	SKM	2006479-007	37.43	47.59	10.16	0.2	8.0988	0.080988	50.0	54.0
07/20/2020	SKM	2006481-001	37.73	47.87	10.14	0.1	8.0332	0.080332	50.0	54.0
07/20/2020	SKM	2006481-002	37.47	47.64	10.17	0.2	6.0896	0.060896	50.0	53.0
07/20/2020	SKM	2006481-003	38.11	48.3	10.19	0.2	5.912	0.05912	50.0	53.0
07/20/2020	SKM	2006481-004	37.49	47.65	10.16	0.2	5.1823	0.051823	50.0	52.6
07/20/2020	SKM	2006481-005	37.75	47.91	10.16	0.2	6.2422	0.062422	50.0	53.1
07/20/2020	SKM	2006481-006	37.51	47.69	10.18	0.2	3.8765	0.038765	50.0	51.9
07/20/2020	SKM	2006481-007	37.14	47.31	10.17	0.2	5.0935	0.050935	50.0	52.5
07/20/2020	SKM	2006481-008	37.64	47.78	10.14	0.1	6.3352	0.063352	50.0	53.2
07/20/2020	SKM	2006481-009	37.61	47.77	10.16	0.2	7.4542	0.074542	50.0	53.7
07/20/2020	SKM	2006481-010	37.9	48.04	10.14	0.1	3.819	0.03819	50.0	51.9
07/20/2020	SKM	2006481-011	37.69	47.93	10.24	0.2	4.3503	0.043503	50.0	52.2
07/20/2020	SKM	2006481-012	37.9	48.06	10.16	0.2	8.2661	0.082661	50.0	54.1
07/20/2020	SKM	2006481-013	37.78	47.95	10.17	0.2	6.448	0.06448	50.0	53.2
07/20/2020	SKM	2006481-014	37.82	48.03	10.21	0.2	4.1949	0.041949	50.0	52.1
07/20/2020	SKM	2006481-015	37.72	47.91	10.19	0.2	4.8645	0.048645	50.0	52.4
07/20/2020	SKM	2006481-016	37.69	47.87	10.18	0.2	10.0248	0.100248	50.0	55.0
07/20/2020	SKM	2006481-017	37.4	47.62	10.22	0.2	5.2743	0.052743	50.0	52.6
07/20/2020	SKM	2006481-018	37.57	47.71	10.14	0.1	4.2857	0.042857	50.0	52.1
07/20/2020	SKM	2006481-019	37.79	48.01	10.22	0.2	7.8571	0.078571	50.0	53.9
07/20/2020	SKM	2006481-020	37.16	47.36	10.2	0.2	7.8035	0.078035	50.0	53.9
07/20/2020	SKM	2006481-021	37.84	48.06	10.22	0.2	8.255	0.08255	50.0	54.1
07/20/2020	SKM	2006481-022	37.83	48	10.17	0.2	8.809	0.08809	50.0	54.4
07/20/2020	SKM	2006481-023	37.74	47.88	10.14	0.1	5.5034	0.055034	50.0	52.8
07/20/2020	SKM	2006481-024	37.92	48.09	10.17	0.2	5.9296	0.059296	50.0	53.0
07/20/2020	SKM	2006481-025	37.73	47.88	10.15	0.2	8.2988	0.082988	50.0	54.1
07/20/2020	SKM	2006518-001	38.09	48.24	10.15	0.1	9.2534	0.092534	50.0	54.6
07/20/2020	SKM	2006518-002	37.87	48.06	10.19	0.2	8.1734	0.081734	50.0	54.1
07/20/2020	SKM	2006518-003	37.87	48.03	10.16	0.2	6.0481	0.060481	50.0	53.0
07/20/2020	SKM	2006518-004	38.09	48.31	10.22	0.2	5.784	0.05784	50.0	52.9
07/20/2020	SKM	2006518-005	37.34	47.51	10.17	0.2	3.9118	0.039118	50.0	52.0
07/20/2020	SKM	2006518-006	37.86	48.03	10.17	0.2	4.5977	0.045977	50.0	52.3

Data File : C:\HPCHEM\1\DATA\072020\07202005.D Vial: 3  
Acq On : 20 Jul 2020 3:12 pm Operator: S MCQUINN  
Sample : VOA8 CCB 072020 Inst : voa8  
Misc : CCB SW\_8015S-GRO Multiplr: 1.00  
IntFile : GRO.E  
Quant Time: Aug 12 11:15 2020 Quant Results File: 051420S.RES

Quant Method : C:\HPCHEM\1...\051420S.M (Chemstation Integrator)  
Title : GC-PT c6-10 SOIL  
Last Update : Thu Jun 11 15:37:38 2020  
Response via : Initial Calibration  
DataAcq Meth : 120919S.M

Volume Inj. :  
Signal Phase :  
Signal Info :


Compound	R.T.	Response	Conc Units
-----			
System Monitoring Compounds			
2) S 1,2-DCB-d4 (Surrogate)	15.64	21982	46.795 ug/KG
Target Compounds			
1) H GRO C6-C10	8.46	762	<MDL ug/KG

Data File : C:\HPCHEM\1\DATA\072020\07202005.D  
 Acq On : 20 Jul 2020 3:12 pm  
 Sample : VOA8 CCB 072020  
 Misc : CCB SW\_8015S-GRO  
 IntFile : GRO.E  
 Quant Time: Aug 12 11:15 2020 Quant Results File: 051420S.RES

Vial: 3  
 Operator: S MCQUINN  
 Inst : voa8  
 Multiplr: 1.00

Quant Method : C:\HPCHEM\1...\051420S.M (Chemstation Integrator)  
 Title : GC-PT c6-10 SOIL  
 Last Update : Thu Jun 11 15:37:38 2020  
 Response via : Multiple Level Calibration  
 DataAcq Meth : 120919S.M

Volume Inj. :  
 Signal Phase :  
 Signal Info :



Appendix E

937

Data File : C:\HPCHEM\1\DATA\072020\07202006.D Vial: 31  
Acq On : 20 Jul 2020 3:42 pm Operator: S MCQUINN  
Sample : VOA8 CCV 072020 Inst : voa8  
Misc : CCV SW\_8015S-GRO Multiplr: 1.00  
IntFile : GRO.E

Method : C:\HPCHEM\1\METHODS\2019\051420S.M (Chemstation Integrator)  
Title : GC-PT c6-10 SOIL  
Last Update : Thu Jun 11 15:37:38 2020  
Response via : Multiple Level Calibration

Min. RRF : 0.000 Min. Rel. Area : 50% Max. R.T. Dev 0.50min  
Max. RRF Dev : 15% Max. Rel. Area : 150%

	Compound	Amount	Calc.	%Dev	Area%	Dev(min)
1 H	GRO C6-C10	2000.000	2250.543	-12.5	113	0.00
2 S	1,2-DCB-d4 (Surrogate)	50.000	48.421	3.2	99	0.00

Data File : C:\HPCHEM\1\DATA\072020\07202006.D Vial: 31  
Acq On : 20 Jul 2020 3:42 pm Operator: S MCQUINN  
Sample : VOA8 CCV 072020 Inst : voa8  
Misc : CCV SW\_8015S-GRO Multiplr: 1.00  
IntFile : GRO.E

Method : C:\HPCHEM\1\METHODS\2019\051420S.M (Chemstation Integrator)  
Title : GC-PT c6-10 SOIL  
Last Update : Thu Jun 11 15:37:38 2020  
Response via : Multiple Level Calibration

Min. RRF : 0.000 Min. Rel. Area : 50% Max. R.T. Dev 0.50min  
Max. RRF Dev : 15% Max. Rel. Area : 150%

Compound	Amount	Calc.	%Dev	Area%	Dev(min)
----------	--------	-------	------	-------	----------

---

Data File : C:\HPCHEM\1\DATA\072020\07202006.D Vial: 31  
Acq On : 20 Jul 2020 3:42 pm Operator: S MCQUINN  
Sample : VOA8 CCV 072020 Inst : voa8  
Misc : CCV SW\_8015S-GRO Multiplr: 1.00  
IntFile : GRO.E  
Quant Time: Aug 12 11:16 2020 Quant Results File: 051420S.RES

Quant Method : C:\HPCHEM\1...\051420S.M (Chemstation Integrator)  
Title : GC-PT c6-10 SOIL  
Last Update : Thu Jun 11 15:37:38 2020  
Response via : Initial Calibration  
DataAcq Meth : 120919S.M

Volume Inj. :  
Signal Phase :  
Signal Info :

Compound	R.T.	Response	Conc Units
-----			
System Monitoring Compounds			
2) S 1,2-DCB-d4 (Surrogate)	15.64	22745	48.421 ug/KG
Target Compounds			
1) H GRO C6-C10	8.46	868731	2250.543 ug/KG

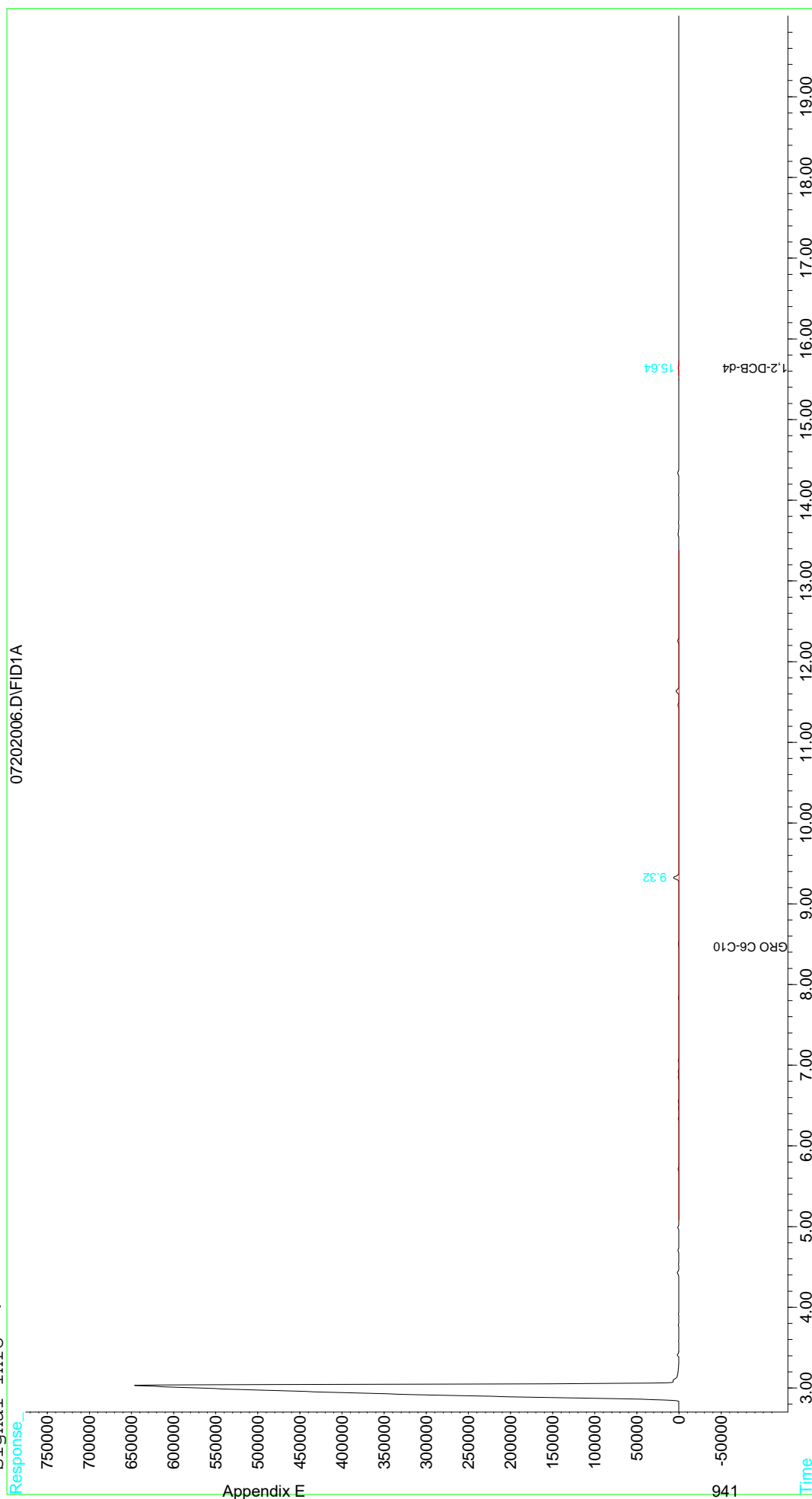


Data File : C:\HPCHEM\1\DATA\072020\07202006.D  
Acq On : 20 Jul 2020 3:42 pm  
Sample : VOA8 CCV 072020  
Misc : CCV SW\_8015S-GRO  
IntFile : GRO.E  
Quant Time: Aug 12 11:16 2020 Quant Results File: 051420S.RES

Vial: 31  
Operator: S MCQUINN  
Inst : voa8  
Multiplr: 1.00

Quant Method : C:\HPCHEM\1...\051420S.M (Chemstation Integrator)  
Title : GC-PT c6-10 SOIL  
Last Update : Thu Jun 11 15:37:38 2020  
Response via : Multiple Level Calibration  
DataAcq Meth : 120919S.M

Volume Inj. :  
Signal Phase :  
Signal Info :



Data File : C:\HPCHEM\1\DATA\072020\07202007.D Vial: 30  
Acq On : 20 Jul 2020 4:12 pm Operator: S MCQUINN  
Sample : VOA8 LCS 072020 Inst : voa8  
Misc : LCS SW\_8015S-GRO Multiplr: 1.00  
IntFile : GRO.E  
Quant Time: Aug 12 11:16 2020 Quant Results File: 051420S.RES

Quant Method : C:\HPCHEM\1...\051420S.M (Chemstation Integrator)  
Title : GC-PT c6-10 SOIL  
Last Update : Thu Jun 11 15:37:38 2020  
Response via : Initial Calibration  
DataAcq Meth : 120919S.M

Volume Inj. :  
Signal Phase :  
Signal Info :

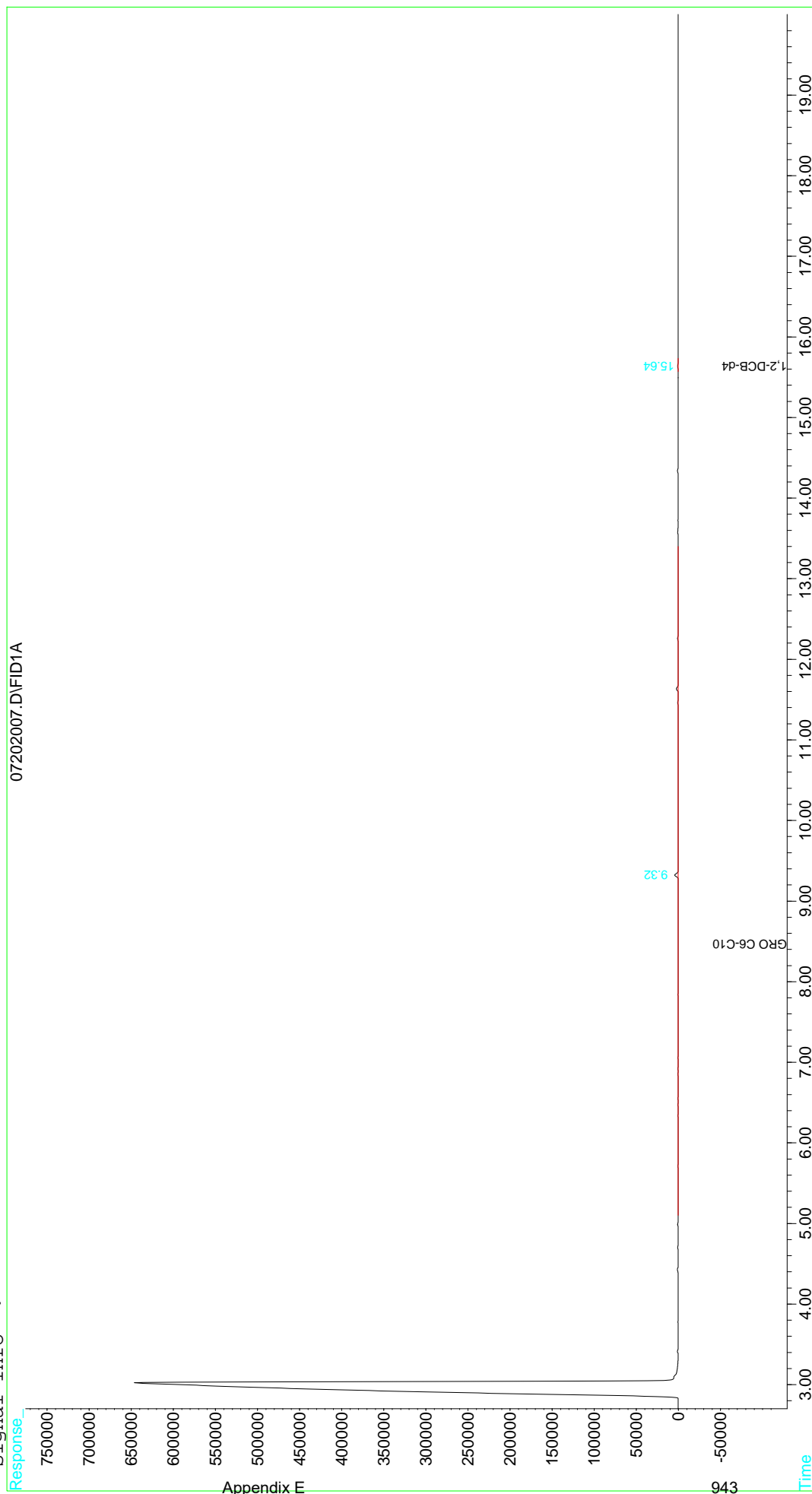
Compound	R.T.	Response	Conc Units
-----			
System Monitoring Compounds			
2) S 1,2-DCB-d4 (Surrogate)	15.64	24076	51.255 ug/KG
Target Compounds			
1) H GRO C6-C10	8.46	404848	1048.803 ug/KG

Data File : C:\HPCHEM\1\DATA\072020\07202007.D  
Acq On : 20 Jul 2020 4:12 pm  
Sample : VOA8 LCS 072020  
Misc : LCS SW\_8015S-GRO  
IntFile : GRO.F  
Quant Time: Aug 12 11:16 2020 Quant Results File: 051420S.RES

Vial: 30  
Operator: S MCQUINN  
Inst : voa8  
Multiplr: 1.00

Quant Method : C:\HPCHEM\1...\051420S.M (Chemstation Integrator)  
Title : GC-PT c6-10 SOIL  
Last Update : Thu Jun 11 15:37:38 2020  
Response via : Multiple Level Calibration  
DataAcq Meth : 120919S.M

Volume Inj. :  
Signal Phase :  
Signal Info :



Data File : C:\HPCHEM\1\DATA\072020\07202008.D Vial: 32  
Acq On : 20 Jul 2020 4:42 pm Operator: S MCQUINN  
Sample : VOA8 RLVS 072020 Inst : voa8  
Misc : RLVS SW\_8015S-GRO Multiplr: 1.00  
IntFile : GRO.E  
Quant Time: Aug 12 11:16 2020 Quant Results File: 051420S.RES

Quant Method : C:\HPCHEM\1...\051420S.M (Chemstation Integrator)  
Title : GC-PT c6-10 SOIL  
Last Update : Thu Jun 11 15:37:38 2020  
Response via : Initial Calibration  
DataAcq Meth : 120919S.M

Volume Inj. :  
Signal Phase :  
Signal Info :

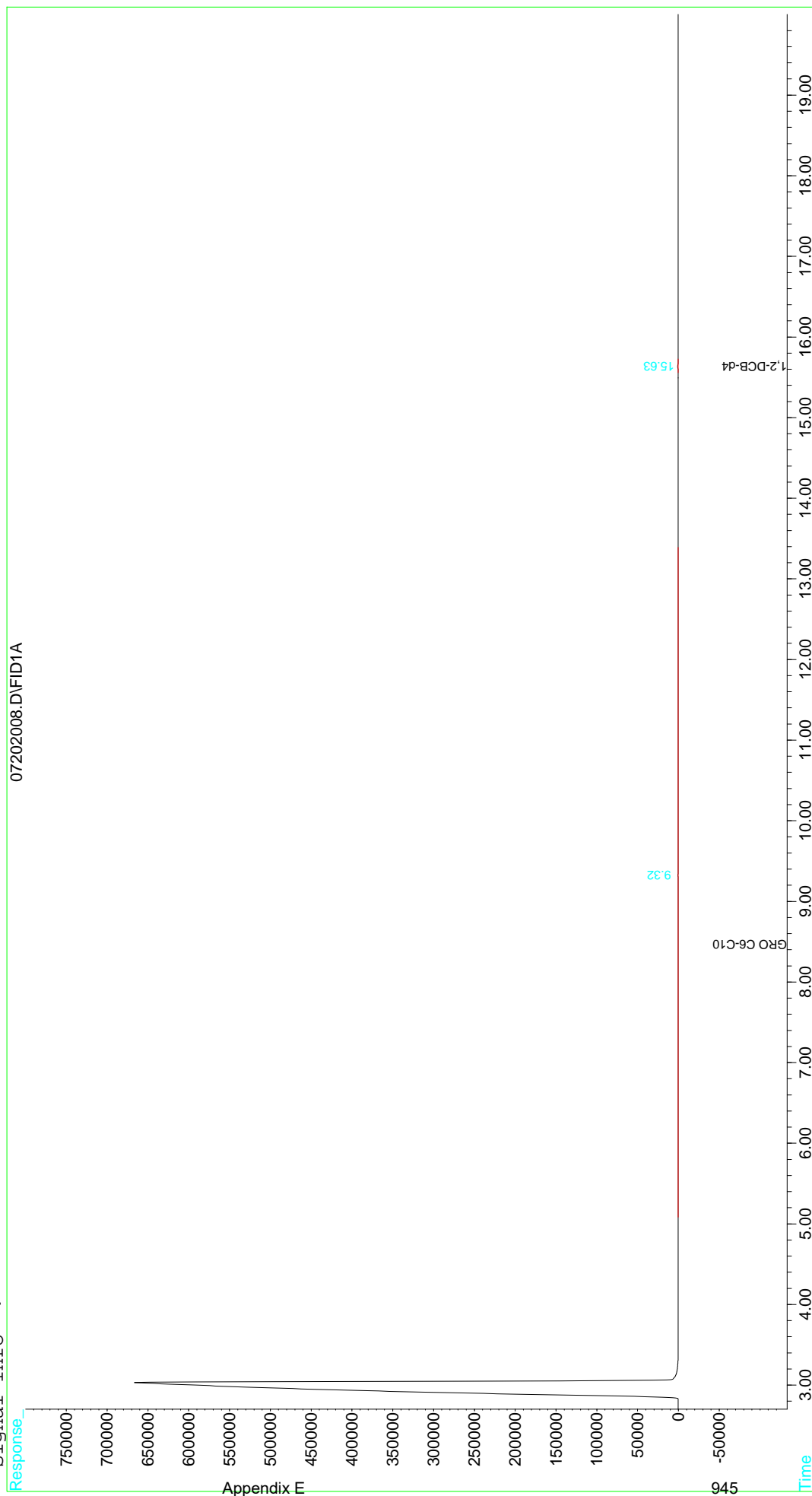
Compound	R.T.	Response	Conc Units
-----			
System Monitoring Compounds			
2) S 1,2-DCB-d4 (Surrogate)	15.64	23237	49.469 ug/KG
Target Compounds			
1) H GRO C6-C10	8.46	39399	102.067 ug/KG

Data File : C:\HPCHEM\1\DATA\072020\07202008.D  
Acq On : 20 Jul 2020 4:42 pm  
Sample : VOA8 RLVS 072020  
Misc : RLVS SW\_8015S-GRO  
IntFile : GRO.E  
Quant Time: Aug 12 11:16 2020 Quant Results File: 051420S.RES

Vial: 32  
Operator: S MCQUINN  
Inst : voa8  
Multiplr: 1.00

Quant Method : C:\HPCHEM\1...\051420S.M (Chemstation Integrator)  
Title : GC-PT c6-10 SOIL  
Last Update : Thu Jun 11 15:37:38 2020  
Response via : Multiple Level Calibration  
DataAcq Meth : 120919S.M

Volume Inj. :  
Signal Phase :  
Signal Info :



Data File : C:\HPCHEM\1\DATA\072020\07202009.D Vial: 33  
Acq On : 20 Jul 2020 5:11 pm Operator: S MCQUINN  
Sample : VOA8 MBLK 072020 Inst : voa8  
Misc : MBLK SW\_8015S-GRO Multiplr: 1.00  
IntFile : GRO.E  
Quant Time: Aug 12 11:17 2020 Quant Results File: 051420S.RES

Quant Method : C:\HPCHEM\1...\051420S.M (Chemstation Integrator)  
Title : GC-PT c6-10 SOIL  
Last Update : Thu Jun 11 15:37:38 2020  
Response via : Initial Calibration  
DataAcq Meth : 120919S.M

Volume Inj. :  
Signal Phase :  
Signal Info :

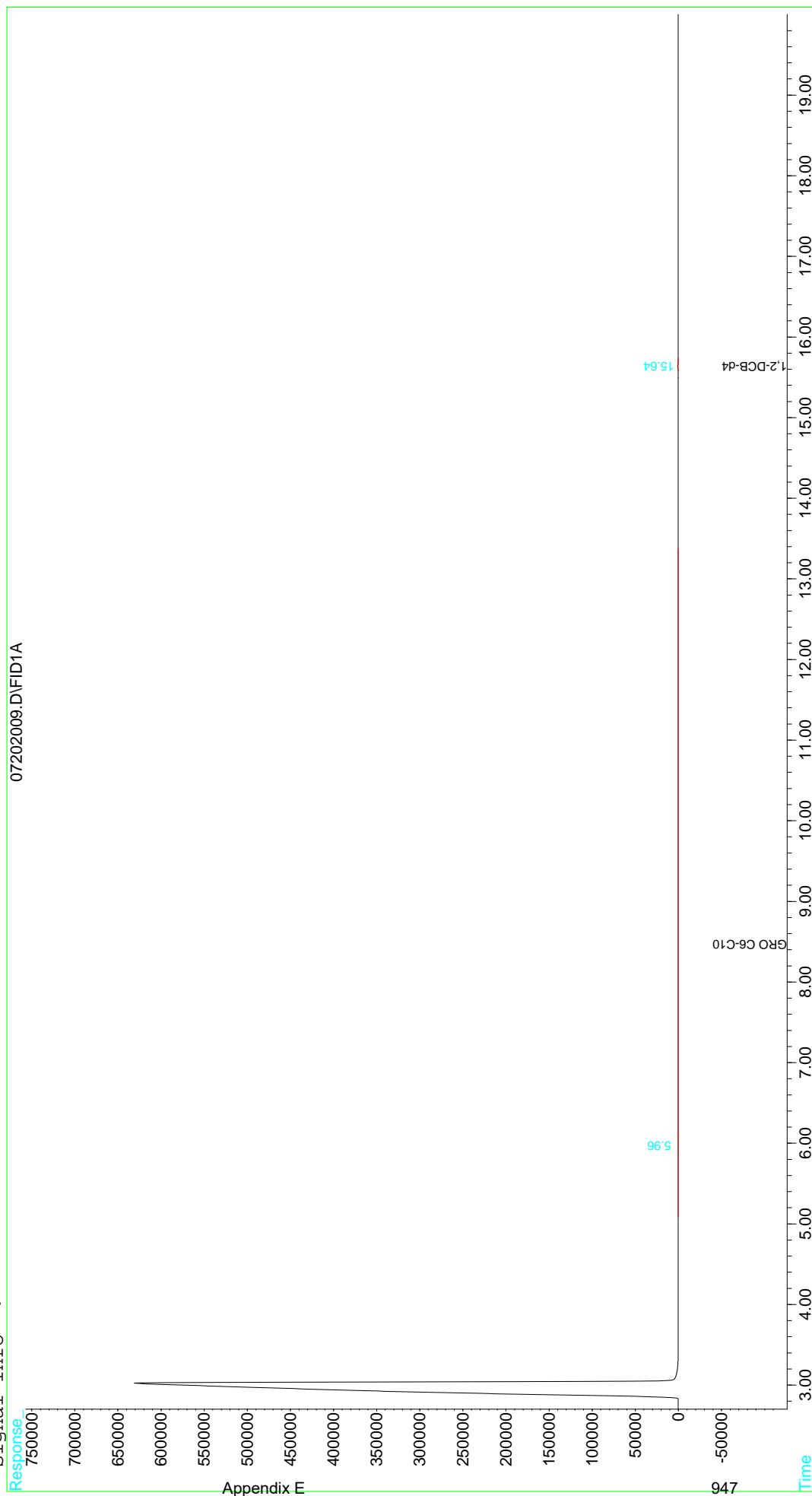
Compound	R.T.	Response	Conc Units
-----			
System Monitoring Compounds			
2) S 1,2-DCB-d4 (Surrogate)	15.64	21667	46.126 ug/KG
Target Compounds			
1) H GRO C6-C10	8.46	1208	3.130 ug/KG

Data File : C:\HPCHEM\1\DATA\072020\07202009.D  
Acq On : 20 Jul 2020 5:11 pm  
Sample : VOA8 MBLK 072020  
Misc : MBLK SW\_8015S-GRO  
IntFile : GRO.E  
Quant Time: Aug 12 11:17 2020 Quant Results File: 051420S.RES

Vial: 33  
Operator: S MCQUINN  
Inst : voa8  
Multiplr: 1.00

Quant Method : C:\HPCHEM\1...\051420S.M (Chemstation Integrator)  
Title : GC-PT c6-10 SOIL  
Last Update : Thu Jun 11 15:37:38 2020  
Response via : Multiple Level Calibration  
DataAcq Meth : 120919S.M

Volume Inj. :  
Signal Phase :  
Signal Info :



Data File : C:\HPCHEM\1\DATA\072020\07202010.D Vial: 34  
Acq On : 20 Jul 2020 5:42 pm Operator: S MCQUINN  
Sample : 2006479-005B Inst : voa8  
Misc : SAMP SW\_8015S-GRO Multiplr: 1.00  
IntFile : GRO.E  
Quant Time: Aug 12 11:17 2020 Quant Results File: 051420S.RES

Quant Method : C:\HPCHEM\1...\051420S.M (Chemstation Integrator)  
Title : GC-PT c6-10 SOIL  
Last Update : Thu Jun 11 15:37:38 2020  
Response via : Initial Calibration  
DataAcq Meth : 120919S.M

Volume Inj. :  
Signal Phase :  
Signal Info :

Compound	R.T.	Response	Conc Units
-----			
System Monitoring Compounds			
2) S 1,2-DCB-d4 (Surrogate)	15.64	24565	52.295 ug/KG
Target Compounds			
1) H GRO C6-C10	8.46	1438	3.725 ug/KG

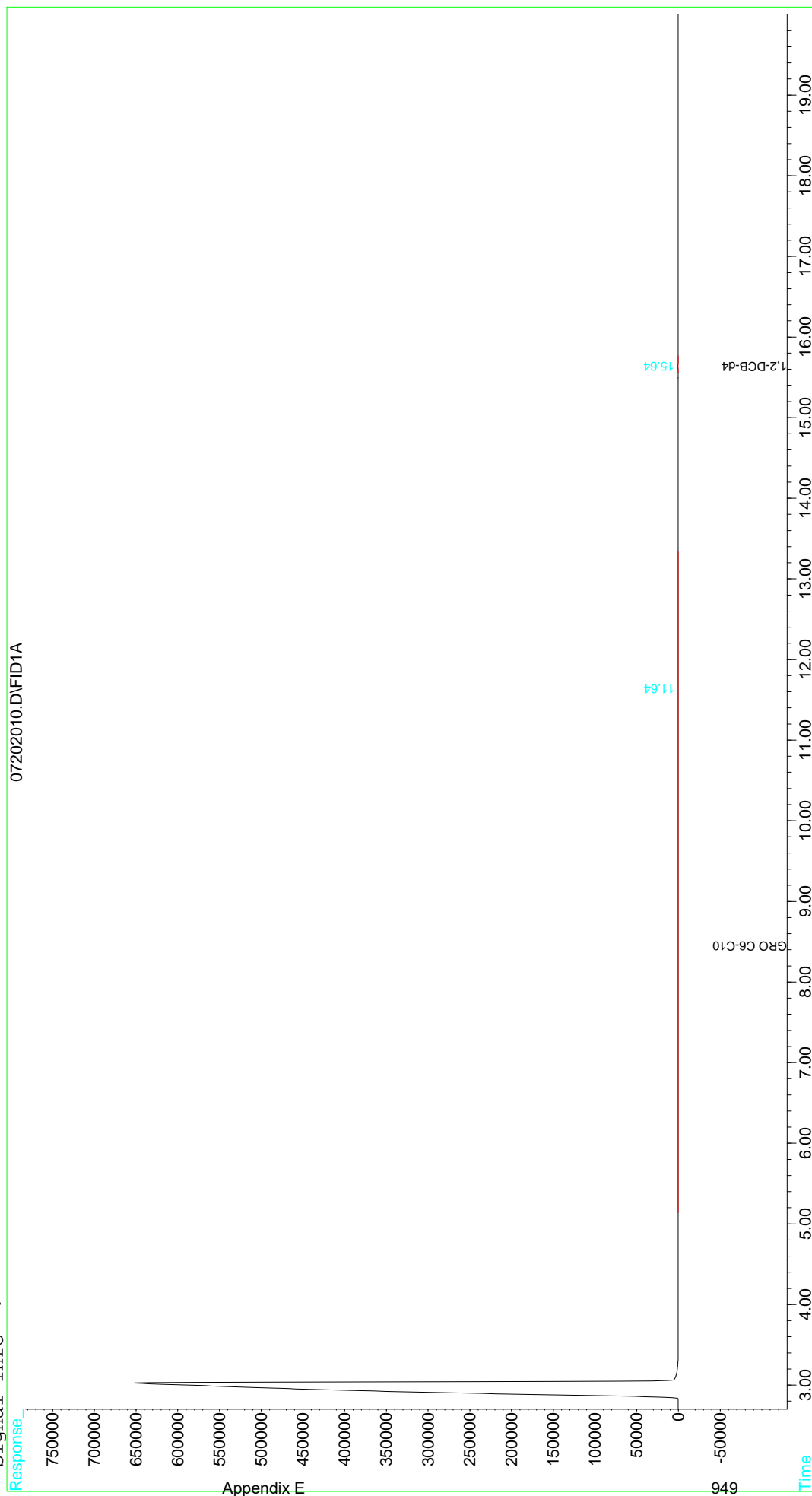


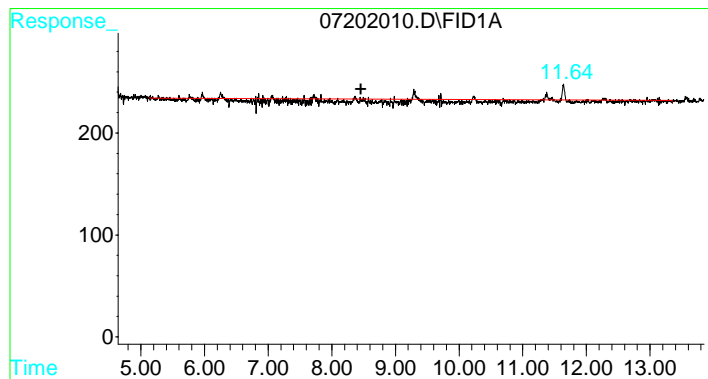
Data File : C:\HPCHEM\1\DATA\072020\07202010.D  
Acq On : 20 Jul 2020 5:42 pm  
Sample : 2006479-005B  
Misc : SAMP SW\_8015S-GRO  
IntFile : GRO.E  
Quant Time: Aug 12 11:17 2020 Quant Results File: 051420S.RES

Vial: 34  
Operator: S MCQUINN  
Inst : voa8  
Multiplr: 1.00

Quant Method : C:\HPCHEM\1...\051420S.M (Chemstation Integrator)  
Title : GC-PT c6-10 SOIL  
Last Update : Thu Jun 11 15:37:38 2020  
Response via : Multiple Level Calibration  
DataAcq Meth : 120919S.M

Volume Inj. :  
Signal Phase :  
Signal Info :





#1 GRO C6-C10

R.T.: 8.460 min  
Delta R.T.: 0.000 min  
Response: 1438  
Conc: 3.73 ug/KG m

Data File : C:\HPCHEM\1\DATA\072020\07202011.D Vial: 40  
 Acq On : 20 Jul 2020 6:12 pm Operator: S MCQUINN  
 Sample : 2006479-006B Inst : voa8  
 Misc : SAMP SW\_8015S-GRO Multiplr: 1.00  
 IntFile : GRO.E  
 Quant Time: Aug 12 11:18 2020 Quant Results File: 051420S.RES

Quant Method : C:\HPCHEM\1...\051420S.M (Chemstation Integrator)  
 Title : GC-PT c6-10 SOIL  
 Last Update : Thu Jun 11 15:37:38 2020  
 Response via : Initial Calibration  
 DataAcq Meth : 120919S.M

Volume Inj. :  
 Signal Phase :  
 Signal Info :


Compound	R.T.	Response	Conc Units
-----			
System Monitoring Compounds			
2) S 1,2-DCB-d4 (Surrogate)	15.64	21615	46.015 ug/KG
Target Compounds			
1) H GRO C6-C10	8.46	964	<MDL ug/KG

Data File : C:\HPCHEM\1\DATA\072020\07202011.D  
Acq On : 20 Jul 2020 6:12 pm  
Sample : 2006479-006B  
Misc : SAMP SW\_8015S-GRO  
IntFile : GRO.E  
Quant Time: Aug 12 11:18 2020 Quant Results File: 051420S.RES

Vial: 40  
Operator: S MCQUINN  
Inst : voa8  
Multiplr: 1.00

Quant Method : C:\HPCHEM\1...\051420S.M (Chemstation Integrator)  
Title : GC-PT c6-10 SOIL  
Last Update : Thu Jun 11 15:37:38 2020  
Response via : Multiple Level Calibration  
DataAcq Meth : 120919S.M

Volume Inj. :  
Signal Phase :  
Signal Info :



Appendix E

952

Data File : C:\HPCHEM\1\DATA\072020\07202012.D Vial: 35  
Acq On : 20 Jul 2020 6:42 pm Operator: S MCQUINN  
Sample : 2006479-007B Inst : voa8  
Misc : SAMP SW\_8015S-GRO Multiplr: 1.00  
IntFile : GRO.E  
Quant Time: Aug 12 11:18 2020 Quant Results File: 051420S.RES

Quant Method : C:\HPCHEM\1...\051420S.M (Chemstation Integrator)  
Title : GC-PT c6-10 SOIL  
Last Update : Thu Jun 11 15:37:38 2020  
Response via : Initial Calibration  
DataAcq Meth : 120919S.M

Volume Inj. :  
Signal Phase :  
Signal Info :


Compound	R.T.	Response	Conc Units
-----			
System Monitoring Compounds			
2) S 1,2-DCB-d4 (Surrogate)	15.64	22212	47.286 ug/KG
Target Compounds			
1) H GRO C6-C10	8.46	597	<MDL ug/KG

Data File : C:\HPCHEM\1\DATA\072020\07202012.D  
 Acq On : 20 Jul 2020 6:42 pm  
 Sample : 2006479-007B  
 Misc : SAMP SW\_8015S-GRO  
 IntFile : GRO.E  
 Quant Time: Aug 12 11:18 2020 Quant Results File: 051420S.RES

Vial: 35  
 Operator: S MCQUINN  
 Inst : voa8  
 Multiplr: 1.00

Quant Method : C:\HPCHEM\1...\051420S.M (Chemstation Integrator)  
 Title : GC-PT c6-10 SOIL  
 Last Update : Thu Jun 11 15:37:38 2020  
 Response via : Multiple Level Calibration  
 DataAcq Meth : 120919S.M

Volume Inj. :  
 Signal Phase :  
 Signal Info :



Appendix E

Data File : C:\HPCHEM\1\DATA\072020\07202026.D Vial: 53  
Acq On : 21 Jul 2020 1:40 am Operator: S MCQUINN  
Sample : 2006481-014B Inst : voa8  
Misc : SAMP SW\_8015S-GRO Multiplr: 1.00  
IntFile : GRO.E  
Quant Time: Aug 12 11:22 2020 Quant Results File: 051420S.RES

Quant Method : C:\HPCHEM\1...\051420S.M (Chemstation Integrator)  
Title : GC-PT c6-10 SOIL  
Last Update : Thu Jun 11 15:37:38 2020  
Response via : Initial Calibration  
DataAcq Meth : 120919S.M

Volume Inj. :  
Signal Phase :  
Signal Info :

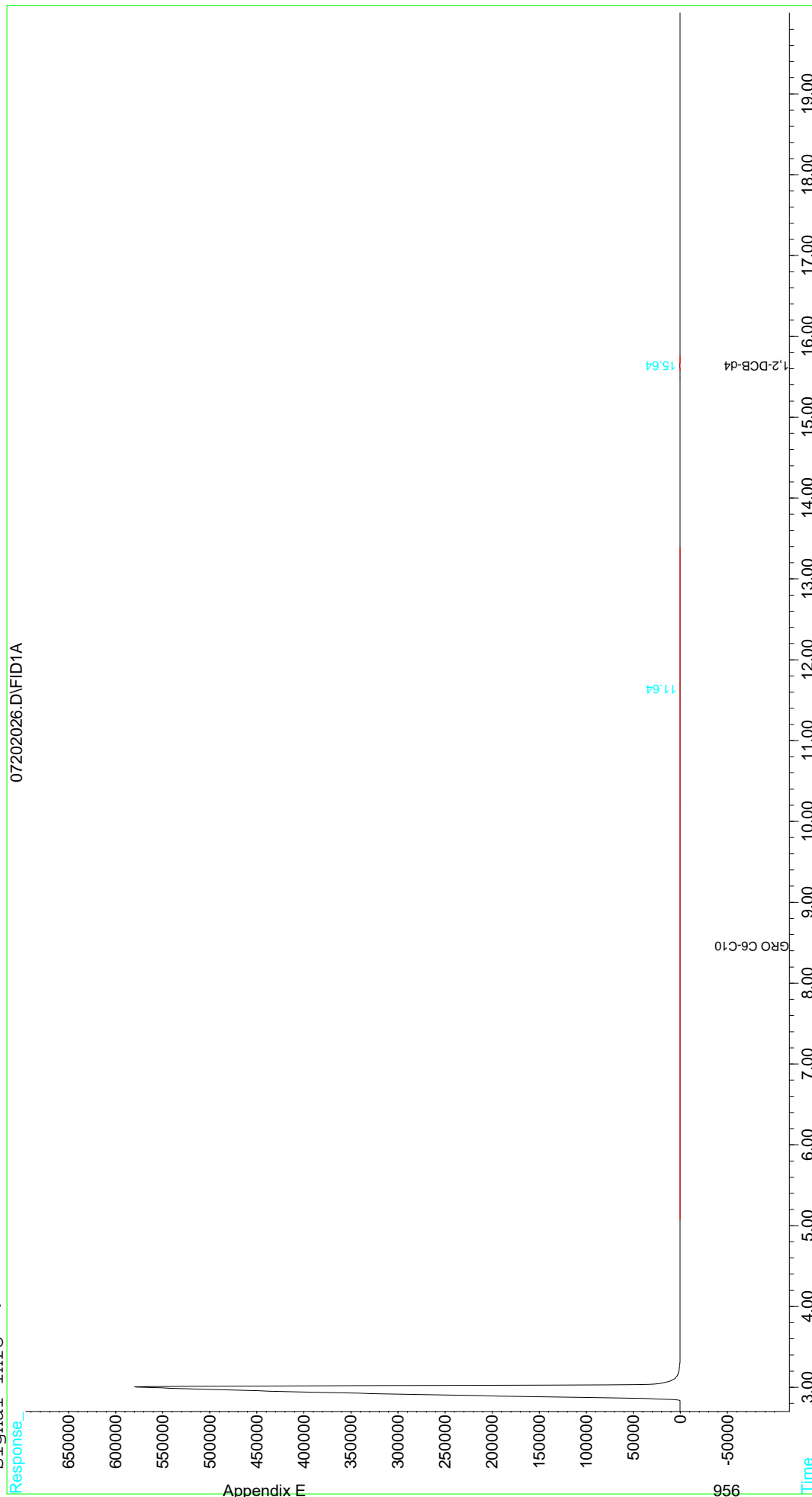
Compound	R.T.	Response	Conc Units
-----			
System Monitoring Compounds			
2) S 1,2-DCB-d4 (Surrogate)	15.64	23333	49.672 ug/KG
Target Compounds			
1) H GRO C6-C10	8.46	1420	3.680 ug/KG

Data File : C:\HPCHEM\1\DATA\072020\07202026.D  
Acq On : 21 Jul 2020 1:40 am  
Sample : 2006481-014B  
Misc : SAMP SW\_8015S-GRO  
IntFile : GRO.E  
Quant Time: Aug 12 11:22 2020 Quant Results File: 051420S.RES

Vial: 53  
Operator: S MCQUINN  
Inst : voa8  
Multiplr: 1.00

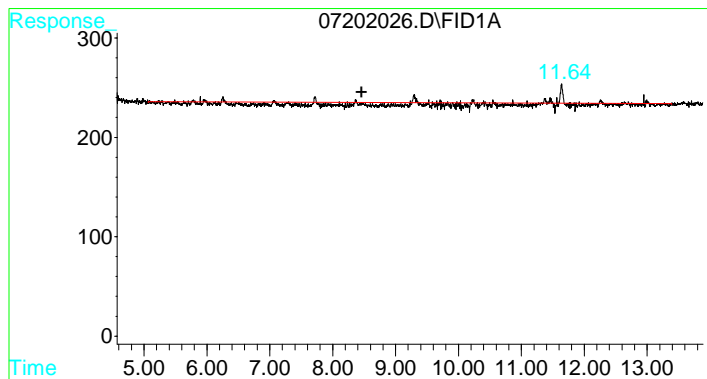
Quant Method : C:\HPCHEM\1...\051420S.M (Chemstation Integrator)  
Title : GC-PT c6-10 SOIL  
Last Update : Thu Jun 11 15:37:38 2020  
Response via : Multiple Level Calibration  
DataAcq Meth : 120919S.M

Volume Inj. :  
Signal Phase :  
Signal Info :



Appendix E





#1 GRO C6-C10

R.T.: 8.460 min  
Delta R.T.: 0.000 min  
Response: 1420  
Conc: 3.68 ug/KG m

Data File : C:\HPCHEM\1\DATA\072020\07202027.D Vial: 52  
Acq On : 21 Jul 2020 2:10 am Operator: S MCQUINN  
Sample : 2006481-014BMS Inst : voa8  
Misc : MS SW\_8015S-GRO Multiplr: 1.00  
IntFile : GRO.E  
Quant Time: Aug 12 11:22 2020 Quant Results File: 051420S.RES

Quant Method : C:\HPCHEM\1...\051420S.M (Chemstation Integrator)  
Title : GC-PT c6-10 SOIL  
Last Update : Thu Jun 11 15:37:38 2020  
Response via : Initial Calibration  
DataAcq Meth : 120919S.M

Volume Inj. :  
Signal Phase :  
Signal Info :

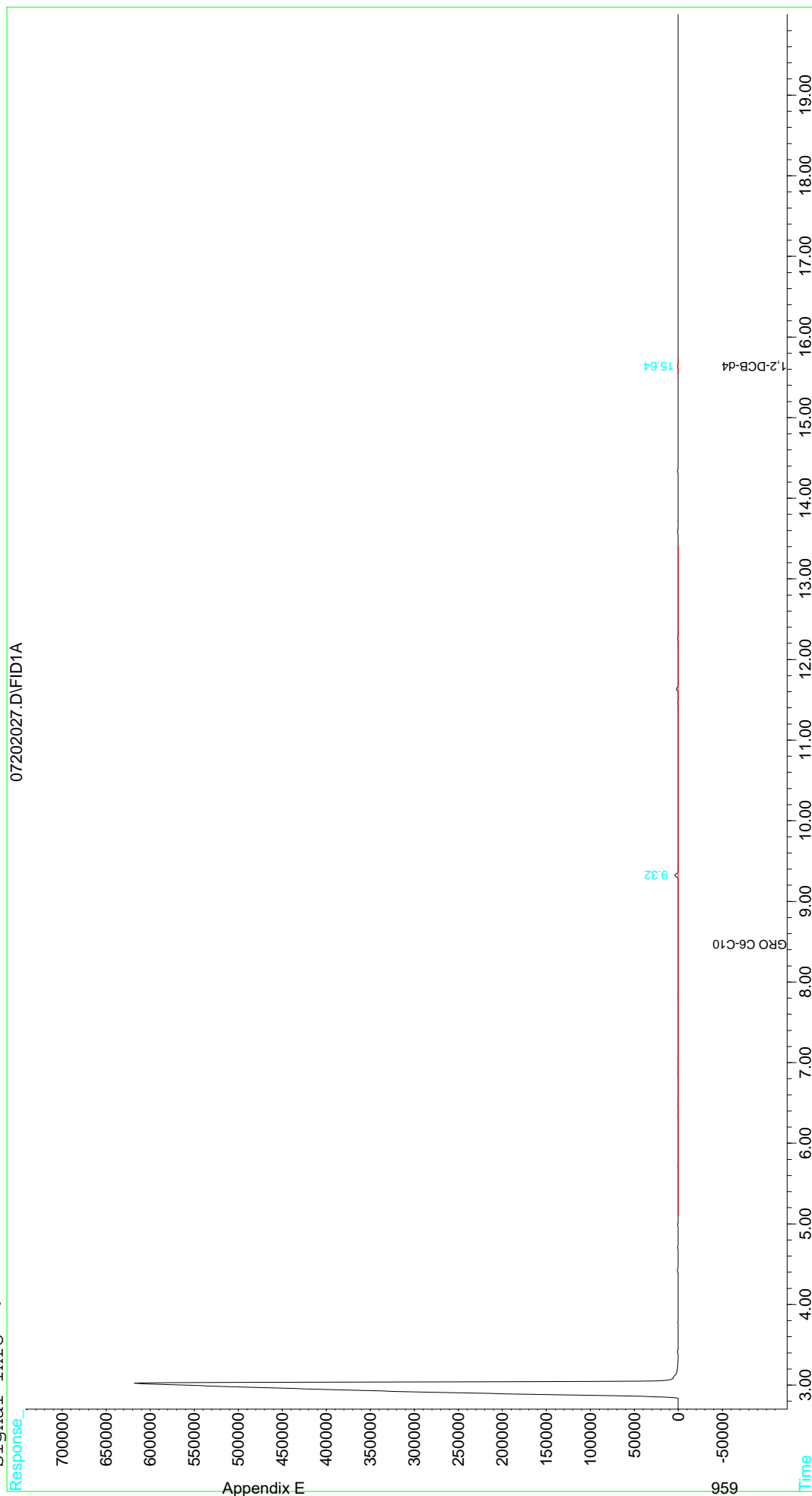
Compound	R.T.	Response	Conc Units
-----			
System Monitoring Compounds			
2) S 1,2-DCB-d4 (Surrogate)	15.64	23975	51.039 ug/KG
Target Compounds			
1) H GRO C6-C10	8.46	385136	997.737 ug/KG

Data File : C:\HPCHEM\1\DATA\072020\07202027.D  
Acq On : 21 Jul 2020 2:10 am  
Sample : 2006481-014BMS  
Misc : MS SW\_8015S-GRO  
IntFile : GRO.E  
Quant Time: Aug 12 11:22 2020 Quant Results File: 051420S.RES

Vial: 52  
Operator: S MCQUINN  
Inst : voa8  
Multiplr: 1.00

Quant Method : C:\HPCHEM\1...\051420S.M (Chemstation Integrator)  
Title : GC-PT c6-10 SOIL  
Last Update : Thu Jun 11 15:37:38 2020  
Response via : Multiple Level Calibration  
DataAcq Meth : 120919S.M

Volume Inj. :  
Signal Phase :  
Signal Info :



Data File : C:\HPCHEM\1\DATA\072020\07202028.D Vial: 53  
Acq On : 21 Jul 2020 2:40 am Operator: S MCQUINN  
Sample : 2006481-014BMSD Inst : voa8  
Misc : MSD SW\_8015S-GRO Multiplr: 1.00  
IntFile : GRO.E  
Quant Time: Aug 12 11:22 2020 Quant Results File: 051420S.RES

Quant Method : C:\HPCHEM\1...\051420S.M (Chemstation Integrator)  
Title : GC-PT c6-10 SOIL  
Last Update : Thu Jun 11 15:37:38 2020  
Response via : Initial Calibration  
DataAcq Meth : 120919S.M

Volume Inj. :  
Signal Phase :  
Signal Info :

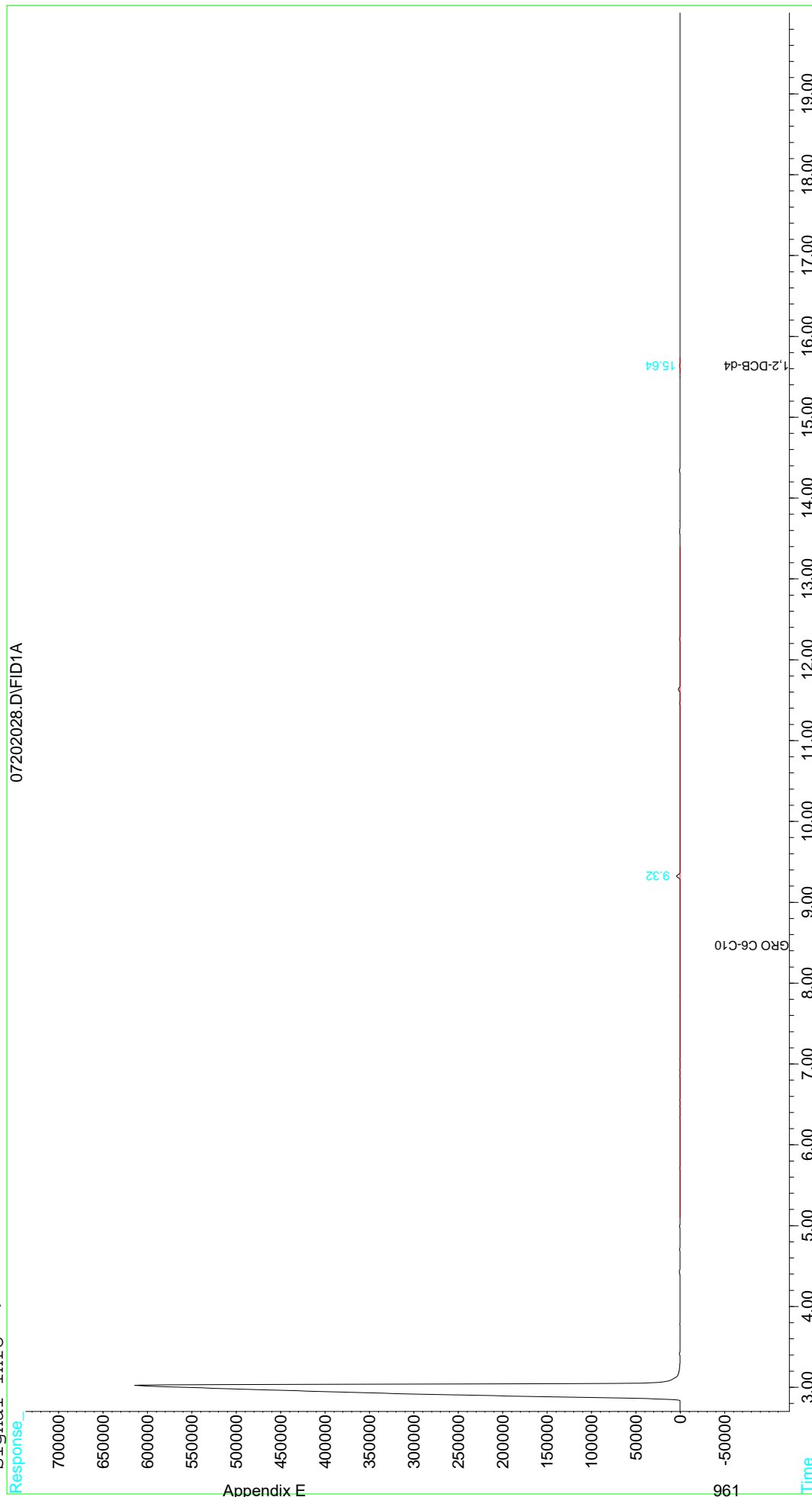
Compound	R.T.	Response	Conc Units
-----			
System Monitoring Compounds			
2) S 1,2-DCB-d4 (Surrogate)	15.64	23290	49.581 ug/KG
Target Compounds			
1) H GRO C6-C10	8.46	387529	1003.937 ug/KG

Data File : C:\HPCHEM\1\DATA\072020\07202028.D  
 Acq On : 21 Jul 2020 2:40 am  
 Sample : 2006481-014BMSD  
 Misc : MSD SW\_8015S-GRO  
 IntFile : GRO.E  
 Quant Time: Aug 12 11:22 2020 Quant Results File: 051420S.RES

Vial: 53  
 Operator: S MCQUINN  
 Inst : voa8  
 Multiplr: 1.00

Quant Method : C:\HPCHEM\1...\051420S.M (Chemstation Integrator)  
 Title : GC-PT c6-10 SOIL  
 Last Update : Thu Jun 11 15:37:38 2020  
 Response via : Multiple Level Calibration  
 DataAcq Meth : 120919S.M

Volume Inj. :  
 Signal Phase :  
 Signal Info :



Appendix E

Data File : C:\HPCHEM\1\DATA\072020\07202029.D Vial: 30  
Acq On : 21 Jul 2020 3:10 am Operator: S MCQUINN  
Sample : VOA8 CCVE 072020 Inst : voa8  
Misc : CCVE SW\_8015S-GRO Multiplr: 1.00  
IntFile : GRO.E

Method : C:\HPCHEM\1\METHODS\2019\051420S.M (Chemstation Integrator)  
Title : GC-PT c6-10 SOIL  
Last Update : Thu Jun 11 15:37:38 2020  
Response via : Multiple Level Calibration

Min. RRF : 0.000 Min. Rel. Area : 50% Max. R.T. Dev 0.50min  
Max. RRF Dev : 15% Max. Rel. Area : 150%

	Compound	Amount	Calc.	%Dev	Area%	Dev(min)
1 H	GRO C6-C10	2000.000	2170.990	-8.5	109	0.00
2 S	1,2-DCB-d4 (Surrogate)	50.000	50.074	-0.1	102	0.00

Data File : C:\HPCHEM\1\DATA\072020\07202029.D Vial: 30  
Acq On : 21 Jul 2020 3:10 am Operator: S MCQUINN  
Sample : VOA8 CCVE 072020 Inst : voa8  
Misc : CCVE SW\_8015S-GRO Multiplr: 1.00  
IntFile : GRO.E

Method : C:\HPCHEM\1\METHODS\2019\051420S.M (Chemstation Integrator)  
Title : GC-PT c6-10 SOIL  
Last Update : Thu Jun 11 15:37:38 2020  
Response via : Multiple Level Calibration

Min. RRF : 0.000 Min. Rel. Area : 50% Max. R.T. Dev 0.50min  
Max. RRF Dev : 15% Max. Rel. Area : 150%

Compound	Amount	Calc.	%Dev	Area%	Dev(min)
----------	--------	-------	------	-------	----------

---

Data File : C:\HPCHEM\1\DATA\072020\07202029.D Vial: 30  
Acq On : 21 Jul 2020 3:10 am Operator: S MCQUINN  
Sample : VOA8 CCVE 072020 Inst : voa8  
Misc : CCVE SW\_8015S-GRO Multiplr: 1.00  
IntFile : GRO.E  
Quant Time: Aug 12 11:23 2020 Quant Results File: 051420S.RES

Quant Method : C:\HPCHEM\1...\051420S.M (Chemstation Integrator)  
Title : GC-PT c6-10 SOIL  
Last Update : Thu Jun 11 15:37:38 2020  
Response via : Initial Calibration  
DataAcq Meth : 120919S.M

Volume Inj. :  
Signal Phase :  
Signal Info :

Compound	R.T.	Response	Conc Units
-----			
System Monitoring Compounds			
2) S 1,2-DCB-d4 (Surrogate)	15.64	23522	50.074 ug/KG
Target Compounds			
1) H GRO C6-C10	8.46	838022	2170.990 ug/KG

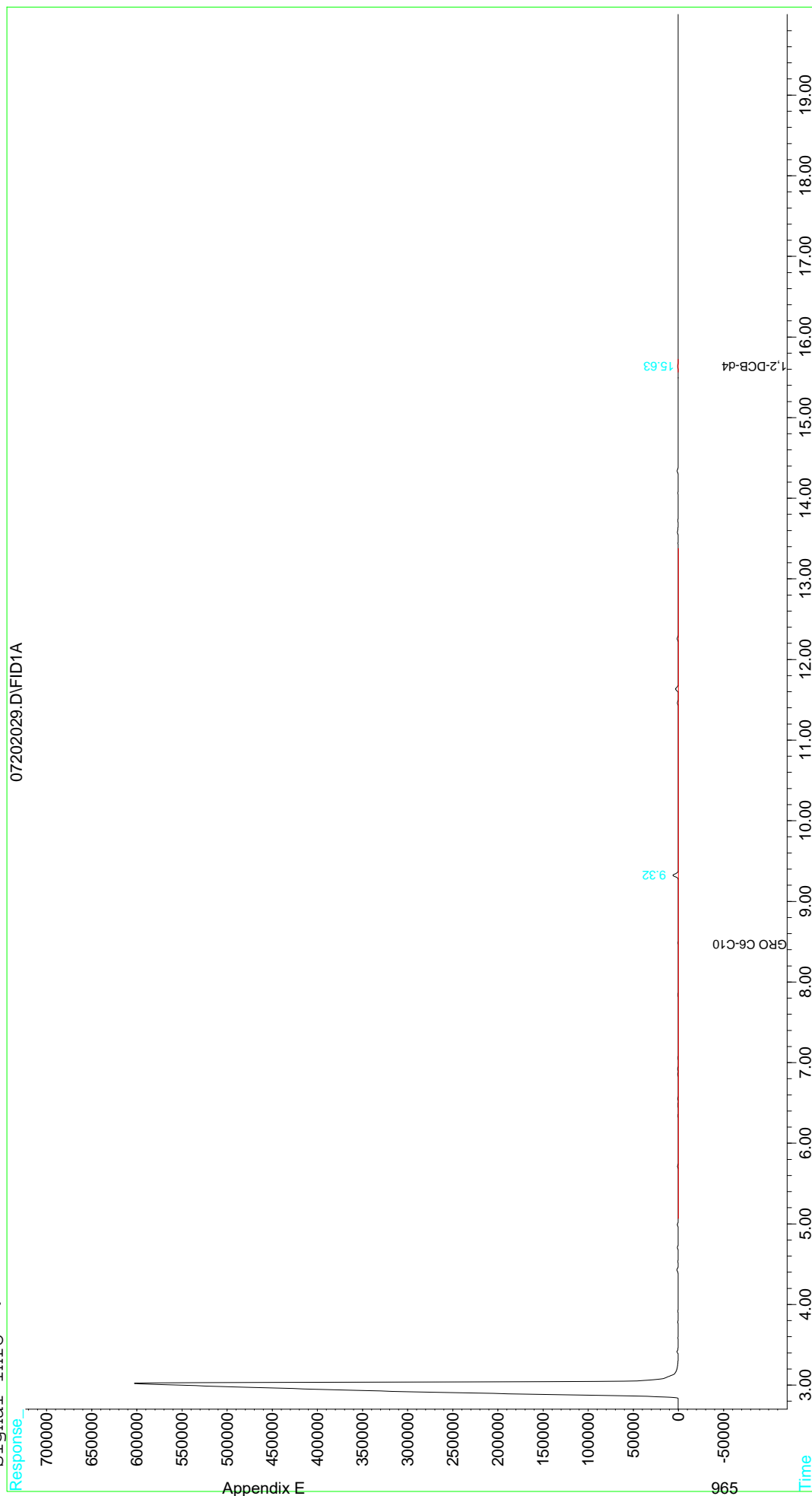


Data File : C:\HPCHEM\1\DATA\072020\07202029.D  
Acq On : 21 Jul 2020 3:10 am  
Sample : VOA8 CCVE 072020  
Misc : CCVE SW\_8015S-GRO  
IntFile : GRO.E  
Quant Time: Aug 12 11:23 2020 Quant Results File: 051420S.RES

Vial: 30  
Operator: S MCQUINN  
Inst : voa8  
Multiplr: 1.00

Quant Method : C:\HPCHEM\1...\051420S.M (Chemstation Integrator)  
Title : GC-PT c6-10 SOIL  
Last Update : Thu Jun 11 15:37:38 2020  
Response via : Multiple Level Calibration  
DataAcq Meth : 120919S.M

Volume Inj. :  
Signal Phase :  
Signal Info :



## Injection Log

Directory: C:\HPCHEM\1\DATA\051420

Line	Vial	FileName	Multiplier	SampleName	Misc Info	Injected
1	2	05142000.d	1.	cleaning		14 May 2020 15:47
2	3	05142001.d	1.	cleaning		14 May 2020 16:17
3	3	05142002.d	1.	GRO Window 051420		14 May 2020 16:46
4	4	05142003.d	1.	GRO Window 051420		14 May 2020 17:16
5	4	05142004.d	1.	cleaning		14 May 2020 17:46
6	3	05142005.d	1.	VOA8 CCB 051420	CCB SW_8015S-GRO	14 May 2020 18:16
7	23	05142006.d	1.	VOA8 40 ICAL 051420	ICAL7SW_8015S-GRO	14 May 2020 18:45
8	24	05142007.d	1.	VOA8 100 ICAL 051420	ICAL1SW_8015S-GRO	14 May 2020 19:15
9	25	05142008.d	1.	VOA8 500 ICAL 051420	ICAL2SW_8015S-GRO	14 May 2020 19:45
10	26	05142009.d	1.	VOA8 1000 ICAL 051420	ICAL3SW_8015S-GRO	14 May 2020 20:14
11	27	05142010.d	1.	VOA8 2000 ICAL 051420	ICAL4SW_8015S-GRO	14 May 2020 20:44
12	28	05142011.d	1.	VOA8 5000 ICAL 051420	ICAL5SW_8015S-GRO	14 May 2020 21:14
13	29	05142012.d	1.	VOA8 10000 ICAL 051420	ICAL6SW_8015S-GRO	14 May 2020 21:44
14	40	05142013.d	1.	RINSE	DO NOT USE	14 May 2020 22:13
15	30	05142014.d	1.	VOA8 ICV 051420	ICV SW_8015S-GRO	14 May 2020 22:43
16	30	05142015.d	1.	VOA8 LCS 051420	LCS SW_8015S-GRO	14 May 2020 23:13
17	31	05142016.d	1.	VOA8 LCSD 051420	LCSD SW_8015S-GRO	14 May 2020 23:43
18	32	05142017.d	1.	VOA8 RLVS 051420	RLVS SW_8015S-GRO	15 May 2020 00:13
19	3	05142018.d	1.	VOA8 MBLK 051420	MBLK SW_8015S-GRO	15 May 2020 00:43
20	34	05142019.d	1.	PT SAMPLE 100X	SAMP SW_8015S-GRO	15 May 2020 01:13
21	40	05142020.d	1.	RINSE	DO NOT USE	15 May 2020 01:42
22	35	05142021.d	1.	PT SAMPLE 50X	SAMP SW_8015S-GRO	15 May 2020 02:13
23	40	05142022.d	1.	RINSE	DO NOT USE	15 May 2020 02:43
24	30	05142023.d	1.	VOA8 CCVE 051420	CCVE SW_8015S-GRO	15 May 2020 03:12
25	40	05142024.d	1.	RINSE	DO NOT USE	15 May 2020 03:42
26	41	05142025.d	1.	RINSE	DO NOT USE	15 May 2020 04:12
27	42	05142026.d	1.	RINSE	DO NOT USE	15 May 2020 04:42
28	43	05142027.d	1.	RINSE	DO NOT USE	15 May 2020 05:12

Method : C:\HPCHEM\1\METHODS\2019\051420S.M (Chemstation Integrator)  
Title : GC-PT c6-10 SOIL  
Last Update : Fri May 15 09:54:41 2020

## Calibration Files

100 =05142007.D 500 =05142008.D 1000 =05142009.D  
2000 =05142010.D 5000 =05142011.D HIGH =05142012.D

	Compound	100	500	1000	2000	5000	HIGH	Avg		%RSD
1) H	GRO C6-C10	3.443	4.091	4.020	3.847	3.850	3.721	3.860	E2	5.87
2) S	1,2-DCB-d4 (Surroga	5.491	4.871	5.907	4.591	4.748	4.678	5.397	E2	19.30

(#) = Out of Range ### Number of calibration levels exceeded format ###

051420S.M Fri May 15 10:40:06 2020

Method : C:\HPCHEM\1\METHODS\2019\051420S.M (Chemstation Integrator)  
Title : GC-PT c6-10 SOIL  
Last Update : Fri May 15 09:54:41 2020  
Response via : Initial Calibration  
Total Cpnds : 2

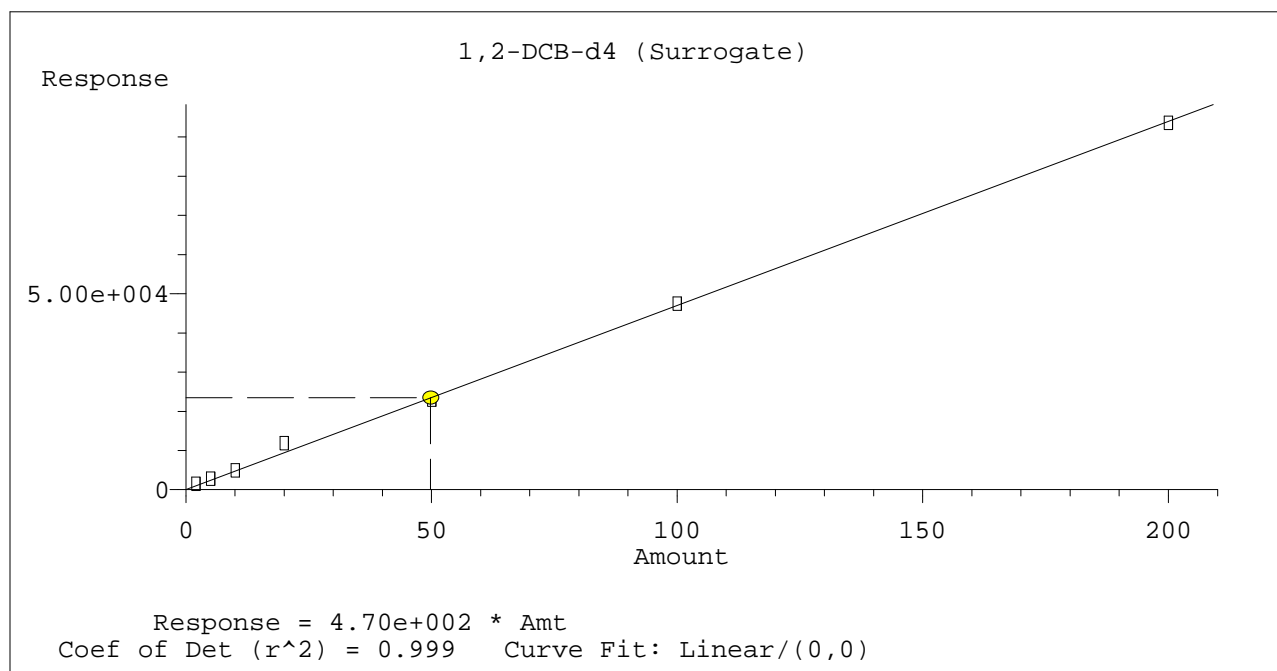
PK#	Type	Compound Name	Exp_RT	Rel_RT	Cal	A/H	ID
1	H	GRO C6-C10	8.46	1.000	A	A	R
2	S	1,2-DCB-d4 (Surrogate)	15.64	1.000	LO	A	B

Cal A = Average L = Linear LO = Linear w/origin Q = Quad QO = Quad w/origin

A/H = Area or Height

ID R = R.T. B = R.T. & Q Q = Qvalue L = Largest A = All

051420S.M Fri May 15 10:40:18 2020



Data File : C:\HPCHEM\1\DATA\051420\05142005.D Vial: 3  
Acq On : 14 May 2020 6:16 pm Operator: S MCQUINN  
Sample : VOA8 CCB 051420 Inst : voa8  
Misc : CCB SW\_8015S-GRO Multiplr: 1.00  
IntFile : GRO.E  
Quant Time: May 15 9:32 2020 Quant Results File: 051420S.RES

Quant Method : C:\HPCHEM\1...\051420S.M (Chemstation Integrator)  
Title : GC-PT c6-10 SOIL  
Last Update : Fri May 15 09:31:59 2020  
Response via : Initial Calibration  
DataAcq Meth : 051420S.M

Volume Inj. :  
Signal Phase :  
Signal Info :

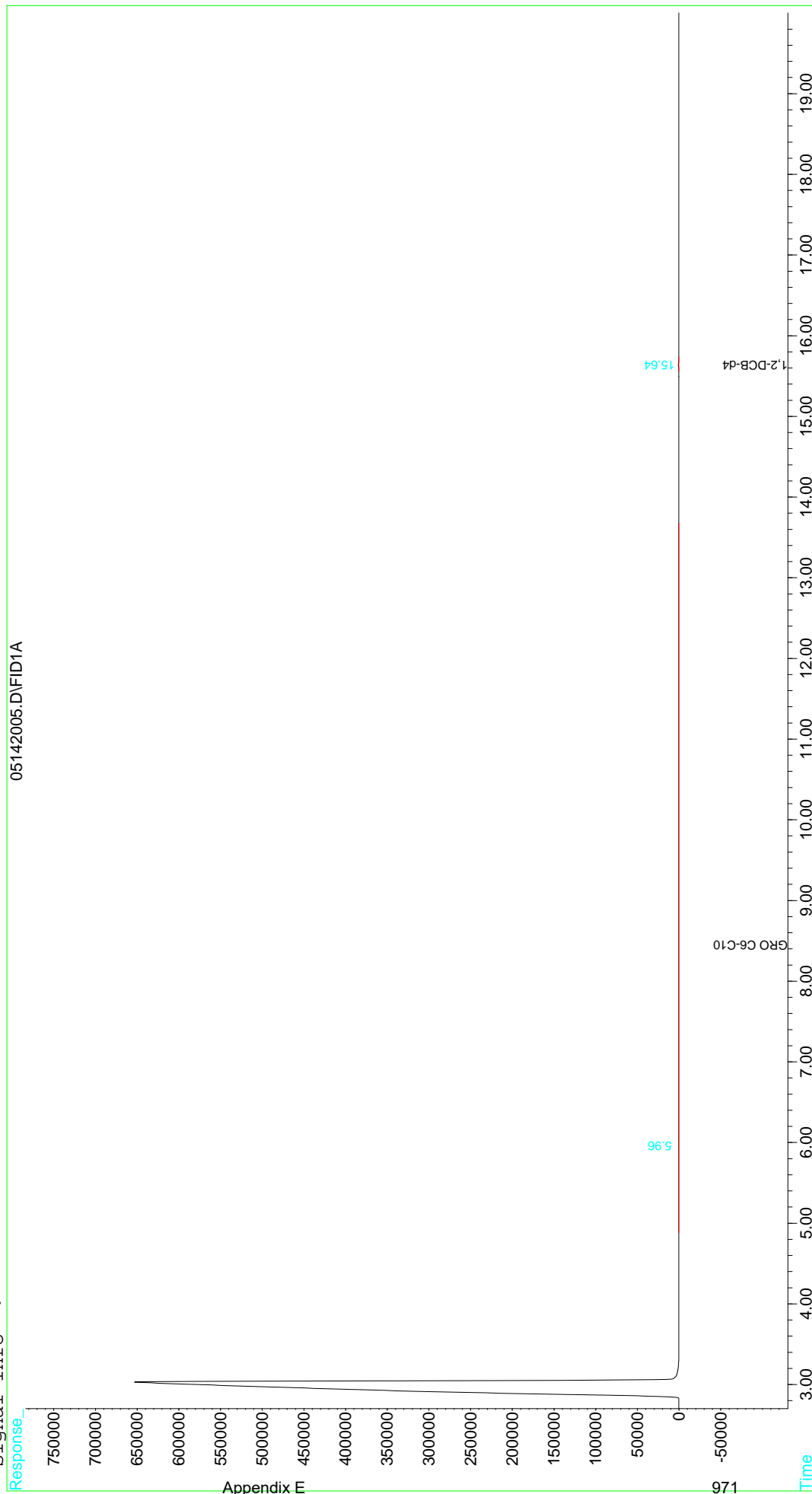
Compound	R.T.	Response	Conc Units
-----			
System Monitoring Compounds			
2) S 1,2-DCB-d4 (Surrogate)	15.64	22424	54.411 ug/KG
Target Compounds			
1) H GRO C6-C10	8.46	513	1.509 ug/KG

Data File : C:\HPCHEM\1\DATA\051420\05142005.D  
 Acq On : 14 May 2020 6:16 pm  
 Sample : VOA8 CCB 051420  
 Misc : CCB SW\_8015S-GRO  
 IntFile : GRO.E  
 Quant Time: May 15 9:32 2020 Quant Results File: 051420S.RES

Vial: 3  
 Operator: S MCQUINN  
 Inst : voa8  
 Multiplr: 1.00

Quant Method : C:\HPCHEM\1...\051420S.M (Chemstation Integrator)  
 Title : GC-PT c6-10 SOIL  
 Last Update : Fri May 15 09:31:59 2020  
 Response via : Multiple Level Calibration  
 DataAcq Meth : 051420S.M

Volume Inj. :  
 Signal Phase :  
 Signal Info :



Appendix E

Data File : C:\HPCHEM\1\DATA\051420\05142006.D Vial: 23  
Acq On : 14 May 2020 6:45 pm Operator: S MCQUINN  
Sample : VOA8 40 ICAL 051420 Inst : voa8  
Misc : ICAL7SW\_8015S-GRO Multiplr: 1.00  
IntFile : GRO.E  
Quant Time: May 15 9:54 2020 Quant Results File: 051420S.RES

Quant Method : C:\HPCHEM\1...\051420S.M (Chemstation Integrator)  
Title : GC-PT c6-10 SOIL  
Last Update : Fri May 15 09:31:59 2020  
Response via : Initial Calibration  
DataAcq Meth : 051420S.M

Volume Inj. :  
Signal Phase :  
Signal Info :

Compound	R.T.	Response	Conc Units
-----			
System Monitoring Compounds			
2) S 1,2-DCB-d4 (Surrogate)	15.63	1498	3.635 ug/KGm
Target Compounds			
1) H GRO C6-C10	8.46	16197	47.671 ug/KG

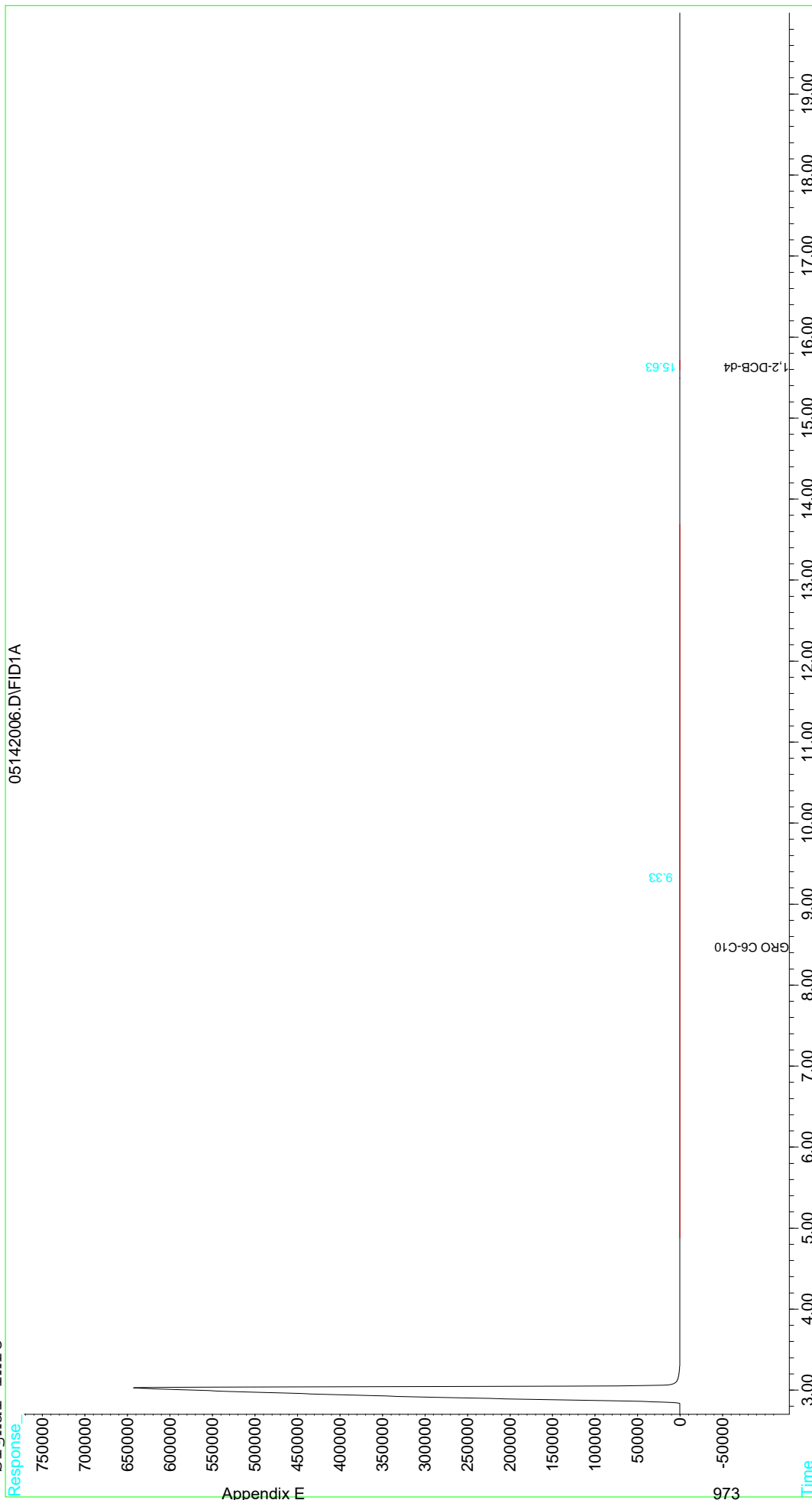


Data File : C:\HPCHEM\1\DATA\051420\05142006.D  
 Acq On : 14 May 2020 6:45 pm  
 Sample : VOA8 40 ICAL 051420  
 Misc : ICAL7SW\_8015S-GRO  
 IntFile : GRO.E  
 Quant Time: May 15 9:54 2020 Quant Results File: 051420S.RES

Vial: 23  
 Operator: S MCQUINN  
 Inst : voa8  
 Multiplr: 1.00

Quant Method : C:\HPCHEM\1...\051420S.M (Chemstation Integrator)  
 Title : GC-PT c6-10 SOIL  
 Last Update : Fri May 15 09:31:59 2020  
 Response via : Multiple Level Calibration  
 DataAcq Meth : 051420S.M

Volume Inj. :  
 Signal Phase :  
 Signal Info :



Appendix E

Data File : C:\HPCHEM\1\DATA\051420\05142007.D Vial: 24  
Acq On : 14 May 2020 7:15 pm Operator: S MCQUINN  
Sample : VOA8 100 ICAL 051420 Inst : voa8  
Misc : ICAL1SW\_8015S-GRO Multiplr: 1.00  
IntFile : GRO.E  
Quant Time: May 15 9:53 2020 Quant Results File: 051420S.RES

Quant Method : C:\HPCHEM\1...\051420S.M (Chemstation Integrator)  
Title : GC-PT c6-10 SOIL  
Last Update : Fri May 15 09:31:59 2020  
Response via : Initial Calibration  
DataAcq Meth : 051420S.M

Volume Inj. :  
Signal Phase :  
Signal Info :

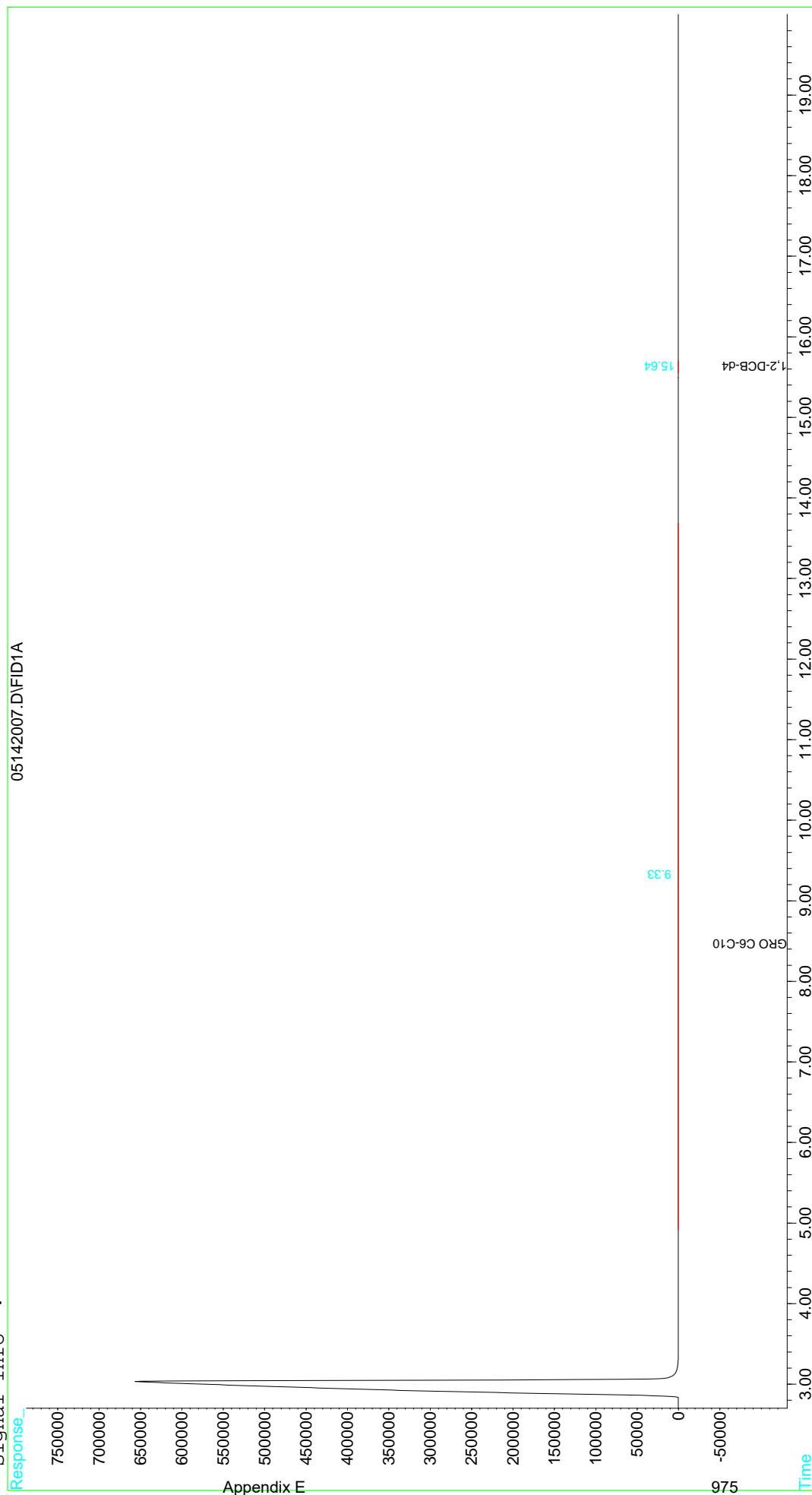
Compound	R.T.	Response	Conc Units
-----			
System Monitoring Compounds			
2) S 1,2-DCB-d4 (Surrogate)	15.64	2746	6.662 ug/KGm
Target Compounds			
1) H GRO C6-C10	8.46	34430	101.332 ug/KG

Data File : C:\HPCHEM\1\DATA\051420\05142007.D  
Acq On : 14 May 2020 7:15 pm  
Sample : VOA8 100 ICAL 051420  
Misc : ICAL1SW\_8015S-GRO  
IntFile : GRO.E  
Quant Time: May 15 9:53 2020 Quant Results File: 051420S.RES

Vial: 24  
Operator: S MCQUINN  
Inst : voa8  
Multiplr: 1.00

Quant Method : C:\HPCHEM\1...\051420S.M (Chemstation Integrator)  
Title : GC-PT c6-10 SOIL  
Last Update : Fri May 15 09:31:59 2020  
Response via : Multiple Level Calibration  
DataAcq Meth : 051420S.M

Volume Inj. :  
Signal Phase :  
Signal Info :



Data File : C:\HPCHEM\1\DATA\051420\05142008.D Vial: 25  
Acq On : 14 May 2020 7:45 pm Operator: S MCQUINN  
Sample : VOA8 500 ICAL 051420 Inst : voa8  
Misc : ICAL2SW\_8015S-GRO Multiplr: 1.00  
IntFile : GRO.E  
Quant Time: May 15 9:50 2020 Quant Results File: 051420S.RES

Quant Method : C:\HPCHEM\1...\051420S.M (Chemstation Integrator)  
Title : GC-PT c6-10 SOIL  
Last Update : Fri May 15 09:46:45 2020  
Response via : Initial Calibration  
DataAcq Meth : 051420S.M

Volume Inj. :  
Signal Phase :  
Signal Info :

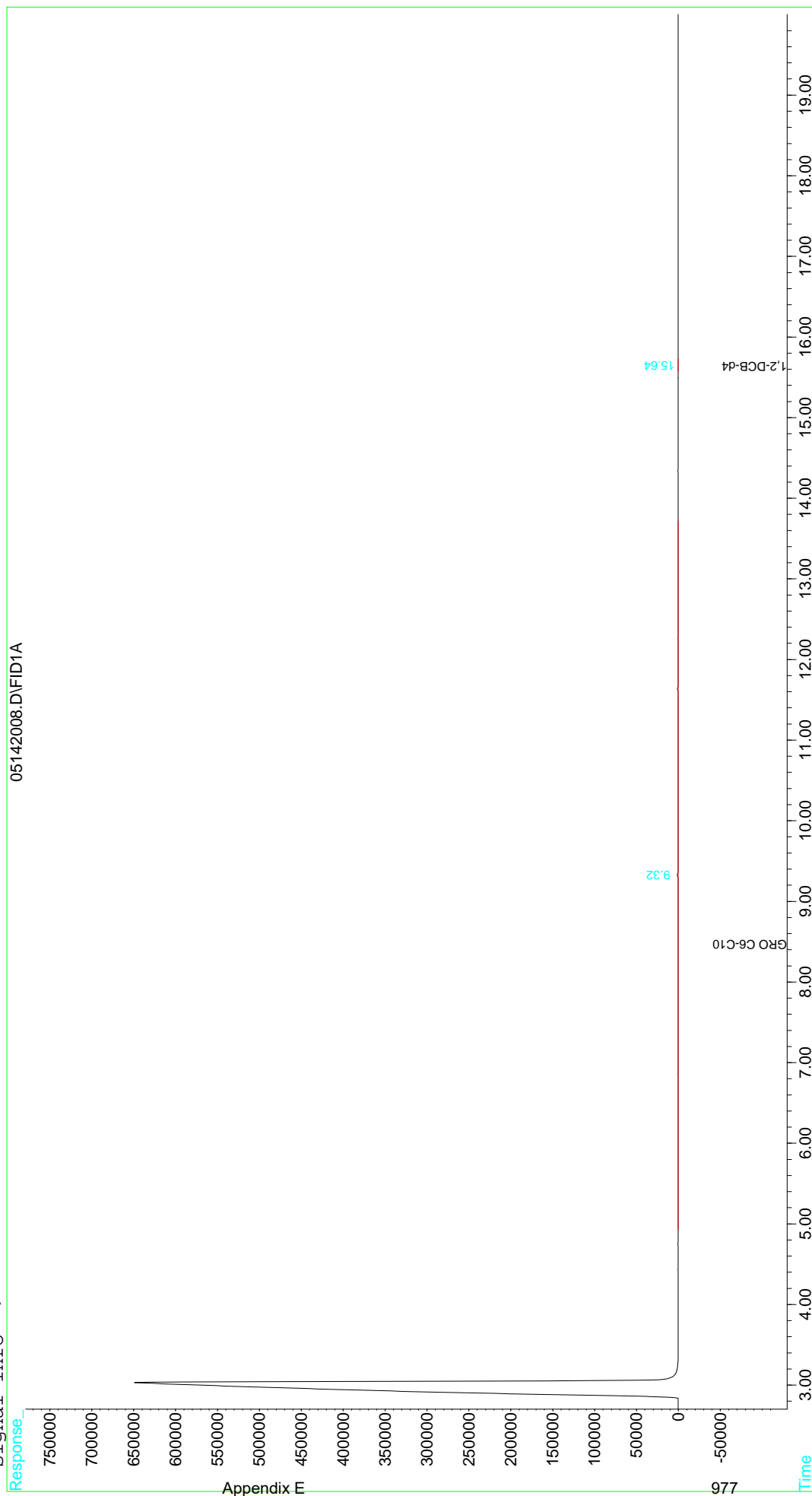
Compound	R.T.	Response	Conc Units
-----			
System Monitoring Compounds			
2) S 1,2-DCB-d4 (Surrogate)	15.64	4871	9.670 ug/KG
Target Compounds			
1) H GRO C6-C10	8.46	204533	553.658 ug/KG

Data File : C:\HPCHEM\1\DATA\051420\05142008.D  
Acq On : 14 May 2020 7:45 pm  
Sample : VOA8 500 ICAL 051420  
Misc : ICAL2SW\_8015S-GRO  
IntFile : GRO.E  
Quant Time: May 15 9:50 2020 Quant Results File: 051420S.RES

Vial: 25  
Operator: S MCQUINN  
Inst : voa8  
Multiplr: 1.00

Quant Method : C:\HPCHEM\1...\051420S.M (Chemstation Integrator)  
Title : GC-PT c6-10 SOIL  
Last Update : Fri May 15 09:46:45 2020  
Response via : Multiple Level Calibration  
DataAcq Meth : 051420S.M

Volume Inj. :  
Signal Phase :  
Signal Info :



Data File : C:\HPCHEM\1\DATA\051420\05142009.D Vial: 26  
Acq On : 14 May 2020 8:14 pm Operator: S MCQUINN  
Sample : VOA8 1000 ICAL 051420 Inst : voa8  
Misc : ICAL3SW\_8015S-GRO Multiplr: 1.00  
IntFile : GRO.E  
Quant Time: May 15 9:49 2020 Quant Results File: 051420S.RES

Quant Method : C:\HPCHEM\1...\051420S.M (Chemstation Integrator)  
Title : GC-PT c6-10 SOIL  
Last Update : Fri May 15 09:46:45 2020  
Response via : Initial Calibration  
DataAcq Meth : 051420S.M

Volume Inj. :  
Signal Phase :  
Signal Info :

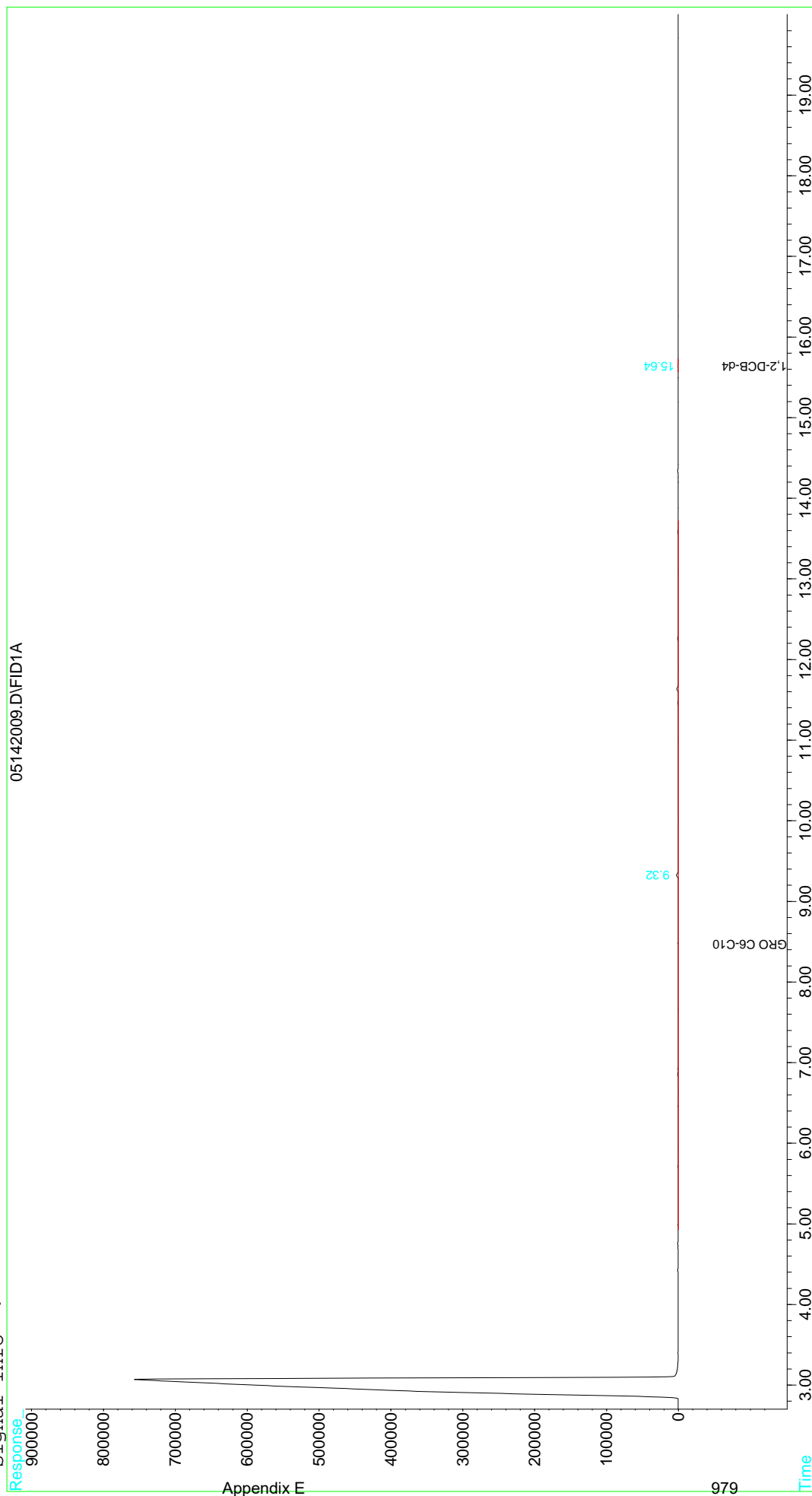
Compound	R.T.	Response	Conc Units
-----			
System Monitoring Compounds			
2) S 1,2-DCB-d4 (Surrogate)	15.64	11814	23.455 ug/KG
Target Compounds			
1) H GRO C6-C10	8.46	401978	1088.128 ug/KG

Data File : C:\HPCHEM\1\DATA\051420\05142009.D  
Acq On : 14 May 2020 8:14 pm  
Sample : VOA8 1000 ICAL 051420  
Misc : ICAL3SW\_8015S-GRO  
IntFile : GRO.E  
Quant Time: May 15 9:49 2020 Quant Results File: 051420S.RES

Vial: 26  
Operator: S MCQUINN  
Inst : voa8  
Multiplr: 1.00

Quant Method : C:\HPCHEM\1...\051420S.M (Chemstation Integrator)  
Title : GC-PT c6-10 SOIL  
Last Update : Fri May 15 09:46:45 2020  
Response via : Multiple Level Calibration  
DataAcq Meth : 051420S.M

Volume Inj. :  
Signal Phase :  
Signal Info :



Data File : C:\HPCHEM\1\DATA\051420\05142010.D Vial: 27  
Acq On : 14 May 2020 8:44 pm Operator: S MCQUINN  
Sample : VOA8 2000 ICAL 051420 Inst : voa8  
Misc : ICAL4SW\_8015S-GRO Multiplr: 1.00  
IntFile : GRO.E  
Quant Time: May 15 9:50 2020 Quant Results File: 051420S.RES

Quant Method : C:\HPCHEM\1...\051420S.M (Chemstation Integrator)  
Title : GC-PT c6-10 SOIL  
Last Update : Fri May 15 09:46:45 2020  
Response via : Initial Calibration  
DataAcq Meth : 051420S.M

Volume Inj. :  
Signal Phase :  
Signal Info :

Compound	R.T.	Response	Conc Units
-----			
System Monitoring Compounds			
2) S 1,2-DCB-d4 (Surrogate)	15.64	22957	45.580 ug/KG
Target Compounds			
1) H GRO C6-C10	8.46	769449	2082.850 ug/KG

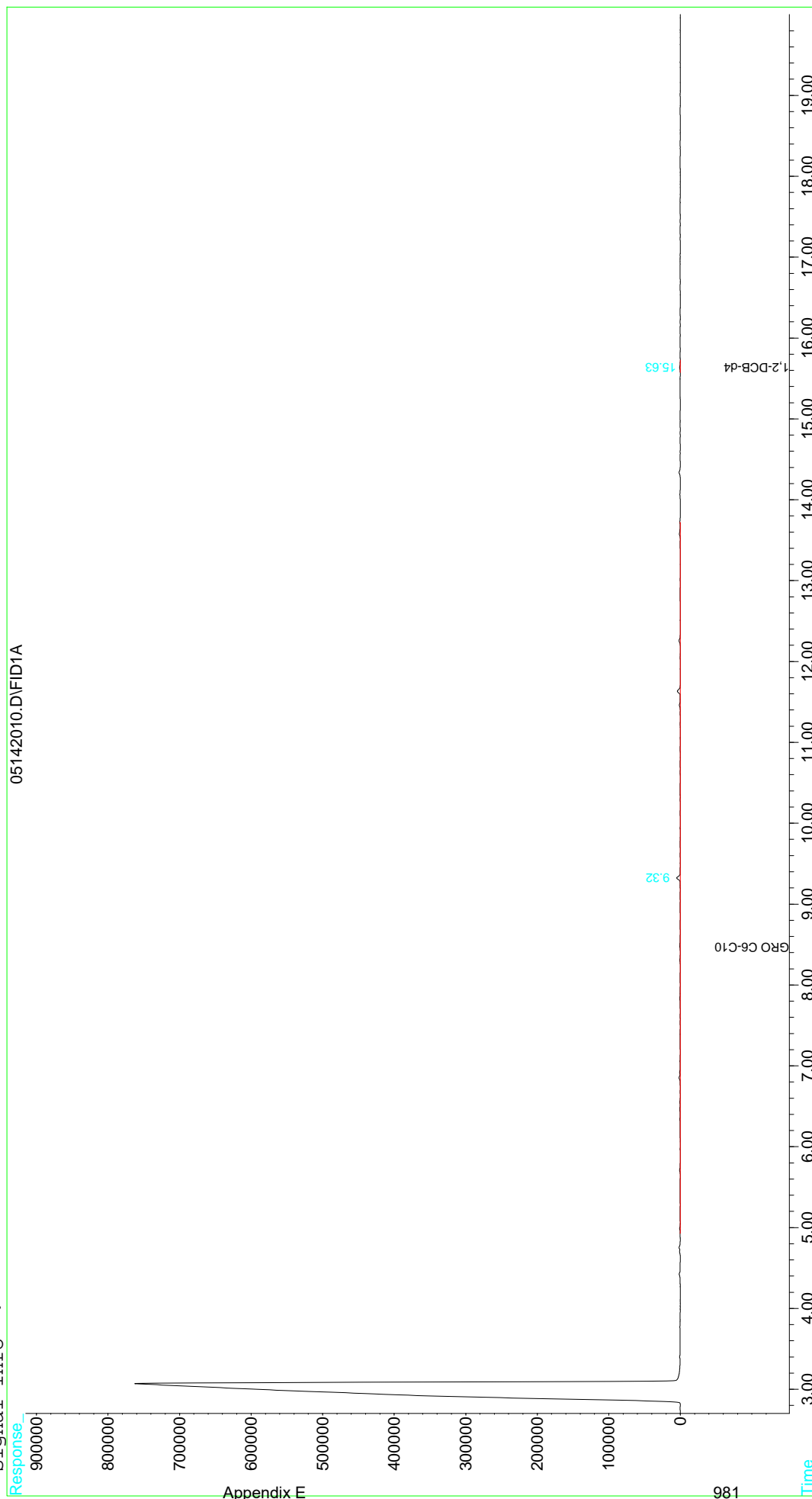


Data File : C:\HPCHEM\1\DATA\051420\05142010.D  
 Acq On : 14 May 2020 8:44 pm  
 Sample : VOA8 2000 ICAL 051420  
 Misc : ICAL4SW\_8015S-GRO  
 IntFile : GRO.E  
 Quant Time: May 15 9:50 2020 Quant Results File: 051420S.RES

Vial: 27  
 Operator: S MCQUINN  
 Inst : voa8  
 Multiplr: 1.00

Quant Method : C:\HPCHEM\1...\051420S.M (Chemstation Integrator)  
 Title : GC-PT c6-10 SOIL  
 Last Update : Fri May 15 09:46:45 2020  
 Response via : Multiple Level Calibration  
 DataAcq Meth : 051420S.M

Volume Inj. :  
 Signal Phase :  
 Signal Info :



Appendix E

Data File : C:\HPCHEM\1\DATA\051420\05142011.D Vial: 28  
Acq On : 14 May 2020 9:14 pm Operator: S MCQUINN  
Sample : VOA8 5000 ICAL 051420 Inst : voa8  
Misc : ICAL5SW\_8015S-GRO Multiplr: 1.00  
IntFile : GRO.E  
Quant Time: May 15 9:50 2020 Quant Results File: 051420S.RES

Quant Method : C:\HPCHEM\1...\051420S.M (Chemstation Integrator)  
Title : GC-PT c6-10 SOIL  
Last Update : Fri May 15 09:46:45 2020  
Response via : Initial Calibration  
DataAcq Meth : 051420S.M

Volume Inj. :  
Signal Phase :  
Signal Info :

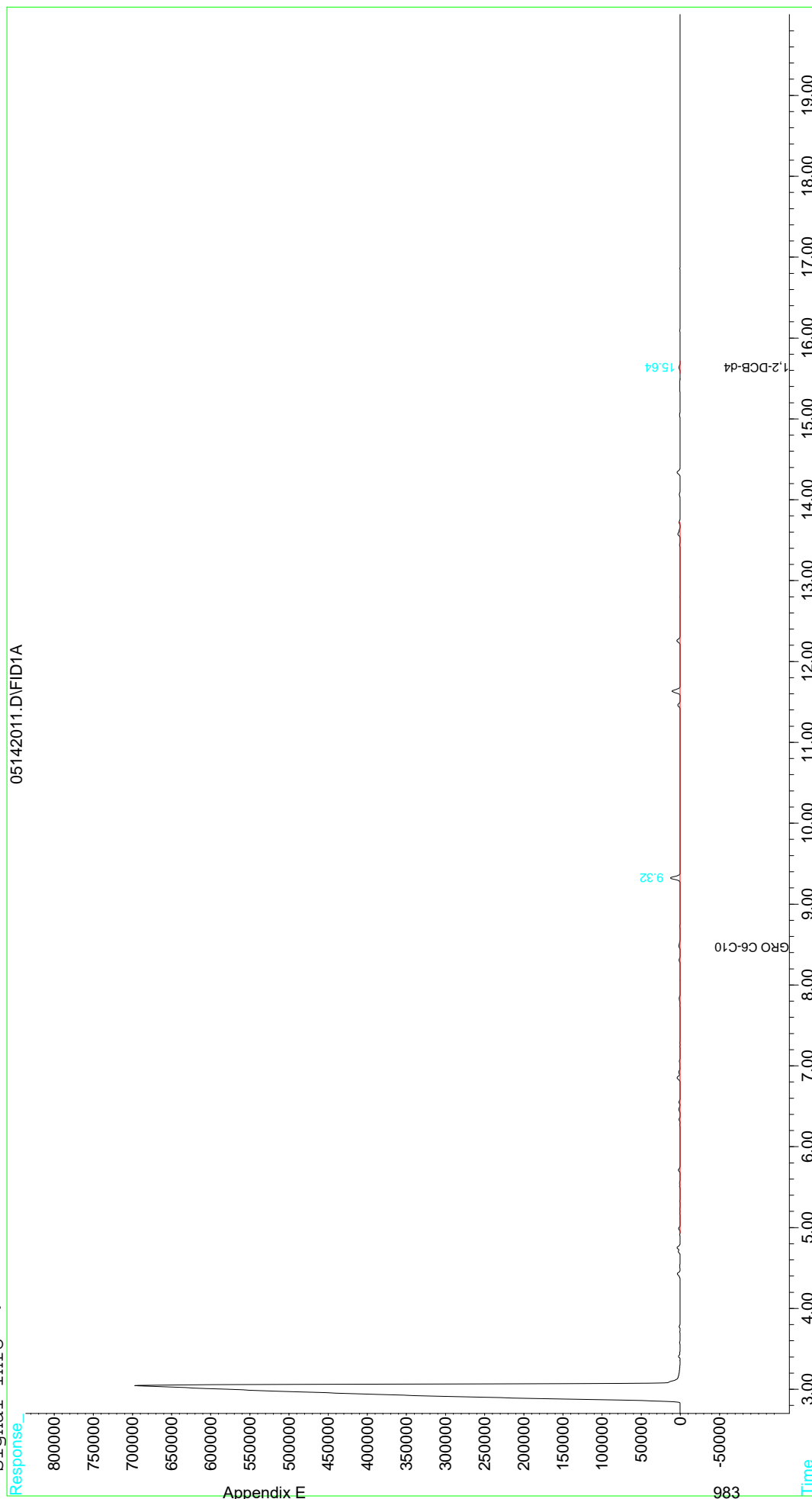
Compound	R.T.	Response	Conc Units
-----			
System Monitoring Compounds			
2) S 1,2-DCB-d4 (Surrogate)	15.64	47480	94.268 ug/KG
Target Compounds			
1) H GRO C6-C10	8.46	1924959	5210.742 ug/KG

Data File : C:\HPCHEM\1\DATA\051420\05142011.D  
 Acq On : 14 May 2020 9:14 pm  
 Sample : VOA8 5000 ICAL 051420  
 Misc : ICAL5SW\_8015S-GRO  
 IntFile : GRO.E  
 Quant Time: May 15 9:50 2020 Quant Results File: 051420S.RES

Vial: 28  
 Operator: S MCQUINN  
 Inst : voa8  
 Multiplr: 1.00

Quant Method : C:\HPCHEM\1...\051420S.M (Chemstation Integrator)  
 Title : GC-PT c6-10 SOIL  
 Last Update : Fri May 15 09:46:45 2020  
 Response via : Multiple Level Calibration  
 DataAcq Meth : 051420S.M

Volume Inj. :  
 Signal Phase :  
 Signal Info :



Appendix E

Data File : C:\HPCHEM\1\DATA\051420\05142012.D Vial: 29  
Acq On : 14 May 2020 9:44 pm Operator: S MCQUINN  
Sample : VOA8 10000 ICAL 051420 Inst : voa8  
Misc : ICAL6SW\_8015S-GRO Multiplr: 1.00  
IntFile : GRO.E  
Quant Time: May 15 9:50 2020 Quant Results File: 051420S.RES

Quant Method : C:\HPCHEM\1...\051420S.M (Chemstation Integrator)  
Title : GC-PT c6-10 SOIL  
Last Update : Fri May 15 09:46:45 2020  
Response via : Initial Calibration  
DataAcq Meth : 051420S.M

Volume Inj. :  
Signal Phase :  
Signal Info :

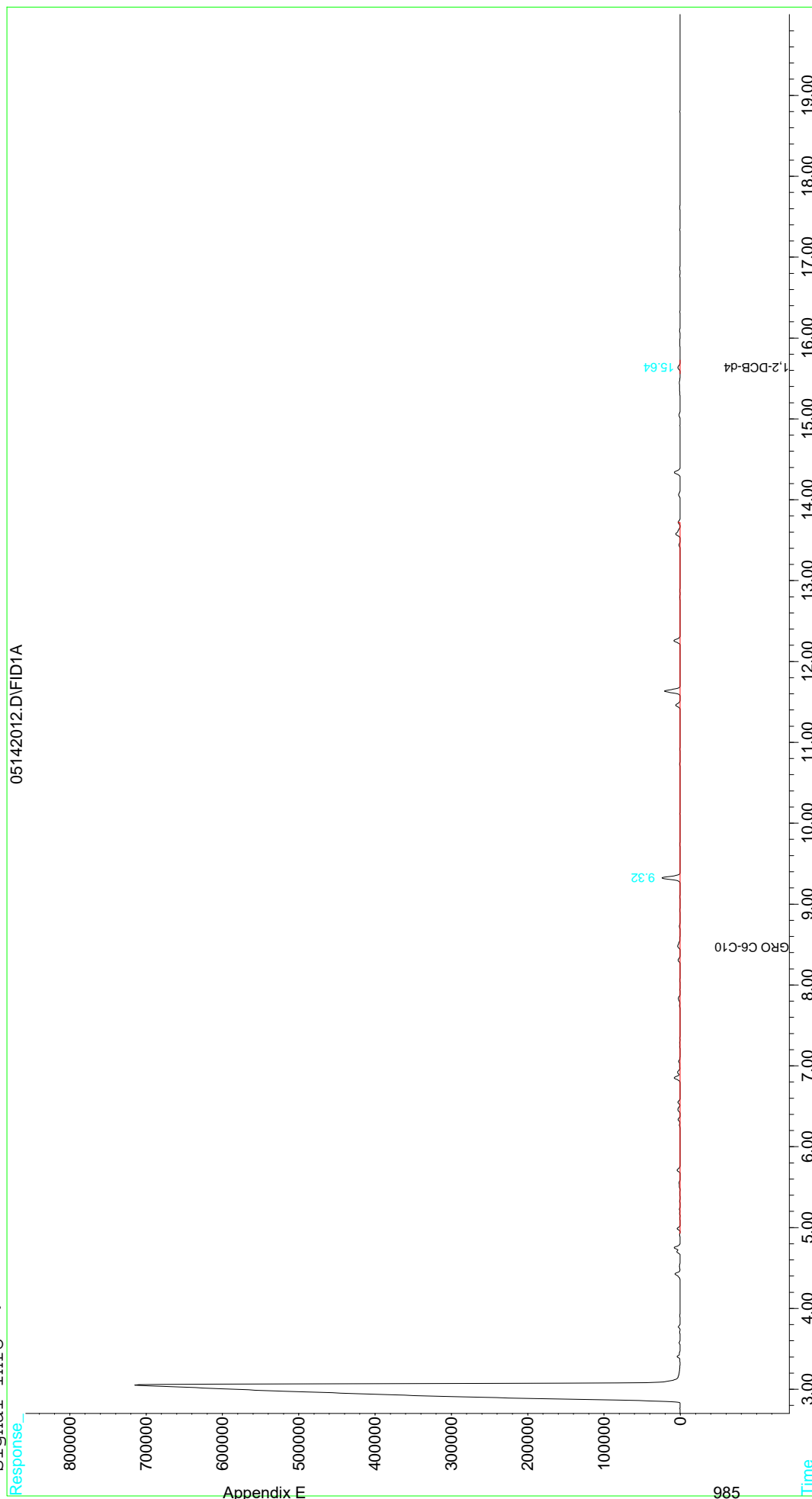
Compound	R.T.	Response	Conc Units
-----			
System Monitoring Compounds			
2) S 1,2-DCB-d4 (Surrogate)	15.64	93561	185.761 ug/KG
Target Compounds			
1) H GRO C6-C10	8.46	3720789	10071.941 ug/KG

Data File : C:\HPCHEM\1\DATA\051420\05142012.D  
 Acq On : 14 May 2020 9:44 pm  
 Sample : VOA8 10000 ICAL 051420  
 Misc : ICAL6SW\_8015S-GRO  
 IntFile : GRO.E  
 Quant Time: May 15 9:50 2020 Quant Results File: 051420S.RES

Vial: 29  
 Operator: S MCQUINN  
 Inst : voa8  
 Multiplr: 1.00

Quant Method : C:\HPCHEM\1...\051420S.M (Chemstation Integrator)  
 Title : GC-PT c6-10 SOIL  
 Last Update : Fri May 15 09:46:45 2020  
 Response via : Multiple Level Calibration  
 DataAcq Meth : 051420S.M

Volume Inj. :  
 Signal Phase :  
 Signal Info :



Appendix E

985

Data File : C:\HPCHEM\1\DATA\051420\05142014.D Vial: 30  
Acq On : 14 May 2020 10:43 pm Operator: S MCQUINN  
Sample : VOA8 ICV 051420 Inst : voa8  
Misc : ICV SW\_8015S-GRO Multiplr: 1.00  
IntFile : GRO.E

Method : C:\HPCHEM\1\METHODS\2019\051420S.M (Chemstation Integrator)  
Title : GC-PT c6-10 SOIL  
Last Update : Fri May 15 09:54:41 2020  
Response via : Multiple Level Calibration

Min. RRF : 0.000 Min. Rel. Area : 50% Max. R.T. Dev 0.50min  
Max. RRF Dev : 15% Max. Rel. Area : 150%

	Compound	Amount	Calc.	%Dev	Area%	Dev(min)
1 H	GRO C6-C10	2000.000	2336.956	-16.8#	117	0.00
2 S	1,2-DCB-d4 (Surrogate)	50.000	49.827	0.3	102	0.00

Data File : C:\HPCHEM\1\DATA\051420\05142014.D Vial: 30  
Acq On : 14 May 2020 10:43 pm Operator: S MCQUINN  
Sample : VOA8 ICV 051420 Inst : voa8  
Misc : ICV SW\_8015S-GRO Multiplr: 1.00  
IntFile : GRO.E

Method : C:\HPCHEM\1\METHODS\2019\051420S.M (Chemstation Integrator)  
Title : GC-PT c6-10 SOIL  
Last Update : Fri May 15 09:54:41 2020  
Response via : Multiple Level Calibration

Min. RRF : 0.000 Min. Rel. Area : 50% Max. R.T. Dev 0.50min  
Max. RRF Dev : 15% Max. Rel. Area : 150%

Compound	Amount	Calc.	%Dev	Area%	Dev(min)
----------	--------	-------	------	-------	----------

Data File : C:\HPCHEM\1\DATA\051420\05142014.D Vial: 30  
Acq On : 14 May 2020 10:43 pm Operator: S MCQUINN  
Sample : VOA8 ICV 051420 Inst : voa8  
Misc : ICV SW\_8015S-GRO Multiplr: 1.00  
IntFile : GRO.E  
Quant Time: May 15 9:55 2020 Quant Results File: 051420S.RES

Quant Method : C:\HPCHEM\1...\051420S.M (Chemstation Integrator)  
Title : GC-PT c6-10 SOIL  
Last Update : Fri May 15 09:54:41 2020  
Response via : Initial Calibration  
DataAcq Meth : 051420S.M

Volume Inj. :  
Signal Phase :  
Signal Info :

Compound	R.T.	Response	Conc Units
-----			
System Monitoring Compounds			
2) S 1,2-DCB-d4 (Surrogate)	15.64	23406	49.827 ug/KG
Target Compounds			
1) H GRO C6-C10	8.46	902087	2336.956 ug/KG

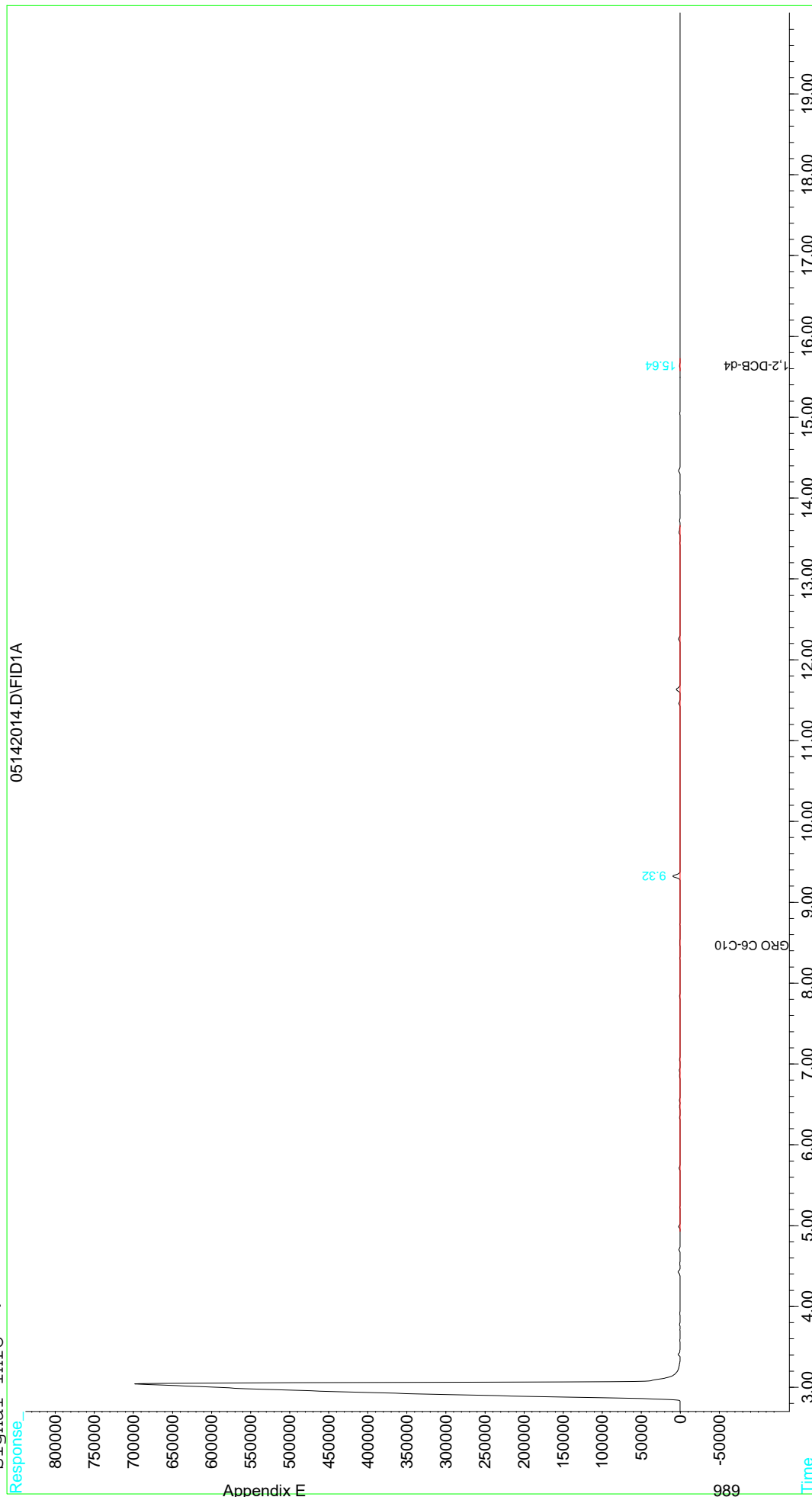


Data File : C:\HPCHEM\1\DATA\051420\05142014.D  
 Acq On : 14 May 2020 10:43 pm  
 Sample : VOA8 ICV 051420  
 Misc : ICV SW\_8015S-GRO  
 IntFile : GRO.E  
 Quant Time: May 15 9:55 2020 Quant Results File: 051420S.RES

Vial: 30  
 Operator: S MCQUINN  
 Inst : voa8  
 Multiplr: 1.00

Quant Method : C:\HPCHEM\1...\051420S.M (Chemstation Integrator)  
 Title : GC-PT c6-10 SOIL  
 Last Update : Fri May 15 09:54:41 2020  
 Response via : Multiple Level Calibration  
 DataAcq Meth : 051420S.M

Volume Inj. :  
 Signal Phase :  
 Signal Info :



Appendix E

## Form I

CLIENT SAMPLE NO.

TAFBS-S-25

Lab Name: RTI Laboratories, Inc. Contract:Lab Code: GLEN01 ClientID: USA17 SAS No.: SDG No.: 2006479Matrix: Soil Lab Sample ID: 2006479-001ASample wt/vol: 0.03005Kg Lab File ID: 07092018.DLevel: (low/med) LOW Date Collected: 6/23/2020 12:51 PM% Moisture: 8.213717 Date Received: 6/24/2020 9:49 AMExtract Volume: 1000(ul) Date Analyzed: 7/9/2020 7:16 PMSeq Number: 2313866 Dilution Factor: 1.00GC Column: Rtx-5 Batch ID: 51991Column ID: Rtx-5 cat10255(mm)

CAS NO.	COMPOUND	CONC.	UNITS: µg/Kg-dry	Q	DL	LOD	LOQ
DRO	Diesel Range Organics C10-C28	730	UQ	660	730	1800	

SW8015B

## Form I

CLIENT SAMPLE NO.

TAFBS-S-24

Lab Name: RTI Laboratories, Inc. Contract:Lab Code: GLEN01 ClientID: USA17 SAS No.: SDG No.: 2006479Matrix: Soil Lab Sample ID: 2006479-002ASample wt/vol: 0.03006Kg Lab File ID: 07092019.DLevel: (low/med) LOW Date Collected: 6/23/2020 1:08 PM% Moisture: 9.225092 Date Received: 6/24/2020 9:49 AMExtract Volume: 1000(ul) Date Analyzed: 7/9/2020 7:44 PMSeq Number: 2313867 Dilution Factor: 1.00GC Column: Rtx-5 Batch ID: 51991Column ID: Rtx-5 cat10255(mm)CAS NO. COMPOUND CONC. UNITS:  $\mu\text{g/Kg-dry}$  Q DL LOD LOQ

DRO	Diesel Range Organics C10-C28	730	UQ	670	730	1800
-----	-------------------------------	-----	----	-----	-----	------

SW8015B

## Form I

CLIENT SAMPLE NO.

TAFBS-S-23

Lab Name: RTI Laboratories, Inc. Contract:Lab Code: GLEN01 ClientID: USA17 SAS No.: SDG No.: 2006479Matrix: Soil Lab Sample ID: 2006479-003ASample wt/vol: 0.03003Kg Lab File ID: 07092020.DLevel: (low/med) LOW Date Collected: 6/23/2020 1:16 PM% Moisture: 10.33884 Date Received: 6/24/2020 9:49 AMExtract Volume: 1000(ul) Date Analyzed: 7/9/2020 8:12 PMSeq Number: 2313868 Dilution Factor: 1.00GC Column: Rtx-5 Batch ID: 51991Column ID: Rtx-5 cat10255(mm)CAS NO. COMPOUND CONC. UNITS:  $\mu\text{g/Kg-dry}$  Q DL LOD LOQ

DRO	Diesel Range Organics C10-C28	740	UQ	680	740	1900
-----	-------------------------------	-----	----	-----	-----	------

SW8015B

## Form I

CLIENT SAMPLE NO.

TAFBS-S-22

Lab Name: RTI Laboratories, Inc. Contract:Lab Code: GLEN01 ClientID: USA17 SAS No.: SDG No.: 2006479Matrix: Soil Lab Sample ID: 2006479-004ASample wt/vol: 0.03006Kg Lab File ID: 07092023.DLevel: (low/med) LOW Date Collected: 6/23/2020 1:28 PM% Moisture: 12.1254 Date Received: 6/24/2020 9:49 AMExtract Volume: 1000(ul) Date Analyzed: 7/9/2020 9:35 PMSeq Number: 2313871 Dilution Factor: 1.00GC Column: Rtx-5 Batch ID: 51991Column ID: Rtx-5 cat10255(mm)CAS NO. COMPOUND CONC. UNITS:  $\mu\text{g/Kg-dry}$  Q DL LOD LOQ

DRO	Diesel Range Organics C10-C28	760	UQ	690	760	1900
-----	-------------------------------	-----	----	-----	-----	------

SW8015B

## Form I

CLIENT SAMPLE NO.

TAFBS-S-21

Lab Name: RTI Laboratories, Inc. Contract:Lab Code: GLEN01 ClientID: USA17 SAS No.: SDG No.: 2006479Matrix: Soil Lab Sample ID: 2006479-005ASample wt/vol: 0.03004Kg Lab File ID: 07092024.DLevel: (low/med) LOW Date Collected: 6/23/2020 1:33 PM% Moisture: 7.327 Date Received: 6/24/2020 9:49 AMExtract Volume: 1000(ul) Date Analyzed: 7/9/2020 10:03 PMSeq Number: 2313872 Dilution Factor: 1.00GC Column: Rtx-5 Batch ID: 51991Column ID: Rtx-5 cat10255(mm)CAS NO. COMPOUND CONC. UNITS:  $\mu\text{g/Kg-dry}$  Q DL LOD LOQ

DRO	Diesel Range Organics C10-C28	720	UQ	650	720	1800
-----	-------------------------------	-----	----	-----	-----	------

SW8015B

## Form I

CLIENT SAMPLE NO.

TAFBS-S-20

Lab Name: RTI Laboratories, Inc. Contract:Lab Code: GLEN01 ClientID: USA17 SAS No.: SDG No.: 2006479Matrix: Soil Lab Sample ID: 2006479-006ASample wt/vol: 0.03001Kg Lab File ID: 07092025.DLevel: (low/med) LOW Date Collected: 6/23/2020 1:47 PM% Moisture: 7.8305 Date Received: 6/24/2020 9:49 AMExtract Volume: 1000(ul) Date Analyzed: 7/9/2020 10:30 PMSeq Number: 2313873 Dilution Factor: 1.00GC Column: Rtx-5 Batch ID: 51991Column ID: Rtx-5 cat10255(mm)CAS NO. COMPOUND CONC. UNITS:  $\mu\text{g/Kg-dry}$  Q DL LOD LOQ

DRO	Diesel Range Organics C10-C28	720	UQ	660	720	1800
-----	-------------------------------	-----	----	-----	-----	------

SW8015B

## Form I

CLIENT SAMPLE NO.

TAFBS-S-19

Lab Name: RTI Laboratories, Inc. Contract:Lab Code: GLEN01 ClientID: USA17 SAS No.: SDG No.: 2006479Matrix: Soil Lab Sample ID: 2006479-007ASample wt/vol: 0.03002Kg Lab File ID: 07152024.DLevel: (low/med) LOW Date Collected: 6/23/2020 2:02 PM% Moisture: 8.0988 Date Received: 6/24/2020 9:49 AMExtract Volume: 1000(ul) Date Analyzed: 7/15/2020 8:27 PMSeq Number: 2315347 Dilution Factor: 1.00GC Column: Rtx-5 Batch ID: 51991Column ID: Rtx-5 cat10255(mm)CAS NO. COMPOUND CONC. UNITS:  $\mu\text{g/Kg-dry}$  Q DL LOD LOQ

DRO	Diesel Range Organics C10-C28	720	U	660	720	1800
-----	-------------------------------	-----	---	-----	-----	------

SW8015B



## Form I

CLIENT SAMPLE NO.

MB-51991

Lab Name: RTI Laboratories, Inc. Contract:Lab Code: GLEN01 ClientID: USA17 SAS No.: SDG No.: 2006479Matrix: Solid Lab Sample ID: MB-51991Sample wt/vol: 0.03004Kg Lab File ID: 07092005.DLevel: (low/med) LOW Date Collected:% Moisture: N/A Date Received:Extract Volume: 1000(ul) Date Analyzed: 7/9/2020 12:22 PMSeq Number: 2313854 Dilution Factor: 1.00GC Column: Rtx-5 Batch ID: 51991Column ID: Rtx-5 cat10255(mm)

CAS NO.	COMPOUND	CONC. UNITS: µg/Kg	Q	DL	LOD	LOQ
DRO	Diesel Range Organics C10-C28	670	U	610	670	1700

SW8015B

## Form I

CLIENT SAMPLE NO.

LCS-51991

Lab Name: RTI Laboratories, Inc. Contract:Lab Code: GLEN01 ClientID: USA17 SAS No.: SDG No.: 2006479Matrix: Solid Lab Sample ID: LCS-51991Sample wt/vol: 0.03008Kg Lab File ID: 07092006.DLevel: (low/med) LOW Date Collected:% Moisture: N/A Date Received:Extract Volume: 1000(ul) Date Analyzed: 7/9/2020 12:49 PMSeq Number: 2313855 Dilution Factor: 1.00GC Column: Rtx-5 Batch ID: 51991Column ID: Rtx-5 cat10255(mm)

CAS NO.	COMPOUND	CONC. UNITS: µg/Kg	Q	DL	LOD	LOQ
DRO	Diesel Range Organics C10-C28	22000		600	660	1700

SW8015B

## Form I

CLIENT SAMPLE NO.

MS

Lab Name: RTI Laboratories, Inc. Contract:Lab Code: GLEN01ClientID: USA17

SAS No.:

SDG No.: 2006479Matrix: SolidLab Sample ID: 2006454-027AMSSample wt/vol: 0.01007KgLab File ID: 07092016.DLevel: (low/med) LOW

Date Collected:

% Moisture: 5.514403

Date Received:

Extract Volume: 1000(ul)Date Analyzed: 7/9/2020 6:20 PMSeq Number: 2313864Dilution Factor: 1.00GC Column: Rtx-5Batch ID: 51991Column ID: Rtx-5 cat10255(mm)

CAS NO.	COMPOUND	CONC. UNITS: µg/Kg-dry	Q	DL	LOD	LOQ
DRO	Diesel Range Organics C10-C28	70000	Q	1900	2100	5300

SW8015B

## Form I

CLIENT SAMPLE NO.

MSD

Lab Name: RTI Laboratories, Inc. Contract:Lab Code: GLEN01ClientID: USA17

SAS No.:

SDG No.: 2006479Matrix: SolidLab Sample ID: 2006454-027AMSDSample wt/vol: 0.01003KgLab File ID: 07092017.DLevel: (low/med) LOW

Date Collected:

% Moisture: 5.514403

Date Received:

Extract Volume: 1000(ul)Date Analyzed: 7/9/2020 6:48 PMSeq Number: 2313865Dilution Factor: 1.00GC Column: Rtx-5Batch ID: 51991Column ID: Rtx-5 cat10255(mm)

CAS NO.	COMPOUND	CONC. UNITS: µg/Kg-dry	Q	DL	LOD	LOQ
DRO	Diesel Range Organics C10-C28	70000	Q	1900	2100	5300

SW8015B

## Form I

CLIENT SAMPLE NO.

LCSD-51991

Lab Name: RTI Laboratories, Inc. Contract:Lab Code: GLEN01 ClientID: USA17 SAS No.: SDG No.: 2006479Matrix: Solid Lab Sample ID: LCSD-51991Sample wt/vol: 0.03003Kg Lab File ID: 07092007.DLevel: (low/med) LOW Date Collected:% Moisture: N/A Date Received:Extract Volume: 1000(ul) Date Analyzed: 7/9/2020 1:18 PMSeq Number: 2313856 Dilution Factor: 1.00GC Column: Rtx-5 Batch ID: 51991Column ID: Rtx-5 cat10255(mm)

CAS NO.	COMPOUND	CONC. UNITS: µg/Kg	Q	DL	LOD	LOQ
DRO	Diesel Range Organics C10-C28	23000	Q	610	670	1700

SW8015B

FORM II B  
SYSTEM MONITORING COMPOUND RECOVERY

Lab Name: RTI Laboratories, Inc. Contract: USA17  
 Lab Code: GLEN01 Client No: USA17  
 SAS No.: SDG No.: 2006479 Level (low/med): low  
 GC Column(1): Rtx-5 ID: Rtx-5 cat10255(mm)  
 GC Column(2): ID: (mm)

	Client SAMPLE NO.	TOT OUT	SMC #
01	MB-51117	0	91.3
02	MB-51991	0	118
03	LCS-51991	1	150 *
04	LCSD-51991	2	161 *
05	MS	1	137 *
06	MSD	1	140 *
07	TAFBS-S-25	0	114
08	TAFBS-S-24	0	104
09	TAFBS-S-23	0	105
10	TAFBS-S-22	0	103
11	TAFBS-S-21	0	94.3
12	TAFBS-S-20	1	119
13	TAFBS-S-19	0	127

QC Limit

SMC1	=n-Eicosane	60-130
SMC2	=Squalene	60-130

# Column to be used to flag recovery values

\* Values outside of contract required QC limits

FORM II

SW8015B

FORM III  
SYSTEM MONITORING SPIKE/DUPLICATE RECOVERY

Lab Name: RTI Laboratories, Inc. Contract: USA17

Lab Code: GLEN01 ClientID: USA17 SAS No.: SDG No.: 2006479

Sample ID: 2006454-027AMSD Level: (low/med) LOW

COMPOUND	SPIKE ADDED Units (µg/Kg)	SAMPLE CONC. Units (µg/Kg)	MS CONC. Units (µg/Kg)	MS % REC #	QC LIMITS REC	SPIKE ADDED Units (µg/Kg)	MSD CONC. Units (µg/Kg)	MSD % REC #	% RPD #	QC LIMITS RPD REC	
Diesel Range Organics C10-C28	53000	0	70000	132*	38-132	53000	70000	133*	0.984	20	38-132

# Column to be used to flag recovery and RPD values with an asterisk

\* Values outside of QC limits

RPD: 0 out of 1 outside limits

Spike Recovery: 2 out of 2 outside limits

FORM III  
SYSTEM MONITORING SPIKE/DUPLICATE RECOVERY

Lab Name: RTI Laboratories, Inc. Contract: USA17

Lab Code: GLEN01 ClientID: USA17 SAS No.: SDG No.: 2006479

Sample ID: LCSD-51991 Level: (low/med) LOW

COMPOUND	SPIKE ADDED Units (µg/Kg)	SAMPLE CONC. Units (µg/Kg)	MS CONC. Units (µg/Kg)	MS % REC #	QC LIMITS REC	SPIKE ADDED Units (µg/Kg)	MSD CONC. Units (µg/Kg)	MSD % REC #	% RPD #	QC LIMITS RPD REC	
Diesel Range Organics C10-C28	17000	0	22000	129	38-132	17000	23000	141*	8.46*	0	38-132

# Column to be used to flag recovery and RPD values with an asterisk

\* Values outside of QC limits

RPD: 1 out of 1 outside limits

Spike Recovery: 1 out of 2 outside limits



FORM IV  
METHOD BLANK SUMMARY

Client SAMPLE NO.

MB-51991

Lab Name: RTI Laboratories, Inc.

Contract: USA17

Lab Code: GLEN01 ClientID: USA17

SAS No.: SDG No.: 2006479

Lab File ID: 07092005.D

Lab Sample ID: MB-51991

Date/Time Analyzed: 7/9/2020 12:22 PM

Instrument ID: GC-FID-NPD

GC Column: Rtx-5

Matrix: S

Column ID: Rtx-5 cat10255(mm)

THIS METHOD BLANK APPLIES TO THE FOLLOWING: SAMPLES, LCS, LCSD, MS AND MSD

	CLIENT SAMPLE NO.	LAB SAMPLE ID	FILE ID	DATE ANALYZED
01	LCS-51991	LCS-51991	07092006.D	7/9/2020 12:49 PM
02	LCSD-51991	LCSD-51991	07092007.D	7/9/2020 1:18 PM
03	ZZZZZ	2006454-021A	07092008.D	7/9/2020 1:45 PM
04	ZZZZZ	2006454-022A	07092009.D	7/9/2020 2:13 PM
05	ZZZZZ	2006454-023A	07092010.D	7/9/2020 2:42 PM
06	ZZZZZ	2006454-024A	07092011.D	7/9/2020 4:28 PM
07	ZZZZZ	2006454-025A	07092013.D	7/9/2020 4:56 PM
08	ZZZZZ	2006454-026A	07092014.D	7/9/2020 5:24 PM
09	ZZZZZ	2006454-027A	07092015.D	7/9/2020 5:52 PM
10	MS	2006454-027AMS	07092016.D	7/9/2020 6:20 PM
11	MSD	2006454-027AMSD	07092017.D	7/9/2020 6:48 PM
12	TAFBS-S-25	2006479-001A	07092018.D	7/9/2020 7:16 PM
13	TAFBS-S-24	2006479-002A	07092019.D	7/9/2020 7:44 PM
14	TAFBS-S-23	2006479-003A	07092020.D	7/9/2020 8:12 PM
15	TAFBS-S-22	2006479-004A	07092023.D	7/9/2020 9:35 PM
16	TAFBS-S-21	2006479-005A	07092024.D	7/9/2020 10:03 PM
17	TAFBS-S-20	2006479-006A	07092025.D	7/9/2020 10:30 PM
18	ZZZZZ	2006479-007A	07092026.D	7/9/2020 10:58 PM
19	ZZZZZ	2006481-001A	07092027.D	7/9/2020 11:26 PM
20	ZZZZZ	2006481-002A	07092028.D	7/9/2020 11:53 PM
21	ZZZZZ	2006481-003A	07092029.D	7/10/2020 12:21 AM
22	ZZZZZ	2006481-004A	07092030.D	7/10/2020 12:48 AM
23	ZZZZZ	2006481-005A	07092031.D	7/10/2020 1:16 AM
24	ZZZZZ	2006481-006A	07092032.D	7/10/2020 1:43 AM
25	TAFBS-S-19	2006479-007A	07152024.D	7/15/2020 8:27 PM

FORM VI  
Petroleum Hydrocarbons INITIAL CALIBRATION DATA

Lab Name: RTI Laboratories, Inc. Contract:

Lab Code: GLEN01 Workorder: 2006479

Calibration ID: 116937

Instrument ID: GC-FID-NPD

Calibration Begin Date/Time: 2/28/2020 9:53 AM

GC Column: Rtx-5 cat10255

Calibration End Date/Time: 2/28/2020 3:20 PM

Column ID: Rtx-5(mm)

LAB FILE ID:														
ICAL1-ORO-02282002282010.D		ICAL2-ORO-02282002282011.D		ICAL5-ORO-02282002282014.D		ICAL6-ORO-02282002282015.D		ICAL5-ORO-02282002282014.D						
ICAL6-ORO-02282002282015.D														
COMPOUND	ICAL1- ORO- 022820	ICAL2- ORO- 022820	ICAL3- ORO- 022820	ICAL4- ORO- 022820	ICAL5- ORO- 022820	ICAL6- ORO- 022820					<div>—</div> CF	% RSD	R <sup>2</sup>	Curve Type
Diesel Range Organics C10-C28	2506600	1948800	1777900	1769700	1841600	1755200	0	0	0	0			0.999450	LINEAR
n-Eicosane	2346700	2244700	1682600	1969300	1916300	1887600	0	0	0	0			0.998179	LINEAR
Squalene	2162500	1891900	1534000	1583800	1631400	1645700	0	0	0	0			0.998673	LINEAR

\* Compounds with required minimum RRF and maximum %RSD values.

All other compounds must meet a minimum RRF of 0.010.

## FORM VI C

## Petroleum Hydrocarbons INITIAL CALIBRATION DATA - RETENTION TIMES

Lab Name: RTI Laboratories, Inc. Contract:Lab Code: GLEN01Workorder: 2006479Calibration ID: 116937Instrument ID: GC-FID-NPDCalibration Begin Date/Time: 2/28/2020 9:53 AMGC Column: Rtx-5 cat10255Calibration End Date/Time: 2/28/2020 3:20 PMColumn ID: Rtx-5(mm)

## LAB FILE ID:

ICAL1-ORO-022820 02282010.DICAL2-ORO-022820 02282011.DICAL5-ORO-022820 02282014.DICAL6-ORO-022820 02282015.DICAL5-ORO-022820 02282014.DICAL6-ORO-022820 02282015.D

COMPOUND	ICAL1- ORO- 022820	ICAL2- ORO- 022820	ICAL3- ORO- 022820	ICAL4- ORO- 022820	ICAL5- ORO- 022820	ICAL6- ORO- 022820					Mean RT	Lower RT Limit	Upper RT Limit	
Diesel Range Organics C10-C20	5.05	5.05	5.05	5.05	5.05	5.05	0	0	0	0	5.05	5.05	5.05	
Diesel Range Organics C10-C25	5.15	5.15	5.15	5.15	5.15	5.15	0	0	0	0	5.15	5.15	5.15	
Diesel Range Organics C10-C28	6.85	6.85	6.85	6.85	6.85	6.85	0	0	0	0	6.85	6.85	6.85	
Diesel Range Organics C10-C36	0	8.4	8.4	8.4	8.4	8.4	0	0	0	0	8.40	8.40	8.40	
n-Eicosane	8.83	8.83	8.83	8.83	8.83	8.83	0	0	0	0	8.83	8.83	8.83	
Oil Range Organics C20-C34	9.23	9.23	9.23	9.23	9.23	9.23	0	0	0	0	9.23	9.23	9.23	
Oil Range Organics C25-C36	10.7	10.7	10.7	10.7	10.7	10.7	0	0	0	0	10.70	10.70	10.70	
Squalene	11.559	11.558	11.558	11.559	11.559	11.559	0	0	0	0	11.56	11.56	11.56	

FORM VII B  
CONTINUING CALIBRATION CHECK

Lab Name: RTI Laboratories, Inc.

Contract: USA17

Case No: USA17

Lab Code: GLEN01

SAS No.:

SDG No.: 2006479

Instrument ID: GC-FID-NPD

Lab File ID: 02282009.D

Sample ID: ICV-DRO-022820

GC Column: Rtx-5

GC Column ID: Rtx-5 cat10255(mm)

Cal. Begin Date: 2/28/2020 9:53 AM

Cal. End Date: 2/28/2020 3:20 PM

COMPOUND	CURVE TYPE	ICAL Avg RRF	minRRF	RRF	%D	MAX %D	THEO CONC	RCVR CONC	%Drift	MAX %D <sup>2</sup>
Diesel Range Organics C10-C28	LINEAR	0	0.10000	1838000		20	1000	1000	1.65	20
n-Eicosane	LINEAR	0	0.10000	0		20	10.0	0	100	20
Squalene	LINEAR	0	0.10000	1687900		20	20.0	21.0	3.03	20

FORM VII B  
CONTINUING CALIBRATION CHECK

Lab Name: RTI Laboratories, Inc.

Contract: USA17

Case No: USA17

Lab Code: GLEN01

SAS No.:

SDG No.: 2006479

Instrument ID: GC-FID-NPD

Lab File ID: 02282019.D

Sample ID: ICV-ORO-022820

GC Column: Rtx-5

GC Column ID: Rtx-5 cat10255(mm)

Cal. Begin Date: 2/28/2020 9:53 AM

Cal. End Date: 2/28/2020 3:20 PM

COMPOUND	CURVE TYPE	ICAL Avg RRF	minRRF	RRF	%D	MAX %D	THEO CONC	RCVR CONC	%Drift	MAX %D <sup>2</sup>	
Diesel Range Organics C10-C28	LINEAR	0	0.10000	0		20	1000	0	100	20	Q
n-Eicosane	LINEAR	0	0.10000	2028600		20	10.0	10.0	3.23	20	
Squalene	LINEAR	0	0.10000	0		20	20.0	0	100	20	Q

FORM VII B  
CONTINUING CALIBRATION CHECK

Lab Name: RTI Laboratories, Inc.

Contract: USA17

Case No: USA17

Lab Code: GLEN01

SAS No.:

SDG No.: 2006479

Instrument ID: GC-FID-NPD

Lab File ID: 07092004.D

Sample ID: CCV-DRO-070920

GC Column: Rtx-5

GC Column ID: Rtx-5 cat10255(mm)

Cal. Begin Date: 2/28/2020 9:53 AM

Cal. End Date: 2/28/2020 3:20 PM

COMPOUND	CURVE TYPE	ICAL Avg RRF	minRRF	RRF	%D	MAX %D	THEO CONC	RCVR CONC	%Drift	MAX %D <sup>2</sup>
Diesel Range Organics C10-C28	LINEAR	0	0.10000	1935700		20	1000	1100	7.16	20
n-Eicosane	LINEAR	0	0.10000	0		20	10.0	0	100	20
Squalene	LINEAR	0	0.10000	1717700		20	20.0	21.0	4.92	20

FORM VII B  
CONTINUING CALIBRATION CHECK

Lab Name: RTI Laboratories, Inc.

Contract: USA17

Case No: USA17

Lab Code: GLEN01

SAS No.:

SDG No.: 2006479

Instrument ID: GC-FID-NPD

Lab File ID: 07092022.D

Sample ID: CCV-DRO-070920-1

GC Column: Rtx-5

GC Column ID: Rtx-5 cat10255(mm)

Cal. Begin Date: 2/28/2020 9:53 AM

Cal. End Date: 2/28/2020 3:20 PM

COMPOUND	CURVE TYPE	ICAL Avg RRF	minRRF	RRF	%D	MAX %D	THEO CONC	RCVR CONC	%Drift	MAX %D <sup>2</sup>
Diesel Range Organics C10-C28	LINEAR	0	0.10000	1805500		20	1000	990	1.30	20
n-Eicosane	LINEAR	0	0.10000	0		20	10.0	0	100	20
Squalene	LINEAR	0	0.10000	1796500		20	20.0	22.0	9.90	20

FORM VII B  
CONTINUING CALIBRATION CHECK

Lab Name: RTI Laboratories, Inc.

Contract: USA17

Case No: USA17

Lab Code: GLEN01

SAS No.:

SDG No.: 2006479

Instrument ID: GC-FID-NPD

Lab File ID: 07092034.D

Sample ID: CCV-DRO-070920-2

GC Column: Rtx-5

GC Column ID: Rtx-5 cat10255(mm)

Cal. Begin Date: 2/28/2020 9:53 AM

Cal. End Date: 2/28/2020 3:20 PM

COMPOUND	CURVE TYPE	ICAL Avg RRF	minRRF	RRF	%D	MAX %D	THEO CONC	RCVR CONC	%Drift	MAX %D <sup>2</sup>
Diesel Range Organics C10-C28	LINEAR	0	0.10000	1822700		20	1000	1000	0.327	20
n-Eicosane	LINEAR	0	0.10000	0		20	10.0	0	100	20
Squalene	LINEAR	0	0.10000	1650300		20	20.0	20.0	0.650	20



FORM VII B  
CONTINUING CALIBRATION CHECK

Lab Name: RTI Laboratories, Inc.

Contract: USA17

Case No: USA17

Lab Code: GLEN01

SAS No.:

SDG No.: 2006479

Instrument ID: GC-FID-NPD

Lab File ID: 07152004.D

Sample ID: CCV-DRO-071520

GC Column: Rtx-5

GC Column ID: Rtx-5 cat10255(mm)

Cal. Begin Date: 2/28/2020 9:53 AM

Cal. End Date: 2/28/2020 3:20 PM

COMPOUND	CURVE TYPE	ICAL Avg RRF	minRRF	RRF	%D	MAX %D	THEO CONC	RCVR CONC	%Drift	MAX %D <sup>2</sup>
Diesel Range Organics C10-C28	LINEAR	0	0.10000	1720200		20	1000	950	4.98	20
n-Eicosane	LINEAR	0	0.10000	0		20	10.0	0	100	20
Squalene	LINEAR	0	0.10000	1608000		20	20.0	20.0	2.03	20

FORM VII B  
CONTINUING CALIBRATION CHECK

Lab Name: RTI Laboratories, Inc.

Contract: USA17

Case No: USA17

Lab Code: GLEN01

SAS No.:

SDG No.: 2006479

Instrument ID: GC-FID-NPD

Lab File ID: 07152006.D

Sample ID: CCV-ORO-071520

GC Column: Rtx-5

GC Column ID: Rtx-5 cat10255(mm)

Cal. Begin Date: 2/28/2020 9:53 AM

Cal. End Date: 2/28/2020 3:20 PM

COMPOUND	CURVE TYPE	ICAL Avg RRF	minRRF	RRF	%D	MAX %D	THEO CONC	RCVR CONC	%Drift	MAX %D <sup>2</sup>	
Diesel Range Organics C10-C28	LINEAR	0	0.10000	0		20	1000	0	100	20	Q
n-Eicosane	LINEAR	0	0.10000	2107700		20	10.0	11.0	7.49	20	
Squalene	LINEAR	0	0.10000	0		20	20.0	0	100	20	Q

FORM VII B  
CONTINUING CALIBRATION CHECK

Lab Name: RTI Laboratories, Inc.

Contract: USA17

Case No: USA17

Lab Code: GLEN01

SAS No.:

SDG No.: 2006479

Instrument ID: GC-FID-NPD

Lab File ID: 07152008.D

Sample ID: CCV-ORO-071520A

GC Column: Rtx-5

GC Column ID: Rtx-5 cat10255(mm)

Cal. Begin Date: 2/28/2020 9:53 AM

Cal. End Date: 2/28/2020 3:20 PM

COMPOUND	CURVE TYPE	ICAL Avg RRF	minRRF	RRF	%D	MAX %D	THEO CONC	RCVR CONC	%Drift	MAX %D <sup>2</sup>	
Diesel Range Organics C10-C28	LINEAR	0	0.10000	0		20	1000	0	100	20	Q
n-Eicosane	LINEAR	0	0.10000	2279600		20	10.0	12.0	16.8	20	
Squalene	LINEAR	0	0.10000	0		20	20.0	0	100	20	Q

FORM VII B  
CONTINUING CALIBRATION CHECK

Lab Name: RTI Laboratories, Inc.

Contract: USA17

Case No: USA17

Lab Code: GLEN01

SAS No.:

SDG No.: 2006479

Instrument ID: GC-FID-NPD

Lab File ID: 07152009.D

Sample ID: CCV-ORO-071520B

GC Column: Rtx-5

GC Column ID: Rtx-5 cat10255(mm)

Cal. Begin Date: 2/28/2020 9:53 AM

Cal. End Date: 2/28/2020 3:20 PM

COMPOUND	CURVE TYPE	ICAL Avg RRF	minRRF	RRF	%D	MAX %D	THEO CONC	RCVR CONC	%Drift	MAX %D <sup>2</sup>	
Diesel Range Organics C10-C28	LINEAR	0	0.10000	0		20	1000	0	100	20	Q
n-Eicosane	LINEAR	0	0.10000	2303700		20	10.0	12.0	18.1	20	
Squalene	LINEAR	0	0.10000	0		20	20.0	0	100	20	Q

FORM VII B  
CONTINUING CALIBRATION CHECK

Lab Name: RTI Laboratories, Inc.

Contract: USA17

Case No: USA17

Lab Code: GLEN01

SAS No.:

SDG No.: 2006479

Instrument ID: GC-FID-NPD

Lab File ID: 07152026.D

Sample ID: CCV-DRO-071520-1

GC Column: Rtx-5

GC Column ID: Rtx-5 cat10255(mm)

Cal. Begin Date: 2/28/2020 9:53 AM

Cal. End Date: 2/28/2020 3:20 PM

COMPOUND	CURVE TYPE	ICAL Avg RRF	minRRF	RRF	%D	MAX %D	THEO CONC	RCVR CONC	%Drift	MAX %D <sup>2</sup>
Diesel Range Organics C10-C28	LINEAR	0	0.10000	1840900		20	1000	1000	1.82	20
n-Eicosane	LINEAR	0	0.10000	0		20	10.0	0	100	20
Squalene	LINEAR	0	0.10000	1795500		20	20.0	22.0	9.84	20

FORM VII B  
CONTINUING CALIBRATION CHECK

Lab Name: RTI Laboratories, Inc.

Contract: USA17

Case No: USA17

Lab Code: GLEN01

SAS No.:

SDG No.: 2006479

Instrument ID: GC-FID-NPD

Lab File ID: 07152027.D

Sample ID: CCV-ORO-071520-1

GC Column: Rtx-5

GC Column ID: Rtx-5 cat10255(mm)

Cal. Begin Date: 2/28/2020 9:53 AM

Cal. End Date: 2/28/2020 3:20 PM

COMPOUND	CURVE TYPE	ICAL Avg RRF	minRRF	RRF	%D	MAX %D	THEO CONC	RCVR CONC	%Drift	MAX %D <sup>2</sup>	
Diesel Range Organics C10-C28	LINEAR	0	0.10000	0		20	1000	0	100	20	Q
n-Eicosane	LINEAR	0	0.10000	2306900		20	10.0	12.0	18.2	20	
Squalene	LINEAR	0	0.10000	0		20	20.0	0	100	20	Q

FORM VII B  
CONTINUING CALIBRATION CHECK

Lab Name: RTI Laboratories, Inc.

Contract: USA17

Case No: USA17

Lab Code: GLEN01

SAS No.:

SDG No.: 2006479

Instrument ID: GC-FID-NPD

Lab File ID: 07152030.D

Sample ID: CCV-DRO-071520-2

GC Column: Rtx-5

GC Column ID: Rtx-5 cat10255(mm)

Cal. Begin Date: 2/28/2020 9:53 AM

Cal. End Date: 2/28/2020 3:20 PM

COMPOUND	CURVE TYPE	ICAL Avg RRF	minRRF	RRF	%D	MAX %D	THEO CONC	RCVR CONC	%Drift	MAX %D <sup>2</sup>
Diesel Range Organics C10-C28	LINEAR	0	0.10000	1754200		20	1000	970	3.07	20
n-Eicosane	LINEAR	0	0.10000	0		20	10.0	0	100	20
Squalene	LINEAR	0	0.10000	1654300		20	20.0	20.0	0.900	20

FORM VII B  
CONTINUING CALIBRATION CHECK

Lab Name: RTI Laboratories, Inc.

Contract: USA17

Case No: USA17

Lab Code: GLEN01

SAS No.:

SDG No.: 2006479

Instrument ID: GC-FID-NPD

Lab File ID: 07152031.D

Sample ID: CCV-ORO-071520-2

GC Column: Rtx-5

GC Column ID: Rtx-5 cat10255(mm)

Cal. Begin Date: 2/28/2020 9:53 AM

Cal. End Date: 2/28/2020 3:20 PM

COMPOUND	CURVE TYPE	ICAL Avg RRF	minRRF	RRF	%D	MAX %D	THEO CONC	RCVR CONC	%Drift	MAX %D <sup>2</sup>	
Diesel Range Organics C10-C28	LINEAR	0	0.10000	0		20	1000	0	100	20	Q
n-Eicosane	LINEAR	0	0.10000	2232600		20	10.0	11.0	14.2	20	
Squalene	LINEAR	0	0.10000	0		20	20.0	0	100	20	Q



FORM VIII PEST1  
PESTICIDE ANALYTICAL SEQUENCE

Lab Name: RTI Laboratories, Inc. Contract: USA17  
 Lab Code: GLEN01 ClientID: USA17 SAS No.: SDG No.: 2006479  
 GC Column: Rtx-5 ID: Rtx-5 cat10255(mm)  
 Init. Calib. Date(s): 2/28/2020 2/28/2020 Instrument ID: GC-FID-NPD

THE ANALYTICAL SEQUENCE OF PERFORMANCE EVALUATION MIXTURES ,BLANKS,  
SAMPLES, AND STANDARDS IS GIVEN BELOW:

SURROGATE RT FROM CONTINUING CALIBRATION					
(DC4): 15.66			(4BF): 11.56		
	CLIENT SAMPLE NO.	LAB SAMPLE ID	DATE ANALYZED	TIME ANALYZED	RT #
01	ICV-DRO-022820	ICV-DRO-022820	2/28/2020	12:37	0.00
01	CCV-DRO-070920	CCV-DRO-070920	7/9/2020	11:54	0.00
02	MB-51991	MB-51991	7/9/2020	12:22	8.83
03	LCS-51991	LCS-51991	7/9/2020	12:49	8.83
04	LCSD-51991	LCSD-51991	7/9/2020	13:18	8.82
05	ZZZZZ	2006454-021A	7/9/2020	13:45	8.83
06	ZZZZZ	2006454-022A	7/9/2020	14:13	8.83
07	ZZZZZ	2006454-023A	7/9/2020	14:42	8.83
08	ZZZZZ	2006454-024A	7/9/2020	16:28	8.83
09	ZZZZZ	2006454-025A	7/9/2020	16:56	8.83
10	ZZZZZ	2006454-026A	7/9/2020	17:24	8.83
11	ZZZZZ	2006454-027A	7/9/2020	17:52	8.83
12	MS	2006454-027AMS	7/9/2020	18:20	8.83
13	MSD	2006454-027AMSD	7/9/2020	18:48	8.83
14	TAFBS-S-25	2006479-001A	7/9/2020	19:16	8.83
15	TAFBS-S-24	2006479-002A	7/9/2020	19:44	8.83
16	TAFBS-S-23	2006479-003A	7/9/2020	20:12	8.83
17	CCB-070920-1	CCB-070920-1	7/9/2020	20:39	8.83
01	CCV-DRO-070920-1	CCV-DRO-070920-1	7/9/2020	21:07	0.00
02	TAFBS-S-22	2006479-004A	7/9/2020	21:35	8.83
03	TAFBS-S-21	2006479-005A	7/9/2020	22:03	8.83
04	TAFBS-S-20	2006479-006A	7/9/2020	22:30	8.83
05	ZZZZZ	2006479-007A	7/9/2020	22:58	8.83
06	ZZZZZ	2006481-001A	7/9/2020	23:26	8.83
07	ZZZZZ	2006481-002A	7/9/2020	23:53	8.83
08	ZZZZZ	2006481-003A	7/10/2020	00:21	8.83
09	ZZZZZ	2006481-004A	7/10/2020	00:48	8.83
10	ZZZZZ	2006481-005A	7/10/2020	01:16	8.83
11	ZZZZZ	2006481-006A	7/10/2020	01:43	8.83

FORM VIII PEST1  
PESTICIDE ANALYTICAL SEQUENCE

Lab Name: RTI Laboratories, Inc. Contract: USA17  
 Lab Code: GLEN01 ClientID: USA17 SAS No.:                      SDG No.: 2006479  
 GC Column: Rtx-5 ID: Rtx-5 cat10255(mm)  
 Init. Calib. Date(s): 2/28/2020 2/28/2020 Instrument ID: GC-FID-NPD

THE ANALYTICAL SEQUENCE OF PERFORMANCE EVALUATION MIXTURES ,BLANKS,  
SAMPLES, AND STANDARDS IS GIVEN BELOW:

SURROGATE RT FROM CONTINUING CALIBRATION					
(DC4): 15.66			(4BF): 11.56		
CLIENT SAMPLE NO.	LAB SAMPLE ID	DATE ANALYZED	TIME ANALYZED	RT #	RT #
12 CCB-070920-2	CCB-070920-2	7/10/2020	02:11	8.83	11.55
01 CCV-DRO-070920-2	CCV-DRO-070920-2	7/10/2020	02:38	0.00	11.55

QC LIMITS

= n-Eicosane (± 0.00 MINUTES)  
 = Squalene (± 0.00 MINUTES)

# Column used to flag values outside QC limits with an asterisk. \* Values outside of QC limits.

FORM VIII PEST1  
PESTICIDE ANALYTICAL SEQUENCE

Lab Name: RTI Laboratories, Inc. Contract: USA17  
Lab Code: GLEN01 ClientID: USA17 SAS No.: SDG No.: 2006479  
GC Column: Rtx-5 ID: Rtx-5 cat10255(mm)  
Init. Calib. Date(s): 2/28/2020 2/28/2020 Instrument ID: GC-FID-NPD

THE ANALYTICAL SEQUENCE OF PERFORMANCE EVALUATION MIXTURES ,BLANKS,  
SAMPLES, AND STANDARDS IS GIVEN BELOW:

SURROGATE RT FROM CONTINUING CALIBRATION					
(DC4): 15.66			(4BF): 11.56		
	CLIENT SAMPLE NO.	LAB SAMPLE ID	DATE ANALYZED	TIME ANALYZED	RT #
01	ICV-DRO-022820	ICV-DRO-022820	2/28/2020	12:37	0.00
01	ICV-ORO-022820	ICV-ORO-022820	2/28/2020	16:42	8.83
01	CCV-DRO-071520	CCV-DRO-071520	7/15/2020	11:15	0.00
02	CRQL-ORO-071520	CRQL-ORO-071520	7/15/2020	11:43	8.83
01	CCV-ORO-071520	CCV-ORO-071520	7/15/2020	12:10	8.83
02	CCB-071520A	CCB-071520A	7/15/2020	12:38	8.83
01	CCV-ORO-071520A	CCV-ORO-071520A	7/15/2020	13:05	8.83
01	CCV-ORO-071520B	CCV-ORO-071520B	7/15/2020	13:33	8.83
02	MB-52040	MB-52040	7/15/2020	14:00	8.83
03	LCS-DRO	LCS-DRO	7/15/2020	14:28	8.83
04	LCS-ORO	LCS-ORO	7/15/2020	14:56	8.82
05	ZZZZZ	2006211-014A	7/15/2020	15:23	8.82
06	ZZZZZ	2006219-009A	7/15/2020	15:51	8.82
07	ZZZZZ	2006219-010A	7/15/2020	16:19	8.82
08	ZZZZZ	2006244-011A	7/15/2020	16:47	8.83
09	ZZZZZ	2006244-012A	7/15/2020	17:14	8.83
10	MS	2006244-012AMS	7/15/2020	17:42	8.83
11	MSD	2006244-012AMSD	7/15/2020	18:09	8.83
12	ZZZZZ	2006244-013A	7/15/2020	18:37	8.83
13	ZZZZZ	2006244-017A	7/15/2020	19:04	8.83
14	ZZZZZ	2006211-015A	7/15/2020	19:32	8.83
15	ZZZZZ	2006481-018A	7/15/2020	19:59	8.83
16	TAFBS-S-19	2006479-007A	7/15/2020	20:27	8.83
17	CCB-071520-1	CCB-071520-1	7/15/2020	20:54	8.83
01	CCV-DRO-071520-1	CCV-DRO-071520-1	7/15/2020	21:22	0.00
01	CCV-ORO-071520-1	CCV-ORO-071520-1	7/15/2020	21:49	8.83
02	ZZZZZ	2006219-010A	7/15/2020	22:16	8.83
03	CCB-071520-2	CCB-071520-2	7/15/2020	22:44	8.83
01	CCV-DRO-071520-2	CCV-DRO-071520-2	7/15/2020	23:11	0.00

FORM VIII PEST1  
PESTICIDE ANALYTICAL SEQUENCE

Lab Name: RTI Laboratories, Inc. Contract: USA17  
 Lab Code: GLEN01 ClientID: USA17 SAS No.: SDG No.: 2006479  
 GC Column: Rtx-5 ID: Rtx-5 cat10255(mm)  
 Init. Calib. Date(s): 2/28/2020 2/28/2020 Instrument ID: GC-FID-NPD

THE ANALYTICAL SEQUENCE OF PERFORMANCE EVALUATION MIXTURES ,BLANKS,  
SAMPLES, AND STANDARDS IS GIVEN BELOW:

SURROGATE RT FROM CONTINUING CALIBRATION					
(DC4): 15.66			(4BF): 11.56		
CLIENT SAMPLE NO.	LAB SAMPLE ID	DATE ANALYZED	TIME ANALYZED	RT #	RT #
01 CCV-ORO-071520-2	CCV-ORO-071520-2	7/15/2020	23:39	8.83	0.00

QC LIMITS

= n-Eicosane (± 0.00 MINUTES)  
 = Squalene (± 0.00 MINUTES)

# Column used to flag values outside QC limits with an asterisk. \* Values outside of QC limits.

Data Directory: R:\2\DATA\070920\

SampleName	MiscInfo	Vial	Multiplier	Injection Time
1) 0709200A.D PRIME		100	1.000	09 Jul 2020 8:40 am
2) 0709001B.D PRIME		100	1.000	09 Jul 2020 9:07 am
3) 0709002C.D PRIME		100	1.000	09 Jul 2020 9:35 am
4) 0709003D.D PRIME		100	1.000	09 Jul 2020 10:02 am
5) 07092001.D RTX-070920		1	1.000	09 Jul 2020 10:30 am
6) 07092002.D CCB-070920		2	1.000	09 Jul 2020 10:58 am
7) 07092003.D CRQL-DRO-070920		3	1.000	09 Jul 2020 11:26 am
8) 07092004.D CCV-DRO-070920		4	1.000	09 Jul 2020 11:54 am
9) 07092005.D MB-51991		5	1.000	09 Jul 2020 12:22 pm
10) 07092006.D LCS-51991		6	1.000	09 Jul 2020 12:49 pm
11) 07092007.D LCSD-51991		7	1.000	09 Jul 2020 1:18 pm
12) 07092008.D 2006454-021A		8	1.000	09 Jul 2020 1:45 pm
13) 07092009.D 2006454-022A		9	1.000	09 Jul 2020 2:13 pm
14) 07092010.D 2006454-023A		10	1.000	09 Jul 2020 2:42 pm
15) 07092011.D 2006454-024A		11	1.000	09 Jul 2020 4:28 pm
16) 07092013.D 2006454-025A		12	1.000	09 Jul 2020 4:56 pm
17) 07092014.D 2006454-026A		13	1.000	09 Jul 2020 5:24 pm
18) 07092015.D 2006454-027A		14	1.000	09 Jul 2020 5:52 pm
19) 07092016.D 2006454-027AMS		15	1.000	09 Jul 2020 6:20 pm
20) 07092017.D 2006454-027AMSD		16	1.000	09 Jul 2020 6:48 pm
21) 07092018.D 2006479-001A		17	1.000	09 Jul 2020 7:16 pm

22) 07092019.D 2006479-002A	18	1.000	09 Jul 2020	7:44 pm
23) 07092020.D 2006479-003A	19	1.000	09 Jul 2020	8:12 pm
24) 07092021.D CCCB-070920-1	2	1.000	09 Jul 2020	8:39 pm
25) 07092022.D CCCV-DRO-070920-1	4	1.000	09 Jul 2020	9:07 pm
26) 07092023.D 2006479-004A	20	1.000	09 Jul 2020	9:35 pm
27) 07092024.D 2006479-005A	21	1.000	09 Jul 2020	10:03 pm
28) 07092025.D 2006479-006A	22	1.000	09 Jul 2020	10:30 pm
29) 07092026.D 2006479-007A	23	1.000	09 Jul 2020	10:58 pm
30) 07092027.D 2006481-001A	24	1.000	09 Jul 2020	11:26 pm
31) 07092028.D 2006481-002A	25	1.000	09 Jul 2020	11:53 pm
32) 07092029.D 2006481-003A	26	1.000	10 Jul 2020	12:21 am
33) 07092030.D 2006481-004A	27	1.000	10 Jul 2020	12:48 am
34) 07092031.D 2006481-005A	28	1.000	10 Jul 2020	1:16 am
35) 07092032.D 2006481-006A	29	1.000	10 Jul 2020	1:43 am
36) 07092033.D CCCB-070920-2	2	1.000	10 Jul 2020	2:11 am
37) 07092034.D CCCV-DRO-070920-2	4	1.000	10 Jul 2020	2:38 am

Data Path : R:\2\DATA\070920\  
 Data File : 07092001.D  
 Signal(s) : FID2B.CH  
 Acq On : 09 Jul 2020 10:30 am  
 Operator : GCSVOC-Dhiren  
 Sample : RTX-070920  
 Misc :  
 ALS Vial : 1 Sample Multiplier: 1

Integration File: EVENTS.E  
 Quant Time: Jul 09 11:26:51 2020  
 Quant Method : Z:\HPCHEM\2\METHODS\C10-40.M  
 Quant Title : Rentention Time C8-40  
 QLast Update : Wed Dec 18 10:37:38 2019  
 Response via : Initial Calibration  
 Integrator: ChemStation 6890 Scale Mode: Large solvent peaks clipped

Volume Inj. :  
 Signal Phase :  
 Signal Info :

Compound	R.T.	Response	Conc Units
-----			
Target Compounds			
1) C8	2.390	363964015	4.446 ug/mL
2) C10	3.835	399437056	337.087 ug/mL
3) C12	5.090	395939128	343.749 ug/mL
4) C14	6.184	393899394	347.257 ug/mL
5) C16	7.156	390780946	351.622 ug/mL
6) C18	8.031	389492675	352.918 ug/mL
7) C20	8.826	378201041	341.801 ug/mL
8) C22	9.555	367539386	325.825 ug/mL
9) C24	10.224	357154391	308.334 ug/mL
10) C25	10.540	364030530	349.948 ug/mL
11) C26	10.845	354590053	296.582 ug/mL
12) C28	11.422	363337818	292.702 ug/mL
13) C30	11.965	382135447	307.692 ug/mL
14) C32	12.539	393904882	331.112 ug/mL
15) C34	13.171	408962761	369.803 ug/mL
16) C36	13.919	404736837	439.092 ug/mL
17) C38	14.892	384532897	546.267 ug/mL
18) C40	16.280f	395996756	771.188 ug/mL
-----			

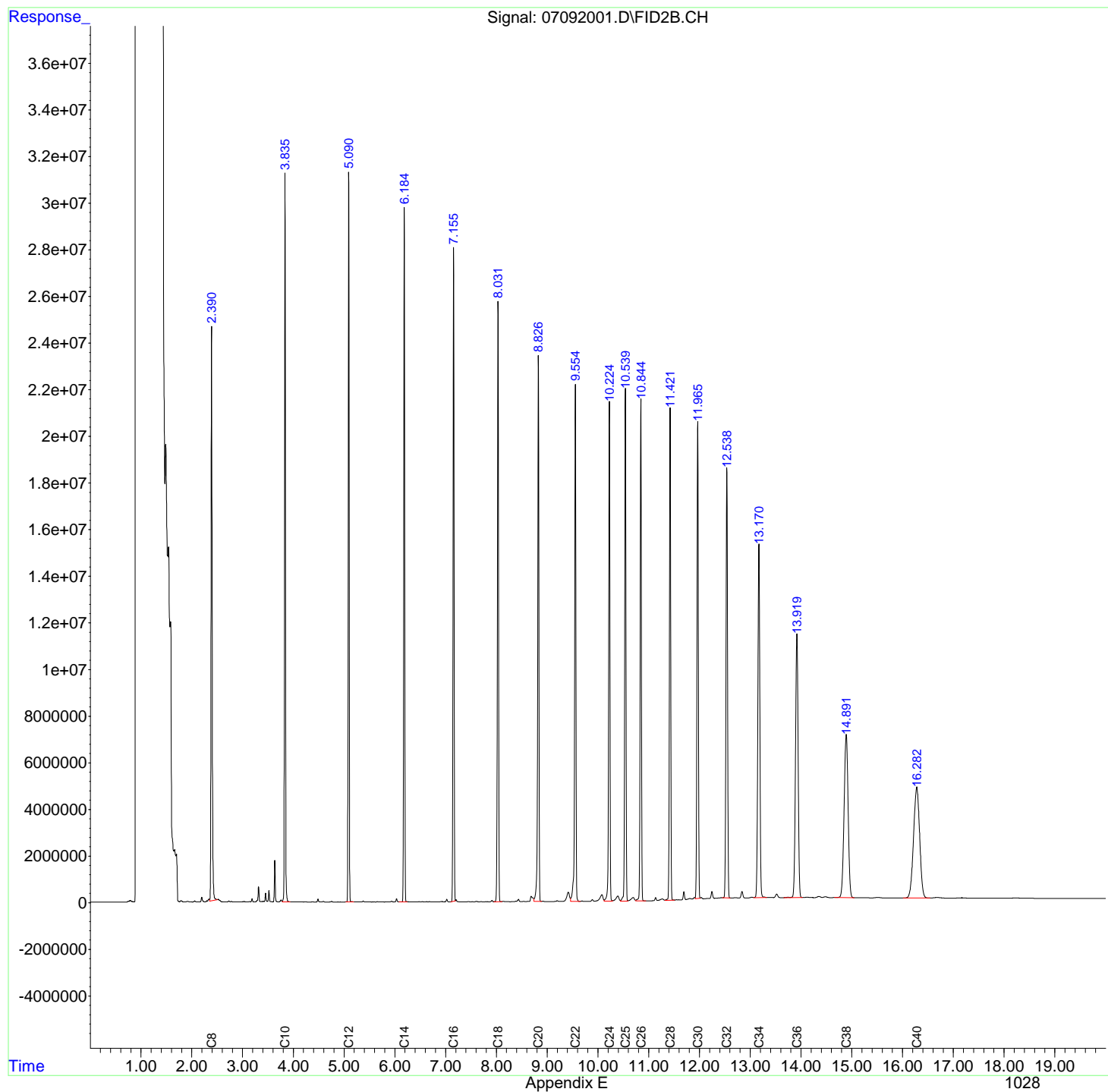
(f)=RT Delta > 1/2 Window

(m)=manual int.

Data Path : R:\2\DATA\070920\  
Data File : 07092001.D  
Signal(s) : FID2B.CH  
Acq On : 09 Jul 2020 10:30 am  
Operator : GCSVOC-Dhiren  
Sample : RTX-070920  
Misc :  
ALS Vial : 1 Sample Multiplier: 1

Integration File: EVENTS.E  
Quant Time: Jul 09 11:26:51 2020  
Quant Method : Z:\HPCHEM\2\METHODS\C10-40.M  
Quant Title : Rentention Time C8-40  
QLast Update : Wed Dec 18 10:37:38 2019  
Response via : Initial Calibration  
Integrator: ChemStation 6890 Scale Mode: Large solvent peaks clipped

Volume Inj. :  
Signal Phase :  
Signal Info :





Data Path : R:\2\DATA\070920\  
 Data File : 07092002.D  
 Signal(s) : FID2B.CH  
 Acq On : 09 Jul 2020 10:58 am  
 Operator : GCSVOC-Dhiren  
 Sample : CCB-070920  
 Misc :  
 ALS Vial : 2 Sample Multiplier: 1

Integration File: EVENTS.E  
 Quant Time: Jul 09 11:29:07 2020  
 Quant Method : Z:\HPCHEM\2\METHODS\022820DRO-ORO.M  
 Quant Title : DRO-ORO 09-09-15 DRO/ORO  
 QLast Update : Fri Feb 28 16:32:12 2020  
 Response via : Initial Calibration  
 Integrator: ChemStation 6890 Scale Mode: Large solvent peaks clipped

Volume Inj. :  
 Signal Phase :  
 Signal Info :

Compound	R.T.	Response	Conc	Units
-----				
System Monitoring Compounds				
4) S n-Eicosane	8.825	31182000	16.192	ug/mLm
8) S1 Squalene	11.549	25863177	15.610	ug/mLm
Target Compounds				
1) H DRO C10-C20	0.000	0	N.D.	ug/mL
2) H DRO C10-C25	0.000	0	N.D.	ug/mL
3) H DRO C10-C28	0.000	0	N.D.	ug/mL
5) H1 ORO C20-C34	0.000	0	N.D.	ug/mL
6) H1 ORO C25-C36	0.000	0	N.D.	ug/mL
7) H1 DRO C10-C36	0.000	0	N.D.	ug/mL
-----				

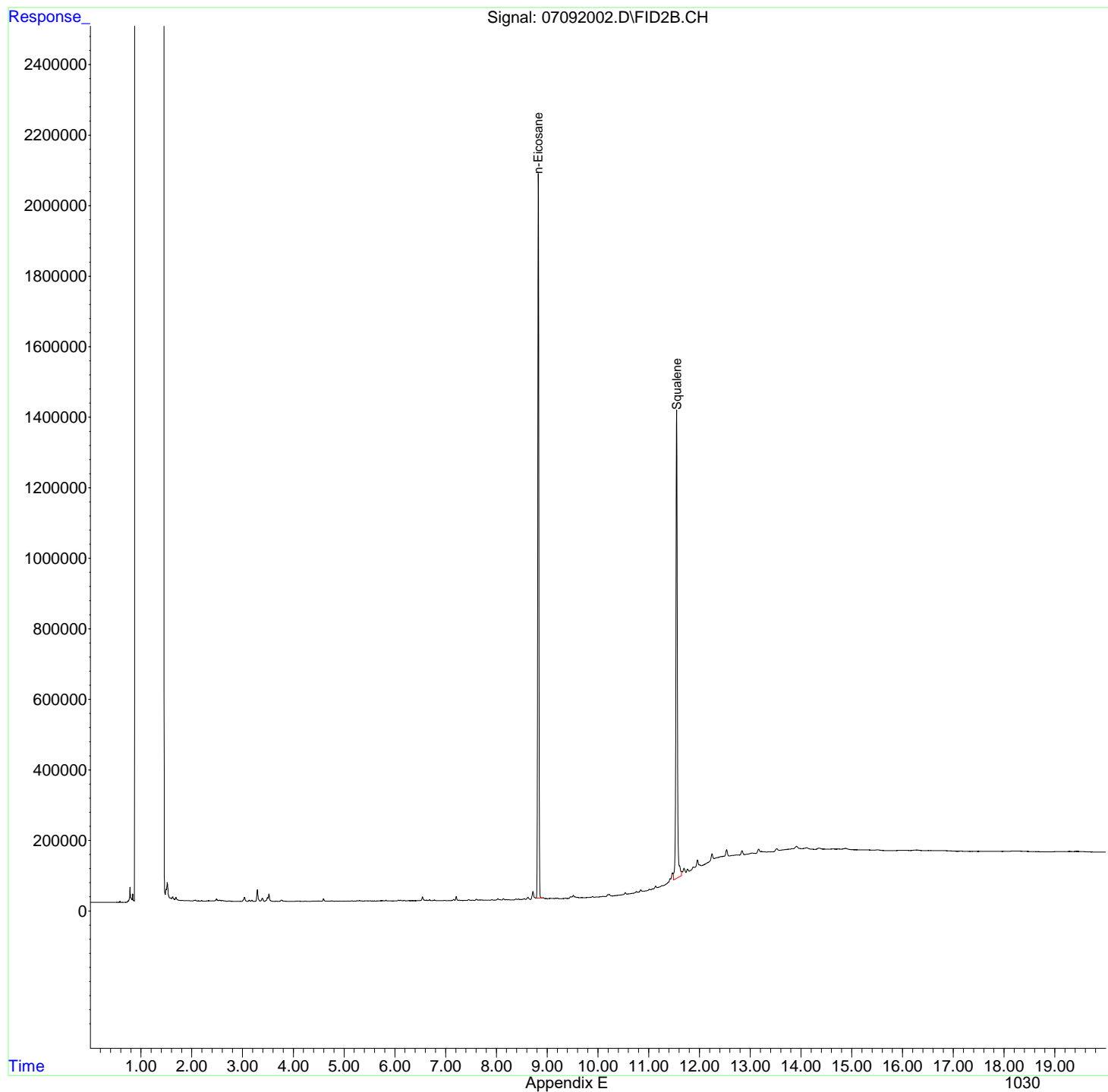
(f)=RT Delta > 1/2 Window

(m)=manual int.

Data Path : R:\2\DATA\070920\  
Data File : 07092002.D  
Signal(s) : FID2B.CH  
Acq On : 09 Jul 2020 10:58 am  
Operator : GCSVOC-Dhiren  
Sample : CCB-070920  
Misc :  
ALS Vial : 2 Sample Multiplier: 1

Integration File: EVENTS.E  
Quant Time: Jul 09 11:29:07 2020  
Quant Method : Z:\HPCHEM\2\METHODS\022820DRO-ORO.M  
Quant Title : DRO-ORO 09-09-15 DRO/ORO  
QLast Update : Fri Feb 28 16:32:12 2020  
Response via : Initial Calibration  
Integrator: ChemStation 6890 Scale Mode: Large solvent peaks clipped

Volume Inj. :  
Signal Phase :  
Signal Info :



Data Path : R:\2\DATA\070920\  
 Data File : 07092003.D  
 Signal(s) : FID2B.CH  
 Acq On : 09 Jul 2020 11:26 am  
 Operator : GCSVOC-Dhiren  
 Sample : CRQL-DRO-070920  
 Misc :  
 ALS Vial : 3 Sample Multiplier: 1

Integration File: EVENTS.E  
 Quant Time: Jul 09 12:01:08 2020  
 Quant Method : Z:\HPCHEM\2\METHODS\022820DRO-ORO.M  
 Quant Title : DRO-ORO 09-09-15 DRO/ORO  
 QLast Update : Fri Feb 28 16:32:12 2020  
 Response via : Initial Calibration  
 Integrator: ChemStation 6890 Scale Mode: Large solvent peaks clipped

Volume Inj. :  
 Signal Phase :  
 Signal Info :

Compound	R.T.	Response	Conc Units
-----			
System Monitoring Compounds			
4) S n-Eicosane	0.000	0	N.D. ug/mL
8) S1 Squalene	11.551	4422878	2.043 ug/mLm
Target Compounds			
1) H DRO C10-C20	5.050	99188499	50.308 ug/mLm
2) H DRO C10-C25	5.150	120730175	57.270 ug/mLm
3) H DRO C10-C28	6.850	139367602	59.617 ug/mLm
5) H1 ORO C20-C34	0.000	0	N.D. ug/mL
6) H1 ORO C25-C36	0.000	0	N.D. ug/mL
7) H1 DRO C10-C36	0.000	0	N.D. ug/mL
-----			

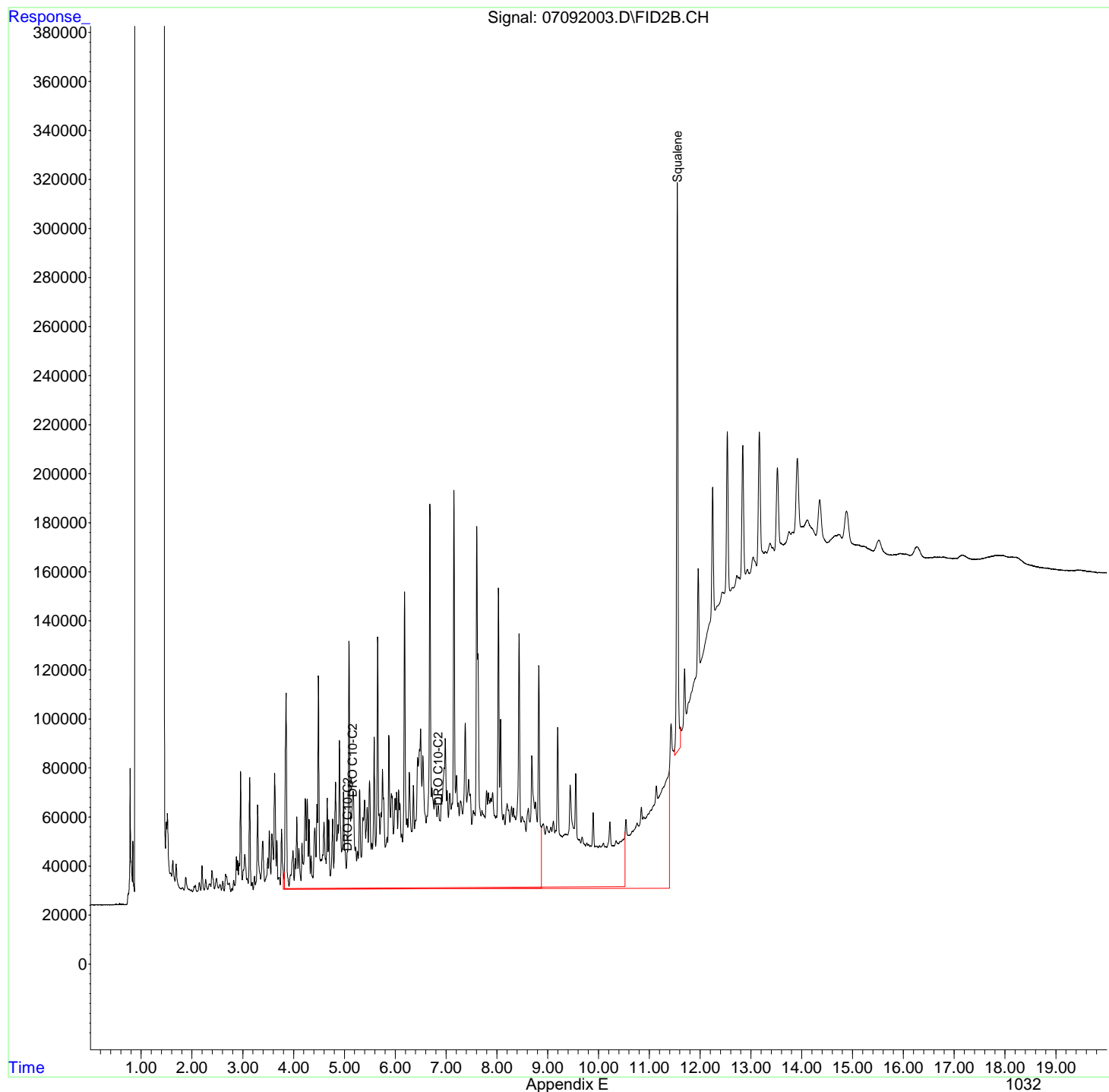
(f)=RT Delta > 1/2 Window

(m)=manual int.

Data Path : R:\2\DATA\070920\  
Data File : 07092003.D  
Signal(s) : FID2B.CH  
Acq On : 09 Jul 2020 11:26 am  
Operator : GCSVOC-Dhiren  
Sample : CRQL-DRO-070920  
Misc :  
ALS Vial : 3 Sample Multiplier: 1

Integration File: EVENTS.E  
Quant Time: Jul 09 12:01:08 2020  
Quant Method : Z:\HPCHEM\2\METHODS\022820DRO-ORO.M  
Quant Title : DRO-ORO 09-09-15 DRO/ORO  
QLast Update : Fri Feb 28 16:32:12 2020  
Response via : Initial Calibration  
Integrator: ChemStation 6890 Scale Mode: Large solvent peaks clipped

Volume Inj. :  
Signal Phase :  
Signal Info :



Data Path : R:\2\DATA\070920\  
Data File : 07092004.D  
Signal(s) : FID2B.CH  
Acq On : 09 Jul 2020 11:54 am  
Operator : GCSVOC-Dhiren  
Sample : CCV-DRO-070920  
Misc :  
ALS Vial : 4 Sample Multiplier: 1

Integration File: EVENTS.E  
Quant Time: Jul 10 11:31:21 2020  
Quant Method : Z:\HPCHEM\2\METHODS\022820DRO-ORO.M  
Quant Title : DRO-ORO 09-09-15 DRO/ORO  
QLast Update : Fri Feb 28 16:32:12 2020  
Response via : Initial Calibration  
Integrator: ChemStation 6890 Scale Mode: Large solvent peaks clipped

Volume Inj. :  
Signal Phase :  
Signal Info :

Min. RRF : 0.000 Min. Rel. Area : 50% Max. R.T. Dev 0.50min  
Max. RRF Dev : 15% Max. Rel. Area : 150%

	Compound	Amount	Calc.	%Dev	Area%	Dev (Min)
1 H	DRO C10-C20	1000.000	1146.918	-14.7	0	0.00
2 H	DRO C10-C25	1000.000	1073.671	-7.4	0	0.00
3 H	DRO C10-C28	1000.000	1071.596	-7.2	0	0.00
5 H1	ORO C20-C34	1000.000	-91.063	109.1#	0	-9.23#
6 H1	ORO C25-C36	1000.000	-101.079	110.1#	0	-10.70#
7 H1	DRO C10-C36	1000.000	1125.922	-12.6	0	0.00
8 S1	Squalene	20.000	20.983	-4.9	0	0.00

Evaluate Continuing Calibration Report - Not Found

4 S	n-Eicosane	10.000	0.000	100.0#	0	-8.83#
-----	------------	--------	-------	--------	---	--------

(#) = Out of Range

SPCC's out = 0 CCC's out = 0

Data Path : R:\2\DATA\070920\  
 Data File : 07092004.D  
 Signal(s) : FID2B.CH  
 Acq On : 09 Jul 2020 11:54 am  
 Operator : GCSVOC-Dhiren  
 Sample : CCV-DRO-070920  
 Misc :  
 ALS Vial : 4 Sample Multiplier: 1

Integration File: EVENTS.E  
 Quant Time: Jul 10 11:31:21 2020  
 Quant Method : Z:\HPCHEM\2\METHODS\022820DRO-ORO.M  
 Quant Title : DRO-ORO 09-09-15 DRO/ORO  
 QLast Update : Fri Feb 28 16:32:12 2020  
 Response via : Initial Calibration  
 Integrator: ChemStation 6890 Scale Mode: Large solvent peaks clipped

Volume Inj. :  
 Signal Phase :  
 Signal Info :

Compound	R.T.	Response	Conc	Units
-----				
System Monitoring Compounds				
4) S n-Eicosane	0.000	0	N.D.	ug/mL
8) S1 Squalene	11.551	34353703	20.983	ug/mLm
Target Compounds				
1) H DRO C10-C20	5.050	1731782177	1146.918	ug/mLm
2) H DRO C10-C25	5.150	1886947264	1073.671	ug/mLm
3) H DRO C10-C28	6.850	1935714175	1071.596	ug/mLm
5) H1 ORO C20-C34	0.000	0	N.D.	ug/mL
6) H1 ORO C25-C36	0.000	0	N.D.	ug/mL
7) H1 DRO C10-C36	8.400	2143043035	1125.922	ug/mLm
-----				

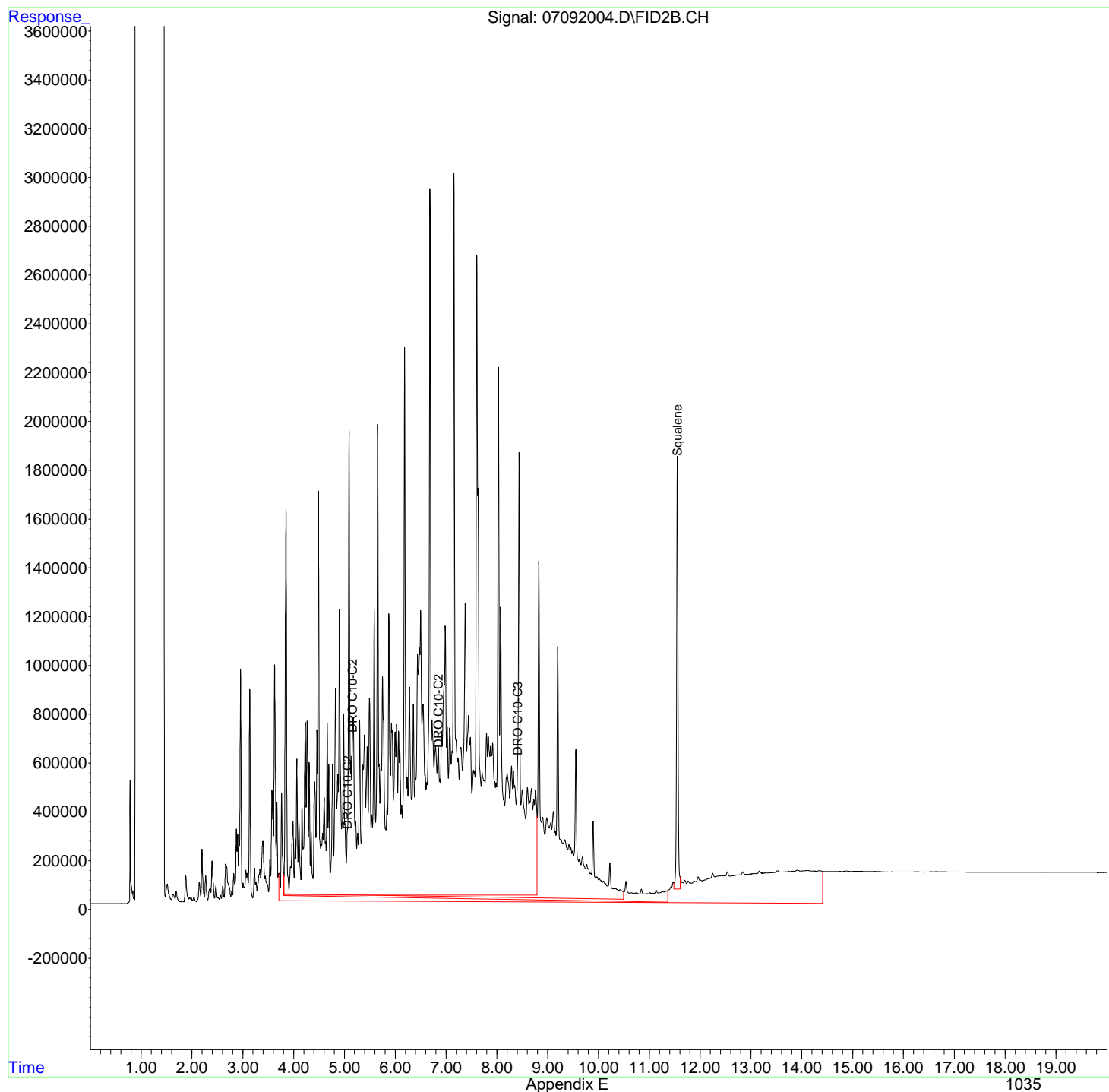
(f)=RT Delta > 1/2 Window

(m)=manual int.

Data Path : R:\2\DATA\070920\  
Data File : 07092004.D  
Signal(s) : FID2B.CH  
Acq On : 09 Jul 2020 11:54 am  
Operator : GCSVOC-Dhiren  
Sample : CCV-DRO-070920  
Misc :  
ALS Vial : 4 Sample Multiplier: 1

Integration File: EVENTS.E  
Quant Time: Jul 10 11:31:21 2020  
Quant Method : Z:\HPCHEM\2\METHODS\022820DRO-ORO.M  
Quant Title : DRO-ORO 09-09-15 DRO/ORO  
QLast Update : Fri Feb 28 16:32:12 2020  
Response via : Initial Calibration  
Integrator: ChemStation 6890 Scale Mode: Large solvent peaks clipped

Volume Inj. :  
Signal Phase :  
Signal Info :



Data Path : R:\2\DATA\070920\  
 Data File : 07092005.D  
 Signal(s) : FID2B.CH  
 Acq On : 09 Jul 2020 12:22 pm  
 Operator : GCSVOC-Dhiren  
 Sample : MB-51991  
 Misc :  
 ALS Vial : 5 Sample Multiplier: 1

Integration File: EVENTS.E  
 Quant Time: Jul 09 12:57:12 2020  
 Quant Method : Z:\HPCHEM\2\METHODS\022820DRO-ORO.M  
 Quant Title : DRO-ORO 09-09-15 DRO/ORO  
 QLast Update : Fri Feb 28 16:32:12 2020  
 Response via : Initial Calibration  
 Integrator: ChemStation 6890 Scale Mode: Large solvent peaks clipped

Volume Inj. :  
 Signal Phase :  
 Signal Info :

Compound	R.T.	Response	Conc	Units
-----				
System Monitoring Compounds				
4) S n-Eicosane	8.825	33907922	17.660	ug/mLm
8) S1 Squalene	11.551	29643855	18.002	ug/mL
Target Compounds				
1) H DRO C10-C20	0.000	0	N.D.	ug/mL
2) H DRO C10-C25	0.000	0	N.D.	ug/mL
3) H DRO C10-C28	0.000	0	N.D.	ug/mL
5) H1 ORO C20-C34	0.000	0	N.D.	ug/mL
6) H1 ORO C25-C36	0.000	0	N.D.	ug/mL
7) H1 DRO C10-C36	0.000	0	N.D.	ug/mL
-----				

(f)=RT Delta > 1/2 Window

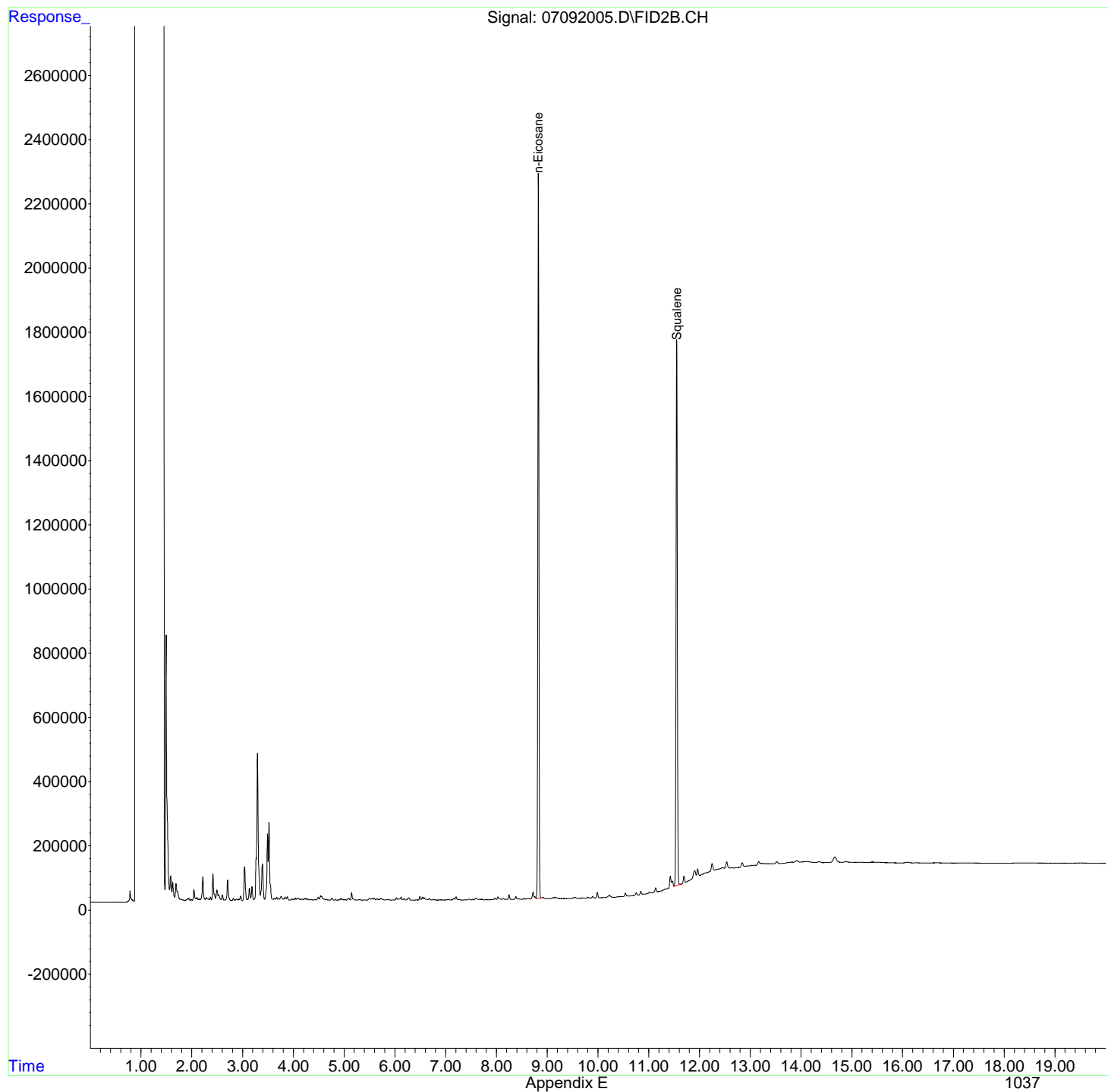
(m)=manual int.



Data Path : R:\2\DATA\070920\  
Data File : 07092005.D  
Signal(s) : FID2B.CH  
Acq On : 09 Jul 2020 12:22 pm  
Operator : GCSVOC-Dhiren  
Sample : MB-51991  
Misc :  
ALS Vial : 5 Sample Multiplier: 1

Integration File: EVENTS.E  
Quant Time: Jul 09 12:57:12 2020  
Quant Method : Z:\HPCHEM\2\METHODS\022820DRO-ORO.M  
Quant Title : DRO-ORO 09-09-15 DRO/ORO  
QLast Update : Fri Feb 28 16:32:12 2020  
Response via : Initial Calibration  
Integrator: ChemStation 6890 Scale Mode: Large solvent peaks clipped

Volume Inj. :  
Signal Phase :  
Signal Info :



Data Path : R:\2\DATA\070920\  
 Data File : 07092006.D  
 Signal(s) : FID2B.CH  
 Acq On : 09 Jul 2020 12:49 pm  
 Operator : GCSVOC-Dhiren  
 Sample : LCS-51991  
 Misc :  
 ALS Vial : 6 Sample Multiplier: 1

Integration File: EVENTS.E  
 Quant Time: Jul 09 13:22:52 2020  
 Quant Method : Z:\HPCHEM\2\METHODS\022820DRO-ORO.M  
 Quant Title : DRO-ORO 09-09-15 DRO/ORO  
 QLast Update : Thu Jul 09 13:15:44 2020  
 Response via : Initial Calibration  
 Integrator: ChemStation 6890 Scale Mode: Large solvent peaks clipped

Volume Inj. :  
 Signal Phase :  
 Signal Info :

Compound	R.T.	Response	Conc Units
-----			
System Monitoring Compounds			
4) S n-Eicosane	8.826	43025006	22.570 ug/mLm
8) S1 Squalene	11.551	31533664	19.198 ug/mLm
Target Compounds			
1) H DRO C10-C20	5.050	908203121	566.445 ug/mLm
2) H DRO C10-C25	5.150	1189416637	647.209 ug/mLm
3) H DRO C10-C28	6.850	1250622516	646.887 ug/mLm
5) H1 ORO C20-C34	9.230	994956280	834.474 ug/mLm
6) H1 ORO C25-C36	10.700	1243972045	872.428 ug/mLm
7) H1 DRO C10-C36	0.000	0	N.D. ug/mL
-----			

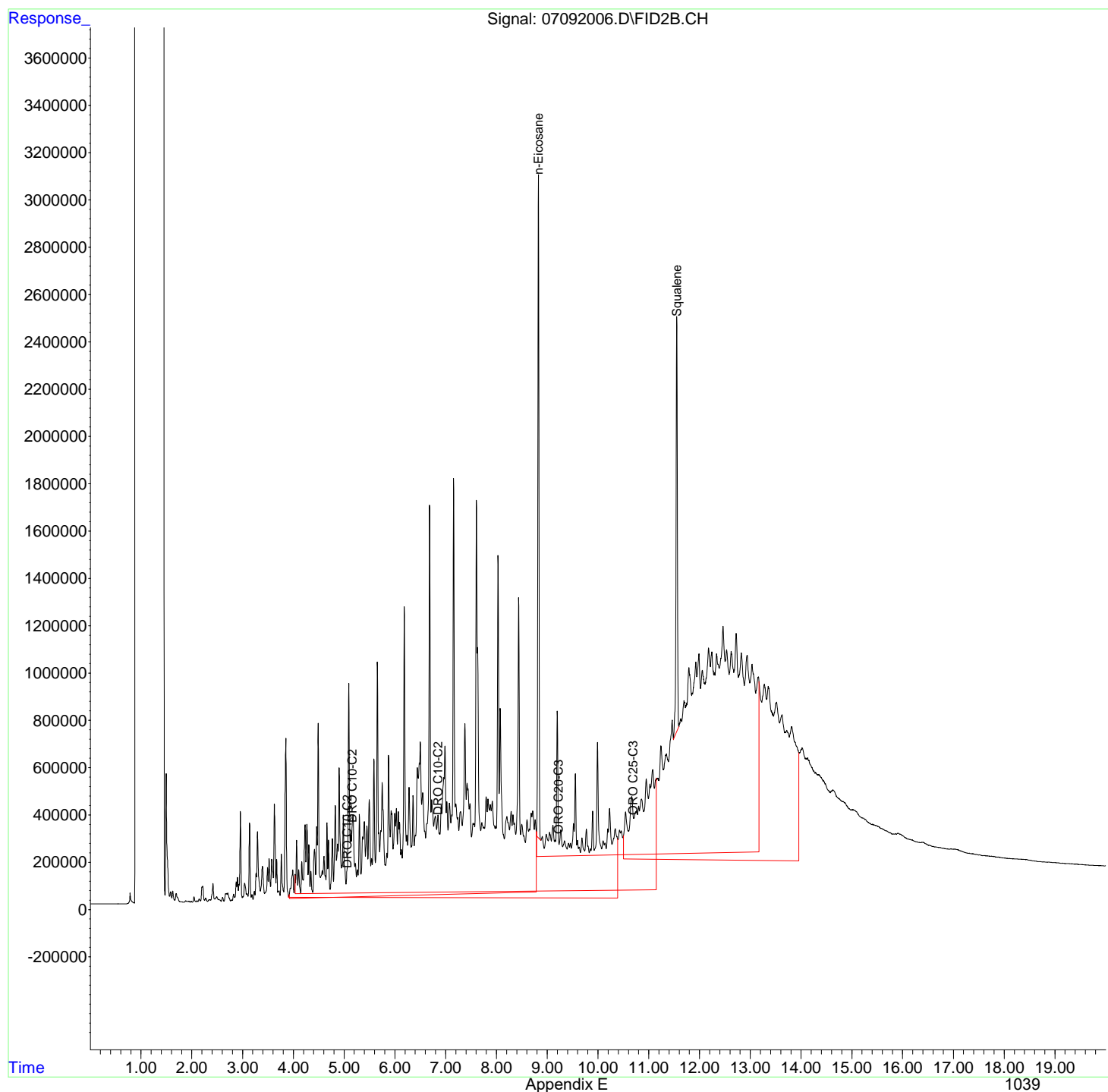
(f)=RT Delta > 1/2 Window

(m)=manual int.

Data Path : R:\2\DATA\070920\  
Data File : 07092006.D  
Signal(s) : FID2B.CH  
Acq On : 09 Jul 2020 12:49 pm  
Operator : GCSVOC-Dhiren  
Sample : LCS-51991  
Misc :  
ALS Vial : 6 Sample Multiplier: 1

Integration File: EVENTS.E  
Quant Time: Jul 09 13:22:52 2020  
Quant Method : Z:\HPCHEM\2\METHODS\022820DRO-ORO.M  
Quant Title : DRO-ORO 09-09-15 DRO/ORO  
QLast Update : Thu Jul 09 13:15:44 2020  
Response via : Initial Calibration  
Integrator: ChemStation 6890 Scale Mode: Large solvent peaks clipped

Volume Inj. :  
Signal Phase :  
Signal Info :



Data Path : R:\2\DATA\070920\  
 Data File : 07092007.D  
 Signal(s) : FID2B.CH  
 Acq On : 09 Jul 2020 1:18 pm  
 Operator : GCSVOC-Dhiren  
 Sample : LCSD-51991  
 Misc :  
 ALS Vial : 7 Sample Multiplier: 1

Integration File: EVENTS.E  
 Quant Time: Jul 09 14:35:51 2020  
 Quant Method : Z:\HPCHEM\2\METHODS\022820DRO-ORO.M  
 Quant Title : DRO-ORO 09-09-15 DRO/ORO  
 QLast Update : Thu Jul 09 14:01:23 2020  
 Response via : Initial Calibration  
 Integrator: ChemStation 6890 Scale Mode: Large solvent peaks clipped

Volume Inj. :  
 Signal Phase :  
 Signal Info :

Compound	R.T.	Response	Conc Units
-----			
System Monitoring Compounds			
4) S n-Eicosane	8.824	46080474	24.216 ug/mLm
8) S1 Squalene	11.551	33490681	20.437 ug/mLm
Target Compounds			
1) H DRO C10-C20	5.050	999248494	654.876 ug/mLm
2) H DRO C10-C25	5.150	1183084456	668.621 ug/mLm
3) H DRO C10-C28	6.850	1304345180	702.865 ug/mLm
5) H1 ORO C20-C34	9.230	1092281029	925.089 ug/mLm
6) H1 ORO C25-C36	10.700	1258062547	883.463 ug/mLm
7) H1 DRO C10-C36	0.000	0	N.D. ug/mL
-----			

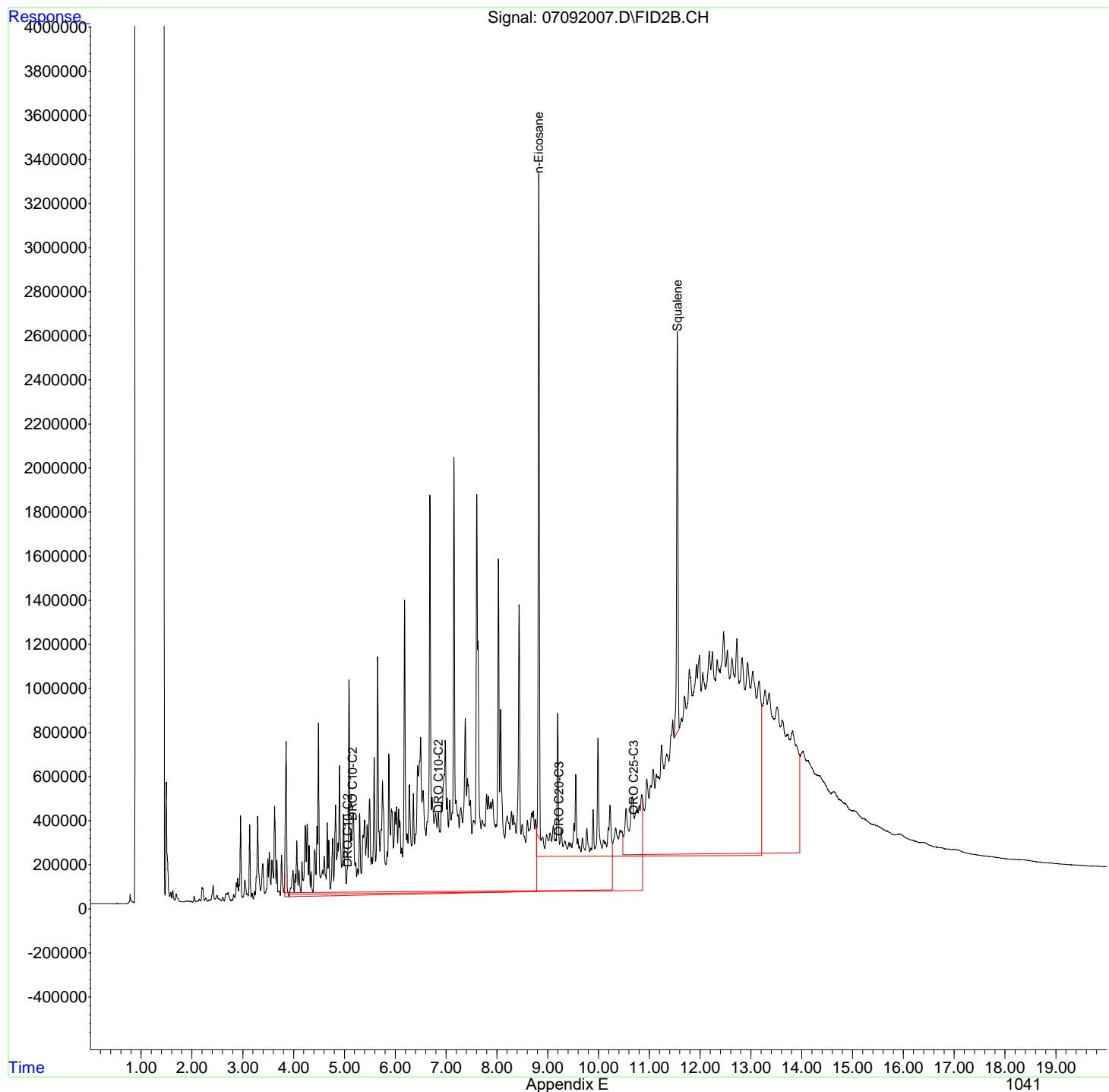
(f)=RT Delta > 1/2 Window

(m)=manual int.

Data Path : R:\2\DATA\070920\  
Data File : 07092007.D  
Signal(s) : FID2B.CH  
Acq On : 09 Jul 2020 1:18 pm  
Operator : GCSVOC-Dhiren  
Sample : LCSD-51991  
Misc :  
ALS Vial : 7 Sample Multiplier: 1

Integration File: EVENTS.E  
Quant Time: Jul 09 14:35:51 2020  
Quant Method : Z:\HPCHEM\2\METHODS\022820DRO-ORO.M  
Quant Title : DRO-ORO 09-09-15 DRO/ORO  
QLast Update : Thu Jul 09 14:01:23 2020  
Response via : Initial Calibration  
Integrator: ChemStation 6890 Scale Mode: Large solvent peaks clipped

Volume Inj. :  
Signal Phase :  
Signal Info :



Data Path : R:\2\DATA\070920\  
 Data File : 07092015.D  
 Signal(s) : FID2B.CH  
 Acq On : 09 Jul 2020 5:52 pm  
 Operator : GCSVOC-Dhiren  
 Sample : 2006454-027A  
 Misc :  
 ALS Vial : 14 Sample Multiplier: 1

Integration File: EVENTS.E  
 Quant Time: Jul 10 11:35:15 2020  
 Quant Method : Z:\HPCHEM\2\METHODS\022820DRO-ORO.M  
 Quant Title : DRO-ORO 09-09-15 DRO/ORO  
 QLast Update : Thu Jul 09 14:01:23 2020  
 Response via : Initial Calibration  
 Integrator: ChemStation 6890 Scale Mode: Large solvent peaks clipped

Volume Inj. :  
 Signal Phase :  
 Signal Info :

Compound	R.T.	Response	Conc Units
-----			
System Monitoring Compounds			
4) S n-Eicosane	8.831	30921899	16.051 ug/mL
8) S1 Squalene	11.556	30265762	18.396 ug/mLm
Target Compounds			
1) H DRO C10-C20	0.000	0	N.D. ug/mL
2) H DRO C10-C25	0.000	0	N.D. ug/mL
3) H DRO C10-C28	0.000	0	N.D. ug/mL
5) H1 ORO C20-C34	9.230	1043554970	879.722 ug/mLm
6) H1 ORO C25-C36	10.700	1239584406	868.992 ug/mLm
7) H1 DRO C10-C36	0.000	0	N.D. ug/mL
-----			

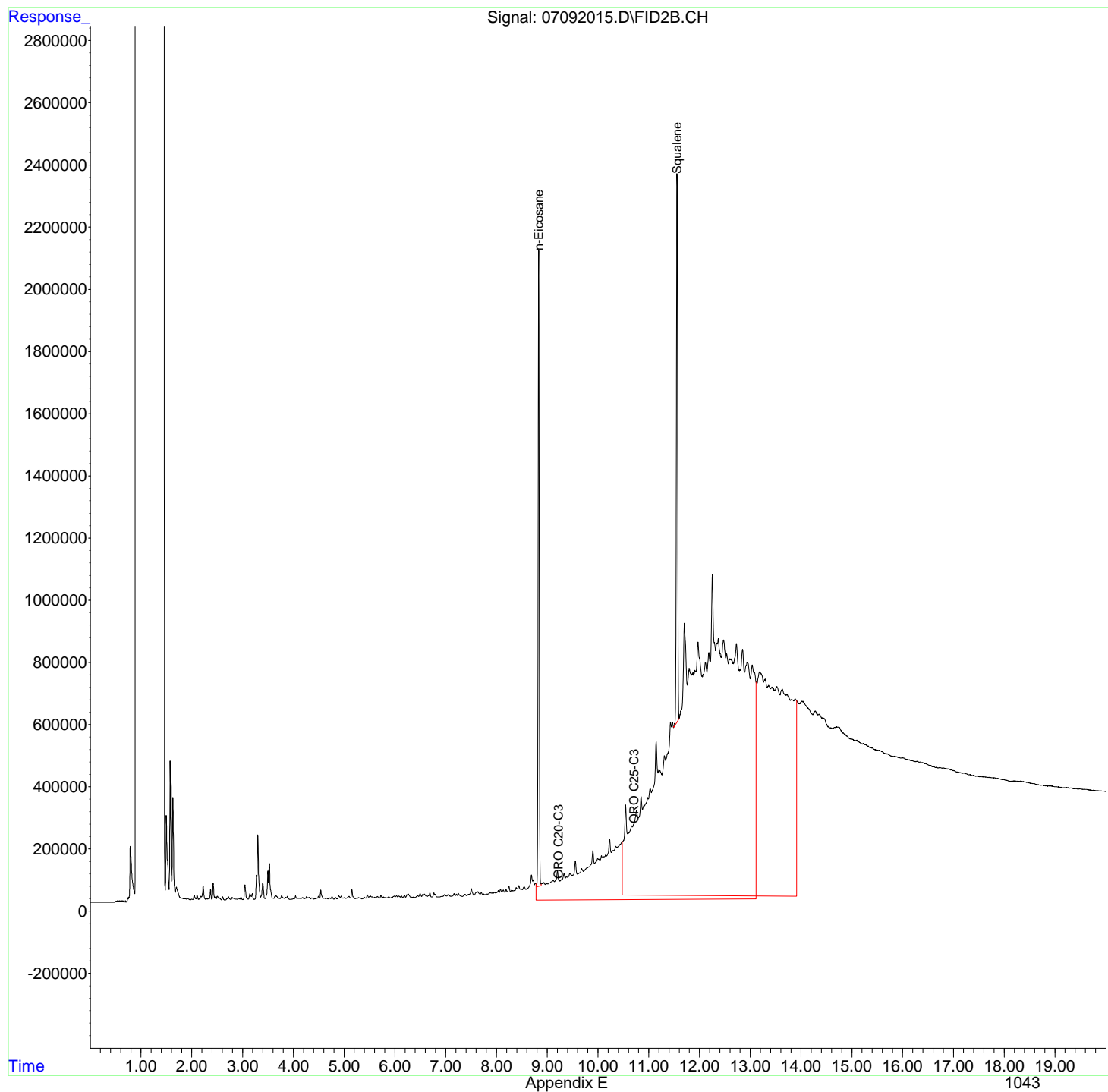
(f)=RT Delta > 1/2 Window

(m)=manual int.

Data Path : R:\2\DATA\070920\  
Data File : 07092015.D  
Signal(s) : FID2B.CH  
Acq On : 09 Jul 2020 5:52 pm  
Operator : GCSVOC-Dhiren  
Sample : 2006454-027A  
Misc :  
ALS Vial : 14 Sample Multiplier: 1

Integration File: EVENTS.E  
Quant Time: Jul 10 11:35:15 2020  
Quant Method : Z:\HPCHEM\2\METHODS\022820DRO-ORO.M  
Quant Title : DRO-ORO 09-09-15 DRO/ORO  
QLast Update : Thu Jul 09 14:01:23 2020  
Response via : Initial Calibration  
Integrator: ChemStation 6890 Scale Mode: Large solvent peaks clipped

Volume Inj. :  
Signal Phase :  
Signal Info :



Data Path : R:\2\DATA\070920\  
 Data File : 07092016.D  
 Signal(s) : FID2B.CH  
 Acq On : 09 Jul 2020 6:20 pm  
 Operator : GCSVOC-Dhiren  
 Sample : 2006454-027AMS  
 Misc :  
 ALS Vial : 15 Sample Multiplier: 1

Integration File: EVENTS.E  
 Quant Time: Jul 10 11:37:51 2020  
 Quant Method : Z:\HPCHEM\2\METHODS\022820DRO-ORO.M  
 Quant Title : DRO-ORO 09-09-15 DRO/ORO  
 QLast Update : Thu Jul 09 14:01:23 2020  
 Response via : Initial Calibration  
 Integrator: ChemStation 6890 Scale Mode: Large solvent peaks clipped

Volume Inj. :  
 Signal Phase :  
 Signal Info :

Compound	R.T.	Response	Conc Units
-----			
System Monitoring Compounds			
4) S n-Eicosane	8.831	39210386	20.516 ug/mLm
8) S1 Squalene	11.557	28664051	17.382 ug/mL
Target Compounds			
1) H DRO C10-C20	5.050	922788257	603.518 ug/mLm
2) H DRO C10-C25	5.150	1104672380	623.497 ug/mLm
3) H DRO C10-C28	6.850	1231826219	661.755 ug/mLm
5) H1 ORO C20-C34	9.230	1603373334	1400.944 ug/mLm
6) H1 ORO C25-C36	10.700	1741908647	1262.380 ug/mLm
7) H1 DRO C10-C36	0.000	0	N.D. ug/mL
-----			

(f)=RT Delta > 1/2 Window

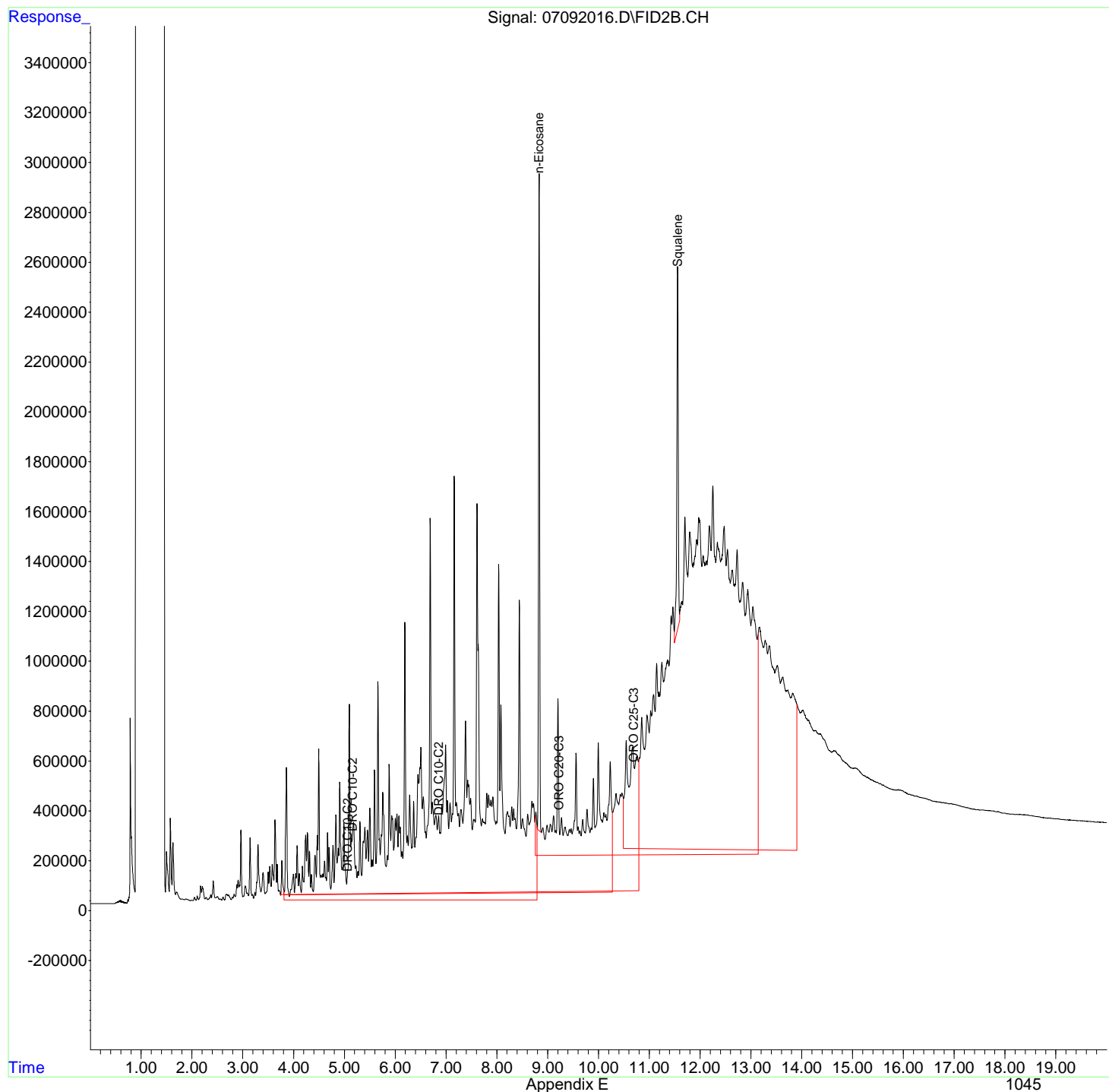
(m)=manual int.



Data Path : R:\2\DATA\070920\  
Data File : 07092016.D  
Signal(s) : FID2B.CH  
Acq On : 09 Jul 2020 6:20 pm  
Operator : GCSVOC-Dhiren  
Sample : 2006454-027AMS  
Misc :  
ALS Vial : 15 Sample Multiplier: 1

Integration File: EVENTS.E  
Quant Time: Jul 10 11:37:51 2020  
Quant Method : Z:\HPCHEM\2\METHODS\022820DRO-ORO.M  
Quant Title : DRO-ORO 09-09-15 DRO/ORO  
QLast Update : Thu Jul 09 14:01:23 2020  
Response via : Initial Calibration  
Integrator: ChemStation 6890 Scale Mode: Large solvent peaks clipped

Volume Inj. :  
Signal Phase :  
Signal Info :



Data Path : R:\2\DATA\070920\  
 Data File : 07092017.D  
 Signal(s) : FID2B.CH  
 Acq On : 09 Jul 2020 6:48 pm  
 Operator : GCSVOC-Dhiren  
 Sample : 2006454-027AMSD  
 Misc :  
 ALS Vial : 16 Sample Multiplier: 1

Integration File: EVENTS.E  
 Quant Time: Jul 10 11:39:47 2020  
 Quant Method : Z:\HPCHEM\2\METHODS\022820DRO-ORO.M  
 Quant Title : DRO-ORO 09-09-15 DRO/ORO  
 QLast Update : Thu Jul 09 14:01:23 2020  
 Response via : Initial Calibration  
 Integrator: ChemStation 6890 Scale Mode: Large solvent peaks clipped

Volume Inj. :  
 Signal Phase :  
 Signal Info :

Compound	R.T.	Response	Conc Units
-----			
System Monitoring Compounds			
4) S n-Eicosane	8.831	40026564	20.955 ug/mLm
8) S1 Squalene	11.556	28859306	17.506 ug/mLm
Target Compounds			
1) H DRO C10-C20	5.050	909303654	594.461 ug/mLm
2) H DRO C10-C25	5.150	1102107977	622.021 ug/mLm
3) H DRO C10-C28	6.850	1238685775	665.644 ug/mLm
5) H1 ORO C20-C34	9.230	1674439579	1467.111 ug/mLm
6) H1 ORO C25-C36	10.700	1930790050	1410.300 ug/mLm
7) H1 DRO C10-C36	0.000	0	N.D. ug/mL
-----			

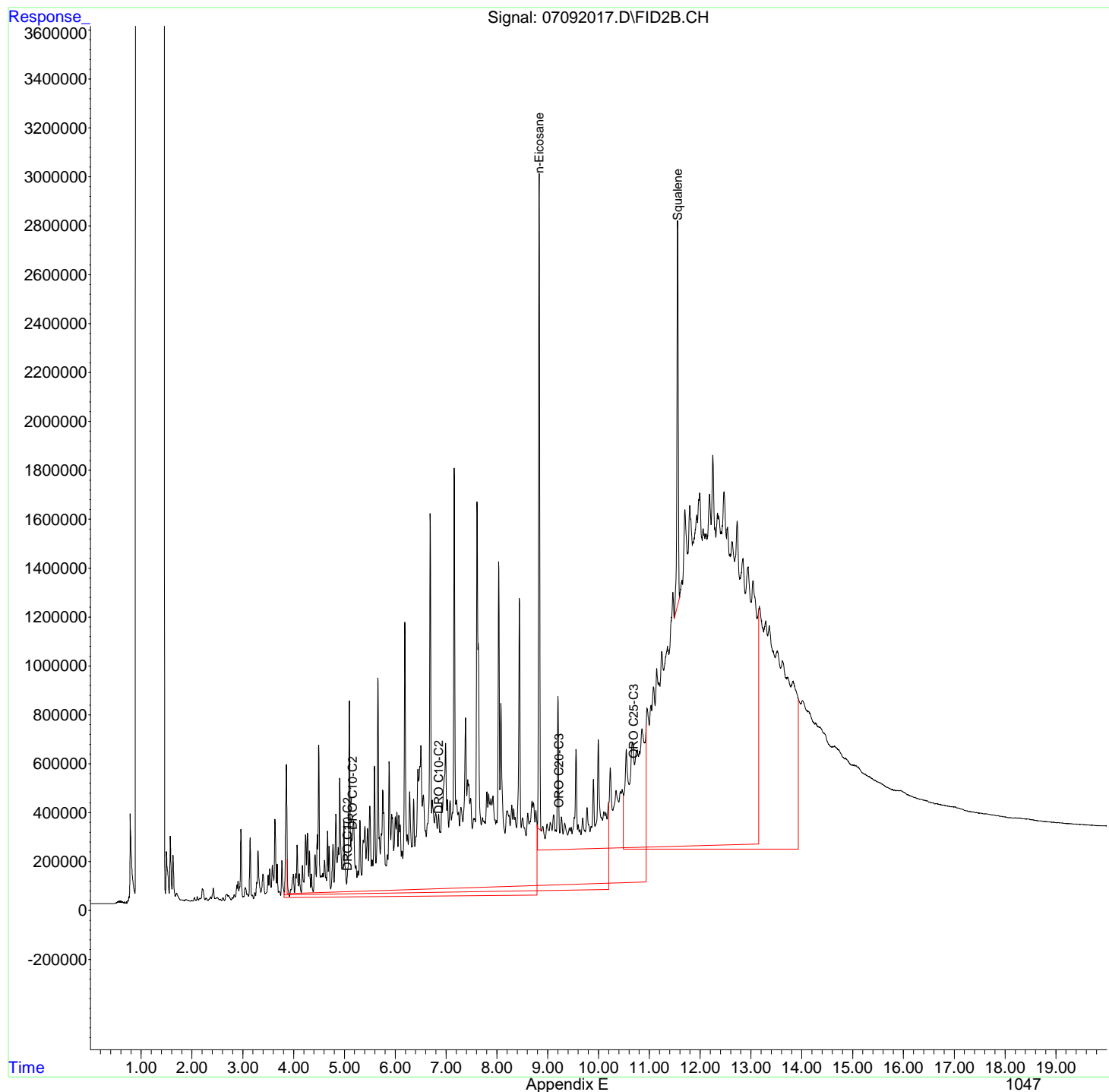
(f)=RT Delta > 1/2 Window

(m)=manual int.

Data Path : R:\2\DATA\070920\  
Data File : 07092017.D  
Signal(s) : FID2B.CH  
Acq On : 09 Jul 2020 6:48 pm  
Operator : GCSVOC-Dhiren  
Sample : 2006454-027AMSD  
Misc :  
ALS Vial : 16 Sample Multiplier: 1

Integration File: EVENTS.E  
Quant Time: Jul 10 11:39:47 2020  
Quant Method : Z:\HPCHEM\2\METHODS\022820DRO-ORO.M  
Quant Title : DRO-ORO 09-09-15 DRO/ORO  
QLast Update : Thu Jul 09 14:01:23 2020  
Response via : Initial Calibration  
Integrator: ChemStation 6890 Scale Mode: Large solvent peaks clipped

Volume Inj. :  
Signal Phase :  
Signal Info :



Data Path : R:\2\DATA\070920\  
 Data File : 07092018.D  
 Signal(s) : FID2B.CH  
 Acq On : 09 Jul 2020 7:16 pm  
 Operator : GCSVOC-Dhiren  
 Sample : 2006479-001A  
 Misc :  
 ALS Vial : 17 Sample Multiplier: 1

Integration File: EVENTS.E  
 Quant Time: Jul 10 13:13:29 2020  
 Quant Method : Z:\HPCHEM\2\METHODS\022820DRO-ORO.M  
 Quant Title : DRO-ORO 09-09-15 DRO/ORO  
 QLast Update : Thu Jul 09 14:01:23 2020  
 Response via : Initial Calibration  
 Integrator: ChemStation 6890 Scale Mode: Large solvent peaks clipped

Volume Inj. :  
 Signal Phase :  
 Signal Info :

Compound	R.T.	Response	Conc	Units
-----				
System Monitoring Compounds				
4) S n-Eicosane	8.830	32924733	17.130	ug/mL
8) S1 Squalene	11.556	30905255	18.801	ug/mLm
Target Compounds				
1) H DRO C10-C20	0.000	0	N.D.	ug/mL
2) H DRO C10-C25	0.000	0	N.D.	ug/mL
3) H DRO C10-C28	0.000	0	N.D.	ug/mL
5) H1 ORO C20-C34	9.230	679718078	540.970	ug/mLm
6) H1 ORO C25-C36	10.700	747613148	483.712	ug/mLm
7) H1 DRO C10-C36	0.000	0	N.D.	ug/mL
-----				

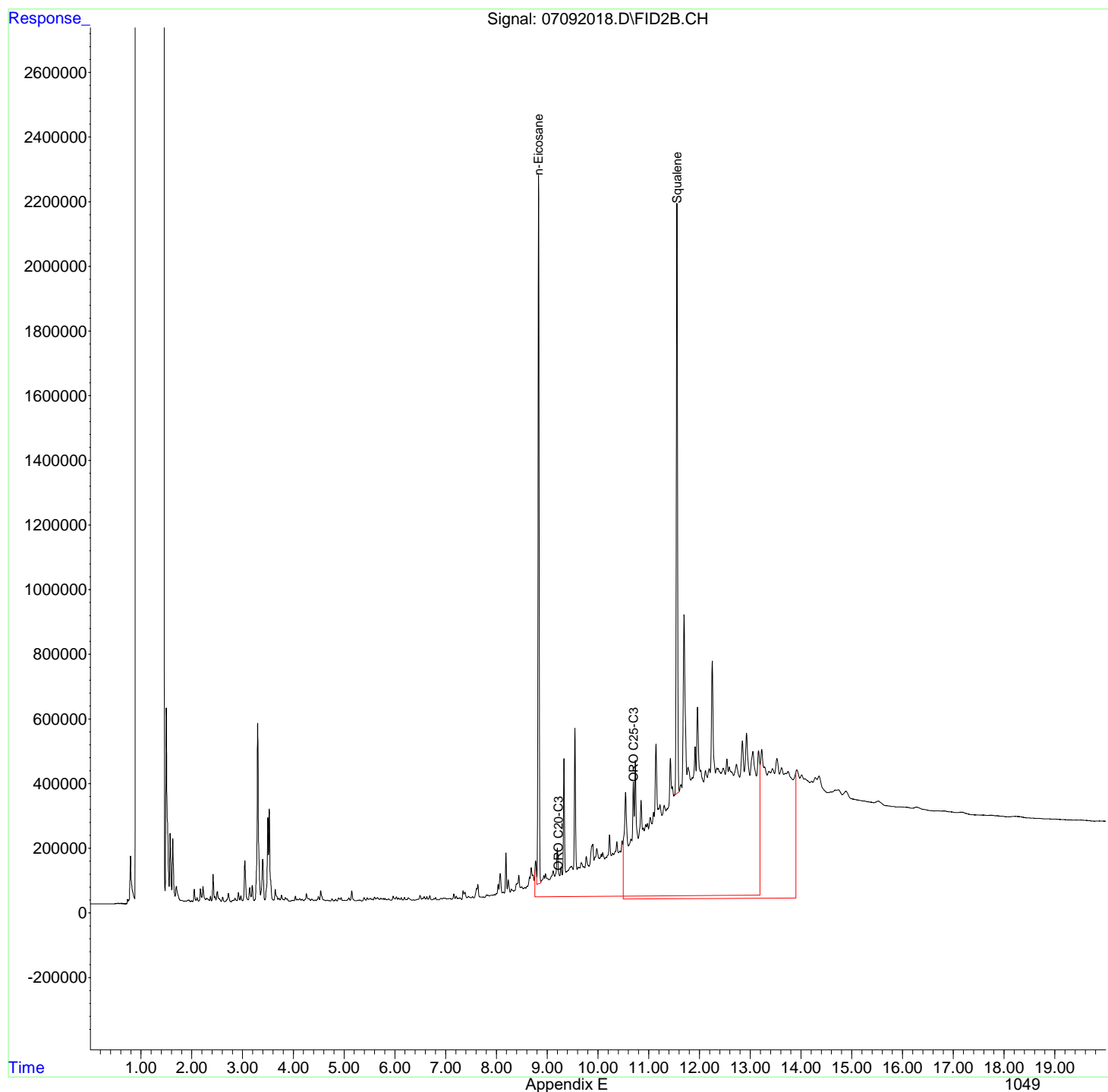
(f)=RT Delta > 1/2 Window

(m)=manual int.

Data Path : R:\2\DATA\070920\  
Data File : 07092018.D  
Signal(s) : FID2B.CH  
Acq On : 09 Jul 2020 7:16 pm  
Operator : GCSVOC-Dhiren  
Sample : 2006479-001A  
Misc :  
ALS Vial : 17 Sample Multiplier: 1

Integration File: EVENTS.E  
Quant Time: Jul 10 13:13:29 2020  
Quant Method : Z:\HPCHEM\2\METHODS\022820DRO-ORO.M  
Quant Title : DRO-ORO 09-09-15 DRO/ORO  
QLast Update : Thu Jul 09 14:01:23 2020  
Response via : Initial Calibration  
Integrator: ChemStation 6890 Scale Mode: Large solvent peaks clipped

Volume Inj. :  
Signal Phase :  
Signal Info :



Data Path : R:\2\DATA\070920\  
 Data File : 07092019.D  
 Signal(s) : FID2B.CH  
 Acq On : 09 Jul 2020 7:44 pm  
 Operator : GCSVOC-Dhiren  
 Sample : 2006479-002A  
 Misc :  
 ALS Vial : 18 Sample Multiplier: 1

Integration File: EVENTS.E  
 Quant Time: Jul 10 13:14:33 2020  
 Quant Method : Z:\HPCHEM\2\METHODS\022820DRO-ORO.M  
 Quant Title : DRO-ORO 09-09-15 DRO/ORO  
 QLast Update : Thu Jul 09 14:01:23 2020  
 Response via : Initial Calibration  
 Integrator: ChemStation 6890 Scale Mode: Large solvent peaks clipped

Volume Inj. :  
 Signal Phase :  
 Signal Info :

Compound	R.T.	Response	Conc	Units
-----				
System Monitoring Compounds				
4) S n-Eicosane	8.830	30096301	15.607	ug/mLm
8) S1 Squalene	11.556	30694519	18.667	ug/mLm
Target Compounds				
1) H DRO C10-C20	0.000	0	N.D.	ug/mL
2) H DRO C10-C25	0.000	0	N.D.	ug/mL
3) H DRO C10-C28	0.000	0	N.D.	ug/mL
5) H1 ORO C20-C34	9.230	951971026	794.453	ug/mLm
6) H1 ORO C25-C36	10.700	1101541650	760.886	ug/mLm
7) H1 DRO C10-C36	0.000	0	N.D.	ug/mL
-----				

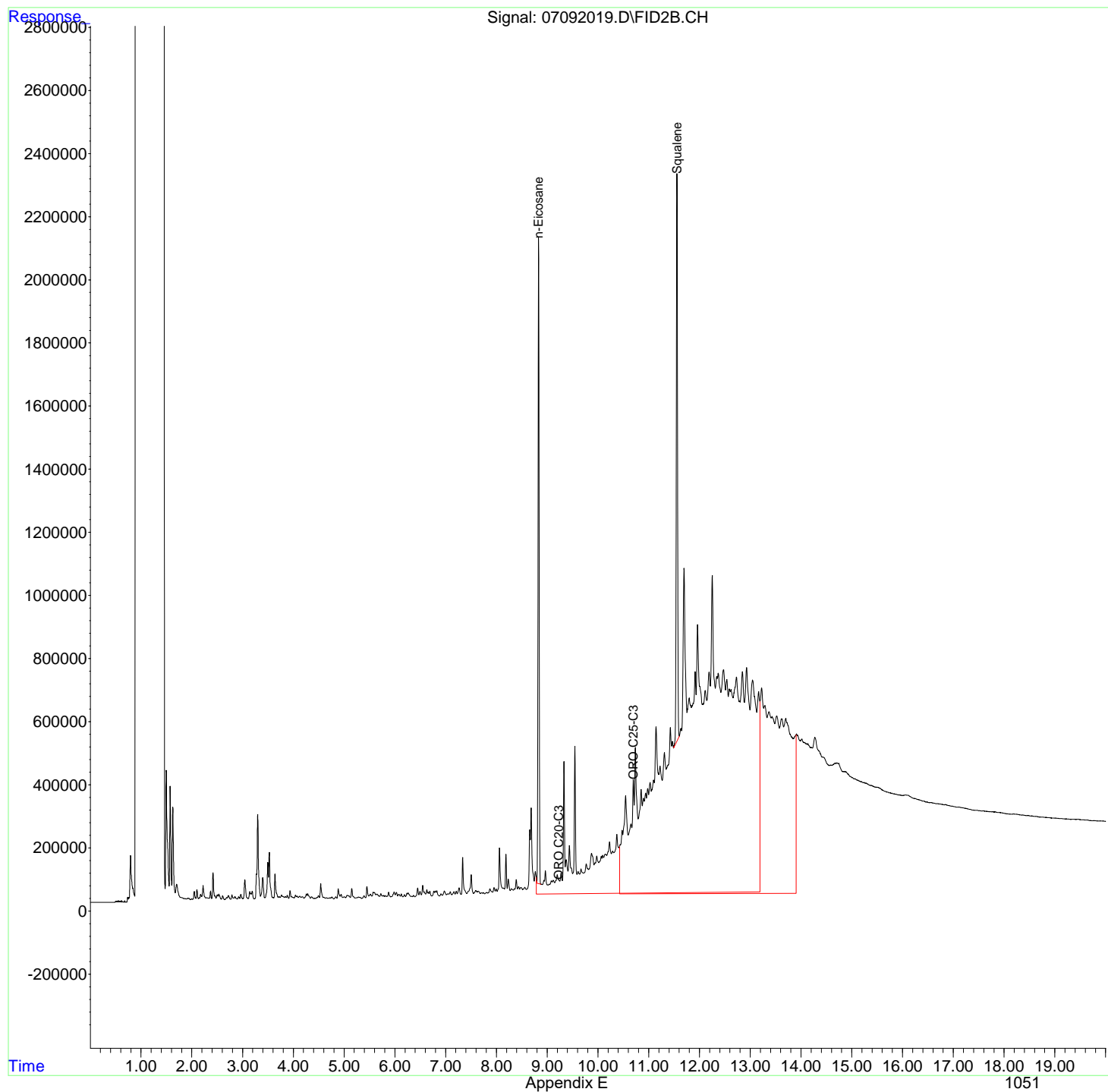
(f)=RT Delta > 1/2 Window

(m)=manual int.

Data Path : R:\2\DATA\070920\  
Data File : 07092019.D  
Signal(s) : FID2B.CH  
Acq On : 09 Jul 2020 7:44 pm  
Operator : GCSVOC-Dhiren  
Sample : 2006479-002A  
Misc :  
ALS Vial : 18 Sample Multiplier: 1

Integration File: EVENTS.E  
Quant Time: Jul 10 13:14:33 2020  
Quant Method : Z:\HPCHEM\2\METHODS\022820DRO-ORO.M  
Quant Title : DRO-ORO 09-09-15 DRO/ORO  
QLast Update : Thu Jul 09 14:01:23 2020  
Response via : Initial Calibration  
Integrator: ChemStation 6890 Scale Mode: Large solvent peaks clipped

Volume Inj. :  
Signal Phase :  
Signal Info :



Data Path : R:\2\DATA\070920\  
 Data File : 07092020.D  
 Signal(s) : FID2B.CH  
 Acq On : 09 Jul 2020 8:12 pm  
 Operator : GCSVOC-Dhiren  
 Sample : 2006479-003A  
 Misc :  
 ALS Vial : 19 Sample Multiplier: 1

Integration File: EVENTS.E  
 Quant Time: Jul 10 11:42:36 2020  
 Quant Method : Z:\HPCHEM\2\METHODS\022820DRO-ORO.M  
 Quant Title : DRO-ORO 09-09-15 DRO/ORO  
 QLast Update : Thu Jul 09 14:01:23 2020  
 Response via : Initial Calibration  
 Integrator: ChemStation 6890 Scale Mode: Large solvent peaks clipped

Volume Inj. :  
 Signal Phase :  
 Signal Info :

Compound	R.T.	Response	Conc	Units
-----				
System Monitoring Compounds				
4) S n-Eicosane	8.830	30481352	15.814	ug/mL
8) S1 Squalene	11.555	30133870	18.312	ug/mL
Target Compounds				
1) H DRO C10-C20	0.000	0	N.D.	ug/mL
2) H DRO C10-C25	0.000	0	N.D.	ug/mL
3) H DRO C10-C28	0.000	0	N.D.	ug/mL
5) H1 ORO C20-C34	0.000	0	N.D.	ug/mL
6) H1 ORO C25-C36	0.000	0	N.D.	ug/mL
7) H1 DRO C10-C36	0.000	0	N.D.	ug/mL
-----				

(f)=RT Delta > 1/2 Window

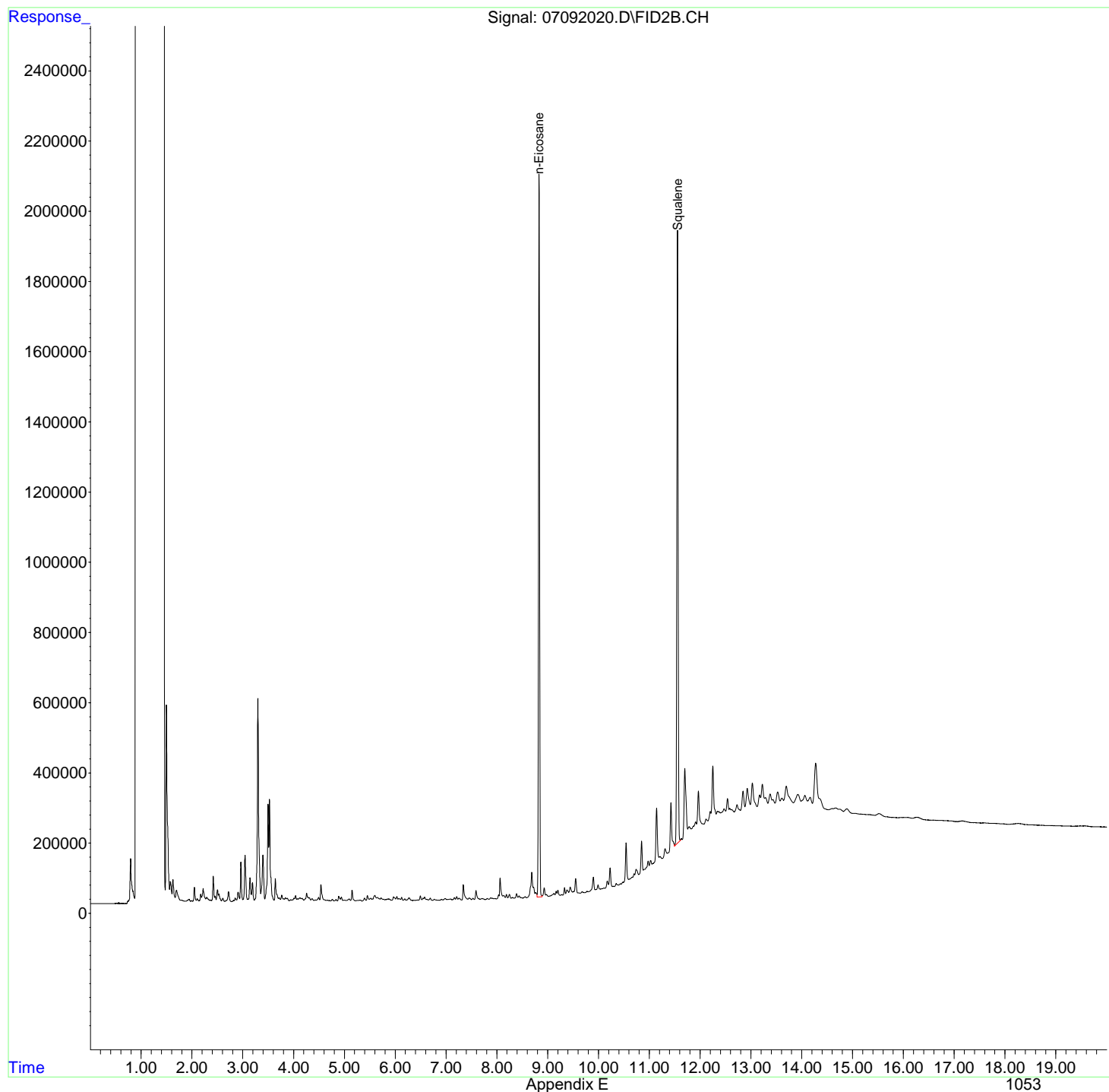
(m)=manual int.



Data Path : R:\2\DATA\070920\  
Data File : 07092020.D  
Signal(s) : FID2B.CH  
Acq On : 09 Jul 2020 8:12 pm  
Operator : GCSVOC-Dhiren  
Sample : 2006479-003A  
Misc :  
ALS Vial : 19 Sample Multiplier: 1

Integration File: EVENTS.E  
Quant Time: Jul 10 11:42:36 2020  
Quant Method : Z:\HPCHEM\2\METHODS\022820DRO-ORO.M  
Quant Title : DRO-ORO 09-09-15 DRO/ORO  
QLast Update : Thu Jul 09 14:01:23 2020  
Response via : Initial Calibration  
Integrator: ChemStation 6890 Scale Mode: Large solvent peaks clipped

Volume Inj. :  
Signal Phase :  
Signal Info :



Data Path : R:\2\DATA\070920\  
 Data File : 07092021.D  
 Signal(s) : FID2B.CH  
 Acq On : 09 Jul 2020 8:39 pm  
 Operator : GCSVOC-Dhiren  
 Sample : CCB-070920-1  
 Misc :  
 ALS Vial : 2 Sample Multiplier: 1

Integration File: EVENTS.E  
 Quant Time: Jul 10 09:06:18 2020  
 Quant Method : Z:\HPCHEM\2\METHODS\022820DRO-ORO.M  
 Quant Title : DRO-ORO 09-09-15 DRO/ORO  
 QLast Update : Thu Jul 09 14:01:23 2020  
 Response via : Initial Calibration  
 Integrator: ChemStation 6890 Scale Mode: Large solvent peaks clipped

Volume Inj. :  
 Signal Phase :  
 Signal Info :

Compound	R.T.	Response	Conc	Units
-----				
System Monitoring Compounds				
4) S n-Eicosane	8.830	29923573	15.514	ug/mL
8) S1 Squalene	11.555	26493078	16.009	ug/mLm
Target Compounds				
1) H DRO C10-C20	0.000	0	N.D.	ug/mL
2) H DRO C10-C25	0.000	0	N.D.	ug/mL
3) H DRO C10-C28	0.000	0	N.D.	ug/mL
5) H1 ORO C20-C34	0.000	0	N.D.	ug/mL
6) H1 ORO C25-C36	0.000	0	N.D.	ug/mL
7) H1 DRO C10-C36	0.000	0	N.D.	ug/mL
-----				

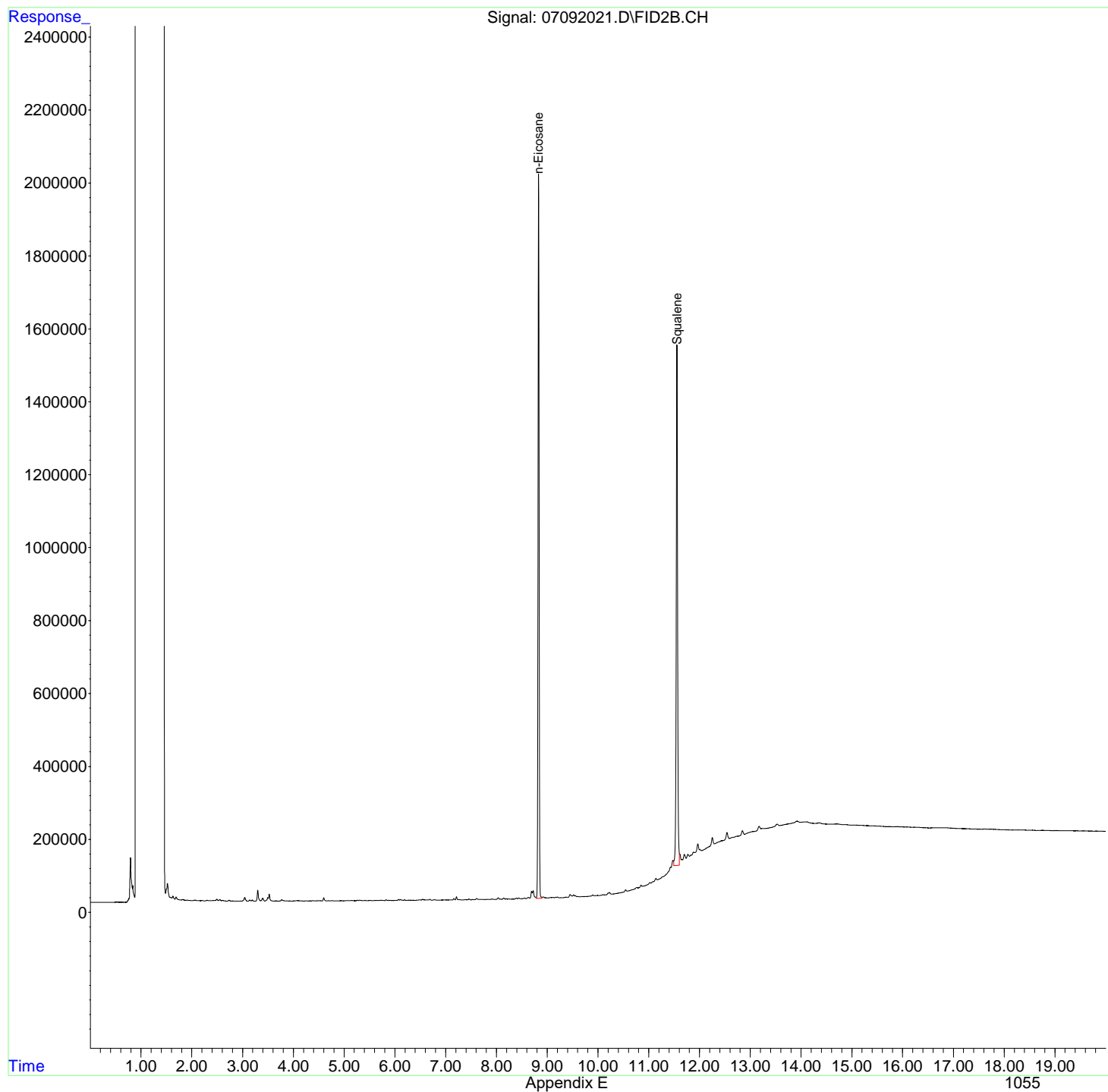
(f)=RT Delta > 1/2 Window

(m)=manual int.

Data Path : R:\2\DATA\070920\  
Data File : 07092021.D  
Signal(s) : FID2B.CH  
Acq On : 09 Jul 2020 8:39 pm  
Operator : GCSVOC-Dhiren  
Sample : CCB-070920-1  
Misc :  
ALS Vial : 2 Sample Multiplier: 1

Integration File: EVENTS.E  
Quant Time: Jul 10 09:06:18 2020  
Quant Method : Z:\HPCHEM\2\METHODS\022820DRO-ORO.M  
Quant Title : DRO-ORO 09-09-15 DRO/ORO  
QLast Update : Thu Jul 09 14:01:23 2020  
Response via : Initial Calibration  
Integrator: ChemStation 6890 Scale Mode: Large solvent peaks clipped

Volume Inj. :  
Signal Phase :  
Signal Info :



Data Path : R:\2\DATA\070920\  
Data File : 07092022.D  
Signal(s) : FID2B.CH  
Acq On : 09 Jul 2020 9:07 pm  
Operator : GCSVOC-Dhiren  
Sample : CCV-DRO-070920-1  
Misc :  
ALS Vial : 4 Sample Multiplier: 1

Integration File: EVENTS.E  
Quant Time: Jul 10 11:43:33 2020  
Quant Method : Z:\HPCHEM\2\METHODS\022820DRO-ORO.M  
Quant Title : DRO-ORO 09-09-15 DRO/ORO  
QLast Update : Thu Jul 09 14:01:23 2020  
Response via : Initial Calibration  
Integrator: ChemStation 6890 Scale Mode: Large solvent peaks clipped

Volume Inj. :  
Signal Phase :  
Signal Info :

Min. RRF : 0.000 Min. Rel. Area : 50% Max. R.T. Dev 0.50min  
Max. RRF Dev : 15% Max. Rel. Area : 150%

	Compound	Amount	Calc.	%Dev	Area%	Dev (Min)
1 H	DRO C10-C20	1000.000	1055.822	-5.6	0	0.00
2 H	DRO C10-C25	1000.000	1034.719	-3.5	0	0.00
3 H	DRO C10-C28	1000.000	986.977	1.3	0	0.00
5 H1	ORO C20-C34	1000.000	-91.031	109.1#	0	-9.23#
6 H1	ORO C25-C36	1000.000	-101.052	110.1#	0	-10.70#
7 H1	DRO C10-C36	1000.000	1085.383	-8.5	0	0.00
8 S1	Squalene	20.000	21.980	-9.9	0	0.00

Evaluate Continuing Calibration Report - Not Found

4 S	n-Eicosane	10.000	0.000	100.0#	0	-8.83#
-----	------------	--------	-------	--------	---	--------

(#) = Out of Range

SPCC's out = 0 CCC's out = 0

Data Path : R:\2\DATA\070920\  
 Data File : 07092022.D  
 Signal(s) : FID2B.CH  
 Acq On : 09 Jul 2020 9:07 pm  
 Operator : GCSVOC-Dhiren  
 Sample : CCV-DRO-070920-1  
 Misc :  
 ALS Vial : 4 Sample Multiplier: 1

Integration File: EVENTS.E  
 Quant Time: Jul 10 11:43:33 2020  
 Quant Method : Z:\HPCHEM\2\METHODS\022820DRO-ORO.M  
 Quant Title : DRO-ORO 09-09-15 DRO/ORO  
 QLast Update : Thu Jul 09 14:01:23 2020  
 Response via : Initial Calibration  
 Integrator: ChemStation 6890 Scale Mode: Large solvent peaks clipped

Volume Inj. :  
 Signal Phase :  
 Signal Info :

Compound	R.T.	Response	Conc	Units
-----				
System Monitoring Compounds				
4) S n-Eicosane	0.000	0	N.D.	ug/mL
8) S1 Squalene	11.554	35929804	21.980	ug/mLm
Target Compounds				
1) H DRO C10-C20	5.050	1596162124	1055.822	ug/mLm
2) H DRO C10-C25	5.150	1819260150	1034.719	ug/mLm
3) H DRO C10-C28	6.850	1805517885	986.977	ug/mLm
5) H1 ORO C20-C34	0.000	0	N.D.	ug/mL
6) H1 ORO C25-C36	0.000	0	N.D.	ug/mL
7) H1 DRO C10-C36	8.400	2072837290	1085.383	ug/mLm
-----				

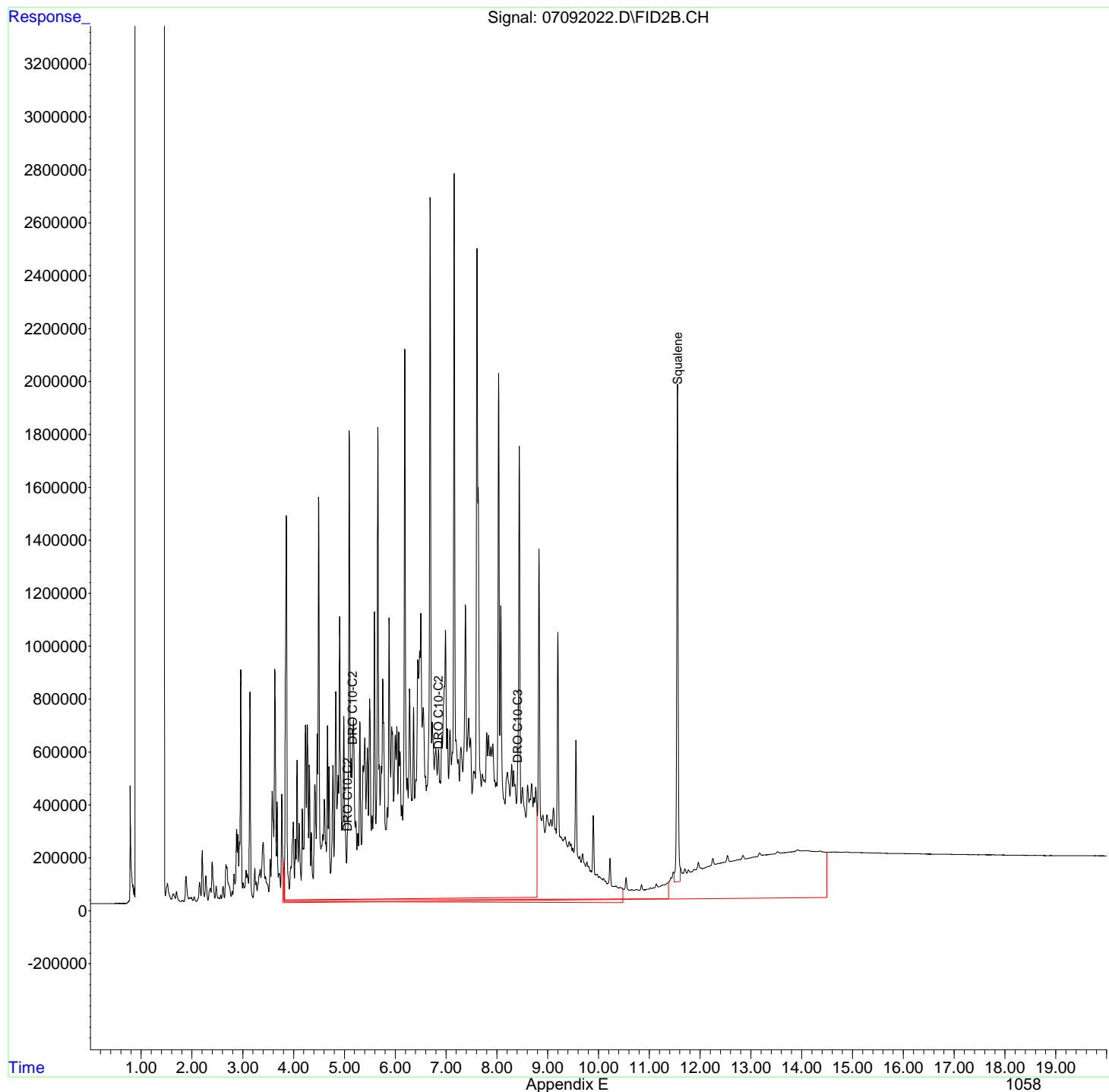
(f)=RT Delta > 1/2 Window

(m)=manual int.

Data Path : R:\2\DATA\070920\  
Data File : 07092022.D  
Signal(s) : FID2B.CH  
Acq On : 09 Jul 2020 9:07 pm  
Operator : GCSVOC-Dhiren  
Sample : CCV-DRO-070920-1  
Misc :  
ALS Vial : 4 Sample Multiplier: 1

Integration File: EVENTS.E  
Quant Time: Jul 10 11:43:33 2020  
Quant Method : Z:\HPCHEM\2\METHODS\022820DRO-ORO.M  
Quant Title : DRO-ORO 09-09-15 DRO/ORO  
QLast Update : Thu Jul 09 14:01:23 2020  
Response via : Initial Calibration  
Integrator: ChemStation 6890 Scale Mode: Large solvent peaks clipped

Volume Inj. :  
Signal Phase :  
Signal Info :



Data Path : R:\2\DATA\070920\  
 Data File : 07092023.D  
 Signal(s) : FID2B.CH  
 Acq On : 09 Jul 2020 9:35 pm  
 Operator : GCSVOC-Dhiren  
 Sample : 2006479-004A  
 Misc :  
 ALS Vial : 20 Sample Multiplier: 1

Integration File: EVENTS.E  
 Quant Time: Jul 10 11:44:40 2020  
 Quant Method : Z:\HPCHEM\2\METHODS\022820DRO-ORO.M  
 Quant Title : DRO-ORO 09-09-15 DRO/ORO  
 QLast Update : Thu Jul 09 14:01:23 2020  
 Response via : Initial Calibration  
 Integrator: ChemStation 6890 Scale Mode: Large solvent peaks clipped

Volume Inj. :  
 Signal Phase :  
 Signal Info :

Compound	R.T.	Response	Conc Units
-----			
System Monitoring Compounds			
4) S n-Eicosane	8.828	29715113	15.401 ug/mL
8) S1 Squalene	11.554	29103629	17.661 ug/mL
Target Compounds			
1) H DRO C10-C20	0.000	0	N.D. ug/mL
2) H DRO C10-C25	0.000	0	N.D. ug/mL
3) H DRO C10-C28	0.000	0	N.D. ug/mL
5) H1 ORO C20-C34	9.230	555288564	425.120 ug/mLm
6) H1 ORO C25-C36	10.700	642046340	401.039 ug/mLm
7) H1 DRO C10-C36	0.000	0	N.D. ug/mL
-----			

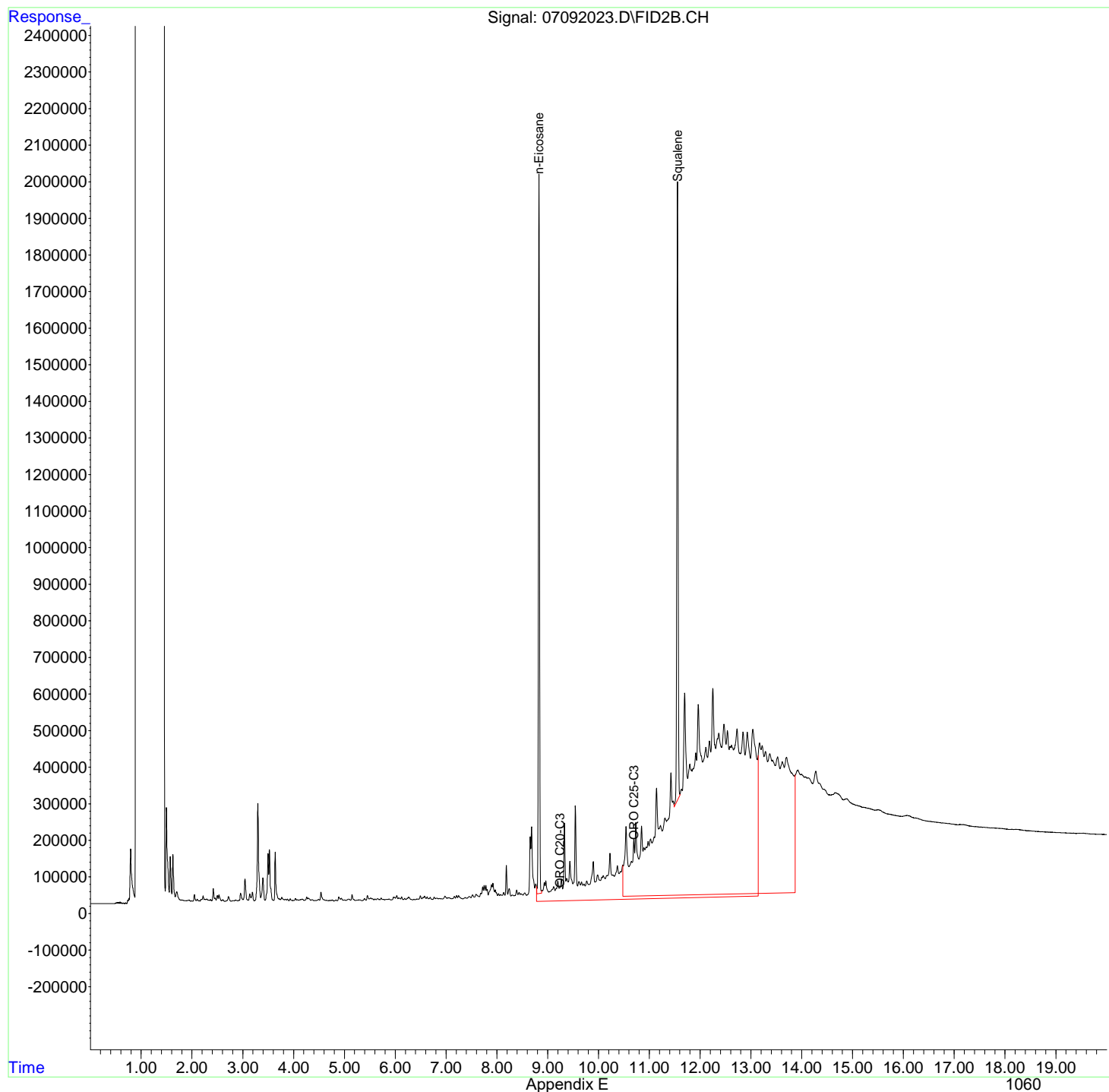
(f)=RT Delta > 1/2 Window

(m)=manual int.

Data Path : R:\2\DATA\070920\  
Data File : 07092023.D  
Signal(s) : FID2B.CH  
Acq On : 09 Jul 2020 9:35 pm  
Operator : GCSVOC-Dhiren  
Sample : 2006479-004A  
Misc :  
ALS Vial : 20 Sample Multiplier: 1

Integration File: EVENTS.E  
Quant Time: Jul 10 11:44:40 2020  
Quant Method : Z:\HPCHEM\2\METHODS\022820DRO-ORO.M  
Quant Title : DRO-ORO 09-09-15 DRO/ORO  
QLast Update : Thu Jul 09 14:01:23 2020  
Response via : Initial Calibration  
Integrator: ChemStation 6890 Scale Mode: Large solvent peaks clipped

Volume Inj. :  
Signal Phase :  
Signal Info :





Data Path : R:\2\DATA\070920\  
 Data File : 07092024.D  
 Signal(s) : FID2B.CH  
 Acq On : 09 Jul 2020 10:03 pm  
 Operator : GCSVOC-Dhiren  
 Sample : 2006479-005A  
 Misc :  
 ALS Vial : 21 Sample Multiplier: 1

Integration File: EVENTS.E  
 Quant Time: Jul 10 11:46:07 2020  
 Quant Method : Z:\HPCHEM\2\METHODS\022820DRO-ORO.M  
 Quant Title : DRO-ORO 09-09-15 DRO/ORO  
 QLast Update : Thu Jul 09 14:01:23 2020  
 Response via : Initial Calibration  
 Integrator: ChemStation 6890 Scale Mode: Large solvent peaks clipped

Volume Inj. :  
 Signal Phase :  
 Signal Info :

Compound	R.T.	Response	Conc	Units
-----				
System Monitoring Compounds				
4) S n-Eicosane	8.829	27387366	14.148	ug/mL
8) S1 Squalene	11.556	25691241	15.501	ug/mLm
Target Compounds				
1) H DRO C10-C20	0.000	0	N.D.	ug/mL
2) H DRO C10-C25	0.000	0	N.D.	ug/mL
3) H DRO C10-C28	0.000	0	N.D.	ug/mL
5) H1 ORO C20-C34	9.230	4685396496	4270.478	ug/mLm
6) H1 ORO C25-C36	10.700	4869828187	3711.965	ug/mLm
7) H1 DRO C10-C36	0.000	0	N.D.	ug/mL
-----				

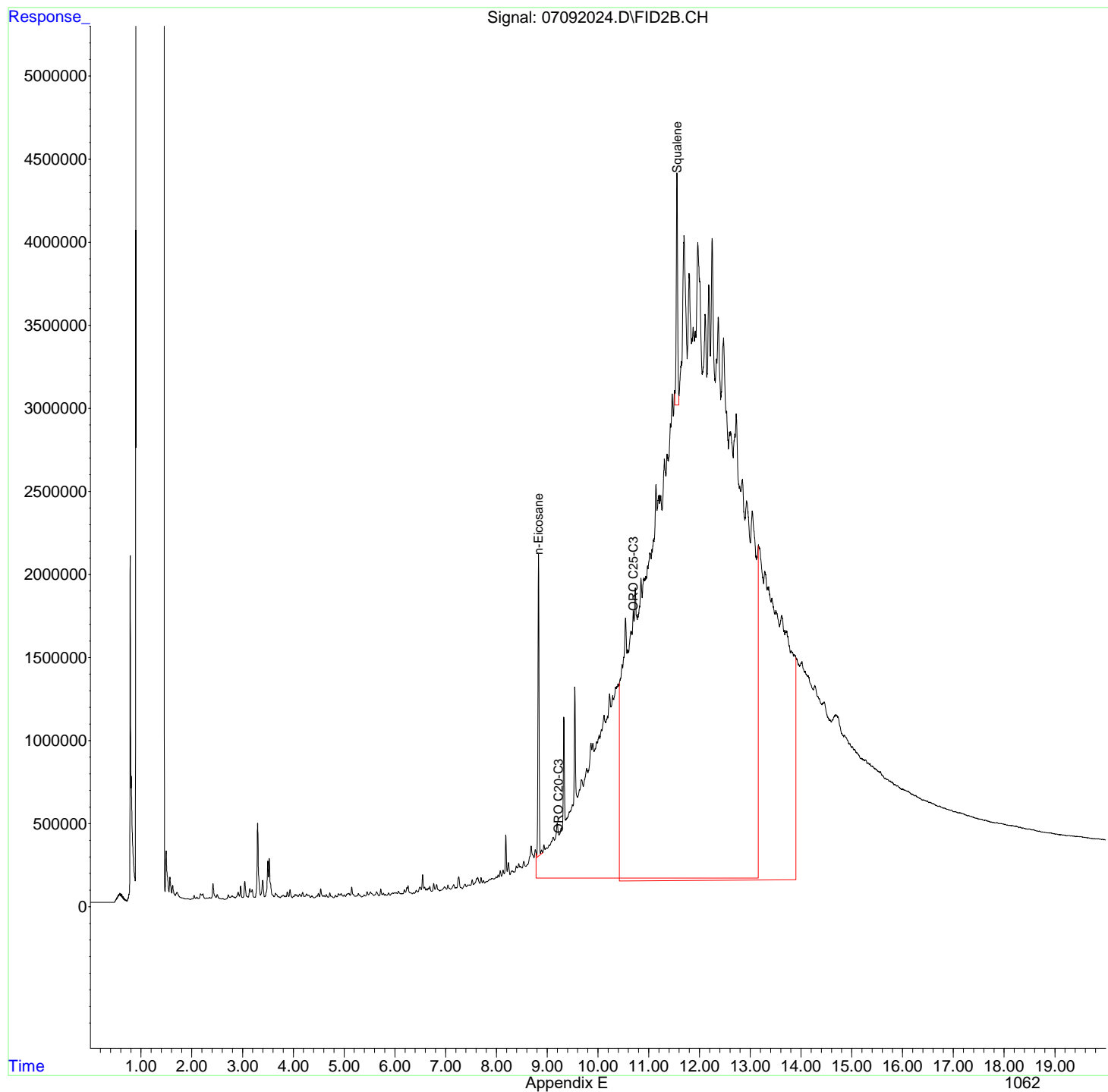
(f)=RT Delta > 1/2 Window

(m)=manual int.

Data Path : R:\2\DATA\070920\  
Data File : 07092024.D  
Signal(s) : FID2B.CH  
Acq On : 09 Jul 2020 10:03 pm  
Operator : GCSVOC-Dhiren  
Sample : 2006479-005A  
Misc :  
ALS Vial : 21 Sample Multiplier: 1

Integration File: EVENTS.E  
Quant Time: Jul 10 11:46:07 2020  
Quant Method : Z:\HPCHEM\2\METHODS\022820DRO-ORO.M  
Quant Title : DRO-ORO 09-09-15 DRO/ORO  
QLast Update : Thu Jul 09 14:01:23 2020  
Response via : Initial Calibration  
Integrator: ChemStation 6890 Scale Mode: Large solvent peaks clipped

Volume Inj. :  
Signal Phase :  
Signal Info :



Data Path : R:\2\DATA\070920\  
 Data File : 07092025.D  
 Signal(s) : FID2B.CH  
 Acq On : 09 Jul 2020 10:30 pm  
 Operator : GCSVOC-Dhiren  
 Sample : 2006479-006A  
 Misc :  
 ALS Vial : 22 Sample Multiplier: 1

Integration File: EVENTS.E  
 Quant Time: Jul 10 11:47:21 2020  
 Quant Method : Z:\HPCHEM\2\METHODS\022820DRO-ORO.M  
 Quant Title : DRO-ORO 09-09-15 DRO/ORO  
 QLast Update : Thu Jul 09 14:01:23 2020  
 Response via : Initial Calibration  
 Integrator: ChemStation 6890 Scale Mode: Large solvent peaks clipped

Volume Inj. :  
 Signal Phase :  
 Signal Info :

Compound	R.T.	Response	Conc Units
-----			
System Monitoring Compounds			
4) S n-Eicosane	8.829	34143236	17.787 ug/mL
8) S1 Squalene	11.554	32590855	19.867 ug/mLm
Target Compounds			
1) H DRO C10-C20	0.000	0	N.D. ug/mL
2) H DRO C10-C25	0.000	0	N.D. ug/mL
3) H DRO C10-C28	0.000	0	N.D. ug/mL
5) H1 ORO C20-C34	9.230	2347379089	2093.655 ug/mLm
6) H1 ORO C25-C36	10.700	2678139105	1995.575 ug/mLm
7) H1 DRO C10-C36	0.000	0	N.D. ug/mL
-----			

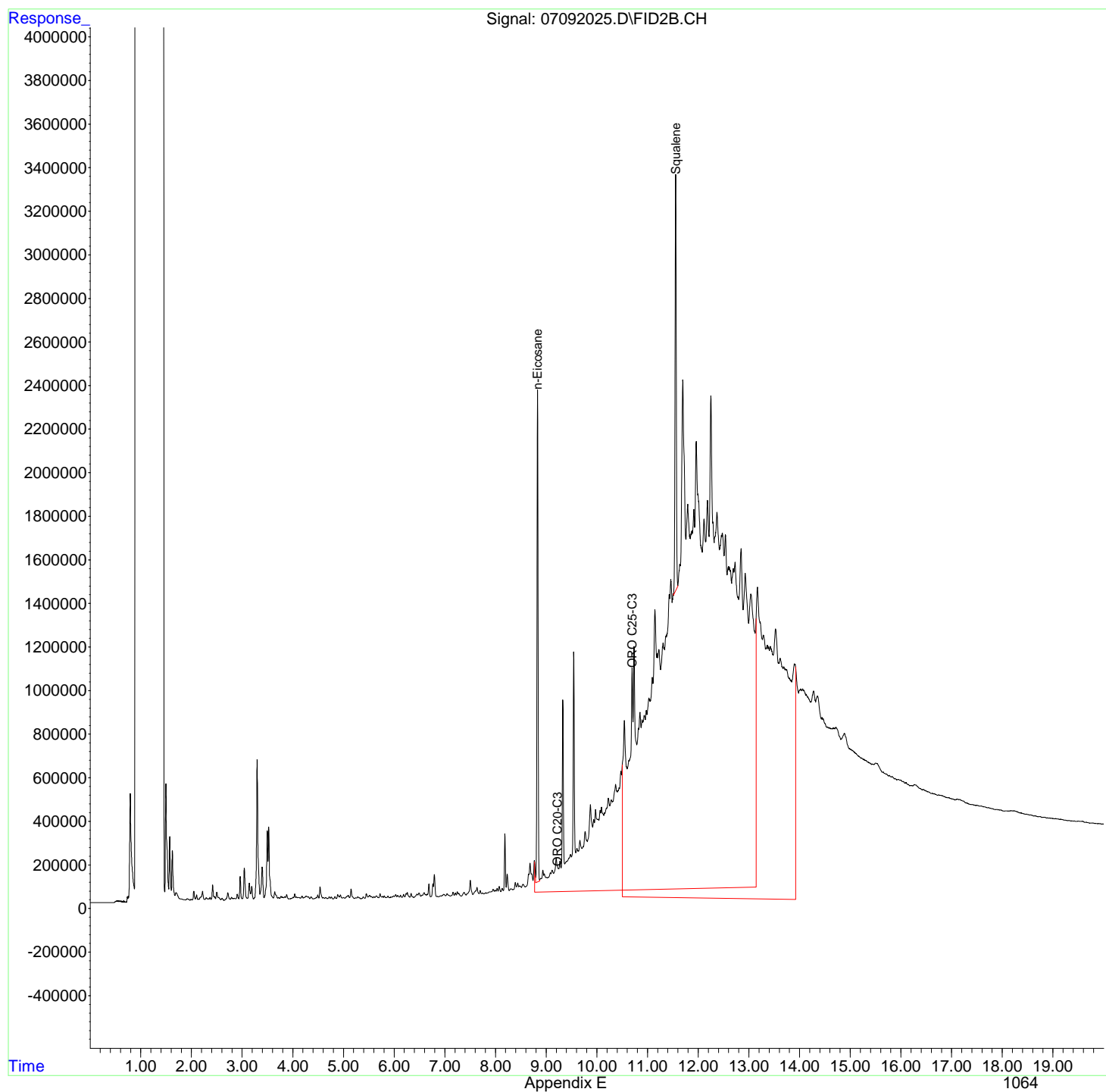
(f)=RT Delta > 1/2 Window

(m)=manual int.

Data Path : R:\2\DATA\070920\  
Data File : 07092025.D  
Signal(s) : FID2B.CH  
Acq On : 09 Jul 2020 10:30 pm  
Operator : GCSVOC-Dhiren  
Sample : 2006479-006A  
Misc :  
ALS Vial : 22 Sample Multiplier: 1

Integration File: EVENTS.E  
Quant Time: Jul 10 11:47:21 2020  
Quant Method : Z:\HPCHEM\2\METHODS\022820DRO-ORO.M  
Quant Title : DRO-ORO 09-09-15 DRO/ORO  
QLast Update : Thu Jul 09 14:01:23 2020  
Response via : Initial Calibration  
Integrator: ChemStation 6890 Scale Mode: Large solvent peaks clipped

Volume Inj. :  
Signal Phase :  
Signal Info :



Data Path : R:\2\DATA\070920\  
 Data File : 07092026.D  
 Signal(s) : FID2B.CH  
 Acq On : 09 Jul 2020 10:58 pm  
 Operator : GCSVOC-Dhiren  
 Sample : 2006479-007A  
 Misc :  
 ALS Vial : 23 Sample Multiplier: 1

Integration File: EVENTS.E  
 Quant Time: Jul 10 11:48:31 2020  
 Quant Method : Z:\HPCHEM\2\METHODS\022820DRO-ORO.M  
 Quant Title : DRO-ORO 09-09-15 DRO/ORO  
 QLast Update : Thu Jul 09 14:01:23 2020  
 Response via : Initial Calibration  
 Integrator: ChemStation 6890 Scale Mode: Large solvent peaks clipped

Volume Inj. :  
 Signal Phase :  
 Signal Info :

Compound	R.T.	Response	Conc Units
-----			
System Monitoring Compounds			
4) S n-Eicosane	8.829	11910983	5.812 ug/mLm
8) S1 Squalene	11.556	14589944	8.477 ug/mLm
Target Compounds			
1) H DRO C10-C20	0.000	0	N.D. ug/mL
2) H DRO C10-C25	0.000	0	N.D. ug/mL
3) H DRO C10-C28	0.000	0	N.D. ug/mL
5) H1 ORO C20-C34	9.230	2773988399	2490.851 ug/mLm
6) H1 ORO C25-C36	10.700	2910266159	2177.362 ug/mLm
7) H1 DRO C10-C36	0.000	0	N.D. ug/mL
-----			

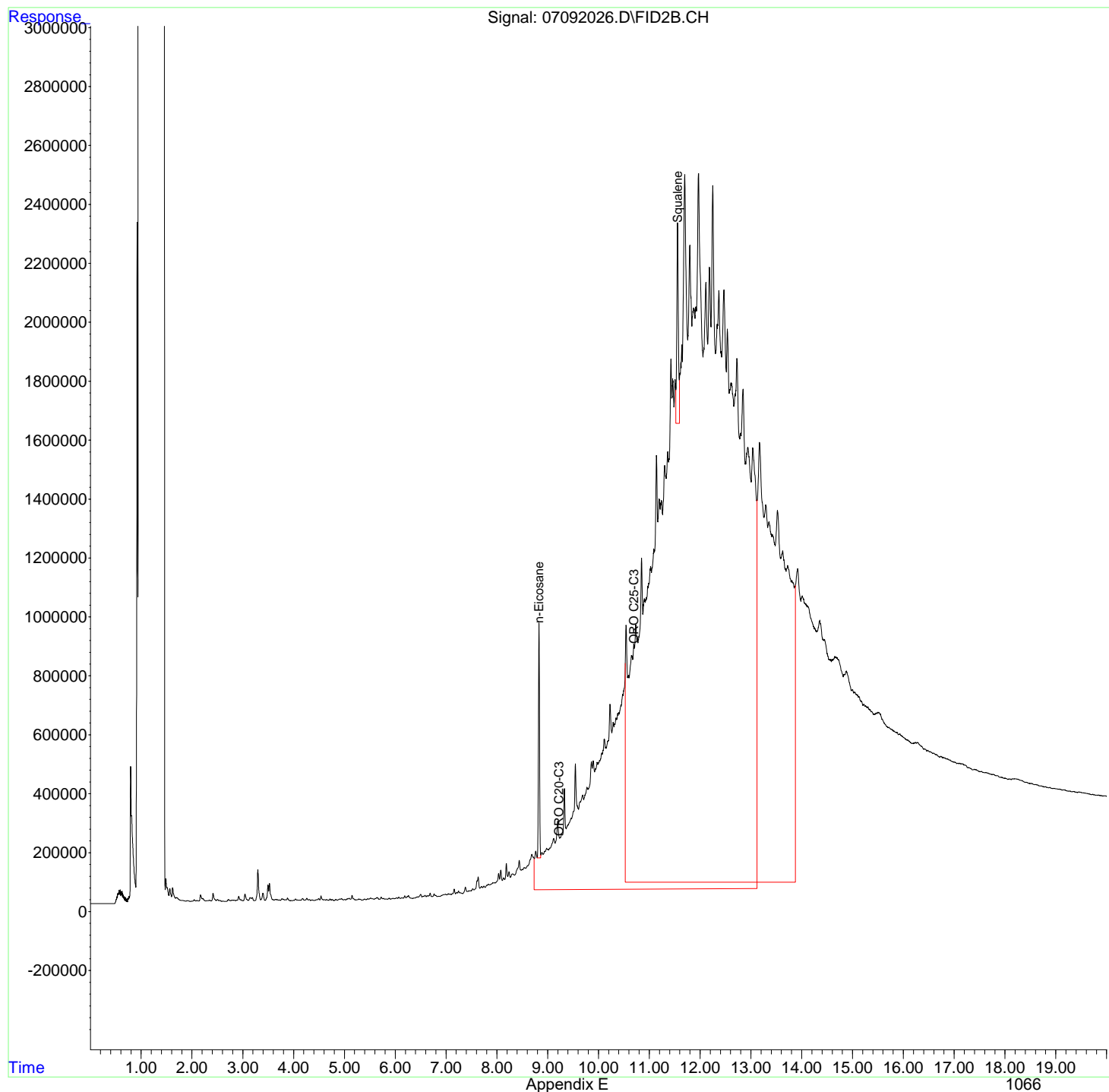
(f)=RT Delta > 1/2 Window

(m)=manual int.

Data Path : R:\2\DATA\070920\  
Data File : 07092026.D  
Signal(s) : FID2B.CH  
Acq On : 09 Jul 2020 10:58 pm  
Operator : GCSVOC-Dhiren  
Sample : 2006479-007A  
Misc :  
ALS Vial : 23 Sample Multiplier: 1

Integration File: EVENTS.E  
Quant Time: Jul 10 11:48:31 2020  
Quant Method : Z:\HPCHEM\2\METHODS\022820DRO-ORO.M  
Quant Title : DRO-ORO 09-09-15 DRO/ORO  
QLast Update : Thu Jul 09 14:01:23 2020  
Response via : Initial Calibration  
Integrator: ChemStation 6890 Scale Mode: Large solvent peaks clipped

Volume Inj. :  
Signal Phase :  
Signal Info :



Data Path : R:\2\DATA\070920\  
 Data File : 07092033.D  
 Signal(s) : FID2B.CH  
 Acq On : 10 Jul 2020 2:11 am  
 Operator : GCSVOC-Dhiren  
 Sample : CCB-070920-2  
 Misc :  
 ALS Vial : 2 Sample Multiplier: 1

Integration File: EVENTS.E  
 Quant Time: Jul 10 12:08:24 2020  
 Quant Method : Z:\HPCHEM\2\METHODS\022820DRO-ORO.M  
 Quant Title : DRO-ORO 09-09-15 DRO/ORO  
 QLast Update : Thu Jul 09 14:01:23 2020  
 Response via : Initial Calibration  
 Integrator: ChemStation 6890 Scale Mode: Large solvent peaks clipped

Volume Inj. :  
 Signal Phase :  
 Signal Info :

Compound	R.T.	Response	Conc	Units
-----				
System Monitoring Compounds				
4) S n-Eicosane	8.828	30497783	15.823	ug/mL
8) S1 Squalene	11.553	26449021	15.981	ug/mLm
Target Compounds				
1) H DRO C10-C20	0.000	0	N.D.	ug/mL
2) H DRO C10-C25	0.000	0	N.D.	ug/mL
3) H DRO C10-C28	0.000	0	N.D.	ug/mL
5) H1 ORO C20-C34	0.000	0	N.D.	ug/mL
6) H1 ORO C25-C36	0.000	0	N.D.	ug/mL
7) H1 DRO C10-C36	0.000	0	N.D.	ug/mL
-----				

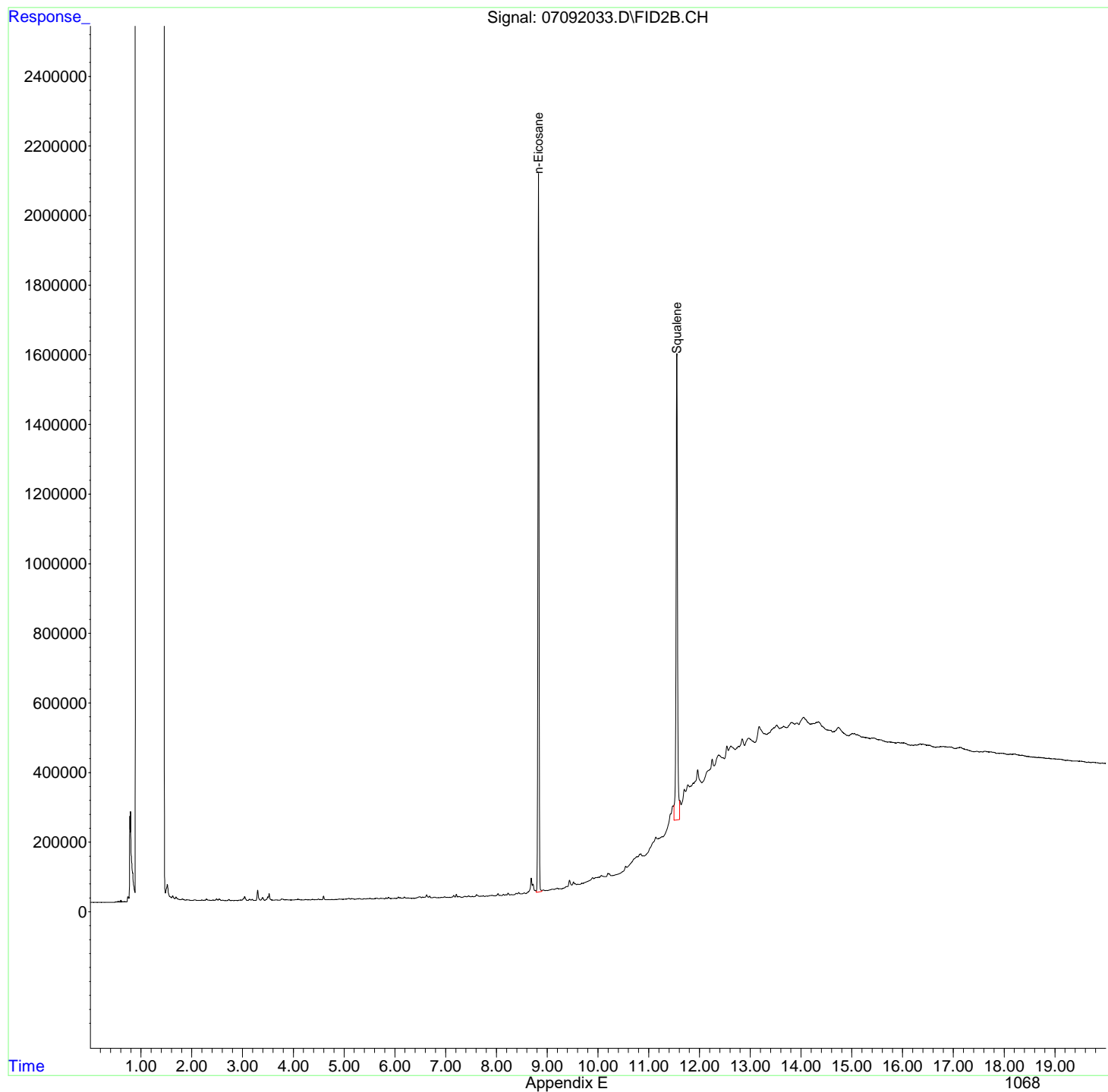
(f)=RT Delta > 1/2 Window

(m)=manual int.

Data Path : R:\2\DATA\070920\  
Data File : 07092033.D  
Signal(s) : FID2B.CH  
Acq On : 10 Jul 2020 2:11 am  
Operator : GCSVOC-Dhiren  
Sample : CCB-070920-2  
Misc :  
ALS Vial : 2 Sample Multiplier: 1

Integration File: EVENTS.E  
Quant Time: Jul 10 12:08:24 2020  
Quant Method : Z:\HPCHEM\2\METHODS\022820DRO-ORO.M  
Quant Title : DRO-ORO 09-09-15 DRO/ORO  
QLast Update : Thu Jul 09 14:01:23 2020  
Response via : Initial Calibration  
Integrator: ChemStation 6890 Scale Mode: Large solvent peaks clipped

Volume Inj. :  
Signal Phase :  
Signal Info :





Data Path : R:\2\DATA\070920\  
 Data File : 07092034.D  
 Signal(s) : FID2B.CH  
 Acq On : 10 Jul 2020 2:38 am  
 Operator : GCSVOC-Dhiren  
 Sample : CCV-DRO-070920-2  
 Misc :  
 ALS Vial : 4 Sample Multiplier: 1

Integration File: EVENTS.E  
 Quant Time: Jul 10 12:10:17 2020  
 Quant Method : Z:\HPCHEM\2\METHODS\022820DRO-ORO.M  
 Quant Title : DRO-ORO 09-09-15 DRO/ORO  
 QLast Update : Thu Jul 09 14:01:23 2020  
 Response via : Initial Calibration  
 Integrator: ChemStation 6890 Scale Mode: Large solvent peaks clipped

Volume Inj. :  
 Signal Phase :  
 Signal Info :

Min. RRF : 0.000 Min. Rel. Area : 50% Max. R.T. Dev 0.50min  
 Max. RRF Dev : 15% Max. Rel. Area : 150%

	Compound	Amount	Calc.	%Dev	Area%	Dev (Min)
1 H	DRO C10-C20	1000.000	1106.445	-10.6	0	0.00
2 H	DRO C10-C25	1000.000	1009.091	-0.9	0	0.00
3 H	DRO C10-C28	1000.000	996.733	0.3	0	0.00
5 H1	ORO C20-C34	1000.000	-92.687	109.3#	0	-9.23#
6 H1	ORO C25-C36	1000.000	-102.445	110.2#	0	-10.70#
7 H1	DRO C10-C36	1000.000	1136.327	-13.6	0	0.00
8 S1	Squalene	20.000	20.130	-0.6	0	0.00

Evaluate Continuing Calibration Report - Not Found

4 S	n-Eicosane	10.000	0.000	100.0#	0	-8.83#
5 H1	ORO C20-C34	1000.000	-92.687	109.3#	0	-9.23#
6 H1	ORO C25-C36	1000.000	-102.445	110.2#	0	-10.70#

(#) = Out of Range

SPCC's out = 0 CCC's out = 0

Data Path : R:\2\DATA\070920\  
 Data File : 07092034.D  
 Signal(s) : FID2B.CH  
 Acq On : 10 Jul 2020 2:38 am  
 Operator : GCSVOC-Dhiren  
 Sample : CCV-DRO-070920-2  
 Misc :  
 ALS Vial : 4 Sample Multiplier: 1

Integration File: EVENTS.E  
 Quant Time: Jul 10 12:10:17 2020  
 Quant Method : Z:\HPCHEM\2\METHODS\022820DRO-ORO.M  
 Quant Title : DRO-ORO 09-09-15 DRO/ORO  
 QLast Update : Thu Jul 09 14:01:23 2020  
 Response via : Initial Calibration  
 Integrator: ChemStation 6890 Scale Mode: Large solvent peaks clipped

Volume Inj. :  
 Signal Phase :  
 Signal Info :

Compound	R.T.	Response	Conc	Units
-----				
System Monitoring Compounds				
4) S n-Eicosane	0.000	0	N.D.	ug/mL
8) S1 Squalene	11.553	33006192	20.130	ug/mLm
Target Compounds				
1) H DRO C10-C20	5.050	1671527783	1106.445	ug/mLm
2) H DRO C10-C25	5.150	1774726305	1009.091	ug/mLm
3) H DRO C10-C28	6.850	1822725710	996.733	ug/mLm
5) H1 ORO C20-C34	0.000	0	N.D.	ug/mL
6) H1 ORO C25-C36	0.000	0	N.D.	ug/mL
7) H1 DRO C10-C36	8.400	2161061172	1136.327	ug/mLm
-----				

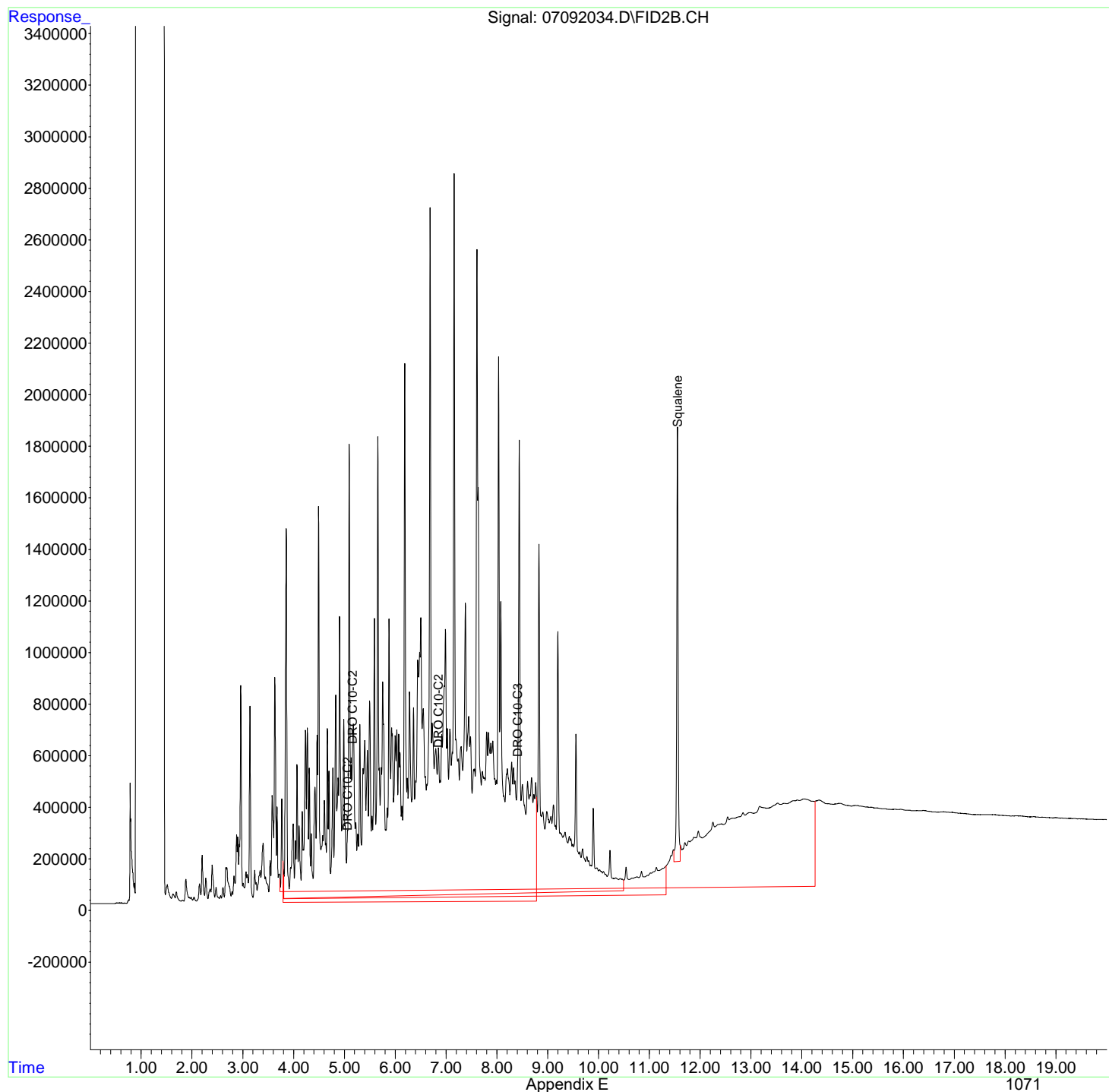
(f)=RT Delta > 1/2 Window

(m)=manual int.

Data Path : R:\2\DATA\070920\  
Data File : 07092034.D  
Signal(s) : FID2B.CH  
Acq On : 10 Jul 2020 2:38 am  
Operator : GCSVOC-Dhiren  
Sample : CCV-DRO-070920-2  
Misc :  
ALS Vial : 4 Sample Multiplier: 1

Integration File: EVENTS.E  
Quant Time: Jul 10 12:10:17 2020  
Quant Method : Z:\HPCHEM\2\METHODS\022820DRO-ORO.M  
Quant Title : DRO-ORO 09-09-15 DRO/ORO  
QLast Update : Thu Jul 09 14:01:23 2020  
Response via : Initial Calibration  
Integrator: ChemStation 6890 Scale Mode: Large solvent peaks clipped

Volume Inj. :  
Signal Phase :  
Signal Info :



Data Directory: R:\2\DATA\071520\

SampleName	MiscInfo	Vial	Multiplier	Injection Time
1) 0715200A.D PRIME		100	1.000	15 Jul 2020 8:31 am
2) 0715201B.D PRIME		100	1.000	15 Jul 2020 8:58 am
3) 0715202C.D PRIME		100	1.000	15 Jul 2020 9:25 am
4) 07152001.D RTX-071520		1	1.000	15 Jul 2020 9:53 am
5) 07152002.D CCB-071520	Data not used	2	1.000	15 Jul 2020 10:20 am
6) 07152003.D CRQL-DRO-071520		3	1.000	15 Jul 2020 10:48 am
7) 07152004.D CCV-DRO-071520		4	1.000	15 Jul 2020 11:15 am
8) 07152005.D CRQL-ORO-071520		5	1.000	15 Jul 2020 11:43 am
9) 07152006.D CCV-ORO-071520	Data not used	6	1.000	15 Jul 2020 12:10 pm
10) 07152007.D CCB-071520A	New prep	2	1.000	15 Jul 2020 12:38 pm
11) 07152008.D CCV-ORO-071520A	New prep	6	1.000	15 Jul 2020 1:05 pm
12) 07152009.D CCV-ORO-071520B	New prep	7	1.000	15 Jul 2020 1:33 pm
13) 07152010.D MB-52040		8	1.000	15 Jul 2020 2:00 pm
14) 07152011.D LCS-DRO		9	1.000	15 Jul 2020 2:28 pm
15) 07152012.D LCS-ORO		10	1.000	15 Jul 2020 2:56 pm
16) 07152013.D 2006211-014A		11	1.000	15 Jul 2020 3:23 pm
17) 07152014.D 2006219-009A		12	1.000	15 Jul 2020 3:51 pm
18) 07152015.D 2006219-010A		13	1.000	15 Jul 2020 4:19 pm
19) 07152016.D 2006244-011A		14	1.000	15 Jul 2020 4:47 pm
20) 07152017.D 2006244-012A		15	1.000	15 Jul 2020 5:14 pm
21) 07152018.D 2006244-012AMS		16	1.000	15 Jul 2020 5:42 pm

22) 07152019.D 2006244-012AMSD	17	1.000	15 Jul 2020	6:09 pm
23) 07152020.D 2006244-013A	18	1.000	15 Jul 2020	6:37 pm
24) 07152021.D 2006244-017A	19	1.000	15 Jul 2020	7:04 pm
25) 07152022.D 2006211-015A	20	1.000	15 Jul 2020	7:32 pm
26) 07152023.D 2006481-018A Reinject	21	1.000	15 Jul 2020	7:59 pm
27) 07152024.D 2006479-007A Reinjet	22	1.000	15 Jul 2020	8:27 pm
28) 07152025.D CCB-071520-1	2	1.000	15 Jul 2020	8:54 pm
29) 07152026.D CCV-DRO-071520-1	4	1.000	15 Jul 2020	9:22 pm
30) 07152027.D CCV-ORO-071520-1	6	1.000	15 Jul 2020	9:49 pm
31) 07152028.D 2006219-010A Reinjection to confi	13	1.000	15 Jul 2020	10:16 pm
32) 07152029.D CCB-071520-2	2	1.000	15 Jul 2020	10:44 pm
33) 07152030.D CCV-DRO-071520-2	4	1.000	15 Jul 2020	11:11 pm
34) 07152031.D CCV-ORO-071520-2	6	1.000	15 Jul 2020	11:39 pm

Data Path : R:\2\DATA\071520\  
 Data File : 07152001.D  
 Signal(s) : FID2B.CH  
 Acq On : 15 Jul 2020 9:53 am  
 Operator : GCSVOC-Dhiren  
 Sample : RTX-071520  
 Misc :  
 ALS Vial : 1 Sample Multiplier: 1

Integration File: EVENTS.E  
 Quant Time: Jul 15 10:17:48 2020  
 Quant Method : Z:\HPCHEM\2\METHODS\C10-40.M  
 Quant Title : Retention Time C8-40  
 QLast Update : Wed Dec 18 10:37:38 2019  
 Response via : Initial Calibration  
 Integrator: ChemStation 6890 Scale Mode: Large solvent peaks clipped

Volume Inj. :  
 Signal Phase :  
 Signal Info :

Compound	R.T.	Response	Conc Units
-----			
Target Compounds			
1) C8	2.392	167669309	2.048 ug/mL
2) C10	3.838	163896516	138.313 ug/mL
3) C12	5.094	164061528	142.436 ug/mL
4) C14	6.187	164943950	145.413 ug/mL
5) C16	7.159	167412175	150.636 ug/mL
6) C18	8.035	170513833	154.502 ug/mL
7) C20	8.830	172307350	155.723 ug/mL
8) C22	9.558	175235164	155.346 ug/mL
9) C24	10.228	176472572	152.350 ug/mL
10) C25	10.544	162474015	156.189 ug/mL
11) C26	10.849	176385205	147.530 ug/mL
12) C28	11.425	170694660	137.510 ug/mL
13) C30	11.969	159254536	128.230 ug/mL
14) C32	12.542	139628381	117.370 ug/mL
15) C34	13.174	119055691	107.656 ug/mL
16) C36	13.922	94311192	102.317 ug/mL
17) C38	14.897	68446140	97.234 ug/mL
18) C40	16.286	53825197	104.822 ug/mL
-----			

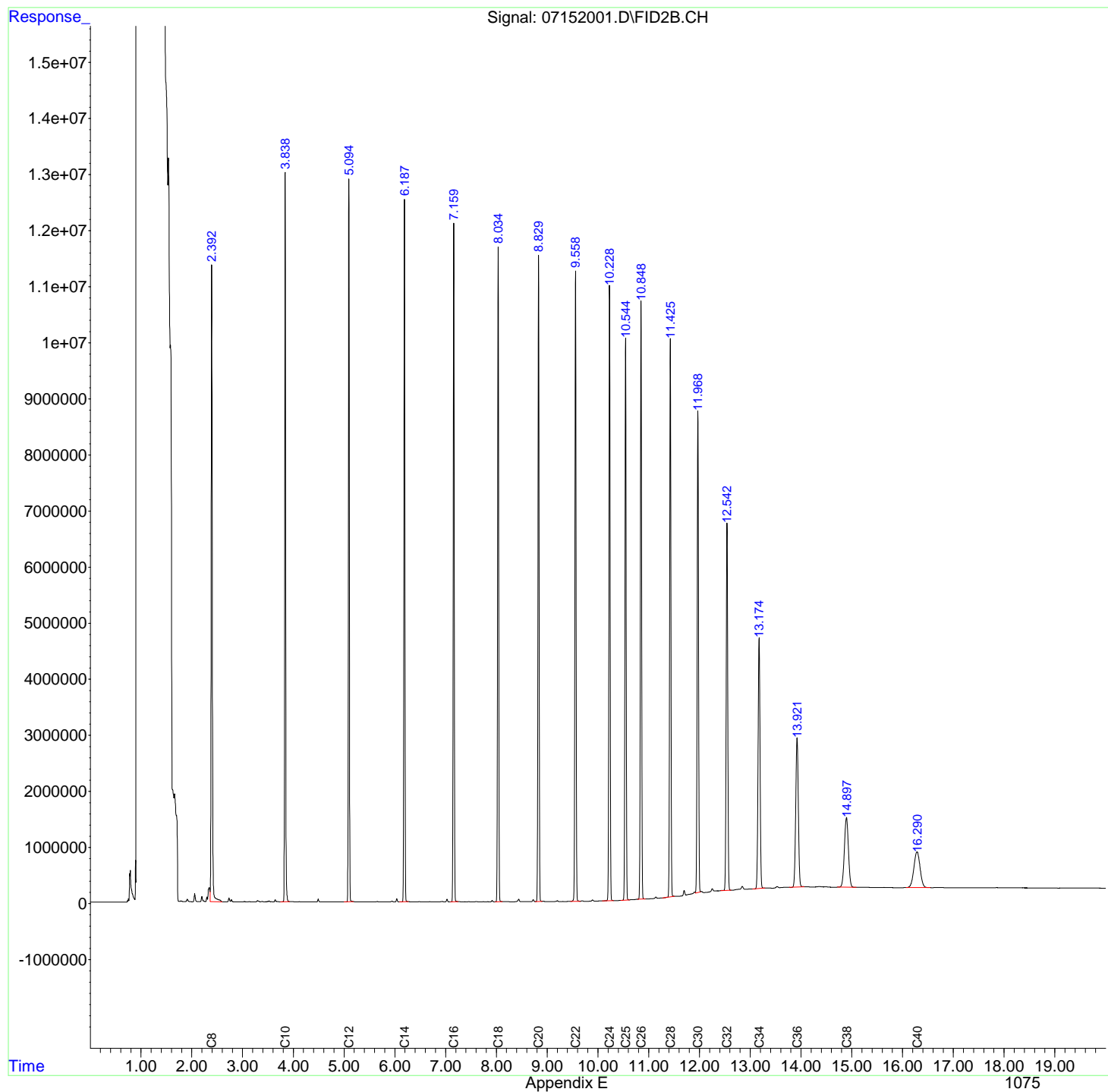
(f)=RT Delta > 1/2 Window

(m)=manual int.

Data Path : R:\2\DATA\071520\  
Data File : 07152001.D  
Signal(s) : FID2B.CH  
Acq On : 15 Jul 2020 9:53 am  
Operator : GCSVOC-Dhiren  
Sample : RTX-071520  
Misc :  
ALS Vial : 1 Sample Multiplier: 1

Integration File: EVENTS.E  
Quant Time: Jul 15 10:17:48 2020  
Quant Method : Z:\HPCHEM\2\METHODS\C10-40.M  
Quant Title : Rentention Time C8-40  
QLast Update : Wed Dec 18 10:37:38 2019  
Response via : Initial Calibration  
Integrator: ChemStation 6890 Scale Mode: Large solvent peaks clipped

Volume Inj. :  
Signal Phase :  
Signal Info :



Data Path : R:\2\DATA\071520\  
 Data File : 07152002.D  
 Signal(s) : FID2B.CH  
 Acq On : 15 Jul 2020 10:20 am  
 Operator : GCSVOC-Dhiren  
 Sample : CCB-071520  
 Misc :  
 ALS Vial : 2 Sample Multiplier: 1

Integration File: EVENTS.E  
 Quant Time: Jul 15 11:06:54 2020  
 Quant Method : Z:\HPCHEM\2\METHODS\022820DRO-ORO.M  
 Quant Title : DRO-ORO 09-09-15 DRO/ORO  
 QLast Update : Fri Feb 28 16:32:12 2020  
 Response via : Initial Calibration  
 Integrator: ChemStation 6890 Scale Mode: Large solvent peaks clipped

Volume Inj. :  
 Signal Phase :  
 Signal Info :

Compound	R.T.	Response	Conc	Units
-----				
System Monitoring Compounds				
4) S n-Eicosane	8.830	24623567	12.659	ug/mL
8) S1 Squalene	11.554	17734069	10.466	ug/mLm
Target Compounds				
1) H DRO C10-C20	0.000	0	N.D.	ug/mL
2) H DRO C10-C25	0.000	0	N.D.	ug/mL
3) H DRO C10-C28	0.000	0	N.D.	ug/mL
5) H1 ORO C20-C34	0.000	0	N.D.	ug/mL
6) H1 ORO C25-C36	0.000	0	N.D.	ug/mL
7) H1 DRO C10-C36	0.000	0	N.D.	ug/mL
-----				

(f)=RT Delta > 1/2 Window

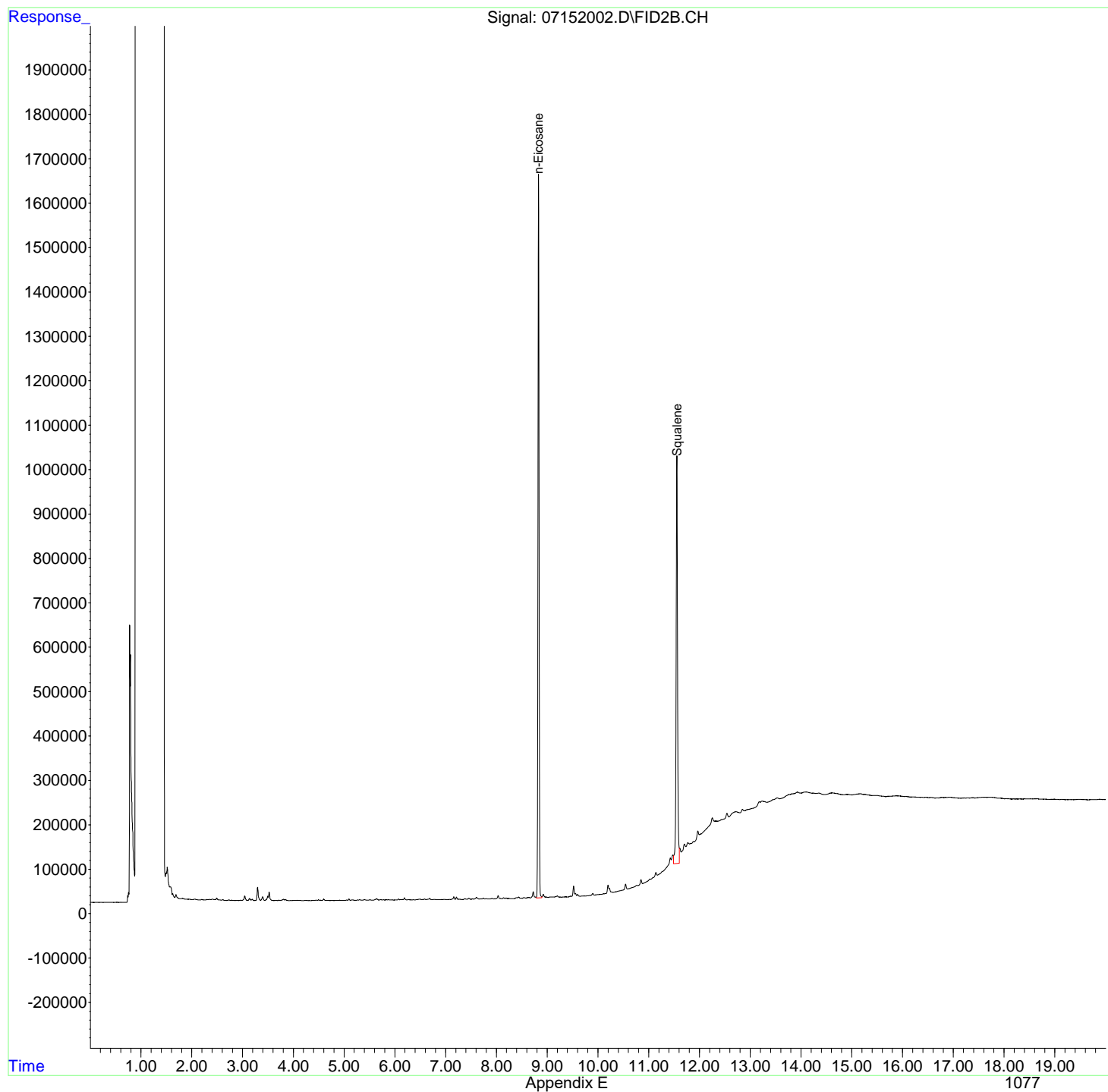
(m)=manual int.



Data Path : R:\2\DATA\071520\  
Data File : 07152002.D  
Signal(s) : FID2B.CH  
Acq On : 15 Jul 2020 10:20 am  
Operator : GCSVOC-Dhiren  
Sample : CCB-071520  
Misc :  
ALS Vial : 2 Sample Multiplier: 1

Integration File: EVENTS.E  
Quant Time: Jul 15 11:06:54 2020  
Quant Method : Z:\HPCHEM\2\METHODS\022820DRO-ORO.M  
Quant Title : DRO-ORO 09-09-15 DRO/ORO  
QLast Update : Fri Feb 28 16:32:12 2020  
Response via : Initial Calibration  
Integrator: ChemStation 6890 Scale Mode: Large solvent peaks clipped

Volume Inj. :  
Signal Phase :  
Signal Info :



Data Path : R:\2\DATA\071520\  
 Data File : 07152003.D  
 Signal(s) : FID2B.CH  
 Acq On : 15 Jul 2020 10:48 am  
 Operator : GCSVOC-Dhiren  
 Sample : CRQL-DRO-071520  
 Misc :  
 ALS Vial : 3 Sample Multiplier: 1

Integration File: EVENTS.E  
 Quant Time: Jul 15 12:10:36 2020  
 Quant Method : Z:\HPCHEM\2\METHODS\022820DRO-ORO.M  
 Quant Title : DRO-ORO 09-09-15 DRO/ORO  
 QLast Update : Fri Feb 28 16:32:12 2020  
 Response via : Initial Calibration  
 Integrator: ChemStation 6890 Scale Mode: Large solvent peaks clipped

Volume Inj. :  
 Signal Phase :  
 Signal Info :

Compound	R.T.	Response	Conc	Units
-----				
System Monitoring Compounds				
4) S n-Eicosane	0.000	0	N.D.	ug/mL
8) S1 Squalene	11.555	4428355	2.046	ug/mLm
Target Compounds				
1) H DRO C10-C20	5.050	93216174	46.297	ug/mLm
2) H DRO C10-C25	5.150	107965759	49.925	ug/mLm
3) H DRO C10-C28	6.850	126737657	52.502	ug/mLm
5) H1 ORO C20-C34	0.000	0	N.D.	ug/mL
6) H1 ORO C25-C36	0.000	0	N.D.	ug/mL
7) H1 DRO C10-C36	0.000	0	N.D.	ug/mL
-----				

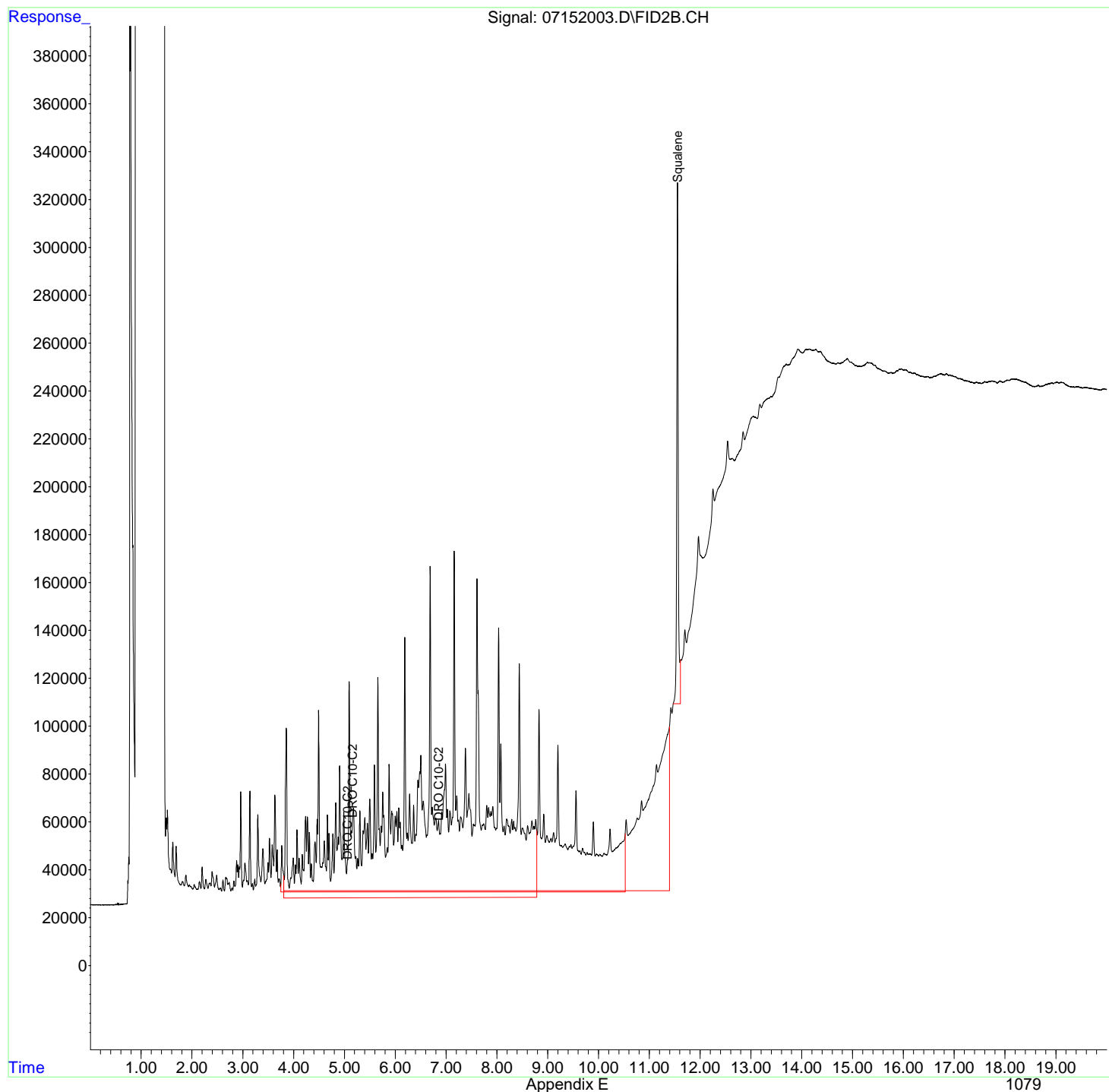
(f)=RT Delta > 1/2 Window

(m)=manual int.

Data Path : R:\2\DATA\071520\  
Data File : 07152003.D  
Signal(s) : FID2B.CH  
Acq On : 15 Jul 2020 10:48 am  
Operator : GCSVOC-Dhiren  
Sample : CRQL-DRO-071520  
Misc :  
ALS Vial : 3 Sample Multiplier: 1

Integration File: EVENTS.E  
Quant Time: Jul 15 12:10:36 2020  
Quant Method : Z:\HPCHEM\2\METHODS\022820DRO-ORO.M  
Quant Title : DRO-ORO 09-09-15 DRO/ORO  
QLast Update : Fri Feb 28 16:32:12 2020  
Response via : Initial Calibration  
Integrator: ChemStation 6890 Scale Mode: Large solvent peaks clipped

Volume Inj. :  
Signal Phase :  
Signal Info :



Data Path : R:\2\DATA\071520\  
Data File : 07152004.D  
Signal(s) : FID2B.CH  
Acq On : 15 Jul 2020 11:15 am  
Operator : GCSVOC-Dhiren  
Sample : CCV-DRO-071520  
Misc :  
ALS Vial : 4 Sample Multiplier: 1

Integration File: EVENTS.E  
Quant Time: Jul 16 09:07:27 2020  
Quant Method : Z:\HPCHEM\2\METHODS\022820DRO-ORO.M  
Quant Title : DRO-ORO 09-09-15 DRO/ORO  
QLast Update : Fri Feb 28 16:32:12 2020  
Response via : Initial Calibration  
Integrator: ChemStation 6890 Scale Mode: Large solvent peaks clipped

Volume Inj. :  
Signal Phase :  
Signal Info :

Min. RRF : 0.000 Min. Rel. Area : 50% Max. R.T. Dev 0.50min  
Max. RRF Dev : 15% Max. Rel. Area : 150%

	Compound	Amount	Calc.	%Dev	Area%	Dev (Min)
1 H	DRO C10-C20	1000.000	1033.194	-3.3	0	0.00
2 H	DRO C10-C25	1000.000	955.983	4.4	0	0.00
3 H	DRO C10-C28	1000.000	950.198	5.0	0	0.00
5 H1	ORO C20-C34	1000.000	-90.518	109.1#	0	-9.23#
6 H1	ORO C25-C36	1000.000	-100.620	110.1#	0	-10.70#
7 H1	DRO C10-C36	1000.000	1015.714	-1.6	0	0.00
8 S1	Squalene	20.000	19.595	2.0	0	0.00

Evaluate Continuing Calibration Report - Not Found

4 S	n-Eicosane	10.000	0.000	100.0#	0	-8.83#
-----	------------	--------	-------	--------	---	--------

(#) = Out of Range

SPCC's out = 0 CCC's out = 0

Data Path : R:\2\DATA\071520\  
 Data File : 07152004.D  
 Signal(s) : FID2B.CH  
 Acq On : 15 Jul 2020 11:15 am  
 Operator : GCSVOC-Dhiren  
 Sample : CCV-DRO-071520  
 Misc :  
 ALS Vial : 4 Sample Multiplier: 1

Integration File: EVENTS.E  
 Quant Time: Jul 16 09:07:27 2020  
 Quant Method : Z:\HPCHEM\2\METHODS\022820DRO-ORO.M  
 Quant Title : DRO-ORO 09-09-15 DRO/ORO  
 QLast Update : Fri Feb 28 16:32:12 2020  
 Response via : Initial Calibration  
 Integrator: ChemStation 6890 Scale Mode: Large solvent peaks clipped

Volume Inj. :  
 Signal Phase :  
 Signal Info :

Compound	R.T.	Response	Conc	Units
-----				
System Monitoring Compounds				
4) S n-Eicosane	0.000	0	N.D.	ug/mL
8) S1 Squalene	11.555	32160361	19.595	ug/mLm
Target Compounds				
1) H DRO C10-C20	5.050	1562473731	1033.194	ug/mLm
2) H DRO C10-C25	5.150	1682439344	955.983	ug/mLm
3) H DRO C10-C28	6.850	1720223907	950.198	ug/mLm
5) H1 ORO C20-C34	0.000	0	N.D.	ug/mL
6) H1 ORO C25-C36	0.000	0	N.D.	ug/mL
7) H1 DRO C10-C36	8.400	1952188009	1015.714	ug/mLm
-----				

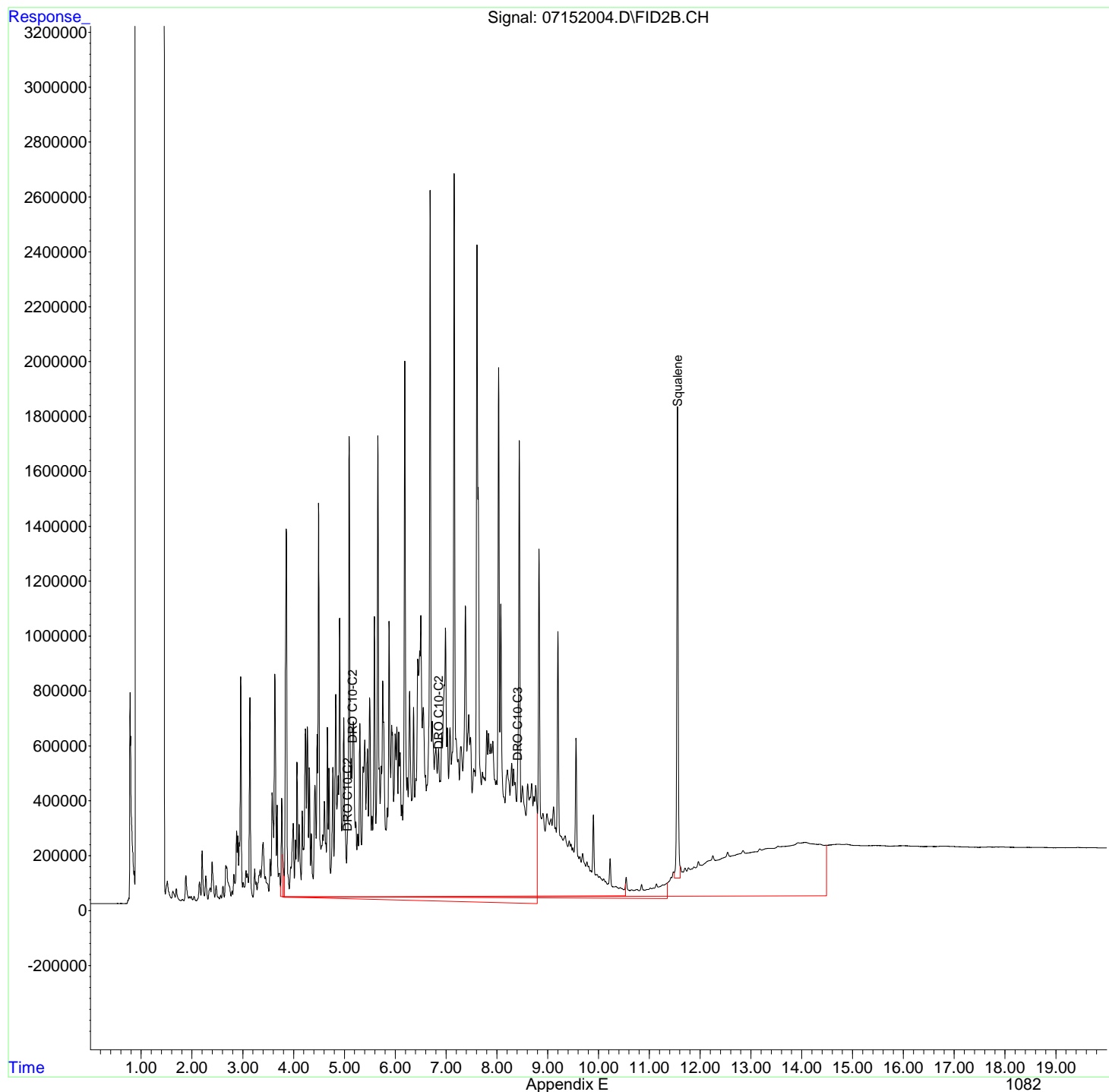
(f)=RT Delta > 1/2 Window

(m)=manual int.

Data Path : R:\2\DATA\071520\  
Data File : 07152004.D  
Signal(s) : FID2B.CH  
Acq On : 15 Jul 2020 11:15 am  
Operator : GCSVOC-Dhiren  
Sample : CCV-DRO-071520  
Misc :  
ALS Vial : 4 Sample Multiplier: 1

Integration File: EVENTS.E  
Quant Time: Jul 16 09:07:27 2020  
Quant Method : Z:\HPCHEM\2\METHODS\022820DRO-ORO.M  
Quant Title : DRO-ORO 09-09-15 DRO/ORO  
QLast Update : Fri Feb 28 16:32:12 2020  
Response via : Initial Calibration  
Integrator: ChemStation 6890 Scale Mode: Large solvent peaks clipped

Volume Inj. :  
Signal Phase :  
Signal Info :



Data Path : R:\2\DATA\071520\  
 Data File : 07152005.D  
 Signal(s) : FID2B.CH  
 Acq On : 15 Jul 2020 11:43 am  
 Operator : GCSVOC-Dhiren  
 Sample : CRQL-ORO-071520  
 Misc :  
 ALS Vial : 5 Sample Multiplier: 1

Integration File: EVENTS.E  
 Quant Time: Jul 16 09:07:05 2020  
 Quant Method : Z:\HPCHEM\2\METHODS\022820DRO-ORO.M  
 Quant Title : DRO-ORO 09-09-15 DRO/ORO  
 QLast Update : Fri Feb 28 16:32:12 2020  
 Response via : Initial Calibration  
 Integrator: ChemStation 6890 Scale Mode: Large solvent peaks clipped

Volume Inj. :  
 Signal Phase :  
 Signal Info :

Compound	R.T.	Response	Conc	Units
-----				
System Monitoring Compounds				
4) S n-Eicosane	8.829	5458534	2.337	ug/mL
8) S1 Squalene	0.000	0	N.D.	ug/mL
Target Compounds				
1) H DRO C10-C20	0.000	0	N.D.	ug/mL
2) H DRO C10-C25	0.000	0	N.D.	ug/mL
3) H DRO C10-C28	0.000	0	N.D.	ug/mL
5) H1 ORO C20-C34	9.230	333534274	218.654	ug/mLm
6) H1 ORO C25-C36	10.700	420653150	227.658	ug/mLm
7) H1 DRO C10-C36	0.000	0	N.D.	ug/mL
-----				

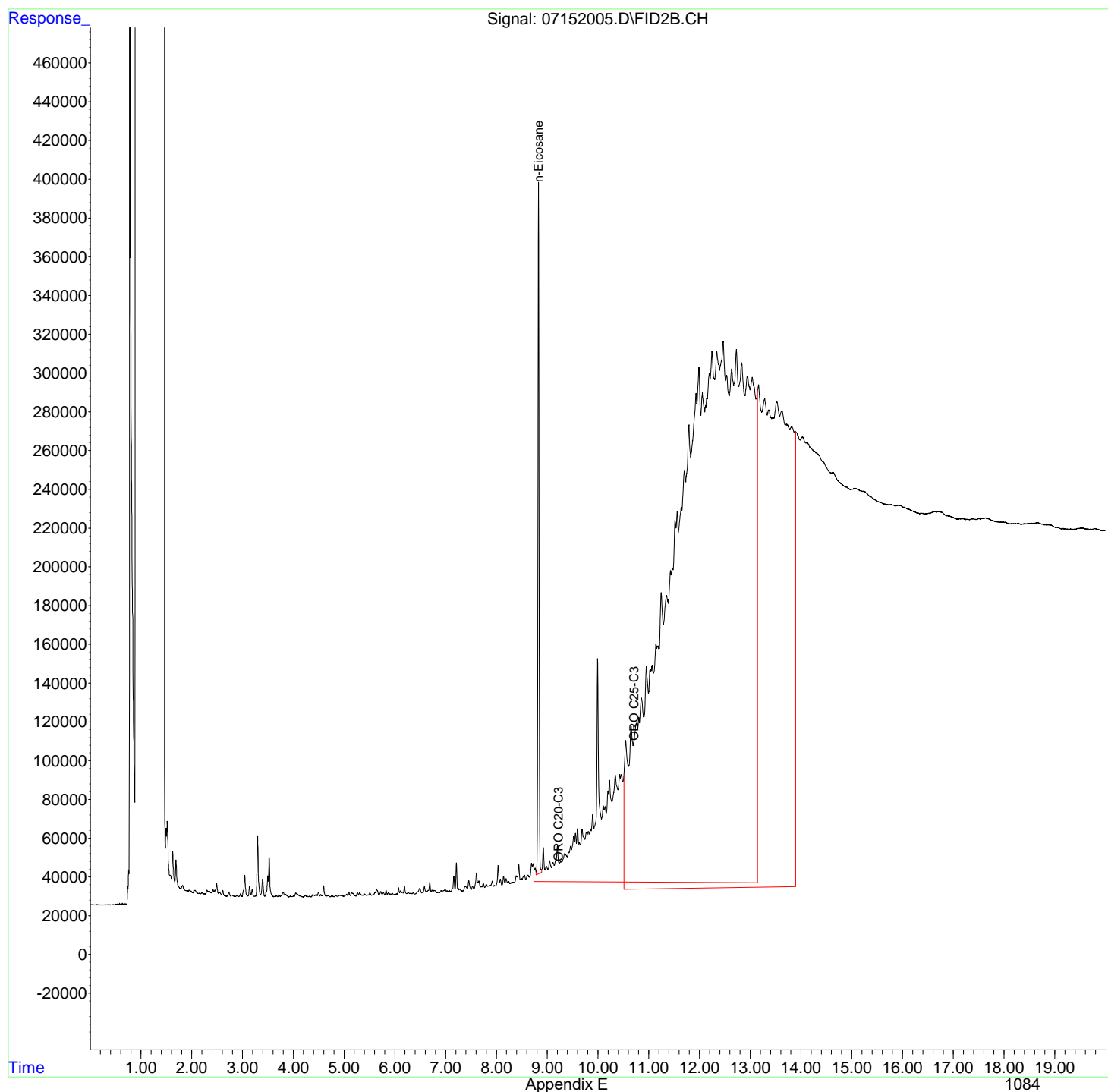
(f)=RT Delta > 1/2 Window

(m)=manual int.

Data Path : R:\2\DATA\071520\  
Data File : 07152005.D  
Signal(s) : FID2B.CH  
Acq On : 15 Jul 2020 11:43 am  
Operator : GCSVOC-Dhiren  
Sample : CRQL-ORO-071520  
Misc :  
ALS Vial : 5 Sample Multiplier: 1

Integration File: EVENTS.E  
Quant Time: Jul 16 09:07:05 2020  
Quant Method : Z:\HPCHEM\2\METHODS\022820DRO-ORO.M  
Quant Title : DRO-ORO 09-09-15 DRO/ORO  
QLast Update : Fri Feb 28 16:32:12 2020  
Response via : Initial Calibration  
Integrator: ChemStation 6890 Scale Mode: Large solvent peaks clipped

Volume Inj. :  
Signal Phase :  
Signal Info :





Data Path : R:\2\DATA\071520\  
 Data File : 07152006.D  
 Signal(s) : FID2B.CH  
 Acq On : 15 Jul 2020 12:10 pm  
 Operator : GCSVOC-Dhiren  
 Sample : CCV-ORO-071520  
 Misc :  
 ALS Vial : 6 Sample Multiplier: 1

Integration File: EVENTS.E  
 Quant Time: Jul 15 12:38:26 2020  
 Quant Method : Z:\HPCHEM\2\METHODS\022820DRO-ORO.M  
 Quant Title : DRO-ORO 09-09-15 DRO/ORO  
 QLast Update : Fri Feb 28 16:32:12 2020  
 Response via : Initial Calibration  
 Integrator: ChemStation 6890 Scale Mode: Large solvent peaks clipped

Volume Inj. :  
 Signal Phase :  
 Signal Info :

Min. RRF : 0.000 Min. Rel. Area : 50% Max. R.T. Dev 0.50min  
 Max. RRF Dev : 15% Max. Rel. Area : 150%

	Compound	Amount	Calc.	%Dev	Area%	Dev (Min)
4 S	n-Eicosane	10.000	10.749	-7.5	0	0.00
5 H1	ORO C20-C34	1000.000	853.779	14.6	0	0.00
6 H1	ORO C25-C36	1000.000	750.604	24.9#	0	0.00
7 H1	DRO C10-C36	1000.000	-110.561	111.1#	0	-8.40#

Evaluate Continuing Calibration Report - Not Finds

1 H	DRO C10-C20	1000.000	0.000	100.0#	0	-5.05#
2 H	DRO C10-C25	1000.000	0.000	100.0#	0	-5.15#
3 H	DRO C10-C28	1000.000	0.000	100.0#	0	-6.85#
8 S1	Squalene	20.000	0.000	100.0#	0	-11.56#

(#) = Out of Range

SPCC's out = 0 CCC's out = 0

Data Path : R:\2\DATA\071520\  
 Data File : 07152006.D  
 Signal(s) : FID2B.CH  
 Acq On : 15 Jul 2020 12:10 pm  
 Operator : GCSVOC-Dhiren  
 Sample : CCV-ORO-071520  
 Misc :  
 ALS Vial : 6 Sample Multiplier: 1

Integration File: EVENTS.E  
 Quant Time: Jul 15 12:38:26 2020  
 Quant Method : Z:\HPCHEM\2\METHODS\022820DRO-ORO.M  
 Quant Title : DRO-ORO 09-09-15 DRO/ORO  
 QLast Update : Fri Feb 28 16:32:12 2020  
 Response via : Initial Calibration  
 Integrator: ChemStation 6890 Scale Mode: Large solvent peaks clipped

Volume Inj. :  
 Signal Phase :  
 Signal Info :

Compound	R.T.	Response	Conc Units
-----			
System Monitoring Compounds			
4) S n-Eicosane	8.829	21076650	10.749 ug/mL
8) S1 Squalene	0.000	0	N.D. ug/mL
Target Compounds			
1) H DRO C10-C20	0.000	0	N.D. ug/mL
2) H DRO C10-C25	0.000	0	N.D. ug/mL
3) H DRO C10-C28	0.000	0	N.D. ug/mL
5) H1 ORO C20-C34	9.230	1015690300	853.779 ug/mLm
6) H1 ORO C25-C36	10.700	1088411702	750.604 ug/mLm
7) H1 DRO C10-C36	0.000	0	N.D. ug/mL
-----			

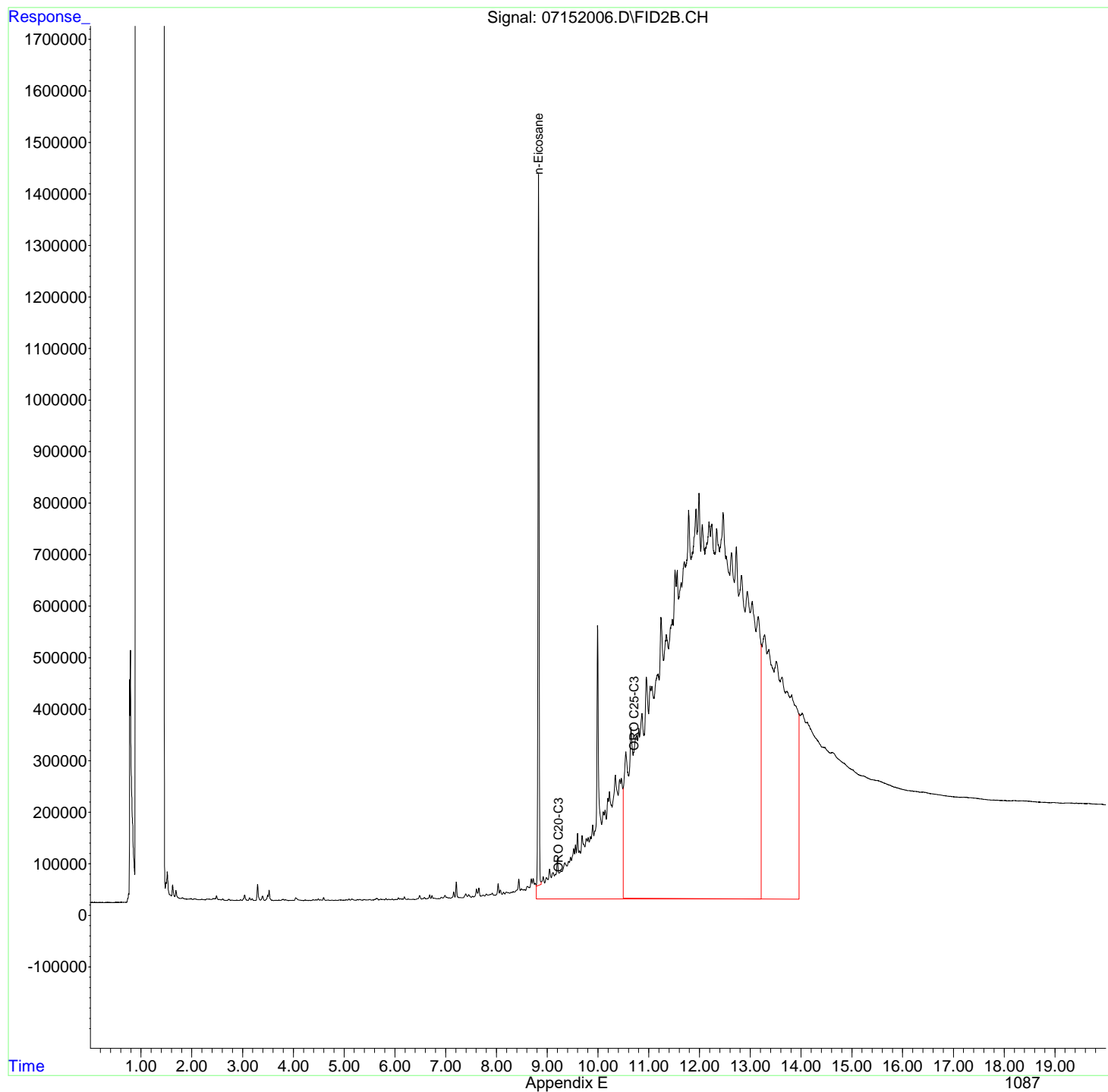
(f)=RT Delta > 1/2 Window

(m)=manual int.

Data Path : R:\2\DATA\071520\  
Data File : 07152006.D  
Signal(s) : FID2B.CH  
Acq On : 15 Jul 2020 12:10 pm  
Operator : GCSVOC-Dhiren  
Sample : CCV-ORO-071520  
Misc :  
ALS Vial : 6 Sample Multiplier: 1

Integration File: EVENTS.E  
Quant Time: Jul 15 12:38:26 2020  
Quant Method : Z:\HPCHEM\2\METHODS\022820DRO-ORO.M  
Quant Title : DRO-ORO 09-09-15 DRO/ORO  
QLast Update : Fri Feb 28 16:32:12 2020  
Response via : Initial Calibration  
Integrator: ChemStation 6890 Scale Mode: Large solvent peaks clipped

Volume Inj. :  
Signal Phase :  
Signal Info :



Data Path : R:\2\DATA\071520\  
 Data File : 07152007.D  
 Signal(s) : FID2B.CH  
 Acq On : 15 Jul 2020 12:38 pm  
 Operator : GCSVOC-Dhiren  
 Sample : CCB-071520A  
 Misc : New prep  
 ALS Vial : 2 Sample Multiplier: 1

Integration File: EVENTS.E  
 Quant Time: Jul 16 09:19:11 2020  
 Quant Method : Z:\HPCHEM\2\METHODS\022820DRO-ORO.M  
 Quant Title : DRO-ORO 09-09-15 DRO/ORO  
 QLast Update : Fri Feb 28 16:32:12 2020  
 Response via : Initial Calibration  
 Integrator: ChemStation 6890 Scale Mode: Large solvent peaks clipped

Volume Inj. :  
 Signal Phase :  
 Signal Info :

Compound	R.T.	Response	Conc	Units
-----				
System Monitoring Compounds				
4) S n-Eicosane	8.828	33506375	17.444	ug/mLm
8) S1 Squalene	11.553	24281910	14.609	ug/mLm
Target Compounds				
1) H DRO C10-C20	0.000	0	N.D.	ug/mL
2) H DRO C10-C25	0.000	0	N.D.	ug/mL
3) H DRO C10-C28	0.000	0	N.D.	ug/mL
5) H1 ORO C20-C34	0.000	0	N.D.	ug/mL
6) H1 ORO C25-C36	0.000	0	N.D.	ug/mL
7) H1 DRO C10-C36	0.000	0	N.D.	ug/mL
-----				

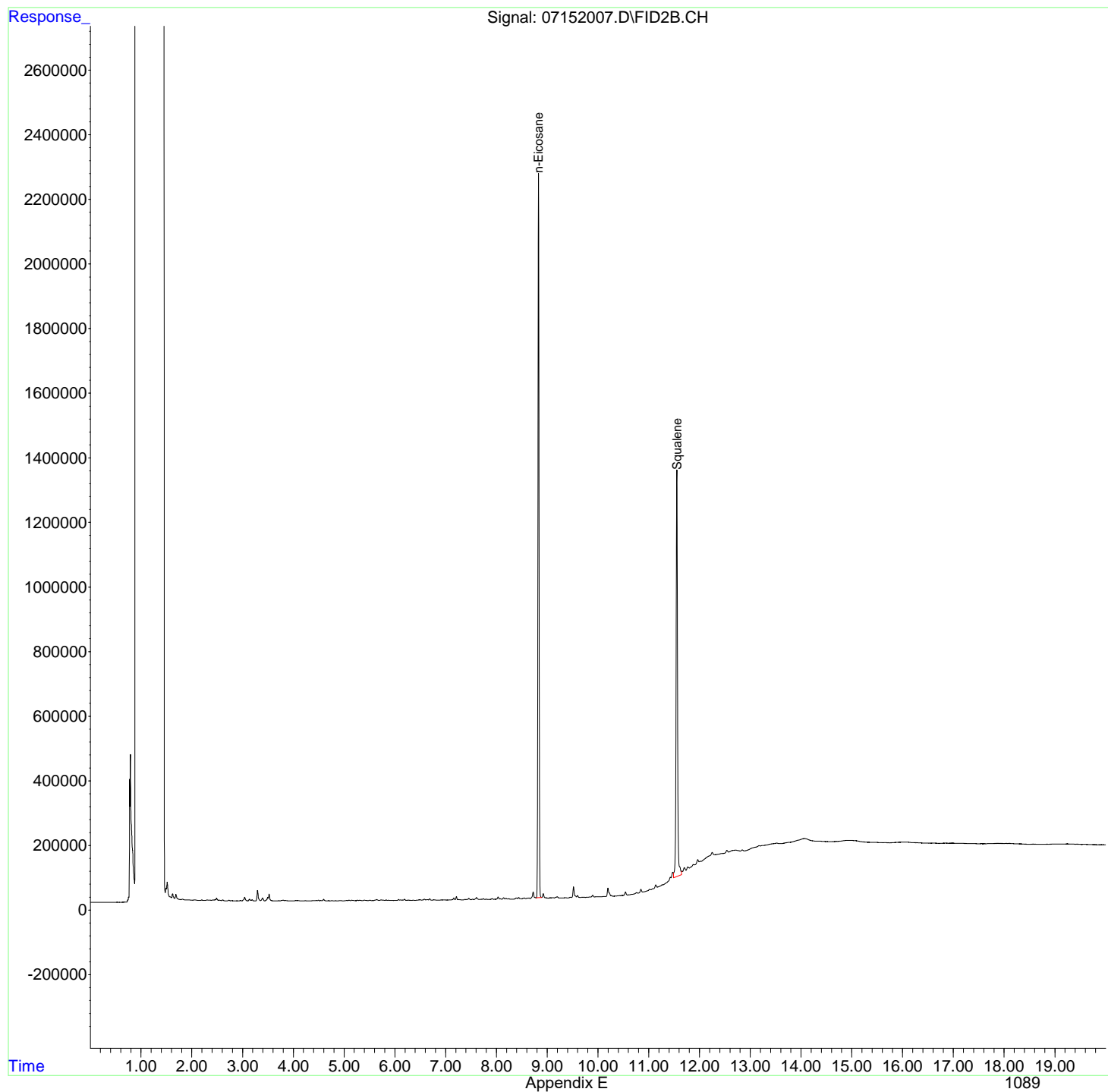
(f)=RT Delta > 1/2 Window

(m)=manual int.

Data Path : R:\2\DATA\071520\  
Data File : 07152007.D  
Signal(s) : FID2B.CH  
Acq On : 15 Jul 2020 12:38 pm  
Operator : GCSVOC-Dhiren  
Sample : CCB-071520A  
Misc : New prep  
ALS Vial : 2 Sample Multiplier: 1

Integration File: EVENTS.E  
Quant Time: Jul 16 09:19:11 2020  
Quant Method : Z:\HPCHEM\2\METHODS\022820DRO-ORO.M  
Quant Title : DRO-ORO 09-09-15 DRO/ORO  
QLast Update : Fri Feb 28 16:32:12 2020  
Response via : Initial Calibration  
Integrator: ChemStation 6890 Scale Mode: Large solvent peaks clipped

Volume Inj. :  
Signal Phase :  
Signal Info :



Data Path : R:\2\DATA\071520\  
 Data File : 07152008.D  
 Signal(s) : FID2B.CH  
 Acq On : 15 Jul 2020 1:05 pm  
 Operator : GCSVOC-Dhiren  
 Sample : CCV-ORO-071520A  
 Misc : New prep  
 ALS Vial : 6 Sample Multiplier: 1

Integration File: EVENTS.E  
 Quant Time: Jul 15 13:38:57 2020  
 Quant Method : Z:\HPCHEM\2\METHODS\022820DRO-ORO.M  
 Quant Title : DRO-ORO 09-09-15 DRO/ORO  
 QLast Update : Fri Feb 28 16:32:12 2020  
 Response via : Initial Calibration  
 Integrator: ChemStation 6890 Scale Mode: Large solvent peaks clipped

Volume Inj. :  
 Signal Phase :  
 Signal Info :

Min. RRF : 0.000 Min. Rel. Area : 50% Max. R.T. Dev 0.50min  
 Max. RRF Dev : 15% Max. Rel. Area : 150%

	Compound	Amount	Calc.	%Dev	Area%	Dev (Min)
4 S	n-Eicosane	10.000	11.675	-16.8#	0	0.00
5 H1	ORO C20-C34	1000.000	934.478	6.6	0	0.00
6 H1	ORO C25-C36	1000.000	850.812	14.9	0	0.00
7 H1	DRO C10-C36	1000.000	-108.560	110.9#	0	-8.40#

Evaluate Continuing Calibration Report - Not Finds

1 H	DRO C10-C20	1000.000	0.000	100.0#	0	-5.05#
2 H	DRO C10-C25	1000.000	0.000	100.0#	0	-5.15#
3 H	DRO C10-C28	1000.000	0.000	100.0#	0	-6.85#
8 S1	Squalene	20.000	0.000	100.0#	0	-11.56#

(#) = Out of Range

SPCC's out = 0 CCC's out = 0

Data Path : R:\2\DATA\071520\  
 Data File : 07152008.D  
 Signal(s) : FID2B.CH  
 Acq On : 15 Jul 2020 1:05 pm  
 Operator : GCSVOC-Dhiren  
 Sample : CCV-ORO-071520A  
 Misc : New prep  
 ALS Vial : 6 Sample Multiplier: 1

Integration File: EVENTS.E  
 Quant Time: Jul 15 13:38:57 2020  
 Quant Method : Z:\HPCHEM\2\METHODS\022820DRO-ORO.M  
 Quant Title : DRO-ORO 09-09-15 DRO/ORO  
 QLast Update : Fri Feb 28 16:32:12 2020  
 Response via : Initial Calibration  
 Integrator: ChemStation 6890 Scale Mode: Large solvent peaks clipped

Volume Inj. :  
 Signal Phase :  
 Signal Info :

Compound	R.T.	Response	Conc Units
-----			
System Monitoring Compounds			
4) S n-Eicosane	8.829	22796307	11.675 ug/mL
8) S1 Squalene	0.000	0	N.D. ug/mL
Target Compounds			
1) H DRO C10-C20	0.000	0	N.D. ug/mL
2) H DRO C10-C25	0.000	0	N.D. ug/mL
3) H DRO C10-C28	0.000	0	N.D. ug/mL
5) H1 ORO C20-C34	9.230	1102365047	934.478 ug/mLm
6) H1 ORO C25-C36	10.700	1216369902	850.812 ug/mLm
7) H1 DRO C10-C36	0.000	0	N.D. ug/mL
-----			

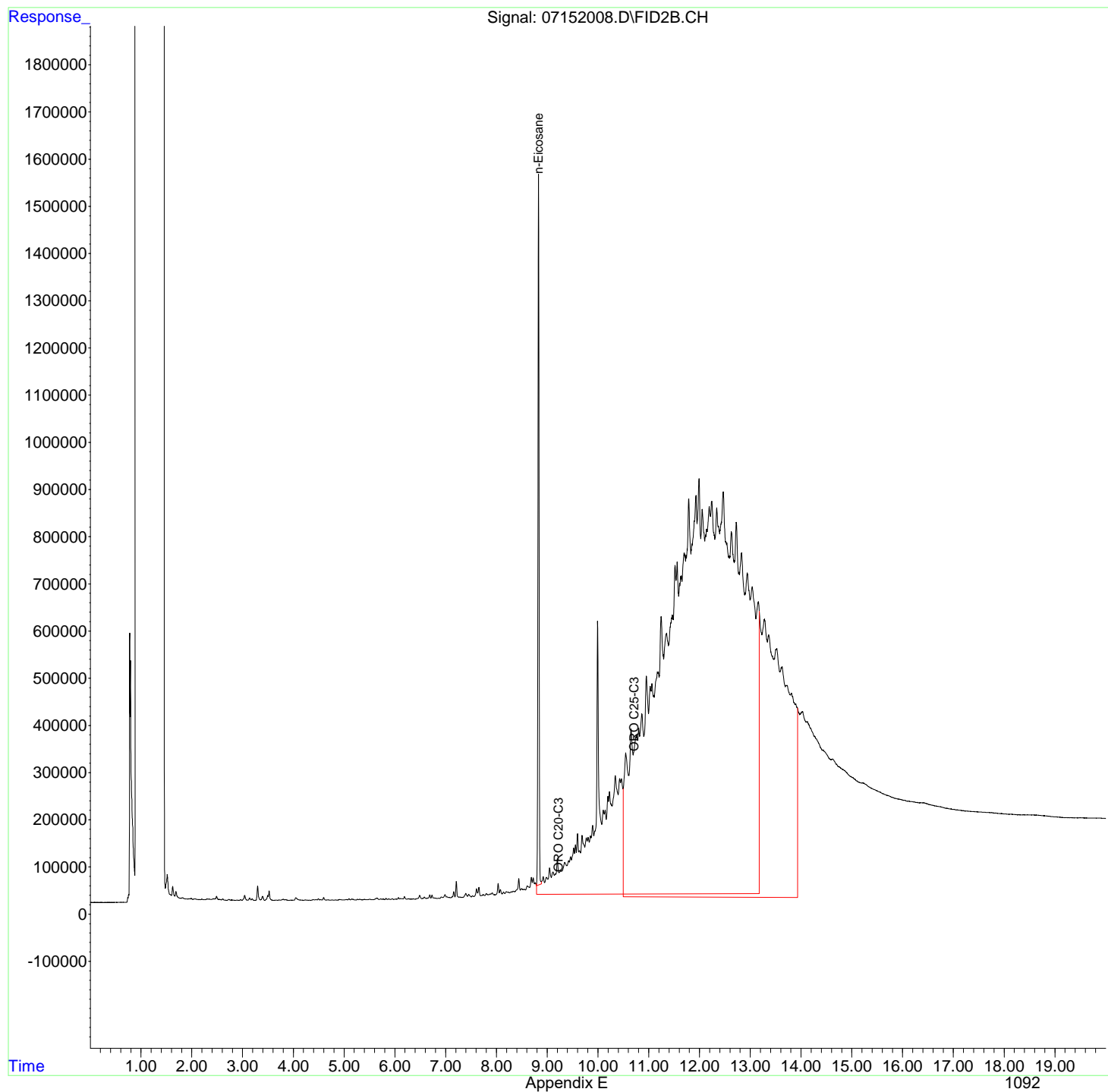
(f)=RT Delta > 1/2 Window

(m)=manual int.

Data Path : R:\2\DATA\071520\  
Data File : 07152008.D  
Signal(s) : FID2B.CH  
Acq On : 15 Jul 2020 1:05 pm  
Operator : GCSVOC-Dhiren  
Sample : CCV-ORO-071520A  
Misc : New prep  
ALS Vial : 6 Sample Multiplier: 1

Integration File: EVENTS.E  
Quant Time: Jul 15 13:38:57 2020  
Quant Method : Z:\HPCHEM\2\METHODS\022820DRO-ORO.M  
Quant Title : DRO-ORO 09-09-15 DRO/ORO  
QLast Update : Fri Feb 28 16:32:12 2020  
Response via : Initial Calibration  
Integrator: ChemStation 6890 Scale Mode: Large solvent peaks clipped

Volume Inj. :  
Signal Phase :  
Signal Info :





Data Path : R:\2\DATA\071520\  
Data File : 07152009.D  
Signal(s) : FID2B.CH  
Acq On : 15 Jul 2020 1:33 pm  
Operator : GCSVOC-Dhiren  
Sample : CCV-ORO-071520B  
Misc : New prep  
ALS Vial : 7 Sample Multiplier: 1

Integration File: EVENTS.E  
Quant Time: Jul 15 14:02:40 2020  
Quant Method : Z:\HPCHEM\2\METHODS\022820DRO-ORO.M  
Quant Title : DRO-ORO 09-09-15 DRO/ORO  
QLast Update : Fri Feb 28 16:32:12 2020  
Response via : Initial Calibration  
Integrator: ChemStation 6890 Scale Mode: Large solvent peaks clipped

Volume Inj. :  
Signal Phase :  
Signal Info :

Min. RRF : 0.000 Min. Rel. Area : 50% Max. R.T. Dev 0.50min  
Max. RRF Dev : 15% Max. Rel. Area : 150%

	Compound	Amount	Calc.	%Dev	Area%	Dev (Min)
4 S	n-Eicosane	10.000	11.805	-18.0#	0	0.00
5 H1	ORO C20-C34	1000.000	892.189	10.8	0	0.00
6 H1	ORO C25-C36	1000.000	802.533	19.7#	0	0.00
7 H1	DRO C10-C36	1000.000	-110.450	111.0#	0	-8.40#

## Evaluate Continuing Calibration Report - Not Finds

1 H	DRO C10-C20	1000.000	0.000	100.0#	0	-5.05#
2 H	DRO C10-C25	1000.000	0.000	100.0#	0	-5.15#
3 H	DRO C10-C28	1000.000	0.000	100.0#	0	-6.85#
8 S1	Squalene	20.000	0.000	100.0#	0	-11.56#

(#) = Out of Range

SPCC's out = 0 CCC's out = 0

Data Path : R:\2\DATA\071520\  
 Data File : 07152009.D  
 Signal(s) : FID2B.CH  
 Acq On : 15 Jul 2020 1:33 pm  
 Operator : GCSVOC-Dhiren  
 Sample : CCV-ORO-071520B  
 Misc : New prep  
 ALS Vial : 7 Sample Multiplier: 1

Integration File: EVENTS.E  
 Quant Time: Jul 15 14:02:40 2020  
 Quant Method : Z:\HPCHEM\2\METHODS\022820DRO-ORO.M  
 Quant Title : DRO-ORO 09-09-15 DRO/ORO  
 QLast Update : Fri Feb 28 16:32:12 2020  
 Response via : Initial Calibration  
 Integrator: ChemStation 6890 Scale Mode: Large solvent peaks clipped

Volume Inj. :  
 Signal Phase :  
 Signal Info :

Compound	R.T.	Response	Conc Units
-----			
System Monitoring Compounds			
4) S n-Eicosane	8.829	23037433	11.805 ug/mL
8) S1 Squalene	0.000	0	N.D. ug/mL
Target Compounds			
1) H DRO C10-C20	0.000	0	N.D. ug/mL
2) H DRO C10-C25	0.000	0	N.D. ug/mL
3) H DRO C10-C28	0.000	0	N.D. ug/mL
5) H1 ORO C20-C34	9.230	1056944316	892.189 ug/mLm
6) H1 ORO C25-C36	10.700	1154721495	802.533 ug/mLm
7) H1 DRO C10-C36	0.000	0	N.D. ug/mL
-----			

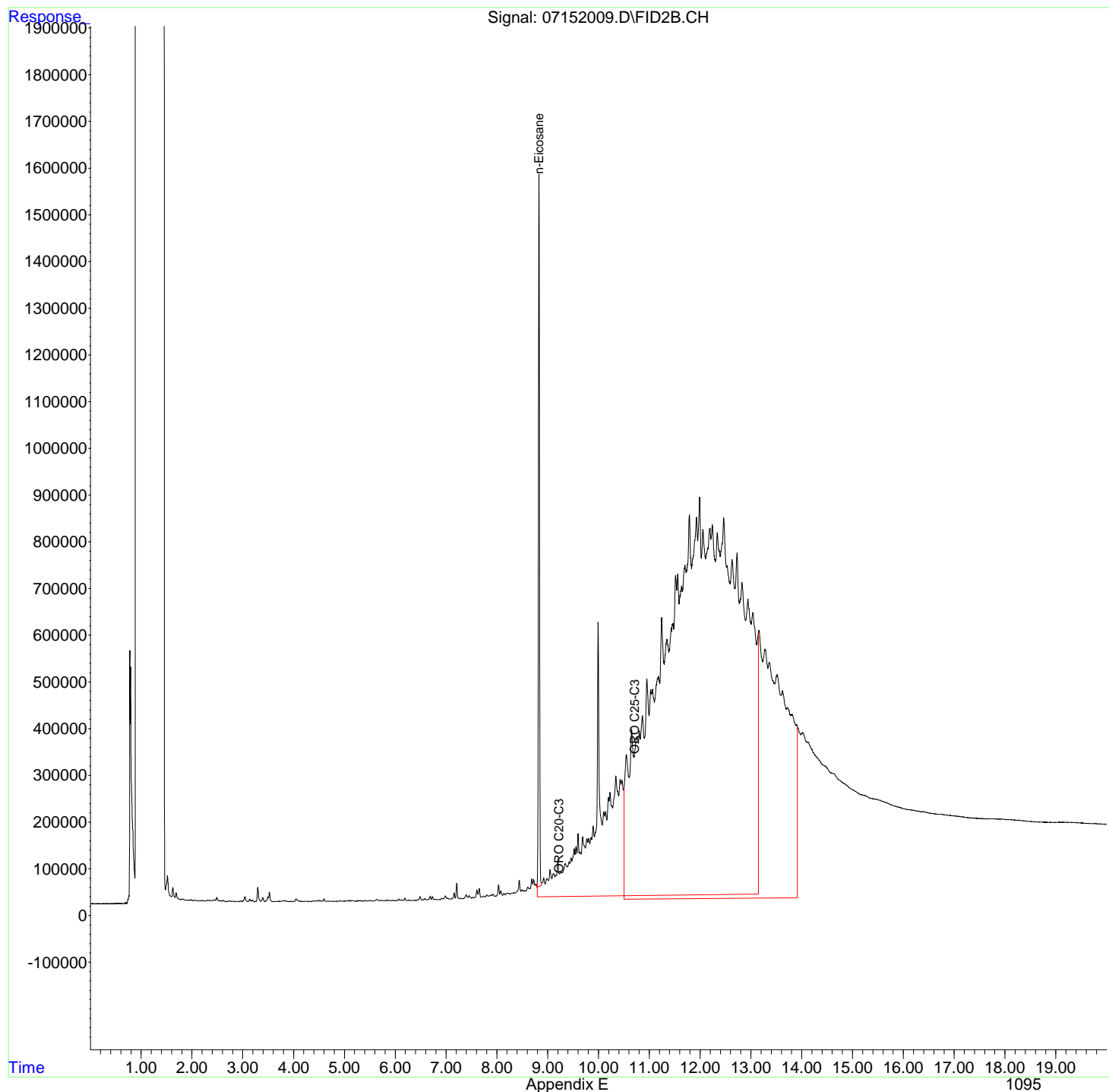
(f)=RT Delta > 1/2 Window

(m)=manual int.

Data Path : R:\2\DATA\071520\  
Data File : 07152009.D  
Signal(s) : FID2B.CH  
Acq On : 15 Jul 2020 1:33 pm  
Operator : GCSVOC-Dhiren  
Sample : CCV-ORO-071520B  
Misc : New prep  
ALS Vial : 7 Sample Multiplier: 1

Integration File: EVENTS.E  
Quant Time: Jul 15 14:02:40 2020  
Quant Method : Z:\HPCHEM\2\METHODS\022820DRO-ORO.M  
Quant Title : DRO-ORO 09-09-15 DRO/ORO  
QLast Update : Fri Feb 28 16:32:12 2020  
Response via : Initial Calibration  
Integrator: ChemStation 6890 Scale Mode: Large solvent peaks clipped

Volume Inj. :  
Signal Phase :  
Signal Info :



Data Path : R:\2\DATA\071520\  
 Data File : 07152010.D  
 Signal(s) : FID2B.CH  
 Acq On : 15 Jul 2020 2:00 pm  
 Operator : GCSVOC-Dhiren  
 Sample : MB-52040  
 Misc :  
 ALS Vial : 8 Sample Multiplier: 1

Integration File: EVENTS.E  
 Quant Time: Jul 15 14:50:32 2020  
 Quant Method : Z:\HPCHEM\2\METHODS\022820DRO-ORO.M  
 Quant Title : DRO-ORO 09-09-15 DRO/ORO  
 QLast Update : Fri Feb 28 16:32:12 2020  
 Response via : Initial Calibration  
 Integrator: ChemStation 6890 Scale Mode: Large solvent peaks clipped

Volume Inj. :  
 Signal Phase :  
 Signal Info :

Compound	R.T.	Response	Conc	Units
-----				
System Monitoring Compounds				
4) S n-Eicosane	8.829	36934845	19.290	ug/mL
8) S1 Squalene	11.555	35405539	21.648	ug/mLm
Target Compounds				
1) H DRO C10-C20	0.000	0	N.D.	ug/mL
2) H DRO C10-C25	0.000	0	N.D.	ug/mL
3) H DRO C10-C28	0.000	0	N.D.	ug/mL
5) H1 ORO C20-C34	0.000	0	N.D.	ug/mL
6) H1 ORO C25-C36	0.000	0	N.D.	ug/mL
7) H1 DRO C10-C36	0.000	0	N.D.	ug/mL
-----				

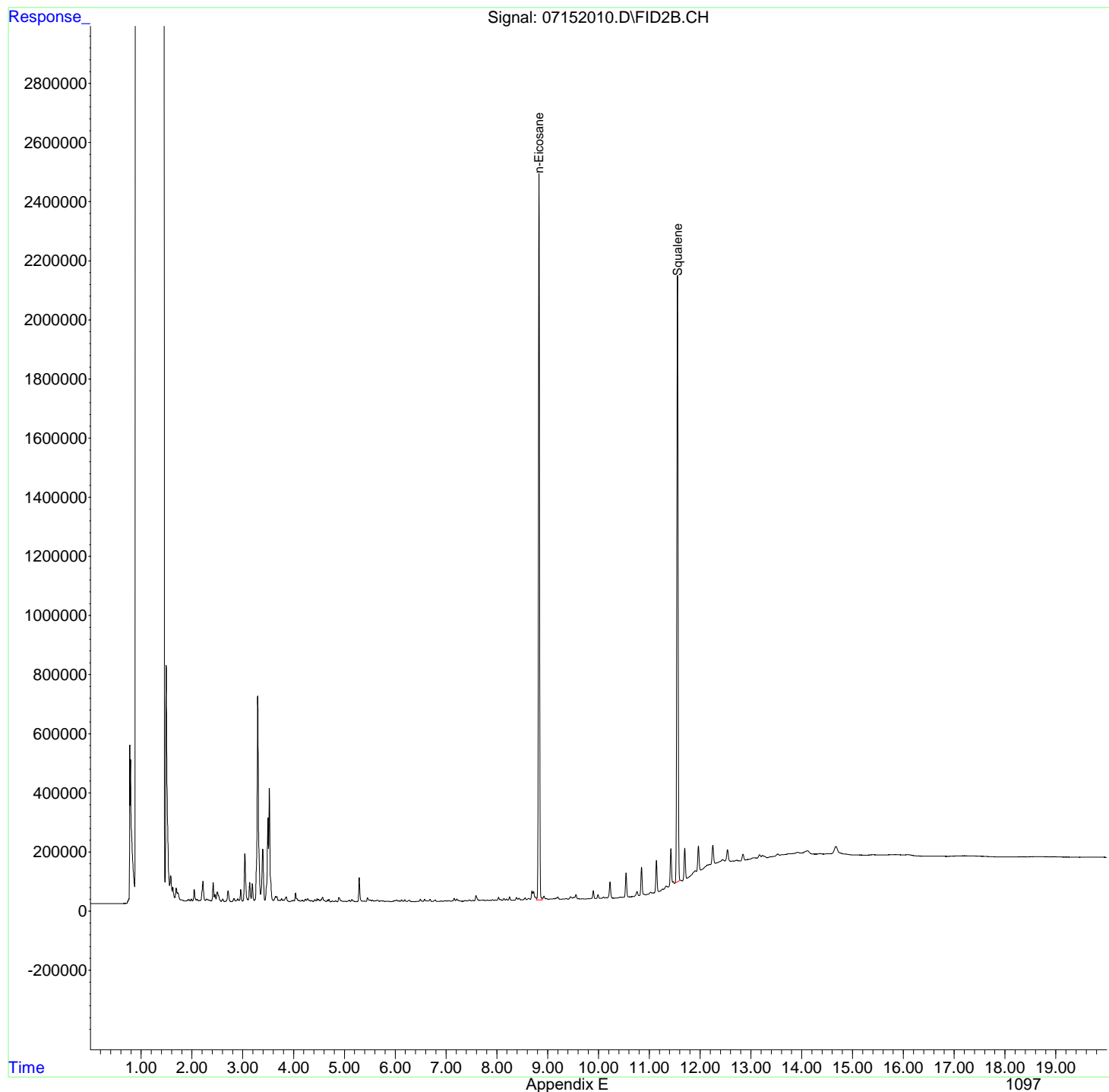
(f)=RT Delta > 1/2 Window

(m)=manual int.

Data Path : R:\2\DATA\071520\  
Data File : 07152010.D  
Signal(s) : FID2B.CH  
Acq On : 15 Jul 2020 2:00 pm  
Operator : GCSVOC-Dhiren  
Sample : MB-52040  
Misc :  
ALS Vial : 8 Sample Multiplier: 1

Integration File: EVENTS.E  
Quant Time: Jul 15 14:50:32 2020  
Quant Method : Z:\HPCHEM\2\METHODS\022820DRO-ORO.M  
Quant Title : DRO-ORO 09-09-15 DRO/ORO  
QLast Update : Fri Feb 28 16:32:12 2020  
Response via : Initial Calibration  
Integrator: ChemStation 6890 Scale Mode: Large solvent peaks clipped

Volume Inj. :  
Signal Phase :  
Signal Info :



Data Path : R:\2\DATA\071520\  
 Data File : 07152011.D  
 Signal(s) : FID2B.CH  
 Acq On : 15 Jul 2020 2:28 pm  
 Operator : GCSVOC-Dhiren  
 Sample : LCS-DRO  
 Misc :  
 ALS Vial : 9 Sample Multiplier: 1

Integration File: EVENTS.E  
 Quant Time: Jul 16 09:05:11 2020  
 Quant Method : Z:\HPCHEM\2\METHODS\022820DRO-ORO.M  
 Quant Title : DRO-ORO 09-09-15 DRO/ORO  
 QLast Update : Thu Jul 16 09:03:43 2020  
 Response via : Initial Calibration  
 Integrator: ChemStation 6890 Scale Mode: Large solvent peaks clipped

Volume Inj. :  
 Signal Phase :  
 Signal Info :

Compound	R.T.	Response	Conc Units
-----			
System Monitoring Compounds			
4) S n-Eicosane	8.825	43028520	21.430 ug/mLm
8) S1 Squalene	11.551	37118619	21.314 ug/mL
Target Compounds			
1) H DRO C10-C20	5.050	757959396	492.803 ug/mLm
2) H DRO C10-C25	5.150	846343339	474.837 ug/mLm
3) H DRO C10-C28	6.850	840324807	454.504 ug/mLm
5) H1 ORO C20-C34	0.000	0	N.D. ug/mL
6) H1 ORO C25-C36	0.000	0	N.D. ug/mL
7) H1 DRO C10-C36	0.000	0	N.D. ug/mL
-----			

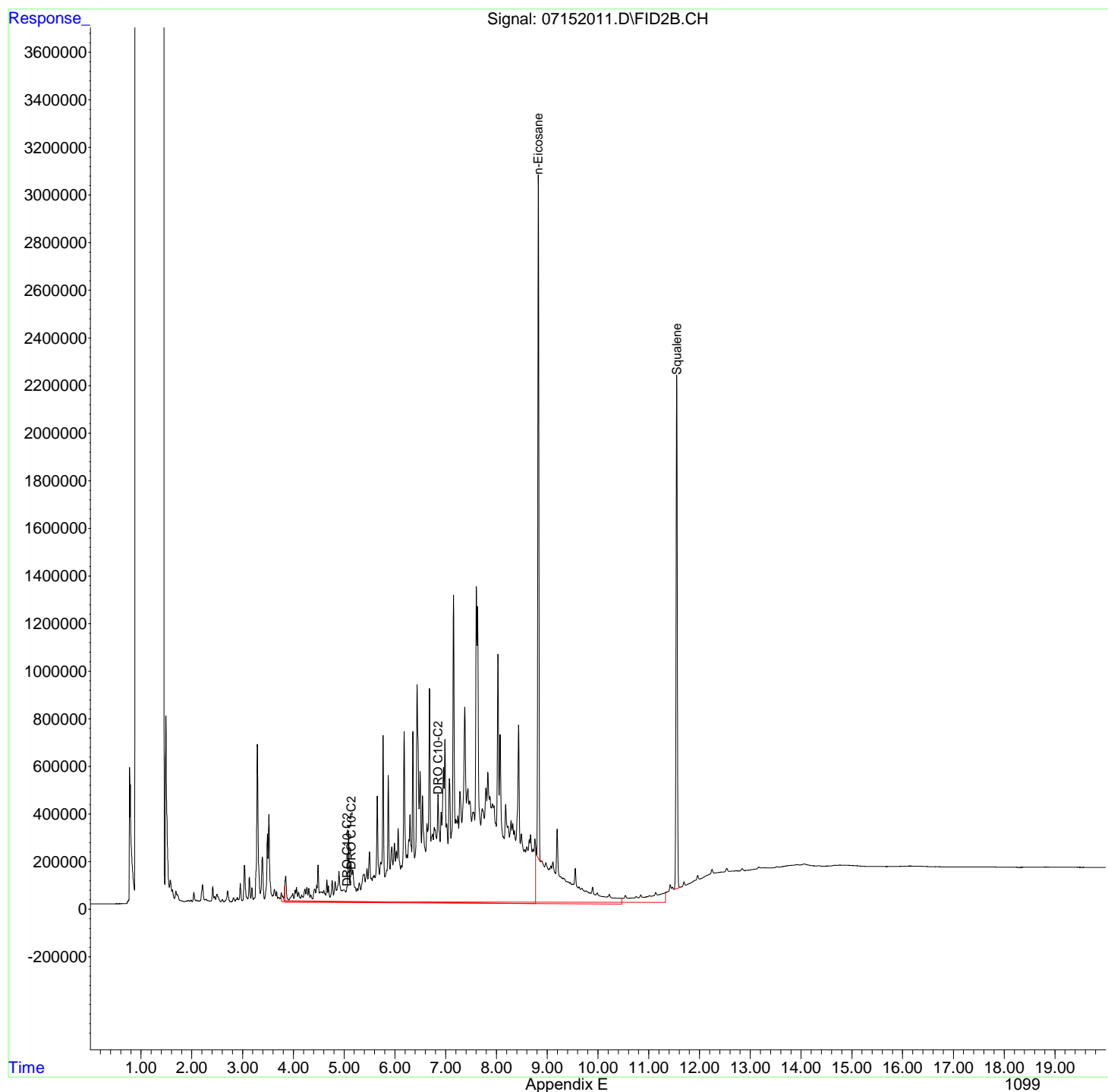
(f)=RT Delta > 1/2 Window

(m)=manual int.

Data Path : R:\2\DATA\071520\  
Data File : 07152011.D  
Signal(s) : FID2B.CH  
Acq On : 15 Jul 2020 2:28 pm  
Operator : GCSVOC-Dhiren  
Sample : LCS-DRO  
Misc :  
ALS Vial : 9 Sample Multiplier: 1

Integration File: EVENTS.E  
Quant Time: Jul 16 09:05:11 2020  
Quant Method : Z:\HPCHEM\2\METHODS\022820DRO-ORO.M  
Quant Title : DRO-ORO 09-09-15 DRO/ORO  
QLast Update : Thu Jul 16 09:03:43 2020  
Response via : Initial Calibration  
Integrator: ChemStation 6890 Scale Mode: Large solvent peaks clipped

Volume Inj. :  
Signal Phase :  
Signal Info :



Data Path : R:\2\DATA\071520\  
 Data File : 07152012.D  
 Signal(s) : FID2B.CH  
 Acq On : 15 Jul 2020 2:56 pm  
 Operator : GCSVOC-Dhiren  
 Sample : LCS-ORO  
 Misc :  
 ALS Vial : 10 Sample Multiplier: 1

Integration File: EVENTS.E  
 Quant Time: Jul 15 15:28:16 2020  
 Quant Method : Z:\HPCHEM\2\METHODS\022820DRO-ORO.M  
 Quant Title : DRO-ORO 09-09-15 DRO/ORO  
 QLast Update : Fri Feb 28 16:32:12 2020  
 Response via : Initial Calibration  
 Integrator: ChemStation 6890 Scale Mode: Large solvent peaks clipped

Volume Inj. :  
 Signal Phase :  
 Signal Info :

Compound	R.T.	Response	Conc Units
-----			
System Monitoring Compounds			
4) S n-Eicosane	8.824	38679649	20.230 ug/mL
8) S1 Squalene	11.549	38776193	23.781 ug/mLm
Target Compounds			
1) H DRO C10-C20	0.000	0	N.D. ug/mL
2) H DRO C10-C25	0.000	0	N.D. ug/mL
3) H DRO C10-C28	0.000	0	N.D. ug/mL
5) H1 ORO C20-C34	9.230	885054432	732.150 ug/mLm
6) H1 ORO C25-C36	10.700	938982379	633.580 ug/mLm
7) H1 DRO C10-C36	0.000	0	N.D. ug/mL
-----			

(f)=RT Delta > 1/2 Window

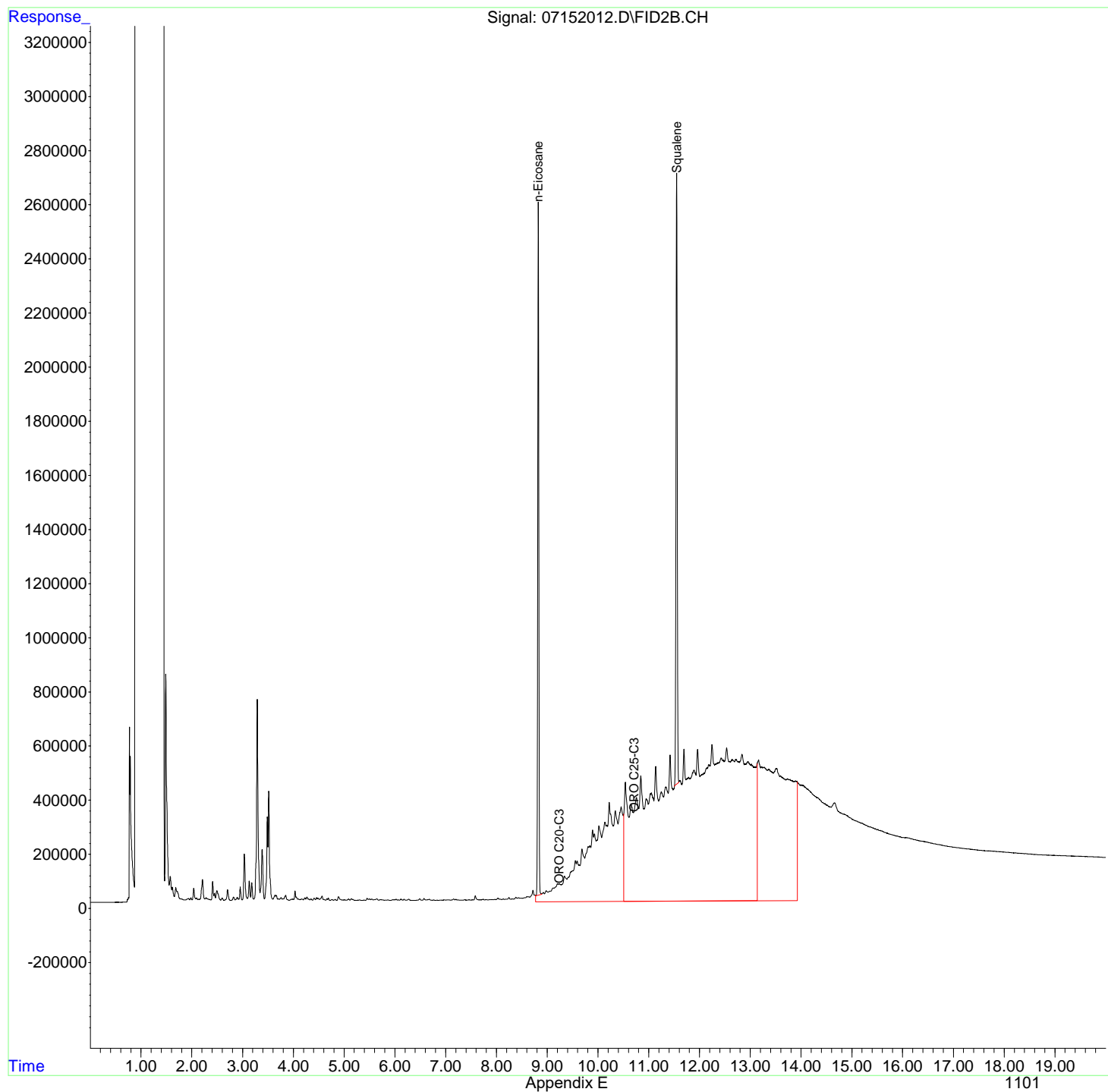
(m)=manual int.



Data Path : R:\2\DATA\071520\  
Data File : 07152012.D  
Signal(s) : FID2B.CH  
Acq On : 15 Jul 2020 2:56 pm  
Operator : GCSVOC-Dhiren  
Sample : LCS-ORO  
Misc :  
ALS Vial : 10 Sample Multiplier: 1

Integration File: EVENTS.E  
Quant Time: Jul 15 15:28:16 2020  
Quant Method : Z:\HPCHEM\2\METHODS\022820DRO-ORO.M  
Quant Title : DRO-ORO 09-09-15 DRO/ORO  
QLast Update : Fri Feb 28 16:32:12 2020  
Response via : Initial Calibration  
Integrator: ChemStation 6890 Scale Mode: Large solvent peaks clipped

Volume Inj. :  
Signal Phase :  
Signal Info :



Data Path : R:\2\DATA\071520\  
 Data File : 07152017.D  
 Signal(s) : FID2B.CH  
 Acq On : 15 Jul 2020 5:14 pm  
 Operator : GCSVOC-Dhiren  
 Sample : 2006244-012A  
 Misc :  
 ALS Vial : 15 Sample Multiplier: 1

Integration File: EVENTS.E  
 Quant Time: Jul 16 08:56:13 2020  
 Quant Method : Z:\HPCHEM\2\METHODS\022820DRO-ORO.M  
 Quant Title : DRO-ORO 09-09-15 DRO/ORO  
 QLast Update : Fri Feb 28 16:32:12 2020  
 Response via : Initial Calibration  
 Integrator: ChemStation 6890 Scale Mode: Large solvent peaks clipped

Volume Inj. :  
 Signal Phase :  
 Signal Info :

Compound	R.T.	Response	Conc Units
-----			
System Monitoring Compounds			
4) S n-Eicosane	8.828	35998286	18.786 ug/mLm
8) S1 Squalene	11.555	40470698	24.853 ug/mLm
Target Compounds			
1) H DRO C10-C20	0.000	0	N.D. ug/mL
2) H DRO C10-C25	0.000	0	N.D. ug/mL
3) H DRO C10-C28	0.000	0	N.D. ug/mL
5) H1 ORO C20-C34	9.230	1619119229	1415.605 ug/mLm
6) H1 ORO C25-C36	10.700	1859240275	1354.267 ug/mLm
7) H1 DRO C10-C36	0.000	0	N.D. ug/mL
-----			

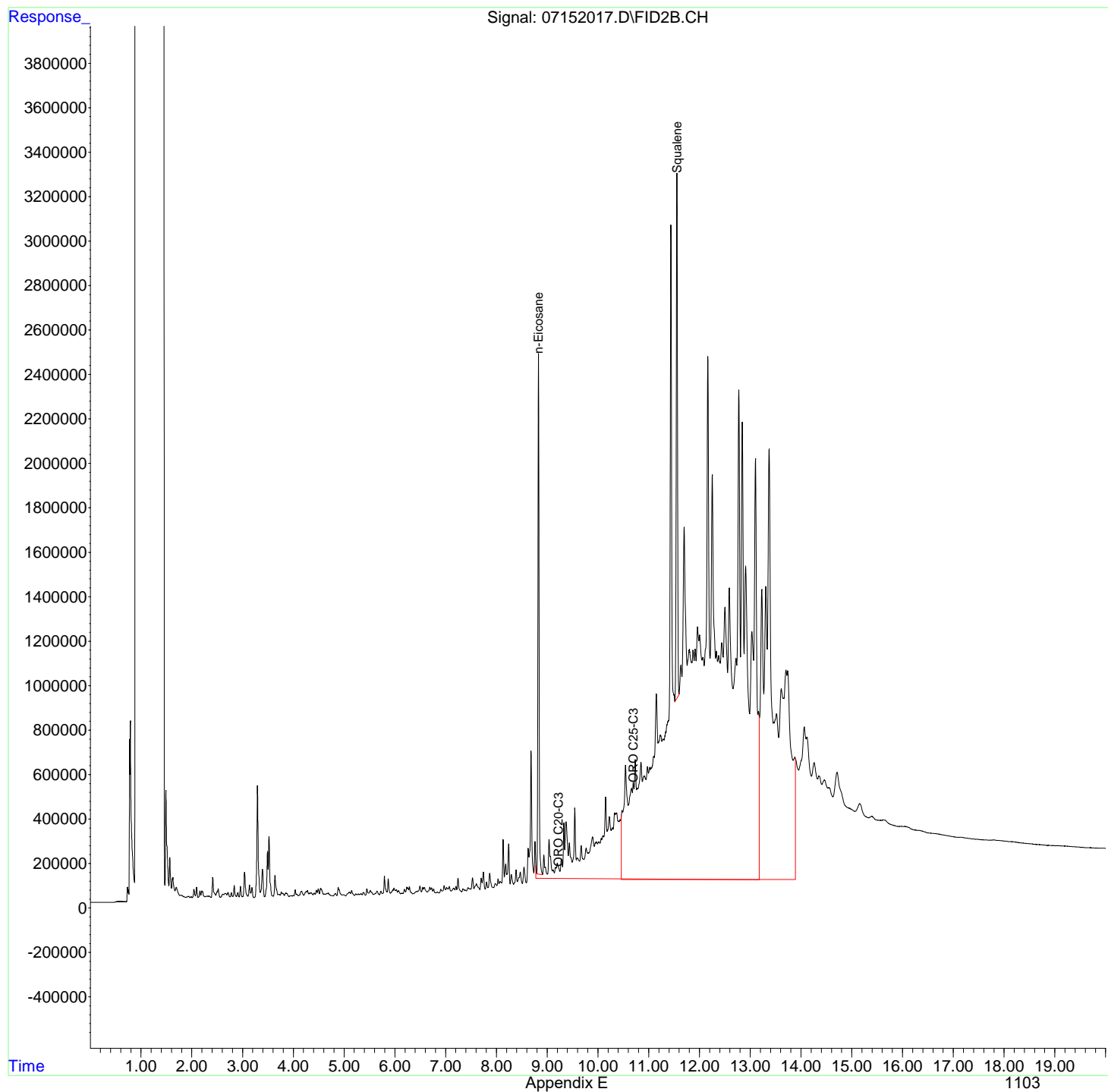
(f)=RT Delta > 1/2 Window

(m)=manual int.

Data Path : R:\2\DATA\071520\  
Data File : 07152017.D  
Signal(s) : FID2B.CH  
Acq On : 15 Jul 2020 5:14 pm  
Operator : GCSVOC-Dhiren  
Sample : 2006244-012A  
Misc :  
ALS Vial : 15 Sample Multiplier: 1

Integration File: EVENTS.E  
Quant Time: Jul 16 08:56:13 2020  
Quant Method : Z:\HPCHEM\2\METHODS\022820DRO-ORO.M  
Quant Title : DRO-ORO 09-09-15 DRO/ORO  
QLast Update : Fri Feb 28 16:32:12 2020  
Response via : Initial Calibration  
Integrator: ChemStation 6890 Scale Mode: Large solvent peaks clipped

Volume Inj. :  
Signal Phase :  
Signal Info :



Data Path : R:\2\DATA\071520\  
 Data File : 07152018.D  
 Signal(s) : FID2B.CH  
 Acq On : 15 Jul 2020 5:42 pm  
 Operator : GCSVOC-Dhiren  
 Sample : 2006244-012AMS  
 Misc :  
 ALS Vial : 16 Sample Multiplier: 1

Integration File: EVENTS.E  
 Quant Time: Jul 16 08:57:06 2020  
 Quant Method : Z:\HPCHEM\2\METHODS\022820DRO-ORO.M  
 Quant Title : DRO-ORO 09-09-15 DRO/ORO  
 QLast Update : Thu Jul 16 08:51:22 2020  
 Response via : Initial Calibration  
 Integrator: ChemStation 6890 Scale Mode: Large solvent peaks clipped

Volume Inj. :  
 Signal Phase :  
 Signal Info :

Compound	R.T.	Response	Conc Units
-----			
System Monitoring Compounds			
4) S n-Eicosane	8.830	39245443	19.546 ug/mLm
8) S1 Squalene	11.556	38014068	21.828 ug/mLm
Target Compounds			
1) H DRO C10-C20	5.050	715304975	464.152 ug/mLm
2) H DRO C10-C25	5.150	1024504163	577.363 ug/mLm
3) H DRO C10-C28	6.850	1107845038	605.212 ug/mLm
5) H1 ORO C20-C34	9.230	1799195577	1583.266 ug/mLm
6) H1 ORO C25-C36	10.700	2058071422	1509.978 ug/mLm
7) H1 DRO C10-C36	0.000	0	N.D. ug/mL
-----			

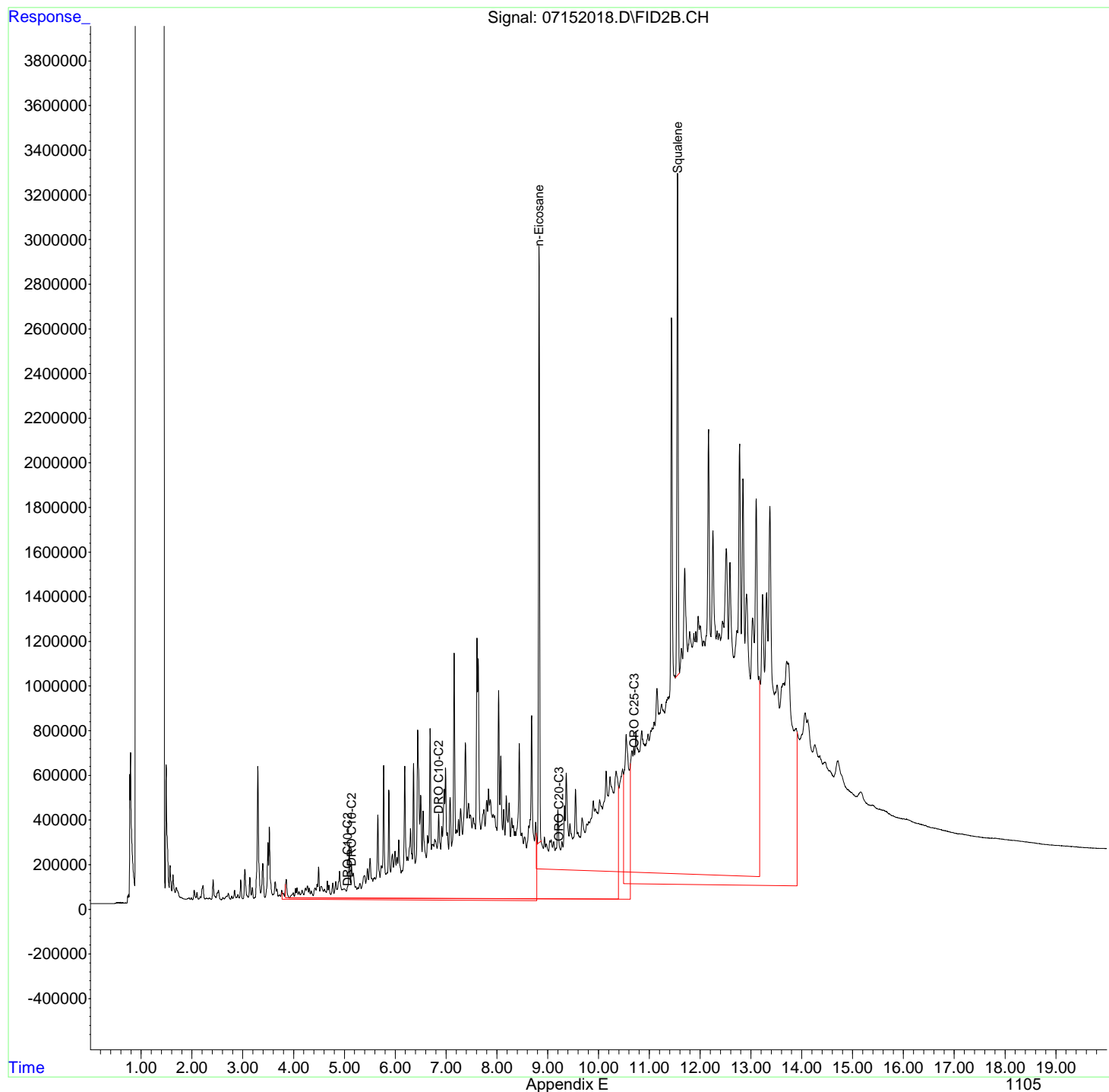
(f)=RT Delta > 1/2 Window

(m)=manual int.

Data Path : R:\2\DATA\071520\  
Data File : 07152018.D  
Signal(s) : FID2B.CH  
Acq On : 15 Jul 2020 5:42 pm  
Operator : GCSVOC-Dhiren  
Sample : 2006244-012AMS  
Misc :  
ALS Vial : 16 Sample Multiplier: 1

Integration File: EVENTS.E  
Quant Time: Jul 16 08:57:06 2020  
Quant Method : Z:\HPCHEM\2\METHODS\022820DRO-ORO.M  
Quant Title : DRO-ORO 09-09-15 DRO/ORO  
QLast Update : Thu Jul 16 08:51:22 2020  
Response via : Initial Calibration  
Integrator: ChemStation 6890 Scale Mode: Large solvent peaks clipped

Volume Inj. :  
Signal Phase :  
Signal Info :



Data Path : R:\2\DATA\071520\  
 Data File : 07152019.D  
 Signal(s) : FID2B.CH  
 Acq On : 15 Jul 2020 6:09 pm  
 Operator : GCSVOC-Dhiren  
 Sample : 2006244-012AMSD  
 Misc :  
 ALS Vial : 17 Sample Multiplier: 1

Integration File: EVENTS.E  
 Quant Time: Jul 16 08:59:30 2020  
 Quant Method : Z:\HPCHEM\2\METHODS\022820DRO-ORO.M  
 Quant Title : DRO-ORO 09-09-15 DRO/ORO  
 QLast Update : Thu Jul 16 08:51:22 2020  
 Response via : Initial Calibration  
 Integrator: ChemStation 6890 Scale Mode: Large solvent peaks clipped

Volume Inj. :  
 Signal Phase :  
 Signal Info :

Compound	R.T.	Response	Conc Units
-----			
System Monitoring Compounds			
4) S n-Eicosane	8.830	40087498	19.965 ug/mLm
8) S1 Squalene	11.555	40567105	23.294 ug/mLm
Target Compounds			
1) H DRO C10-C20	5.050	688683579	446.271 ug/mLm
2) H DRO C10-C25	5.150	1099747528	620.663 ug/mLm
3) H DRO C10-C28	6.850	1215333299	665.766 ug/mLm
5) H1 ORO C20-C34	9.230	1901441561	1678.462 ug/mLm
6) H1 ORO C25-C36	10.700	2134637634	1569.940 ug/mLm
7) H1 DRO C10-C36	0.000	0	N.D. ug/mL
-----			

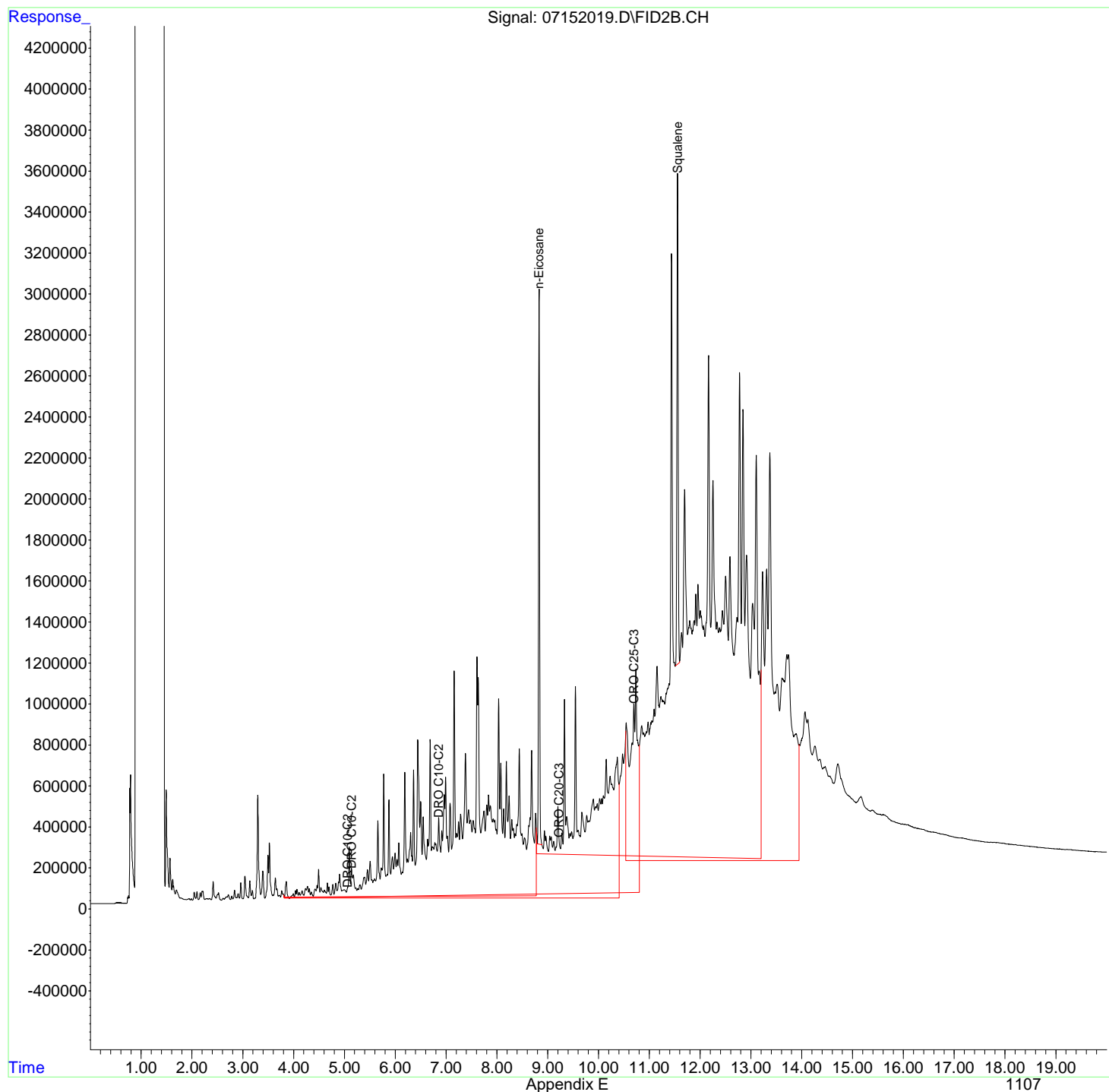
(f)=RT Delta > 1/2 Window

(m)=manual int.

Data Path : R:\2\DATA\071520\  
Data File : 07152019.D  
Signal(s) : FID2B.CH  
Acq On : 15 Jul 2020 6:09 pm  
Operator : GCSVOC-Dhiren  
Sample : 2006244-012AMSD  
Misc :  
ALS Vial : 17 Sample Multiplier: 1

Integration File: EVENTS.E  
Quant Time: Jul 16 08:59:30 2020  
Quant Method : Z:\HPCHEM\2\METHODS\022820DRO-ORO.M  
Quant Title : DRO-ORO 09-09-15 DRO/ORO  
QLast Update : Thu Jul 16 08:51:22 2020  
Response via : Initial Calibration  
Integrator: ChemStation 6890 Scale Mode: Large solvent peaks clipped

Volume Inj. :  
Signal Phase :  
Signal Info :



Data Path : R:\2\DATA\071520\  
 Data File : 07152024.D  
 Signal(s) : FID2B.CH  
 Acq On : 15 Jul 2020 8:27 pm  
 Operator : GCSVOC-Dhiren  
 Sample : 2006479-007A  
 Misc : Reinjet  
 ALS Vial : 22 Sample Multiplier: 1

Integration File: EVENTS.E  
 Quant Time: Jul 16 08:42:19 2020  
 Quant Method : Z:\HPCHEM\2\METHODS\022820DRO-ORO.M  
 Quant Title : DRO-ORO 09-09-15 DRO/ORO  
 QLast Update : Fri Feb 28 16:32:12 2020  
 Response via : Initial Calibration  
 Integrator: ChemStation 6890 Scale Mode: Large solvent peaks clipped

Volume Inj. :  
 Signal Phase :  
 Signal Info :

Compound	R.T.	Response	Conc	Units
-----				
System Monitoring Compounds				
4) S n-Eicosane	8.829	36466969	19.038	ug/mLm
8) S1 Squalene	11.560	31358103	19.087	ug/mLm
Target Compounds				
1) H DRO C10-C20	0.000	0	N.D.	ug/mL
2) H DRO C10-C25	0.000	0	N.D.	ug/mL
3) H DRO C10-C28	0.000	0	N.D.	ug/mL
5) H1 ORO C20-C34	9.230	7632648381	7014.532	ug/mLm
6) H1 ORO C25-C36	10.700	8002005593	6164.883	ug/mLm
7) H1 DRO C10-C36	0.000	0	N.D.	ug/mL
-----				

(f)=RT Delta > 1/2 Window

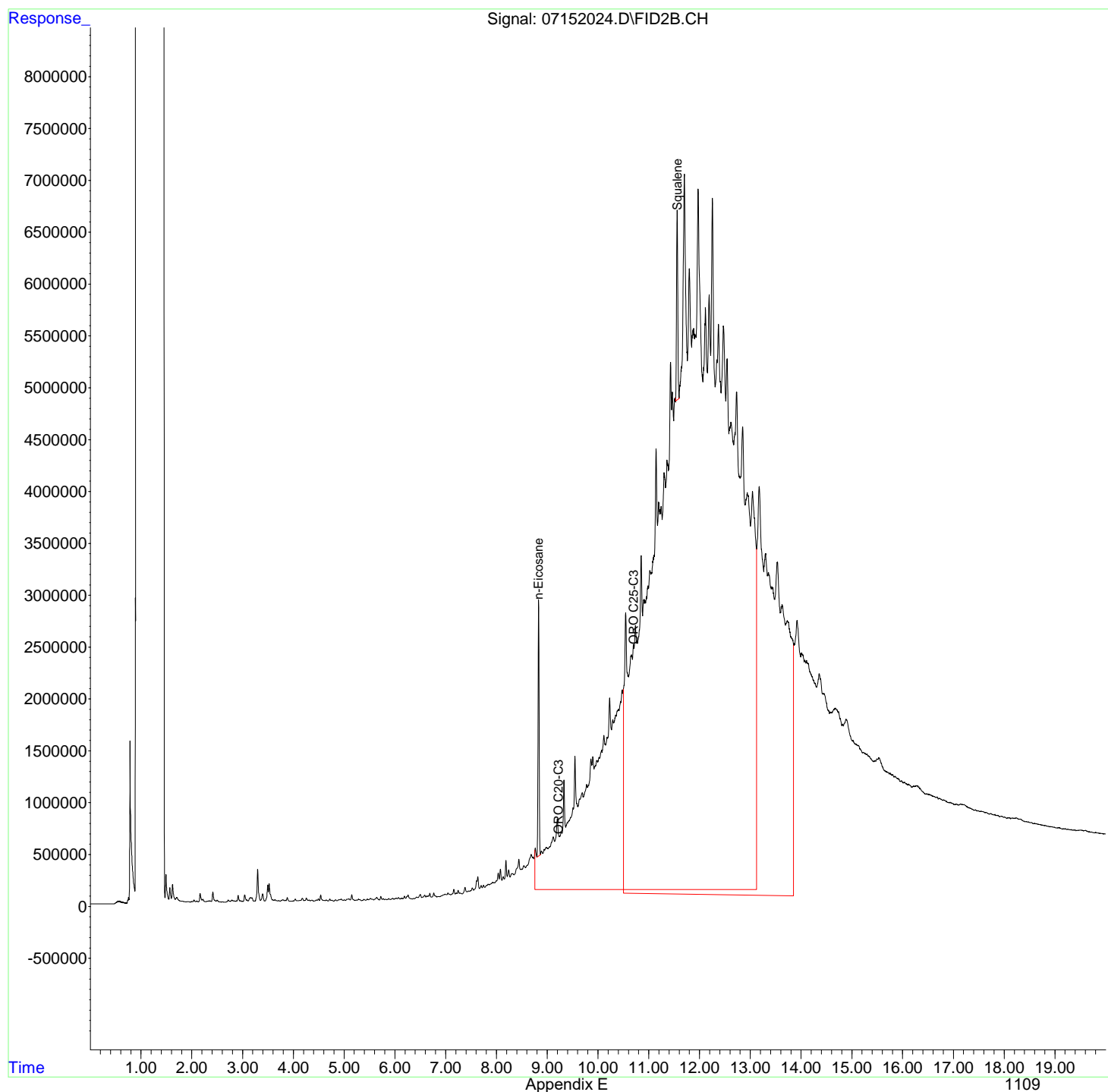
(m)=manual int.



Data Path : R:\2\DATA\071520\  
Data File : 07152024.D  
Signal(s) : FID2B.CH  
Acq On : 15 Jul 2020 8:27 pm  
Operator : GCSVOC-Dhiren  
Sample : 2006479-007A  
Misc : Reinjet  
ALS Vial : 22 Sample Multiplier: 1

Integration File: EVENTS.E  
Quant Time: Jul 16 08:42:19 2020  
Quant Method : Z:\HPCHEM\2\METHODS\022820DRO-ORO.M  
Quant Title : DRO-ORO 09-09-15 DRO/ORO  
QLast Update : Fri Feb 28 16:32:12 2020  
Response via : Initial Calibration  
Integrator: ChemStation 6890 Scale Mode: Large solvent peaks clipped

Volume Inj. :  
Signal Phase :  
Signal Info :



Data Path : R:\2\DATA\071520\  
 Data File : 07152025.D  
 Signal(s) : FID2B.CH  
 Acq On : 15 Jul 2020 8:54 pm  
 Operator : GCSVOC-Dhiren  
 Sample : CCB-071520-1  
 Misc :  
 ALS Vial : 2 Sample Multiplier: 1

Integration File: EVENTS.E  
 Quant Time: Jul 16 08:41:09 2020  
 Quant Method : Z:\HPCHEM\2\METHODS\022820DRO-ORO.M  
 Quant Title : DRO-ORO 09-09-15 DRO/ORO  
 QLast Update : Fri Feb 28 16:32:12 2020  
 Response via : Initial Calibration  
 Integrator: ChemStation 6890 Scale Mode: Large solvent peaks clipped

Volume Inj. :  
 Signal Phase :  
 Signal Info :

Compound	R.T.	Response	Conc	Units
-----				
System Monitoring Compounds				
4) S n-Eicosane	8.830	33488898	17.434	ug/mL
8) S1 Squalene	11.555	27224462	16.471	ug/mLm
Target Compounds				
1) H DRO C10-C20	0.000	0	N.D.	ug/mL
2) H DRO C10-C25	0.000	0	N.D.	ug/mL
3) H DRO C10-C28	0.000	0	N.D.	ug/mL
5) H1 ORO C20-C34	0.000	0	N.D.	ug/mL
6) H1 ORO C25-C36	0.000	0	N.D.	ug/mL
7) H1 DRO C10-C36	0.000	0	N.D.	ug/mL
-----				

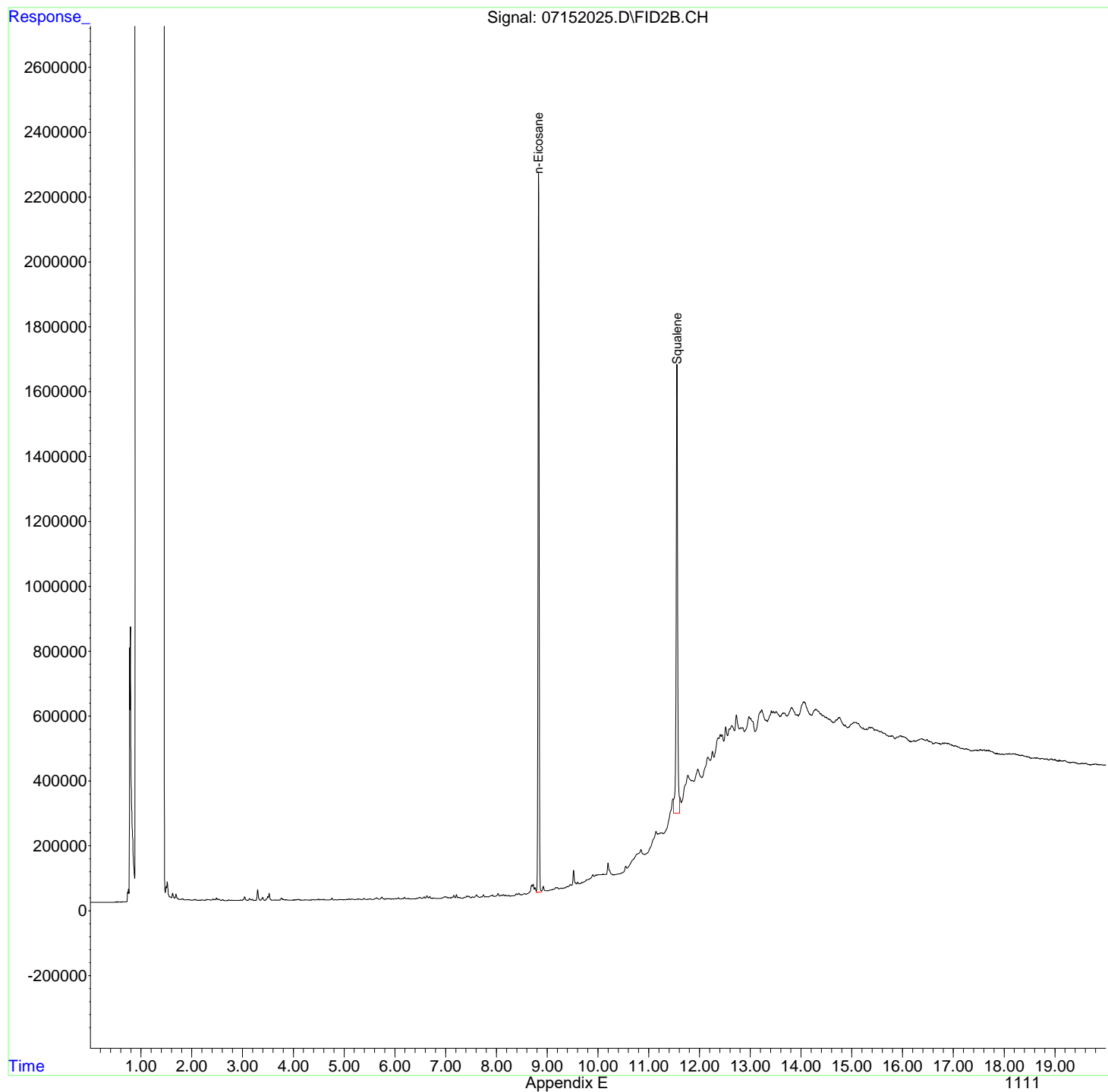
(f)=RT Delta > 1/2 Window

(m)=manual int.

Data Path : R:\2\DATA\071520\  
Data File : 07152025.D  
Signal(s) : FID2B.CH  
Acq On : 15 Jul 2020 8:54 pm  
Operator : GCSVOC-Dhiren  
Sample : CCB-071520-1  
Misc :  
ALS Vial : 2 Sample Multiplier: 1

Integration File: EVENTS.E  
Quant Time: Jul 16 08:41:09 2020  
Quant Method : Z:\HPCHEM\2\METHODS\022820DRO-ORO.M  
Quant Title : DRO-ORO 09-09-15 DRO/ORO  
QLast Update : Fri Feb 28 16:32:12 2020  
Response via : Initial Calibration  
Integrator: ChemStation 6890 Scale Mode: Large solvent peaks clipped

Volume Inj. :  
Signal Phase :  
Signal Info :



Data Path : R:\2\DATA\071520\  
Data File : 07152026.D  
Signal(s) : FID2B.CH  
Acq On : 15 Jul 2020 9:22 pm  
Operator : GCSVOC-Dhiren  
Sample : CCV-DRO-071520-1  
Misc :  
ALS Vial : 4 Sample Multiplier: 1

Integration File: EVENTS.E  
Quant Time: Jul 16 08:40:31 2020  
Quant Method : Z:\HPCHEM\2\METHODS\022820DRO-ORO.M  
Quant Title : DRO-ORO 09-09-15 DRO/ORO  
QLast Update : Fri Feb 28 16:32:12 2020  
Response via : Initial Calibration  
Integrator: ChemStation 6890 Scale Mode: Large solvent peaks clipped

Volume Inj. :  
Signal Phase :  
Signal Info :

Min. RRF : 0.000 Min. Rel. Area : 50% Max. R.T. Dev 0.50min  
Max. RRF Dev : 15% Max. Rel. Area : 150%

	Compound	Amount	Calc.	%Dev	Area%	Dev (Min)
1 H	DRO C10-C20	1000.000	1091.779	-9.2	0	0.00
2 H	DRO C10-C25	1000.000	986.189	1.4	0	0.00
3 H	DRO C10-C28	1000.000	1018.200	-1.8	0	0.00
5 H1	ORO C20-C34	1000.000	-92.123	109.2#	0	-9.23#
6 H1	ORO C25-C36	1000.000	-101.971	110.2#	0	-10.70#
7 H1	DRO C10-C36	1000.000	1217.704	-21.8#	0	0.00
8 S1	Squalene	20.000	21.968	-9.8	0	0.00

## Evaluate Continuing Calibration Report - Not Found

4 S	n-Eicosane	10.000	0.000	100.0#	0	-8.83#
5 H1	ORO C20-C34	1000.000	-92.123	109.2#	0	-9.23#
6 H1	ORO C25-C36	1000.000	-101.971	110.2#	0	-10.70#

( # ) = Out of Range

SPCC's out = 0 CCC's out = 0

Data Path : R:\2\DATA\071520\  
 Data File : 07152026.D  
 Signal(s) : FID2B.CH  
 Acq On : 15 Jul 2020 9:22 pm  
 Operator : GCSVOC-Dhiren  
 Sample : CCV-DRO-071520-1  
 Misc :  
 ALS Vial : 4 Sample Multiplier: 1

Integration File: EVENTS.E  
 Quant Time: Jul 16 08:40:31 2020  
 Quant Method : Z:\HPCHEM\2\METHODS\022820DRO-ORO.M  
 Quant Title : DRO-ORO 09-09-15 DRO/ORO  
 QLast Update : Fri Feb 28 16:32:12 2020  
 Response via : Initial Calibration  
 Integrator: ChemStation 6890 Scale Mode: Large solvent peaks clipped

Volume Inj. :  
 Signal Phase :  
 Signal Info :

Compound	R.T.	Response	Conc	Units
-----				
System Monitoring Compounds				
4) S n-Eicosane	0.000	0	N.D.	ug/mL
8) S1 Squalene	11.555	35910584	21.968	ug/mLm
Target Compounds				
1) H DRO C10-C20	5.050	1649693784	1091.779	ug/mLm
2) H DRO C10-C25	5.150	1734929392	986.189	ug/mLm
3) H DRO C10-C28	6.850	1840932419	1018.200	ug/mLm
5) H1 ORO C20-C34	0.000	0	N.D.	ug/mL
6) H1 ORO C25-C36	0.000	0	N.D.	ug/mL
7) H1 DRO C10-C36	8.400	2301988903	1217.704	ug/mLm
-----				

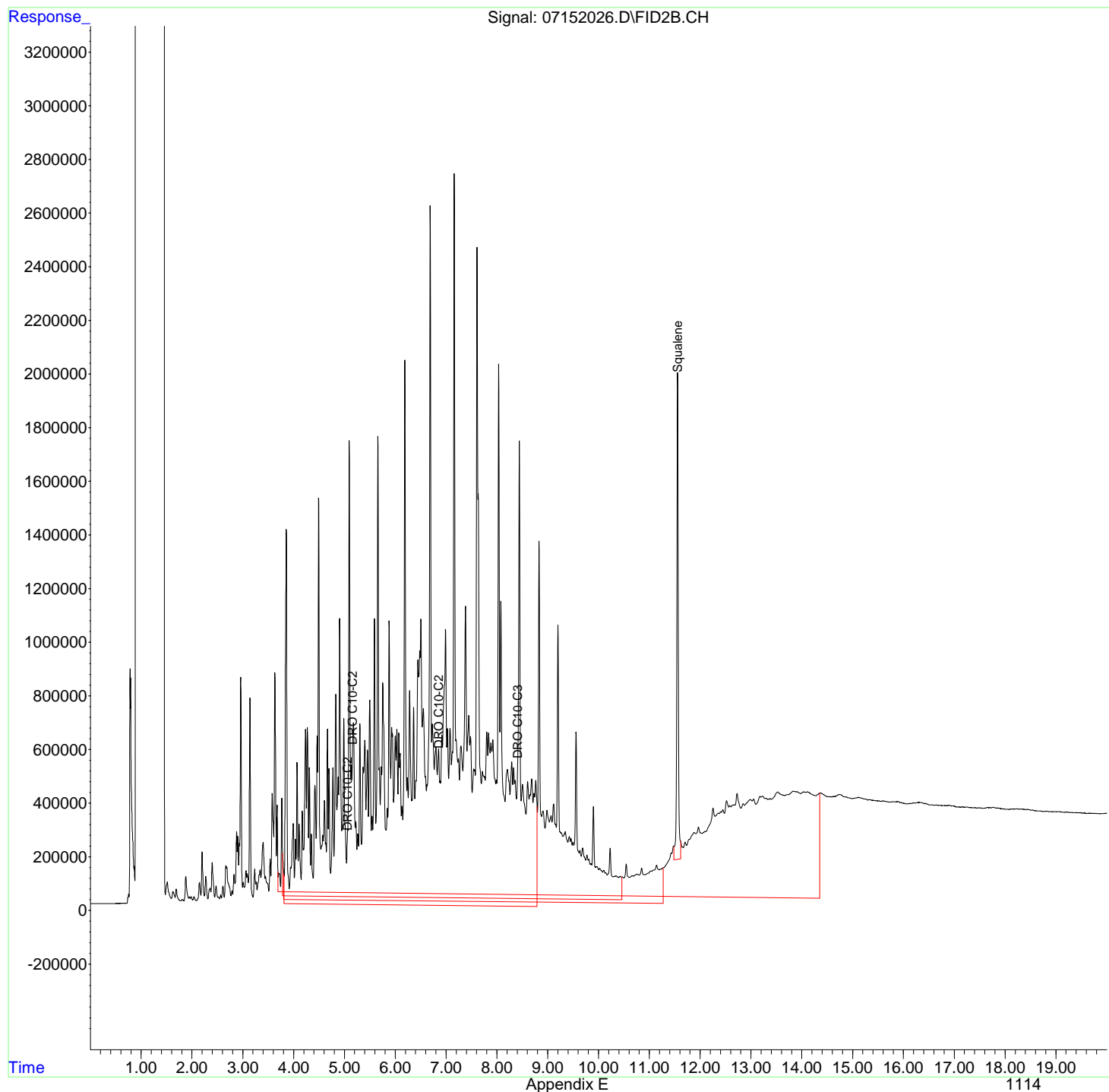
(f)=RT Delta > 1/2 Window

(m)=manual int.

Data Path : R:\2\DATA\071520\  
Data File : 07152026.D  
Signal(s) : FID2B.CH  
Acq On : 15 Jul 2020 9:22 pm  
Operator : GCSVOC-Dhiren  
Sample : CCV-DRO-071520-1  
Misc :  
ALS Vial : 4 Sample Multiplier: 1

Integration File: EVENTS.E  
Quant Time: Jul 16 08:40:31 2020  
Quant Method : Z:\HPCHEM\2\METHODS\022820DRO-ORO.M  
Quant Title : DRO-ORO 09-09-15 DRO/ORO  
QLast Update : Fri Feb 28 16:32:12 2020  
Response via : Initial Calibration  
Integrator: ChemStation 6890 Scale Mode: Large solvent peaks clipped

Volume Inj. :  
Signal Phase :  
Signal Info :



Data Path : R:\2\DATA\071520\  
Data File : 07152027.D  
Signal(s) : FID2B.CH  
Acq On : 15 Jul 2020 9:49 pm  
Operator : GCSVOC-Dhiren  
Sample : CCV-ORO-071520-1  
Misc :  
ALS Vial : 6 Sample Multiplier: 1

Integration File: EVENTS.E  
Quant Time: Jul 16 08:38:31 2020  
Quant Method : Z:\HPCHEM\2\METHODS\022820DRO-ORO.M  
Quant Title : DRO-ORO 09-09-15 DRO/ORO  
QLast Update : Fri Feb 28 16:32:12 2020  
Response via : Initial Calibration  
Integrator: ChemStation 6890 Scale Mode: Large solvent peaks clipped

Volume Inj. :  
Signal Phase :  
Signal Info :

Min. RRF : 0.000 Min. Rel. Area : 50% Max. R.T. Dev 0.50min  
Max. RRF Dev : 15% Max. Rel. Area : 150%

	Compound	Amount	Calc.	%Dev	Area%	Dev (Min)
4 S	n-Eicosane	10.000	11.822	-18.2#	0	0.00
5 H1	ORO C20-C34	1000.000	1106.859	-10.7	0	0.00
6 H1	ORO C25-C36	1000.000	1006.213	-0.6	0	0.00
7 H1	DRO C10-C36	1000.000	-110.422	111.0#	0	-8.40#

## Evaluate Continuing Calibration Report - Not Finds

1 H	DRO C10-C20	1000.000	0.000	100.0#	0	-5.05#
2 H	DRO C10-C25	1000.000	0.000	100.0#	0	-5.15#
3 H	DRO C10-C28	1000.000	0.000	100.0#	0	-6.85#
8 S1	Squalene	20.000	0.000	100.0#	0	-11.56#

(# ) = Out of Range

SPCC's out = 0 CCC's out = 0

Data Path : R:\2\DATA\071520\  
 Data File : 07152027.D  
 Signal(s) : FID2B.CH  
 Acq On : 15 Jul 2020 9:49 pm  
 Operator : GCSVOC-Dhiren  
 Sample : CCV-ORO-071520-1  
 Misc :  
 ALS Vial : 6 Sample Multiplier: 1

Integration File: EVENTS.E  
 Quant Time: Jul 16 08:38:31 2020  
 Quant Method : Z:\HPCHEM\2\METHODS\022820DRO-ORO.M  
 Quant Title : DRO-ORO 09-09-15 DRO/ORO  
 QLast Update : Fri Feb 28 16:32:12 2020  
 Response via : Initial Calibration  
 Integrator: ChemStation 6890 Scale Mode: Large solvent peaks clipped

Volume Inj. :  
 Signal Phase :  
 Signal Info :

Compound	R.T.	Response	Conc Units
-----			
System Monitoring Compounds			
4) S n-Eicosane	8.829	23069280	11.822 ug/mL
8) S1 Squalene	0.000	0	N.D. ug/mL
Target Compounds			
1) H DRO C10-C20	0.000	0	N.D. ug/mL
2) H DRO C10-C25	0.000	0	N.D. ug/mL
3) H DRO C10-C28	0.000	0	N.D. ug/mL
5) H1 ORO C20-C34	9.230	1287510519	1106.859 ug/mLm
6) H1 ORO C25-C36	10.700	1414804055	1006.213 ug/mLm
7) H1 DRO C10-C36	0.000	0	N.D. ug/mL
-----			

(f)=RT Delta > 1/2 Window

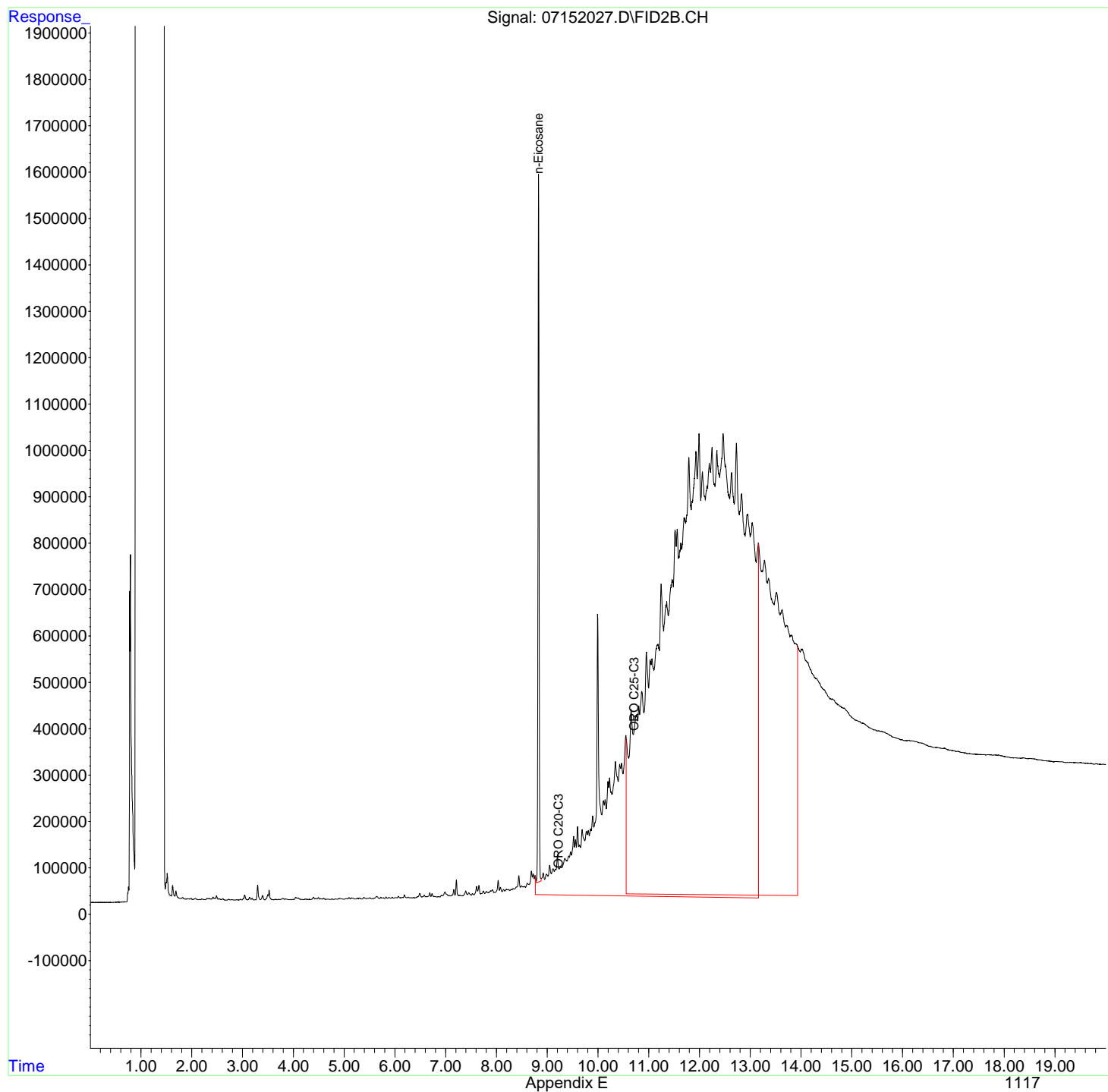
(m)=manual int.



Data Path : R:\2\DATA\071520\  
Data File : 07152027.D  
Signal(s) : FID2B.CH  
Acq On : 15 Jul 2020 9:49 pm  
Operator : GCSVOC-Dhiren  
Sample : CCV-ORO-071520-1  
Misc :  
ALS Vial : 6 Sample Multiplier: 1

Integration File: EVENTS.E  
Quant Time: Jul 16 08:38:31 2020  
Quant Method : Z:\HPCHEM\2\METHODS\022820DRO-ORO.M  
Quant Title : DRO-ORO 09-09-15 DRO/ORO  
QLast Update : Fri Feb 28 16:32:12 2020  
Response via : Initial Calibration  
Integrator: ChemStation 6890 Scale Mode: Large solvent peaks clipped

Volume Inj. :  
Signal Phase :  
Signal Info :



Data Path : R:\2\DATA\071520\  
 Data File : 07152029.D  
 Signal(s) : FID2B.CH  
 Acq On : 15 Jul 2020 10:44 pm  
 Operator : GCSVOC-Dhiren  
 Sample : CCB-071520-2  
 Misc :  
 ALS Vial : 2 Sample Multiplier: 1

Integration File: EVENTS.E  
 Quant Time: Jul 16 08:32:41 2020  
 Quant Method : Z:\HPCHEM\2\METHODS\022820DRO-ORO.M  
 Quant Title : DRO-ORO 09-09-15 DRO/ORO  
 QLast Update : Fri Feb 28 16:32:12 2020  
 Response via : Initial Calibration  
 Integrator: ChemStation 6890 Scale Mode: Large solvent peaks clipped

Volume Inj. :  
 Signal Phase :  
 Signal Info :

Compound	R.T.	Response	Conc	Units
-----				
System Monitoring Compounds				
4) S n-Eicosane	8.829	32452418	16.876	ug/mL
8) S1 Squalene	11.555	24661616	14.850	ug/mL
Target Compounds				
1) H DRO C10-C20	0.000	0	N.D.	ug/mL
2) H DRO C10-C25	0.000	0	N.D.	ug/mL
3) H DRO C10-C28	0.000	0	N.D.	ug/mL
5) H1 ORO C20-C34	0.000	0	N.D.	ug/mL
6) H1 ORO C25-C36	0.000	0	N.D.	ug/mL
7) H1 DRO C10-C36	0.000	0	N.D.	ug/mL
-----				

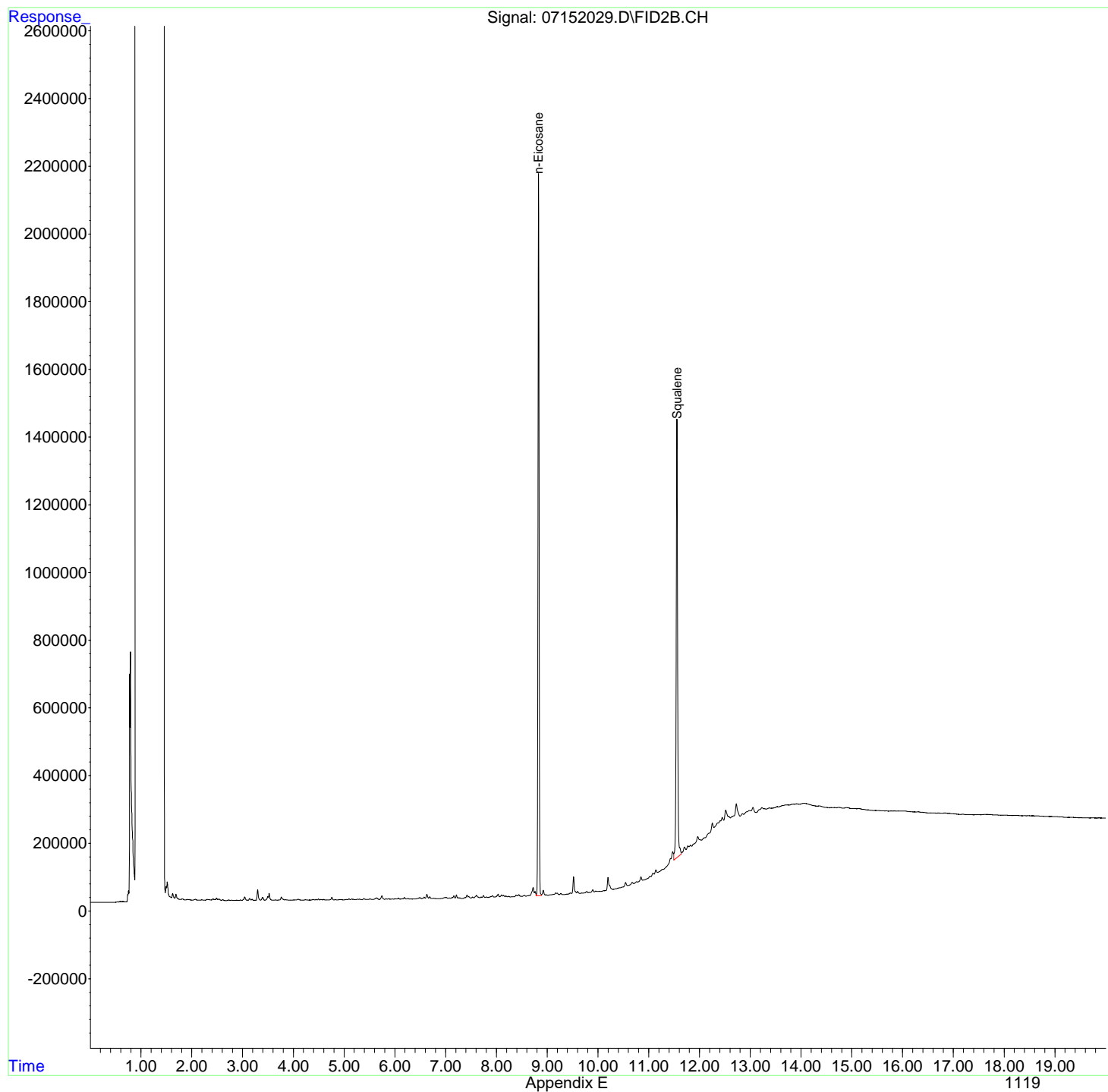
(f)=RT Delta > 1/2 Window

(m)=manual int.

Data Path : R:\2\DATA\071520\  
Data File : 07152029.D  
Signal(s) : FID2B.CH  
Acq On : 15 Jul 2020 10:44 pm  
Operator : GCSVOC-Dhiren  
Sample : CCB-071520-2  
Misc :  
ALS Vial : 2 Sample Multiplier: 1

Integration File: EVENTS.E  
Quant Time: Jul 16 08:32:41 2020  
Quant Method : Z:\HPCHEM\2\METHODS\022820DRO-ORO.M  
Quant Title : DRO-ORO 09-09-15 DRO/ORO  
QLast Update : Fri Feb 28 16:32:12 2020  
Response via : Initial Calibration  
Integrator: ChemStation 6890 Scale Mode: Large solvent peaks clipped

Volume Inj. :  
Signal Phase :  
Signal Info :



Data Path : R:\2\DATA\071520\  
 Data File : 07152030.D  
 Signal(s) : FID2B.CH  
 Acq On : 15 Jul 2020 11:11 pm  
 Operator : GCSVOC-Dhiren  
 Sample : CCV-DRO-071520-2  
 Misc :  
 ALS Vial : 4 Sample Multiplier: 1

Integration File: EVENTS.E  
 Quant Time: Jul 16 09:21:21 2020  
 Quant Method : Z:\HPCHEM\2\METHODS\022820DRO-ORO.M  
 Quant Title : DRO-ORO 09-09-15 DRO/ORO  
 QLast Update : Fri Feb 28 16:32:12 2020  
 Response via : Initial Calibration  
 Integrator: ChemStation 6890 Scale Mode: Large solvent peaks clipped

Volume Inj. :  
 Signal Phase :  
 Signal Info :

Min. RRF : 0.000 Min. Rel. Area : 50% Max. R.T. Dev 0.50min  
 Max. RRF Dev : 15% Max. Rel. Area : 150%

	Compound	Amount	Calc.	%Dev	Area%	Dev (Min)
1 H	DRO C10-C20	1000.000	996.979	0.3	0	0.00
2 H	DRO C10-C25	1000.000	953.199	4.7	0	0.00
3 H	DRO C10-C28	1000.000	969.326	3.1	0	0.00
5 H1	ORO C20-C34	1000.000	-90.897	109.1#	0	-9.23#
6 H1	ORO C25-C36	1000.000	-100.940	110.1#	0	-10.70#
7 H1	DRO C10-C36	1000.000	1044.773	-4.5	0	0.00
8 S1	Squalene	20.000	20.180	-0.9	0	0.00

Evaluate Continuing Calibration Report - Not Finds

4 S	n-Eicosane	10.000	0.000	100.0#	0	-8.83#
-----	------------	--------	-------	--------	---	--------

(#) = Out of Range

SPCC's out = 0 CCC's out = 0

Data Path : R:\2\DATA\071520\  
 Data File : 07152030.D  
 Signal(s) : FID2B.CH  
 Acq On : 15 Jul 2020 11:11 pm  
 Operator : GCSVOC-Dhiren  
 Sample : CCV-DRO-071520-2  
 Misc :  
 ALS Vial : 4 Sample Multiplier: 1

Integration File: EVENTS.E  
 Quant Time: Jul 16 09:21:21 2020  
 Quant Method : Z:\HPCHEM\2\METHODS\022820DRO-ORO.M  
 Quant Title : DRO-ORO 09-09-15 DRO/ORO  
 QLast Update : Fri Feb 28 16:32:12 2020  
 Response via : Initial Calibration  
 Integrator: ChemStation 6890 Scale Mode: Large solvent peaks clipped

Volume Inj. :  
 Signal Phase :  
 Signal Info :

Compound	R.T.	Response	Conc	Units
-----				
System Monitoring Compounds				
4) S n-Eicosane	0.000	0	N.D.	ug/mL
8) S1 Squalene	11.555	33085281	20.180	ug/mLm
Target Compounds				
1) H DRO C10-C20	5.050	1508558945	996.979	ug/mLm
2) H DRO C10-C25	5.150	1677602376	953.199	ug/mLm
3) H DRO C10-C28	6.850	1754176389	969.326	ug/mLm
5) H1 ORO C20-C34	0.000	0	N.D.	ug/mL
6) H1 ORO C25-C36	0.000	0	N.D.	ug/mL
7) H1 DRO C10-C36	8.400	2002510597	1044.773	ug/mLm
-----				

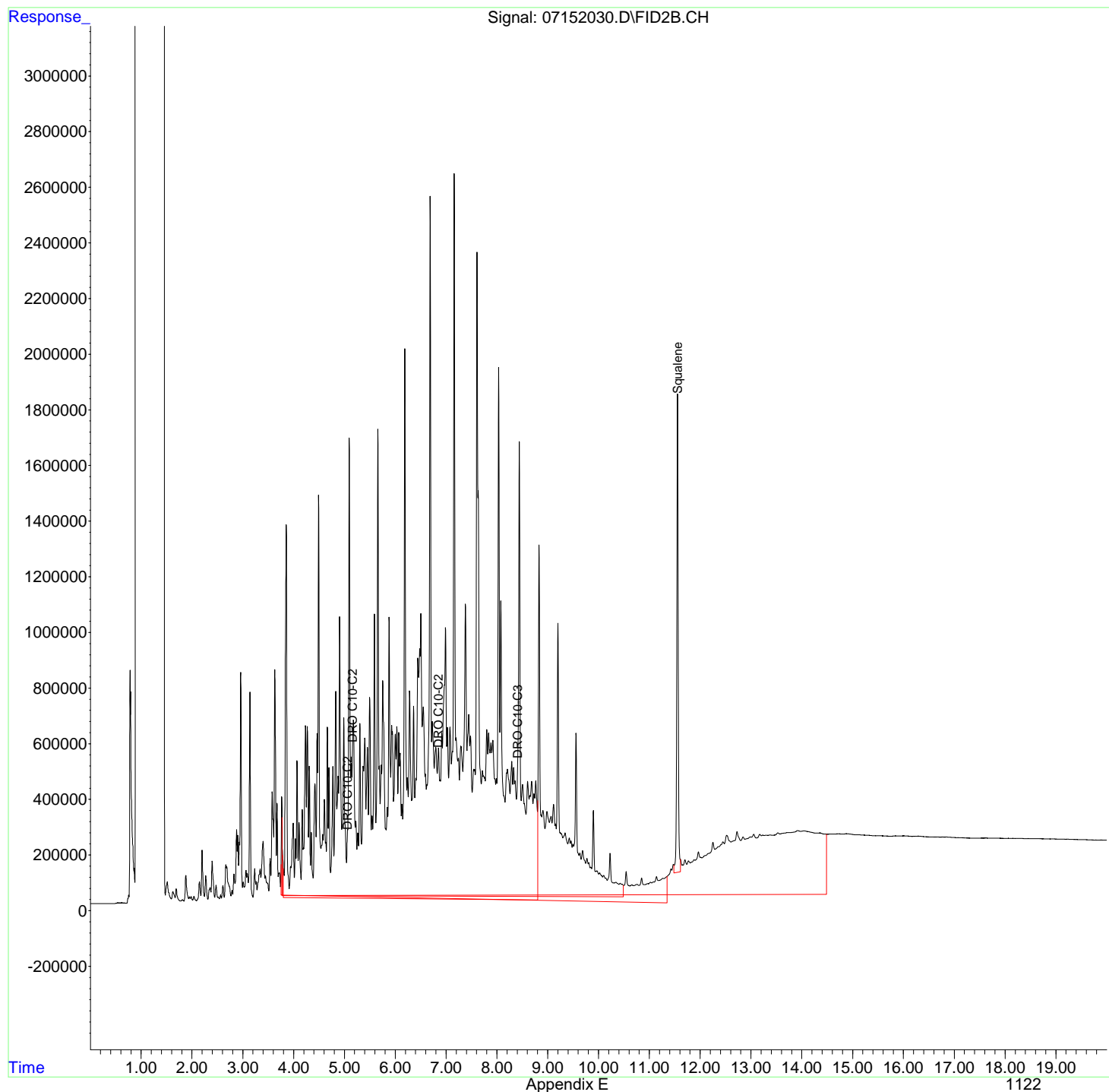
(f)=RT Delta > 1/2 Window

(m)=manual int.

Data Path : R:\2\DATA\071520\  
Data File : 07152030.D  
Signal(s) : FID2B.CH  
Acq On : 15 Jul 2020 11:11 pm  
Operator : GCSVOC-Dhiren  
Sample : CCV-DRO-071520-2  
Misc :  
ALS Vial : 4 Sample Multiplier: 1

Integration File: EVENTS.E  
Quant Time: Jul 16 09:21:21 2020  
Quant Method : Z:\HPCHEM\2\METHODS\022820DRO-ORO.M  
Quant Title : DRO-ORO 09-09-15 DRO/ORO  
QLast Update : Fri Feb 28 16:32:12 2020  
Response via : Initial Calibration  
Integrator: ChemStation 6890 Scale Mode: Large solvent peaks clipped

Volume Inj. :  
Signal Phase :  
Signal Info :



Data Path : R:\2\DATA\071520\  
 Data File : 07152031.D  
 Signal(s) : FID2B.CH  
 Acq On : 15 Jul 2020 11:39 pm  
 Operator : GCSVOC-Dhiren  
 Sample : CCV-ORO-071520-2  
 Misc :  
 ALS Vial : 6 Sample Multiplier: 1

Integration File: EVENTS.E  
 Quant Time: Jul 16 08:36:01 2020  
 Quant Method : Z:\HPCHEM\2\METHODS\022820DRO-ORO.M  
 Quant Title : DRO-ORO 09-09-15 DRO/ORO  
 QLast Update : Fri Feb 28 16:32:12 2020  
 Response via : Initial Calibration  
 Integrator: ChemStation 6890 Scale Mode: Large solvent peaks clipped

Volume Inj. :  
 Signal Phase :  
 Signal Info :

Min. RRF : 0.000 Min. Rel. Area : 50% Max. R.T. Dev 0.50min  
 Max. RRF Dev : 15% Max. Rel. Area : 150%

	Compound	Amount	Calc.	%Dev	Area%	Dev (Min)
4 S	n-Eicosane	10.000	11.422	-14.2	0	0.00
5 H1	ORO C20-C34	1000.000	978.607	2.1	0	0.00
6 H1	ORO C25-C36	1000.000	889.409	11.1	0	0.00
7 H1	DRO C10-C36	1000.000	-109.073	110.9#	0	-8.40#

Evaluate Continuing Calibration Report - Not Finds

1 H	DRO C10-C20	1000.000	0.000	100.0#	0	-5.05#
2 H	DRO C10-C25	1000.000	0.000	100.0#	0	-5.15#
3 H	DRO C10-C28	1000.000	0.000	100.0#	0	-6.85#
8 S1	Squalene	20.000	0.000	100.0#	0	-11.56#

(#) = Out of Range

SPCC's out = 0 CCC's out = 0

Data Path : R:\2\DATA\071520\  
 Data File : 07152031.D  
 Signal(s) : FID2B.CH  
 Acq On : 15 Jul 2020 11:39 pm  
 Operator : GCSVOC-Dhiren  
 Sample : CCV-ORO-071520-2  
 Misc :  
 ALS Vial : 6 Sample Multiplier: 1

Integration File: EVENTS.E  
 Quant Time: Jul 16 08:36:01 2020  
 Quant Method : Z:\HPCHEM\2\METHODS\022820DRO-ORO.M  
 Quant Title : DRO-ORO 09-09-15 DRO/ORO  
 QLast Update : Fri Feb 28 16:32:12 2020  
 Response via : Initial Calibration  
 Integrator: ChemStation 6890 Scale Mode: Large solvent peaks clipped

Volume Inj. :  
 Signal Phase :  
 Signal Info :

Compound	R.T.	Response	Conc Units
-----			
System Monitoring Compounds			
4) S n-Eicosane	8.830	22326132	11.422 ug/mL
8) S1 Squalene	0.000	0	N.D. ug/mL
Target Compounds			
1) H DRO C10-C20	0.000	0	N.D. ug/mL
2) H DRO C10-C25	0.000	0	N.D. ug/mL
3) H DRO C10-C28	0.000	0	N.D. ug/mL
5) H1 ORO C20-C34	9.230	1149761852	978.607 ug/mLm
6) H1 ORO C25-C36	10.700	1265654614	889.409 ug/mLm
7) H1 DRO C10-C36	0.000	0	N.D. ug/mL
-----			

(f)=RT Delta > 1/2 Window

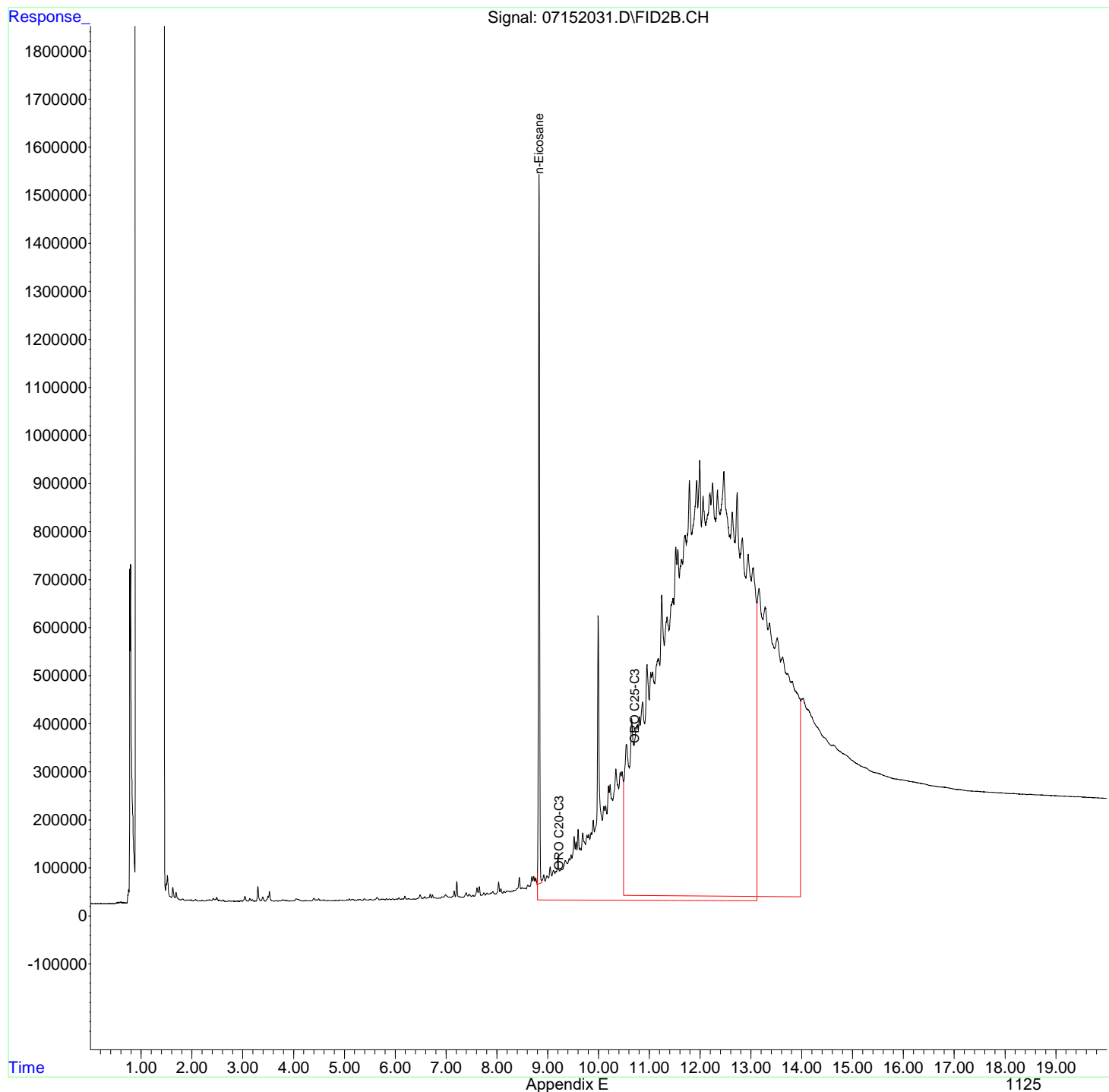
(m)=manual int.



Data Path : R:\2\DATA\071520\  
Data File : 07152031.D  
Signal(s) : FID2B.CH  
Acq On : 15 Jul 2020 11:39 pm  
Operator : GCSVOC-Dhiren  
Sample : CCV-ORO-071520-2  
Misc :  
ALS Vial : 6 Sample Multiplier: 1

Integration File: EVENTS.E  
Quant Time: Jul 16 08:36:01 2020  
Quant Method : Z:\HPCHEM\2\METHODS\022820DRO-ORO.M  
Quant Title : DRO-ORO 09-09-15 DRO/ORO  
QLast Update : Fri Feb 28 16:32:12 2020  
Response via : Initial Calibration  
Integrator: ChemStation 6890 Scale Mode: Large solvent peaks clipped

Volume Inj. :  
Signal Phase :  
Signal Info :



Data Directory: R:\2\DATA\022820\

SampleName	MiscInfo	Vial	Multiplier	Injection Time
1) 0228200A.D PRIME		100	1.000	28 Feb 2020 7:38 am
2) 0228200B.D PRIME		100	1.000	28 Feb 2020 8:05 am
3) 0228202C.D PRIME		100	1.000	28 Feb 2020 8:32 am
4) 02282001.D RTX-022820		1	1.000	28 Feb 2020 8:59 am
5) 02282002.D ICB-022820		2	1.000	28 Feb 2020 9:26 am
6) 02282003.D ICAL1-DRO-022820		3	1.000	28 Feb 2020 9:53 am
7) 02282004.D ICAL2-DRO-022820		4	1.000	28 Feb 2020 10:21 am
8) 02282005.D ICAL3-DRO-022820		5	1.000	28 Feb 2020 10:48 am
9) 02282006.D ICAL4-DRO-022820		6	1.000	28 Feb 2020 11:15 am
10) 02282007.D ICAL5-DRO-022820		7	1.000	28 Feb 2020 11:42 am
11) 02282008.D ICAL6-DRO-022820		8	1.000	28 Feb 2020 12:09 pm
12) 02282009.D ICV-DRO-022820		9	1.000	28 Feb 2020 12:37 pm
13) 02282010.D ICAL1-ORO-022820		10	1.000	28 Feb 2020 1:04 pm
14) 02282011.D ICAL2-ORO-022820		11	1.000	28 Feb 2020 1:31 pm
15) 02282012.D ICAL3-ORO-022820		12	1.000	28 Feb 2020 1:58 pm
16) 02282013.D ICAL4-ORO-022820		13	1.000	28 Feb 2020 2:26 pm
17) 02282014.D ICAL5-ORO-022820		14	1.000	28 Feb 2020 2:53 pm
18) 02282015.D ICAL6-ORO-022820		15	1.000	28 Feb 2020 3:20 pm
19) 02282016.D ICV-ORO-022820	Data not used	16	1.000	28 Feb 2020 3:47 pm
20) 02282017.D MB-51084	Data not used	17	1.000	28 Feb 2020 4:15 pm
21) 02282019.D ICV-ORO-022820		16	1.000	28 Feb 2020 4:42 pm

22) 02282020.D MB-51084		17	1.000	28 Feb 2020	5:10 pm
-----					
23) 02282021.D LOQ-51084		18	1.000	28 Feb 2020	5:37 pm
-----					
24) 02282022.D LOD-51084	Aqueous	19	1.000	28 Feb 2020	6:04 pm
-----					
25) 02282023.D IDMP-1	Aqueous	20	1.000	28 Feb 2020	6:31 pm
-----					
26) 02282024.D IDMP-2	Aqueous	21	1.000	28 Feb 2020	6:59 pm
-----					
27) 02282025.D IDMP-3	Aqueous	22	1.000	28 Feb 2020	7:26 pm
-----					
28) 02282026.D IDMP-4	Aqueous	23	1.000	28 Feb 2020	7:53 pm
-----					
29) 02282027.D MB-5117		24	1.000	28 Feb 2020	8:20 pm
-----					
30) 02282028.D LOQ		25	1.000	28 Feb 2020	8:48 pm
-----					
31) 02282029.D IDMP-1-GDI		26	1.000	28 Feb 2020	9:15 pm
-----					
32) 02282030.D IDMP-2-GDI		27	1.000	28 Feb 2020	9:42 pm
-----					
33) 02282031.D IDMP-3-GDI		28	1.000	28 Feb 2020	10:09 pm
-----					
34) 02282032.D IDMP-4-GDI		29	1.000	28 Feb 2020	10:37 pm
-----					
35) 02282033.D CCB-022820-1		2	1.000	28 Feb 2020	11:04 pm
-----					
36) 02282034.D CCV-DRO-022820-1		30	1.000	28 Feb 2020	11:31 pm
-----					
37) 02282035.D CCV-ORO-022820-1		31	1.000	28 Feb 2020	11:58 pm
-----					

Method Path : Z:\HPCHEM\2\METHODS\  
 Method File : 022820DRO-ORO.M  
 Title : DRO-ORO 09-09-15 DRO/ORO  
 Last Update : Fri Feb 28 16:32:12 2020  
 Response Via : Initial Calibration

## Calibration Files

1	=02282010.D	2	=02282011.D	3	=02282012.D
4	=02282013.D	5	=02282014.D	6	=02282015.D

Compound			1	2	3	4	5	6	Avg	%RSD
1)	H	DRO C10-C20	1.824	1.661	1.609	1.551	1.489	1.486	1.603	E6 7.96
2)	H	DRO C10-C25	2.233	1.821	1.745	1.728	1.767	1.732	1.838	E6 10.69
3)	H	DRO C10-C28	2.507	1.949	1.778	1.770	1.842	1.755	1.933	E6 14.99
4)	S	n-Eicosane	2.347	2.245	1.683	1.969	1.916	1.888	2.008	E6 12.22
5)	H1	ORO C20-C34	1.707	1.272	1.012	1.145	1.072	1.103	1.219	E6 20.90
6)	H1	ORO C25-C36	2.095	1.550	1.215	1.354	1.274	1.317	1.468	E6 22.35
7)	H1	DRO C10-C36	1.372	2.962	2.196	1.960	1.806	1.742	2.006	E6 26.98
8)	S1	Squalene	2.162	1.892	1.534	1.584	1.631	1.646	1.742	E6 13.81

(#) = Out of Range ### Number of calibration levels exceeded format ###

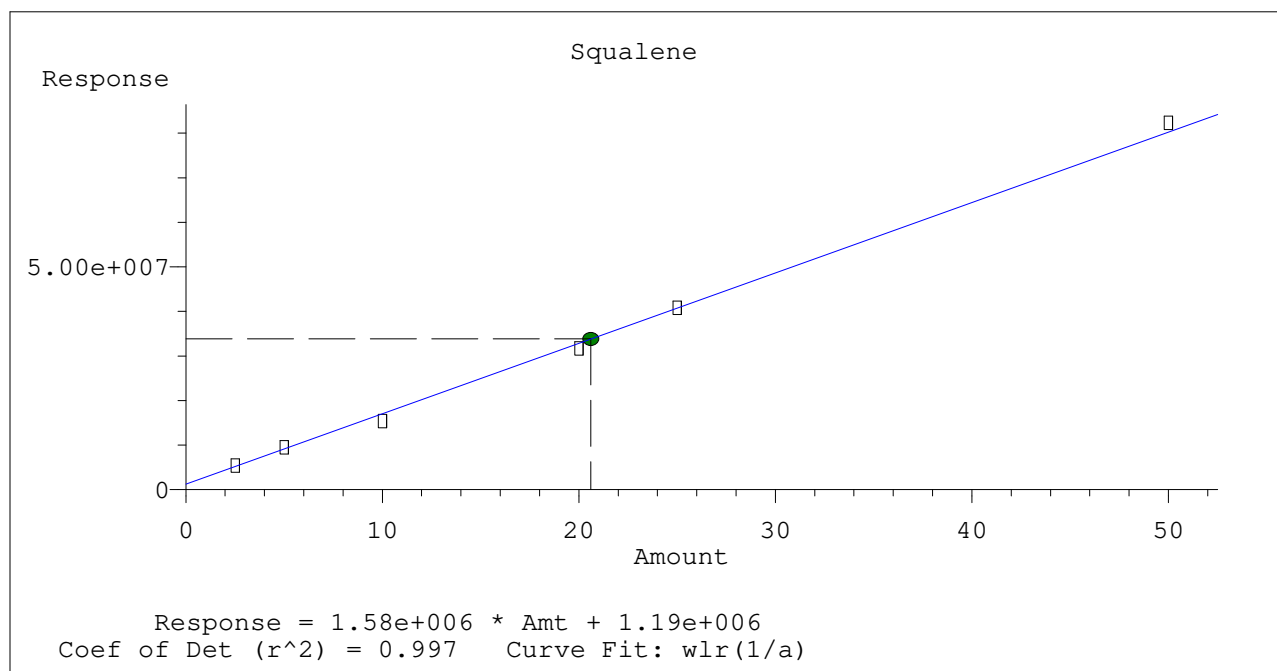
Method Path : Z:\HPCHEM\2\METHODS\  
Method File : 022820DRO-ORO.M  
Title : DRO-ORO 09-09-15 DRO/ORO  
Last Update : Fri Feb 28 16:32:12 2020  
Response Via : Initial Calibration

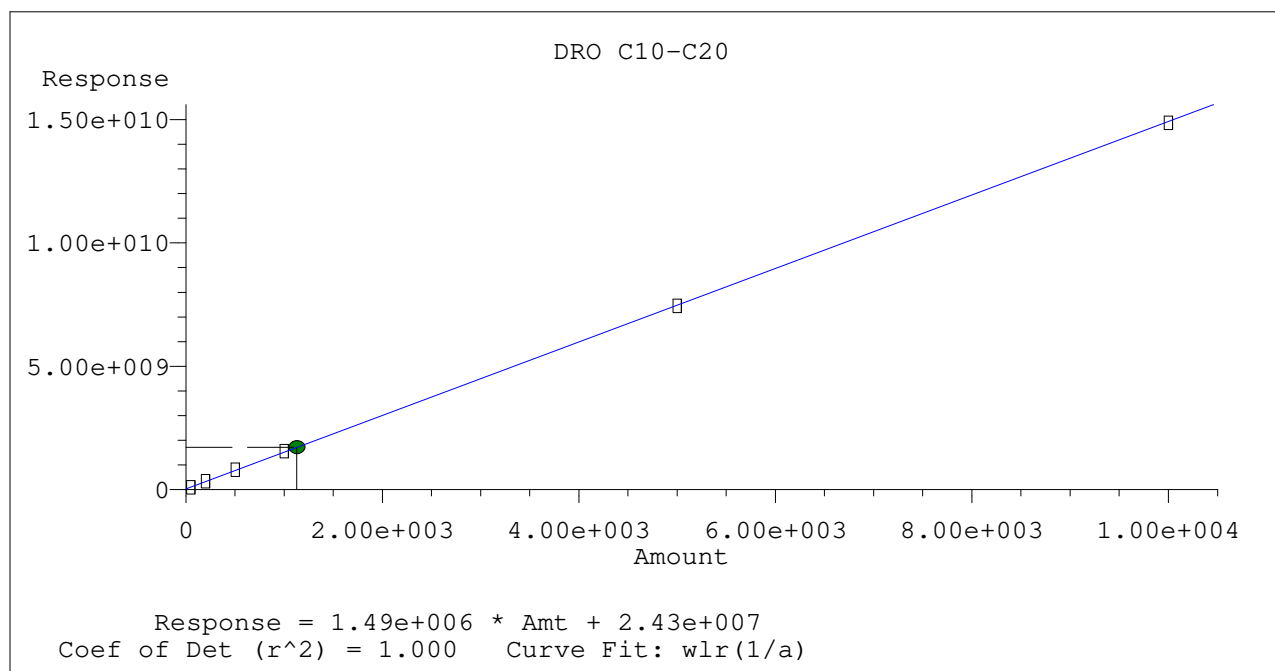
Total Cpnds : 8

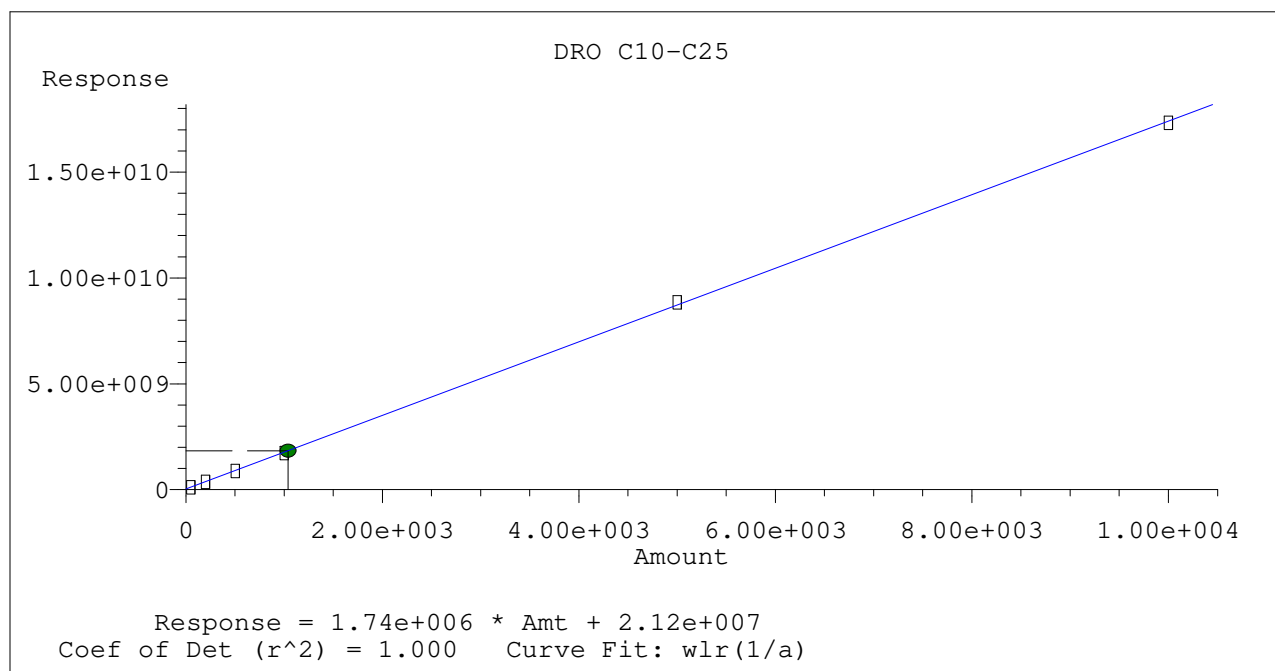
PK#		Compound Name	Exp_RT	Rel_RT	Cal	A/H	ID
1	H	DRO C10-C20	5.050	1.000	L	A	R
2	H	DRO C10-C25	5.150	1.000	L	A	R
3	H	DRO C10-C28	6.850	1.000	L	A	R
4	S	n-Eicosane	8.830	1.000	L	A	R
5	H1	ORO C20-C34	9.230	1.000	L	A	R
6	H1	ORO C25-C36	10.700	1.000	L	A	R
7	H1	DRO C10-C36	8.400	1.000	L	A	R
8	S	Squalene	11.558	1.000	L	A	R

Cal A = Average L = Linear LO = Linear w/origin Q = Quad QO = Quad w/origin  
A/H = Area or Height  
ID R = R.T. B = R.T. & Q Q = Qvalue L = Largest A = All

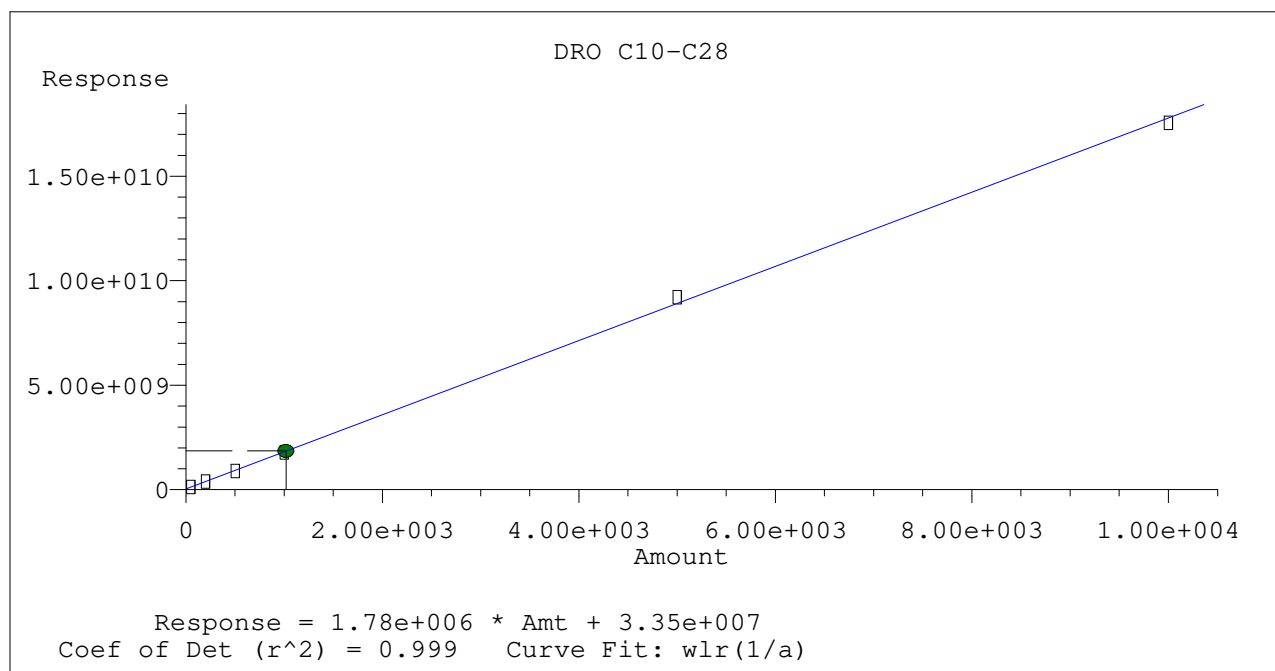
022820DRO-ORO.M Mon Mar 02 17:29:04 2020

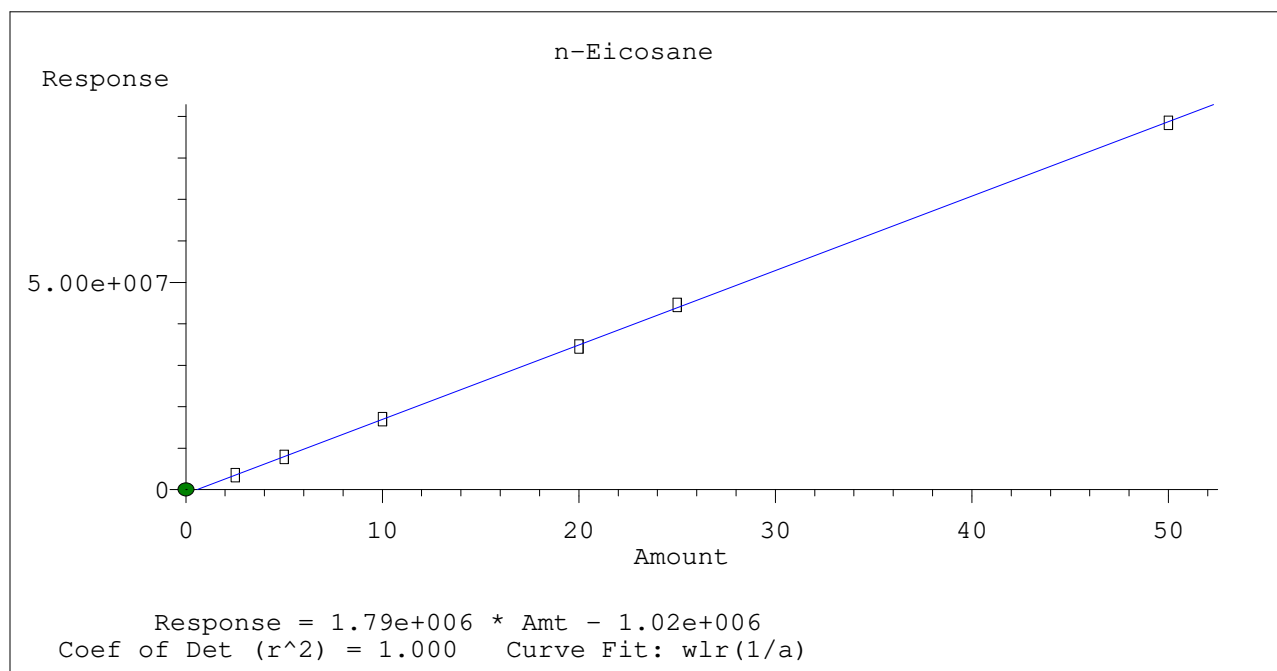


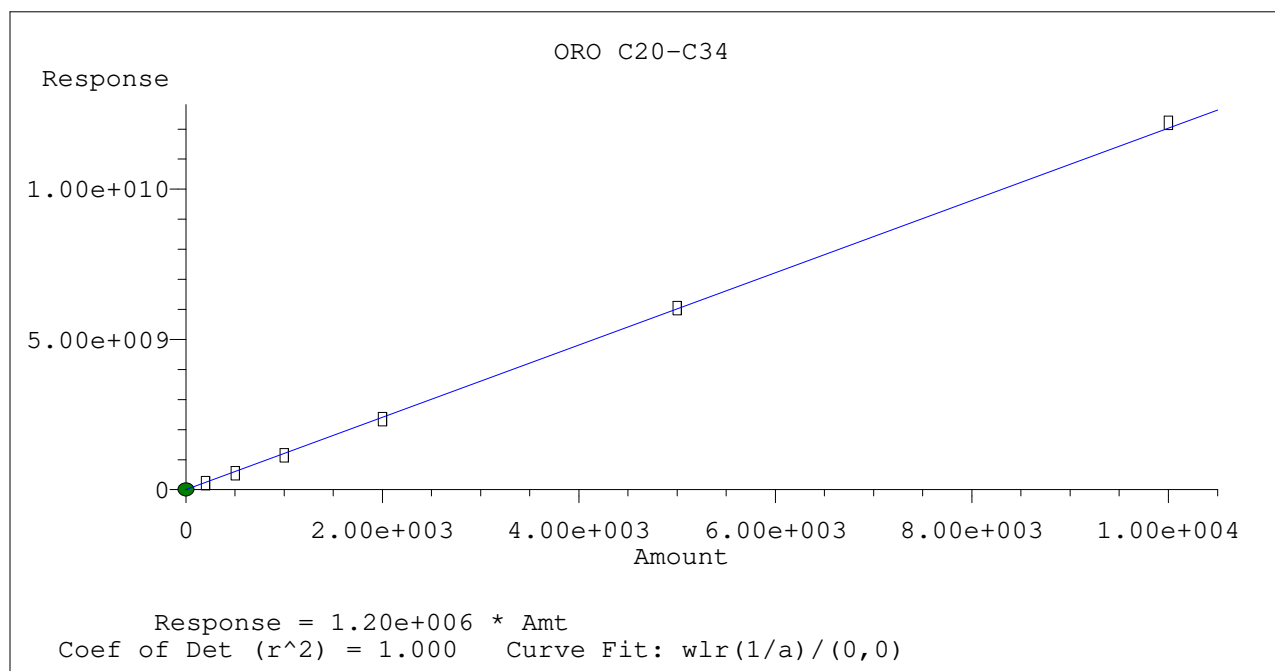


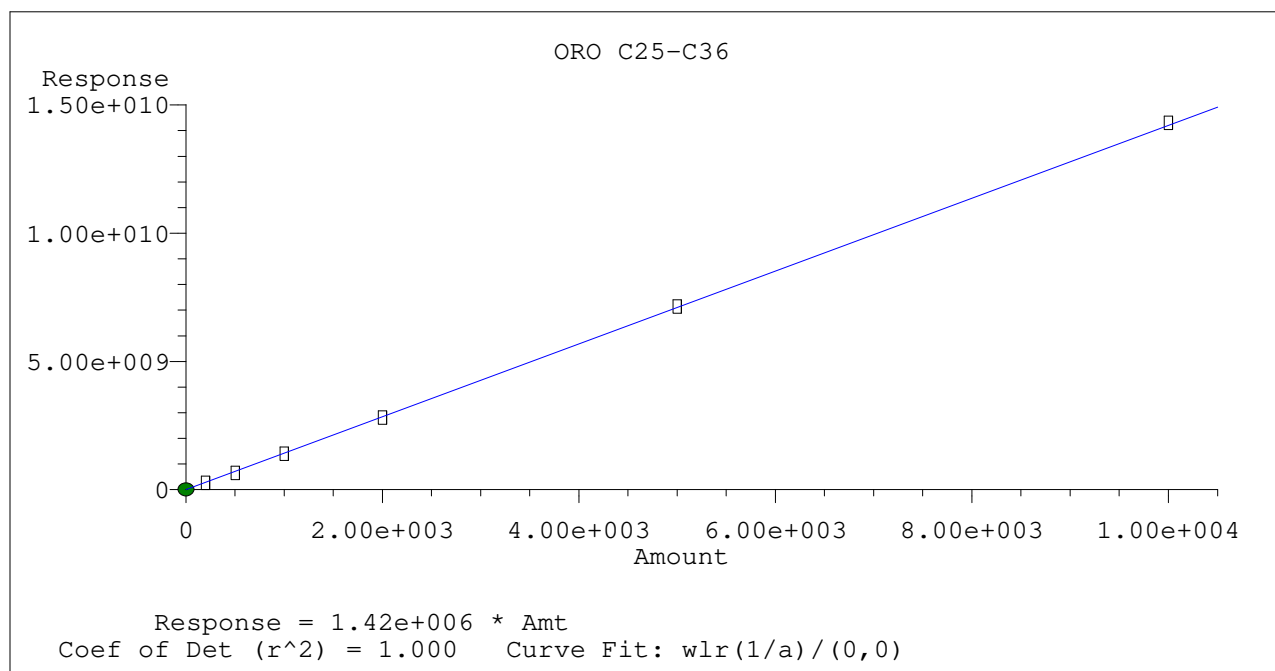


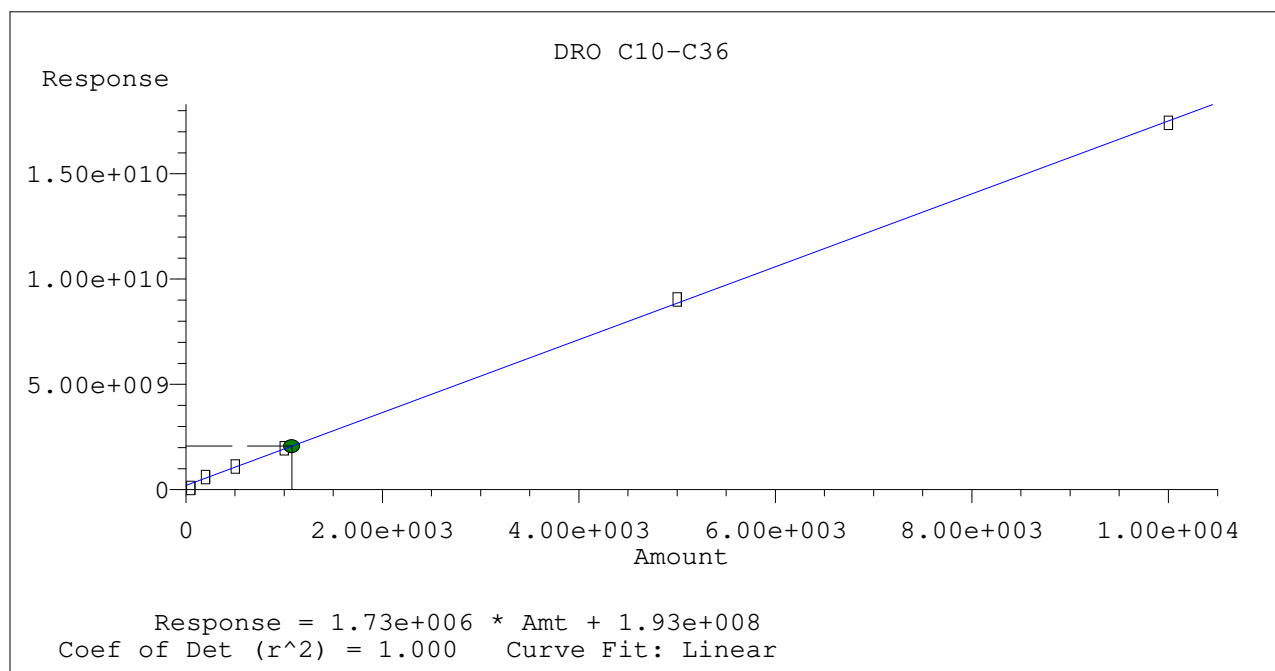












Data Path : R:\2\DATA\022820\  
 Data File : 02282001.D  
 Signal(s) : FID2B.CH  
 Acq On : 28 Feb 2020 8:59 am  
 Operator : GCSVOC-Dhiren  
 Sample : RTX-022820  
 Misc :  
 ALS Vial : 1 Sample Multiplier: 1

Integration File: EVENTS.E  
 Quant Time: Feb 28 09:50:10 2020  
 Quant Method : Z:\HPCHEM\2\METHODS\C10-40.M  
 Quant Title : Retention Time C8-40  
 QLast Update : Wed Dec 18 10:37:38 2019  
 Response via : Initial Calibration  
 Integrator: ChemStation 6890 Scale Mode: Large solvent peaks clipped

Volume Inj. :  
 Signal Phase :  
 Signal Info :

	Compound	R.T.	Response	Conc Units
-----				
Target	Compounds			
1)	C8	2.382	153832485	1.879 ug/mL
2)	C10	3.831	156981147	132.477 ug/mL
3)	C12	5.088	157405133	136.657 ug/mL
4)	C14	6.183	158072928	139.355 ug/mL
5)	C16	7.157	158828403	142.913 ug/mL
6)	C18	8.033	159642392	144.651 ug/mL
7)	C20	8.829	158967012	143.667 ug/mL
8)	C22	9.558	159247042	141.173 ug/mL
9)	C24	10.229	157662884	136.112 ug/mL
10)	C25	10.546	170203840	163.620 ug/mL
11)	C26	10.850	159537253	133.438 ug/mL
12)	C28	11.427	161105958	129.786 ug/mL
13)	C30	11.971	162040549	130.474 ug/mL
14)	C32	12.545	154599120	129.954 ug/mL
15)	C34	13.177	143418354	129.685 ug/mL
16)	C36	13.927	125477601	136.129 ug/mL
17)	C38	14.900	104811602	148.895 ug/mL
18)	C40	16.292	98251122	191.340 ug/mL
-----				

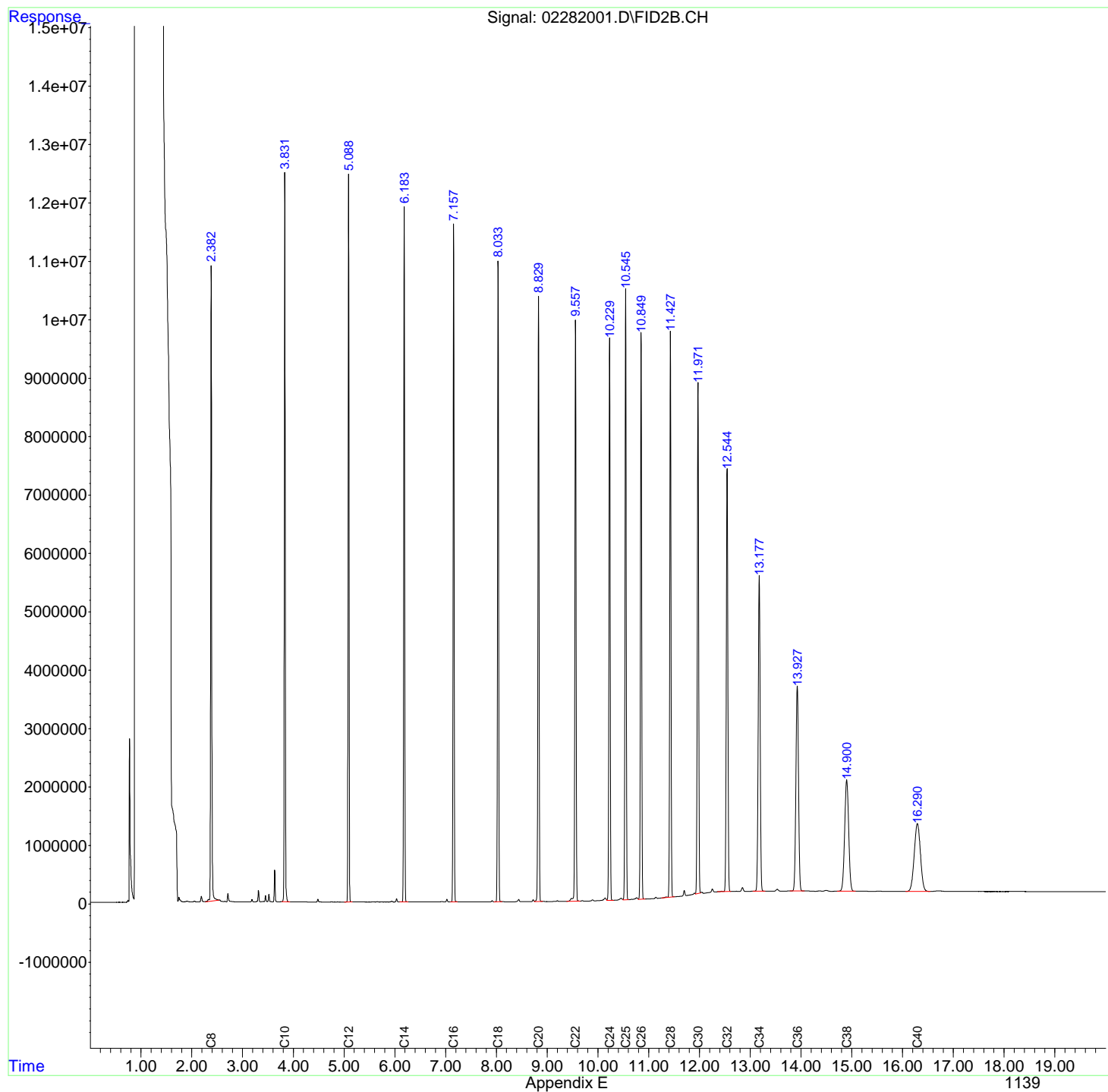
(f)=RT Delta > 1/2 Window

(m)=manual int.

Data Path : R:\2\DATA\022820\  
Data File : 02282001.D  
Signal(s) : FID2B.CH  
Acq On : 28 Feb 2020 8:59 am  
Operator : GCSVOC-Dhiren  
Sample : RTX-022820  
Misc :  
ALS Vial : 1 Sample Multiplier: 1

Integration File: EVENTS.E  
Quant Time: Feb 28 09:50:10 2020  
Quant Method : Z:\HPCHEM\2\METHODS\C10-40.M  
Quant Title : Rentention Time C8-40  
QLast Update : Wed Dec 18 10:37:38 2019  
Response via : Initial Calibration  
Integrator: ChemStation 6890 Scale Mode: Large solvent peaks clipped

Volume Inj. :  
Signal Phase :  
Signal Info :



Data Path : R:\2\DATA\022820\  
 Data File : 02282002.D  
 Signal(s) : FID2B.CH  
 Acq On : 28 Feb 2020 9:26 am  
 Operator : GCSVOC-Dhiren  
 Sample : ICB-022820  
 Misc :  
 ALS Vial : 2 Sample Multiplier: 1

Integration File: EVENTS.E  
 Quant Time: Feb 28 17:01:14 2020  
 Quant Method : Z:\HPCHEM\2\METHODS\022820DRO-ORO.M  
 Quant Title : DRO-ORO 09-09-15 DRO/ORO  
 QLast Update : Fri Feb 28 16:32:12 2020  
 Response via : Initial Calibration  
 Integrator: ChemStation 6890 Scale Mode: Large solvent peaks clipped

Volume Inj. :  
 Signal Phase :  
 Signal Info :

Compound	R.T.	Response	Conc	Units
-----				
System Monitoring Compounds				
4) S n-Eicosane	8.829	31364547	16.290	ug/mLm
8) S1 Squalene	11.557	23712200	14.249	ug/mLm
Target Compounds				
1) H DRO C10-C20	0.000	0	N.D.	ug/mL
2) H DRO C10-C25	0.000	0	N.D.	ug/mL
3) H DRO C10-C28	0.000	0	N.D.	ug/mL
5) H1 ORO C20-C34	0.000	0	N.D.	ug/mL
6) H1 ORO C25-C36	0.000	0	N.D.	ug/mL
7) H1 DRO C10-C36	0.000	0	N.D.	ug/mL
-----				

(f)=RT Delta > 1/2 Window

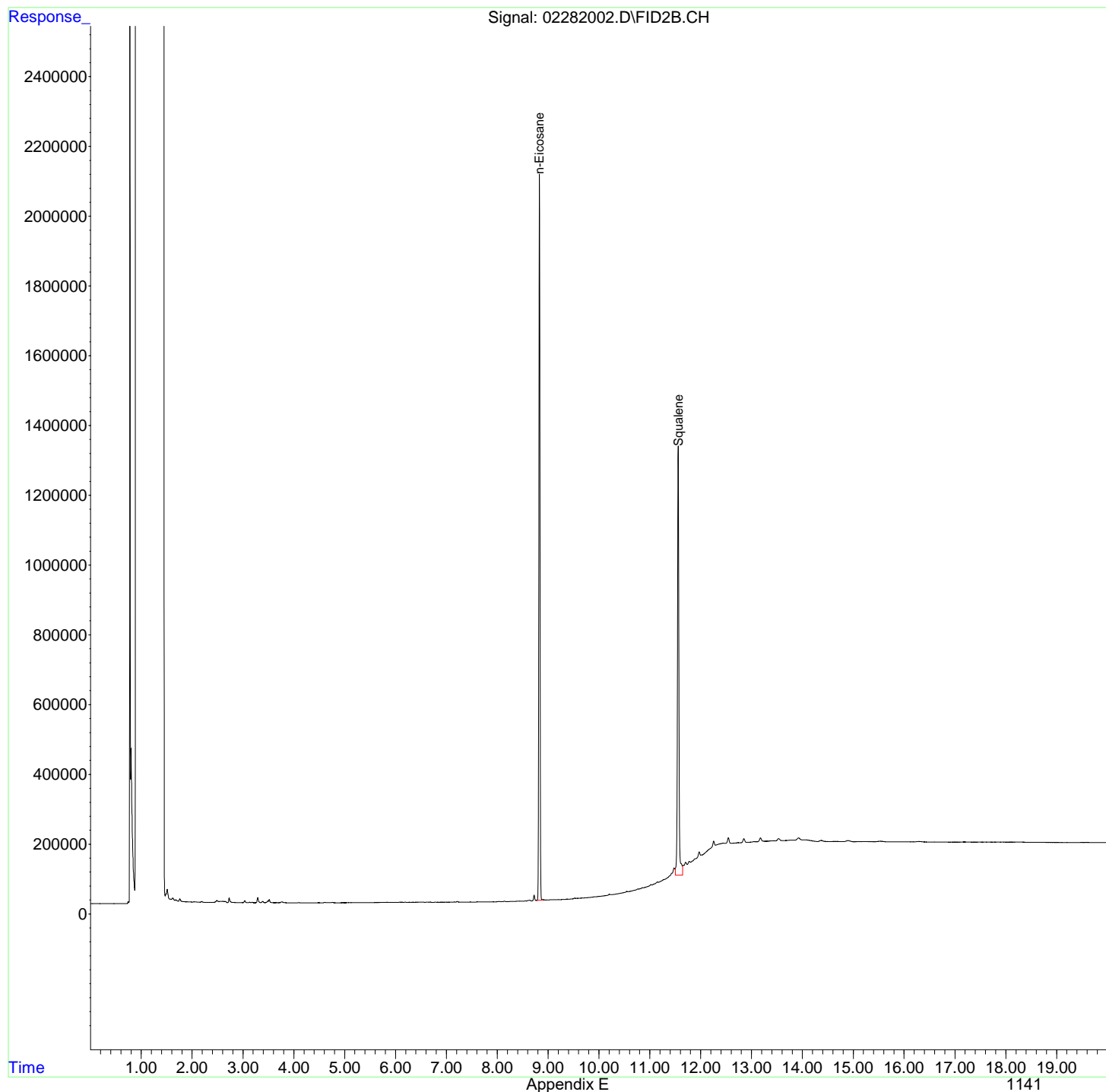
(m)=manual int.



Data Path : R:\2\DATA\022820\  
Data File : 02282002.D  
Signal(s) : FID2B.CH  
Acq On : 28 Feb 2020 9:26 am  
Operator : GCSVOC-Dhiren  
Sample : ICB-022820  
Misc :  
ALS Vial : 2 Sample Multiplier: 1

Integration File: EVENTS.E  
Quant Time: Feb 28 17:01:14 2020  
Quant Method : Z:\HPCHEM\2\METHODS\022820DRO-ORO.M  
Quant Title : DRO-ORO 09-09-15 DRO/ORO  
QLast Update : Fri Feb 28 16:32:12 2020  
Response via : Initial Calibration  
Integrator: ChemStation 6890 Scale Mode: Large solvent peaks clipped

Volume Inj. :  
Signal Phase :  
Signal Info :



Data Path : R:\2\DATA\022820\  
 Data File : 02282003.D  
 Signal(s) : FID2B.CH  
 Acq On : 28 Feb 2020 9:53 am  
 Operator : GCSVOC-Dhiren  
 Sample : ICAL1-DRO-022820  
 Misc :  
 ALS Vial : 3 Sample Multiplier: 1

Integration File: EVENTS.E  
 Quant Time: Feb 28 13:15:56 2020  
 Quant Method : Z:\HPCHEM\2\METHODS\022820DRO-ORO.M  
 Quant Title : DRO-ORO 09-09-15 DRO/ORO  
 QLast Update : Fri Feb 28 13:14:44 2020  
 Response via : Initial Calibration  
 Integrator: ChemStation 6890 Scale Mode: Large solvent peaks clipped

Volume Inj. :  
 Signal Phase :  
 Signal Info :

Compound	R.T.	Response	Conc Units
-----			
System Monitoring Compounds			
4) S n-Eicosane	0.000	0	N.D. ug/mL
8) S1 Squalene	11.559	5406215	3.662 ug/mLm
Target Compounds			
1) H DRO C10-C20	5.050	91182835	60.956 ug/mLm
2) H DRO C10-C25	5.150	111642630	64.056 ug/mLm
3) H DRO C10-C28	6.850	125327811	70.256 ug/mLm
5) H1 ORO C20-C34	0.000	0	N.D. ug/mL
6) H1 ORO C25-C36	0.000	0	N.D. ug/mL
7) H1 DRO C10-C36	0.000	0	N.D. ug/mL
-----			

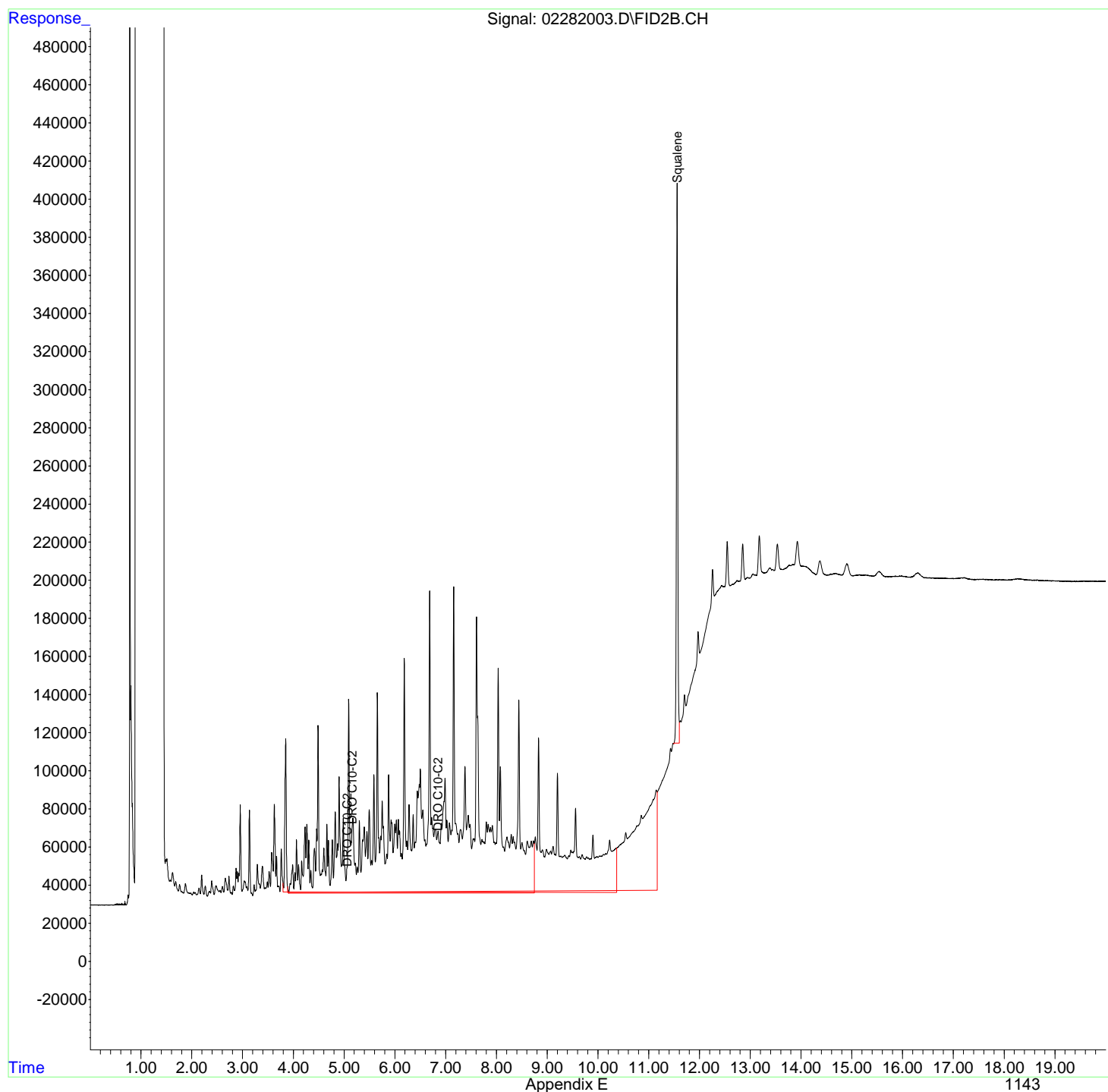
(f)=RT Delta > 1/2 Window

(m)=manual int.

Data Path : R:\2\DATA\022820\  
Data File : 02282003.D  
Signal(s) : FID2B.CH  
Acq On : 28 Feb 2020 9:53 am  
Operator : GCSVOC-Dhiren  
Sample : ICAL1-DRO-022820  
Misc :  
ALS Vial : 3 Sample Multiplier: 1

Integration File: EVENTS.E  
Quant Time: Feb 28 13:15:56 2020  
Quant Method : Z:\HPCHEM\2\METHODS\022820DRO-ORO.M  
Quant Title : DRO-ORO 09-09-15 DRO/ORO  
QLast Update : Fri Feb 28 13:14:44 2020  
Response via : Initial Calibration  
Integrator: ChemStation 6890 Scale Mode: Large solvent peaks clipped

Volume Inj. :  
Signal Phase :  
Signal Info :



Data Path : R:\2\DATA\022820\  
 Data File : 02282004.D  
 Signal(s) : FID2B.CH  
 Acq On : 28 Feb 2020 10:21 am  
 Operator : GCSVOC-Dhiren  
 Sample : ICAL2-DRO-022820  
 Misc :  
 ALS Vial : 4 Sample Multiplier: 1

Integration File: EVENTS.E  
 Quant Time: Feb 28 13:14:23 2020  
 Quant Method : Z:\HPCHEM\2\METHODS\022820DRO-ORO.M  
 Quant Title : DRO-ORO 09-09-15 DRO/ORO  
 QLast Update : Fri Feb 28 13:13:00 2020  
 Response via : Initial Calibration  
 Integrator: ChemStation 6890 Scale Mode: Large solvent peaks clipped

Volume Inj. :  
 Signal Phase :  
 Signal Info :

Compound	R.T.	Response	Conc Units
-----			
System Monitoring Compounds			
4) S n-Eicosane	0.000	0	N.D. ug/mL
8) S1 Squalene	11.558	9459494	6.685 ug/mLm
Target Compounds			
1) H DRO C10-C20	5.050	332226759	222.576 ug/mLm
2) H DRO C10-C25	5.150	364248777	209.293 ug/mLm
3) H DRO C10-C28	6.850	389757768	218.973 ug/mLm
5) H1 ORO C20-C34	0.000	0	N.D. ug/mL
6) H1 ORO C25-C36	0.000	0	N.D. ug/mL
7) H1 DRO C10-C36	8.400	592488824	333.214 ug/mLm
-----			

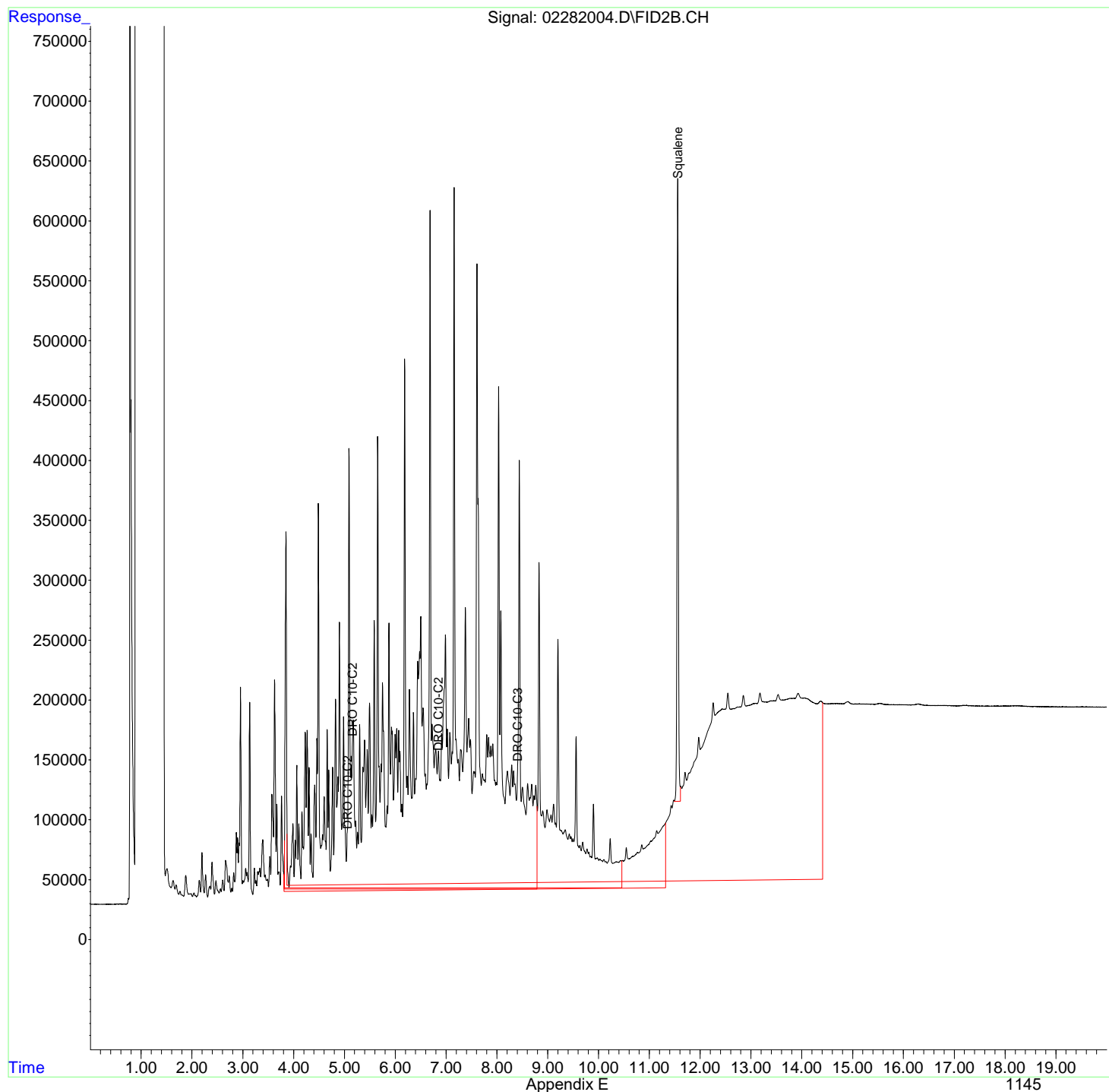
(f)=RT Delta > 1/2 Window

(m)=manual int.

Data Path : R:\2\DATA\022820\  
Data File : 02282004.D  
Signal(s) : FID2B.CH  
Acq On : 28 Feb 2020 10:21 am  
Operator : GCSVOC-Dhiren  
Sample : ICAL2-DRO-022820  
Misc :  
ALS Vial : 4 Sample Multiplier: 1

Integration File: EVENTS.E  
Quant Time: Feb 28 13:14:23 2020  
Quant Method : Z:\HPCHEM\2\METHODS\022820DRO-ORO.M  
Quant Title : DRO-ORO 09-09-15 DRO/ORO  
QLast Update : Fri Feb 28 13:13:00 2020  
Response via : Initial Calibration  
Integrator: ChemStation 6890 Scale Mode: Large solvent peaks clipped

Volume Inj. :  
Signal Phase :  
Signal Info :



Data Path : R:\2\DATA\022820\  
 Data File : 02282005.D  
 Signal(s) : FID2B.CH  
 Acq On : 28 Feb 2020 10:48 am  
 Operator : GCSVOC-Dhiren  
 Sample : ICAL3-DRO-022820  
 Misc :  
 ALS Vial : 5 Sample Multiplier: 1

Integration File: EVENTS.E  
 Quant Time: Feb 28 13:12:47 2020  
 Quant Method : Z:\HPCHEM\2\METHODS\022820DRO-ORO.M  
 Quant Title : DRO-ORO 09-09-15 DRO/ORO  
 QLast Update : Fri Feb 28 13:10:23 2020  
 Response via : Initial Calibration  
 Integrator: ChemStation 6890 Scale Mode: Large solvent peaks clipped

Volume Inj. :  
 Signal Phase :  
 Signal Info :

Compound	R.T.	Response	Conc	Units
-----				
System Monitoring Compounds				
4) S n-Eicosane	0.000	0	N.D.	ug/mL
8) S1 Squalene	11.558	15340055	10.594	ug/mL
Target Compounds				
1) H DRO C10-C20	5.050	804620739	542.094	ug/mLm
2) H DRO C10-C25	5.150	872619468	503.264	ug/mLm
3) H DRO C10-C28	6.850	888947826	501.489	ug/mLm
5) H1 ORO C20-C34	0.000	0	N.D.	ug/mL
6) H1 ORO C25-C36	0.000	0	N.D.	ug/mL
7) H1 DRO C10-C36	8.400	1097806521	632.630	ug/mLm
-----				

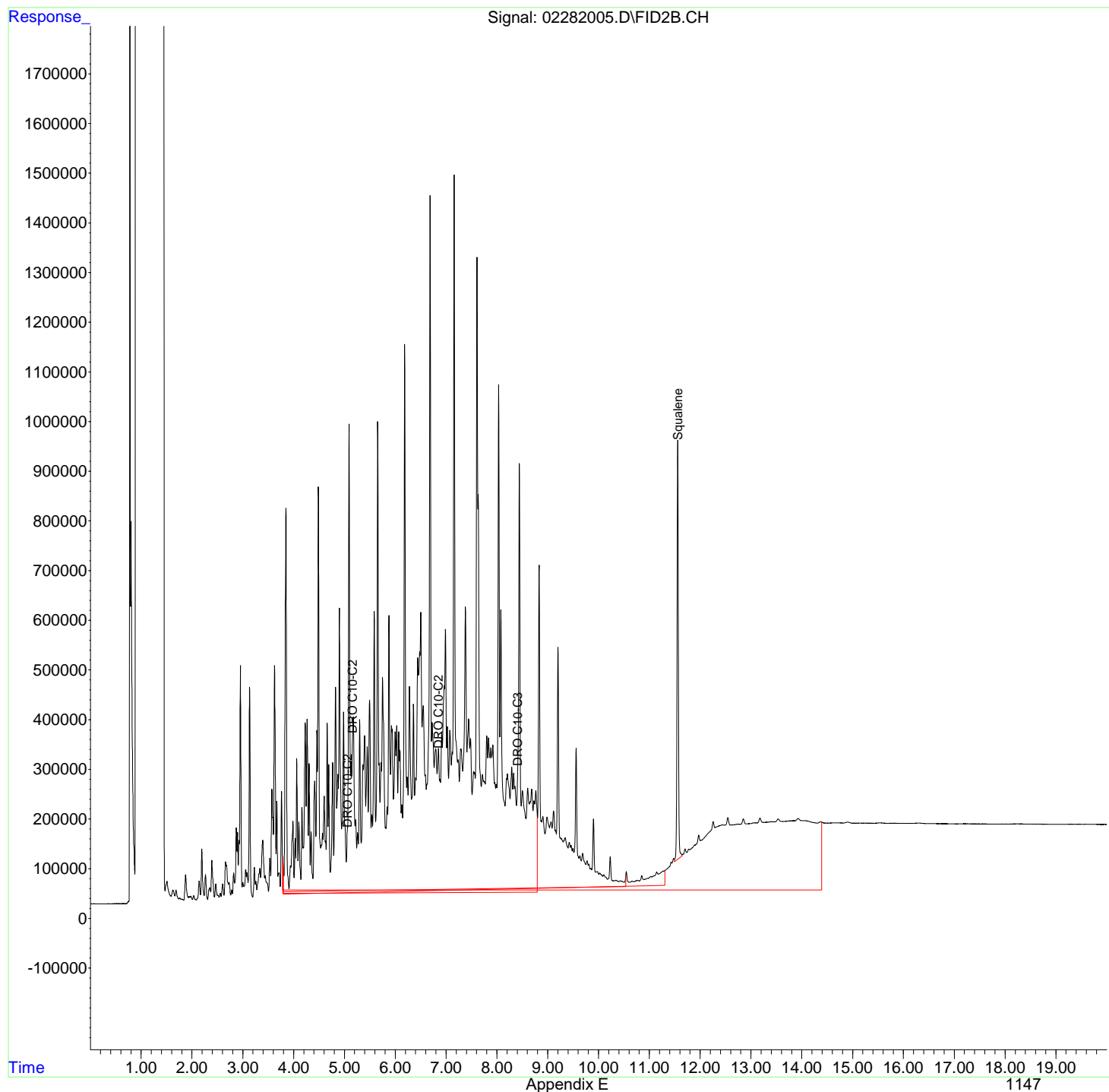
(f)=RT Delta > 1/2 Window

(m)=manual int.

Data Path : R:\2\DATA\022820\  
Data File : 02282005.D  
Signal(s) : FID2B.CH  
Acq On : 28 Feb 2020 10:48 am  
Operator : GCSVOC-Dhiren  
Sample : ICAL3-DRO-022820  
Misc :  
ALS Vial : 5 Sample Multiplier: 1

Integration File: EVENTS.E  
Quant Time: Feb 28 13:12:47 2020  
Quant Method : Z:\HPCHEM\2\METHODS\022820DRO-ORO.M  
Quant Title : DRO-ORO 09-09-15 DRO/ORO  
QLast Update : Fri Feb 28 13:10:23 2020  
Response via : Initial Calibration  
Integrator: ChemStation 6890 Scale Mode: Large solvent peaks clipped

Volume Inj. :  
Signal Phase :  
Signal Info :



Data Path : R:\2\DATA\022820\  
 Data File : 02282006.D  
 Signal(s) : FID2B.CH  
 Acq On : 28 Feb 2020 11:15 am  
 Operator : GCSVOC-Dhiren  
 Sample : ICAL4-DRO-022820  
 Misc :  
 ALS Vial : 6 Sample Multiplier: 1

Integration File: EVENTS.E  
 Quant Time: Feb 28 13:05:25 2020  
 Quant Method : Z:\HPCHEM\2\METHODS\022820DRO-ORO.M  
 Quant Title : DRO-ORO 09-09-15 DRO/ORO  
 QLast Update : Wed Sep 21 17:41:04 2016  
 Response via : Initial Calibration  
 Integrator: ChemStation 6890 Scale Mode: Large solvent peaks clipped

Volume Inj. :  
 Signal Phase :  
 Signal Info :

Compound	R.T.	Response	Conc	Units
-----				
System Monitoring Compounds				
4) S n-Eicosane	0.000	0	N.D.	ug/mL
8) S1 Squalene	11.559	31675808	25.067	ug/mLm
Target Compounds				
1) H DRO C10-C20	5.050	1551371374	1088.809	ug/mLm
2) H DRO C10-C25	5.150	1727727251	1040.814	ug/mLm
3) H DRO C10-C28	6.850	1769699199	1052.808	ug/mLm
5) H1 ORO C20-C34	0.000	0	N.D.	ug/mL
6) H1 ORO C25-C36	0.000	0	N.D.	ug/mL
7) H1 DRO C10-C36	8.400	1960365786	1172.457	ug/mLm
-----				

(f)=RT Delta > 1/2 Window

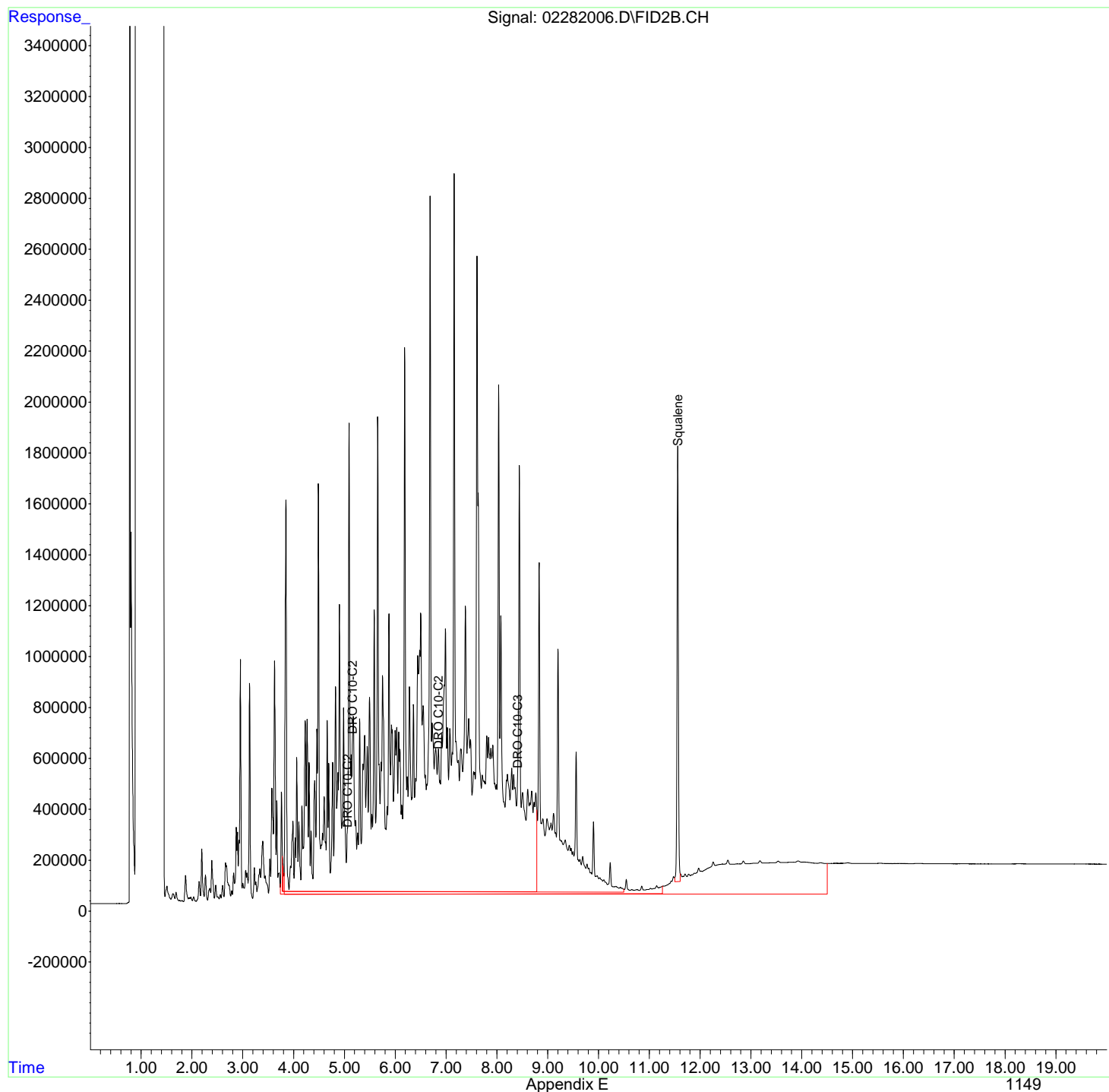
(m)=manual int.



Data Path : R:\2\DATA\022820\  
Data File : 02282006.D  
Signal(s) : FID2B.CH  
Acq On : 28 Feb 2020 11:15 am  
Operator : GCSVOC-Dhiren  
Sample : ICAL4-DRO-022820  
Misc :  
ALS Vial : 6 Sample Multiplier: 1

Integration File: EVENTS.E  
Quant Time: Feb 28 13:05:25 2020  
Quant Method : Z:\HPCHEM\2\METHODS\022820DRO-ORO.M  
Quant Title : DRO-ORO 09-09-15 DRO/ORO  
QLast Update : Wed Sep 21 17:41:04 2016  
Response via : Initial Calibration  
Integrator: ChemStation 6890 Scale Mode: Large solvent peaks clipped

Volume Inj. :  
Signal Phase :  
Signal Info :



Data Path : R:\2\DATA\022820\  
 Data File : 02282007.D  
 Signal(s) : FID2B.CH  
 Acq On : 28 Feb 2020 11:42 am  
 Operator : GCSVOC-Dhiren  
 Sample : ICAL5-DRO-022820  
 Misc :  
 ALS Vial : 7 Sample Multiplier: 1

Integration File: EVENTS.E  
 Quant Time: Feb 28 13:08:15 2020  
 Quant Method : Z:\HPCHEM\2\METHODS\022820DRO-ORO.M  
 Quant Title : DRO-ORO 09-09-15 DRO/ORO  
 QLast Update : Fri Feb 28 13:05:43 2020  
 Response via : Initial Calibration  
 Integrator: ChemStation 6890 Scale Mode: Large solvent peaks clipped

Volume Inj. :  
 Signal Phase :  
 Signal Info :

Compound	R.T.	Response	Conc	Units
-----				
System Monitoring Compounds				
4) S n-Eicosane	0.000	0	N.D.	ug/mL
8) S1 Squalene	11.559	40784589	31.334	ug/mLm
Target Compounds				
1) H DRO C10-C20	5.050	7443190784	5209.838	ug/mLm
2) H DRO C10-C25	5.150	8837285072	5320.408	ug/mLm
3) H DRO C10-C28	6.850	9208054804	5466.982	ug/mLm
5) H1 ORO C20-C34	0.000	0	N.D.	ug/mL
6) H1 ORO C25-C36	0.000	0	N.D.	ug/mL
7) H1 DRO C10-C36	8.400	9031355790	5318.934	ug/mLm
-----				

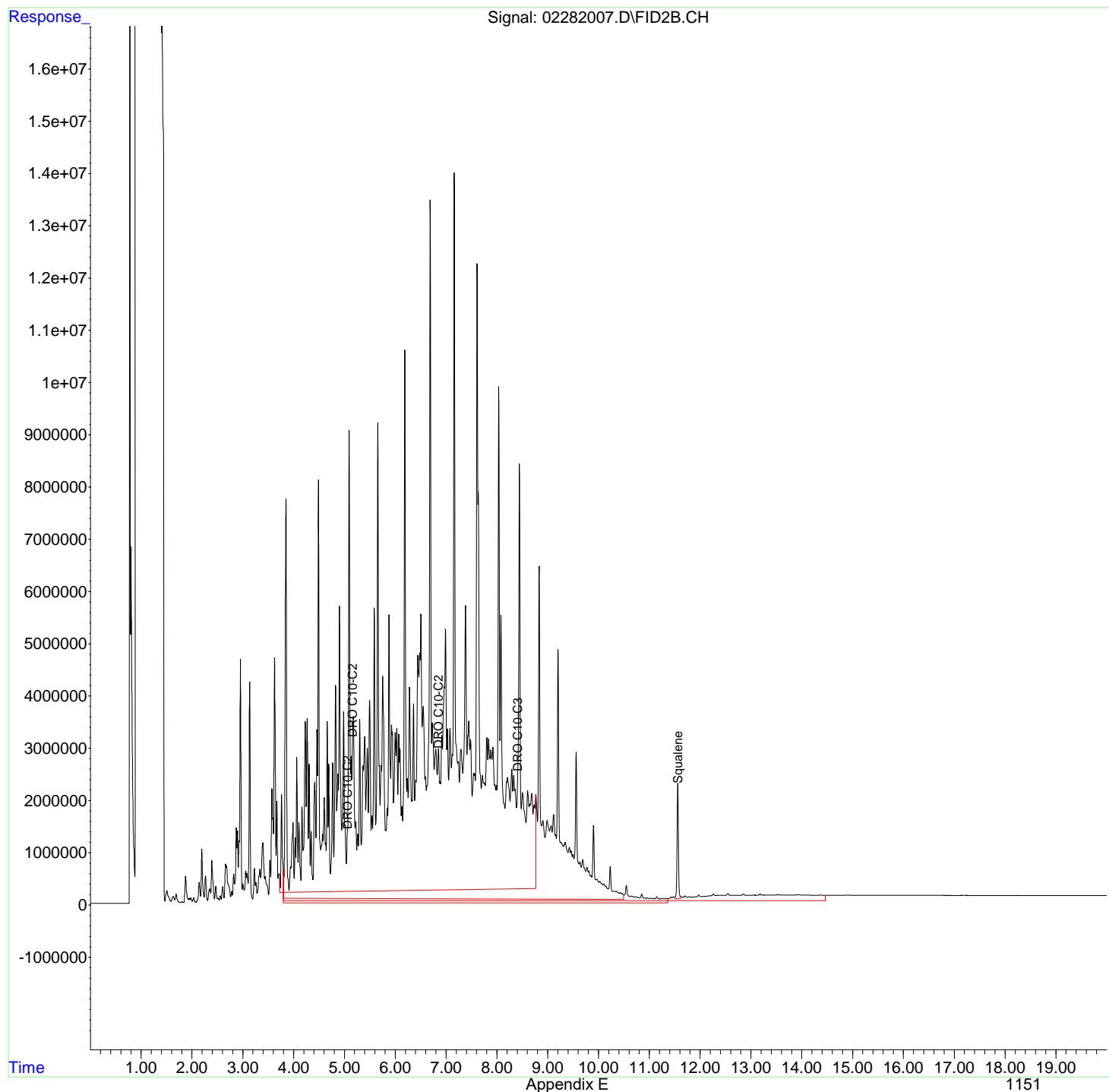
(f)=RT Delta > 1/2 Window

(m)=manual int.

Data Path : R:\2\DATA\022820\  
Data File : 02282007.D  
Signal(s) : FID2B.CH  
Acq On : 28 Feb 2020 11:42 am  
Operator : GCSVOC-Dhiren  
Sample : ICAL5-DRO-022820  
Misc :  
ALS Vial : 7 Sample Multiplier: 1

Integration File: EVENTS.E  
Quant Time: Feb 28 13:08:15 2020  
Quant Method : Z:\HPCHEM\2\METHODS\022820DRO-ORO.M  
Quant Title : DRO-ORO 09-09-15 DRO/ORO  
QLast Update : Fri Feb 28 13:05:43 2020  
Response via : Initial Calibration  
Integrator: ChemStation 6890 Scale Mode: Large solvent peaks clipped

Volume Inj. :  
Signal Phase :  
Signal Info :



Data Path : R:\2\DATA\022820\  
 Data File : 02282008.D  
 Signal(s) : FID2B.CH  
 Acq On : 28 Feb 2020 12:09 pm  
 Operator : GCSVOC-Dhiren  
 Sample : ICAL6-DRO-022820  
 Misc :  
 ALS Vial : 8 Sample Multiplier: 1

Integration File: EVENTS.E  
 Quant Time: Feb 28 13:10:06 2020  
 Quant Method : Z:\HPCHEM\2\METHODS\022820DRO-ORO.M  
 Quant Title : DRO-ORO 09-09-15 DRO/ORO  
 QLast Update : Fri Feb 28 13:08:28 2020  
 Response via : Initial Calibration  
 Integrator: ChemStation 6890 Scale Mode: Large solvent peaks clipped

Volume Inj. :  
 Signal Phase :  
 Signal Info :

Compound	R.T.	Response	Conc	Units
-----				
System Monitoring Compounds				
4) S n-Eicosane	0.000	0	N.D.	ug/mL
8) S1 Squalene	11.559	82285695	60.793	ug/mLm
Target Compounds				
1) H DRO C10-C20	5.050	14859965665	10208.164	ug/mLm
2) H DRO C10-C25	5.150	17320512741	10208.059	ug/mLm
3) H DRO C10-C28	6.850	17552114290	10080.364	ug/mLm
5) H1 ORO C20-C34	0.000	0	N.D.	ug/mL
6) H1 ORO C25-C36	0.000	0	N.D.	ug/mL
7) H1 DRO C10-C36	8.400	17415817236	10000.651	ug/mLm
-----				

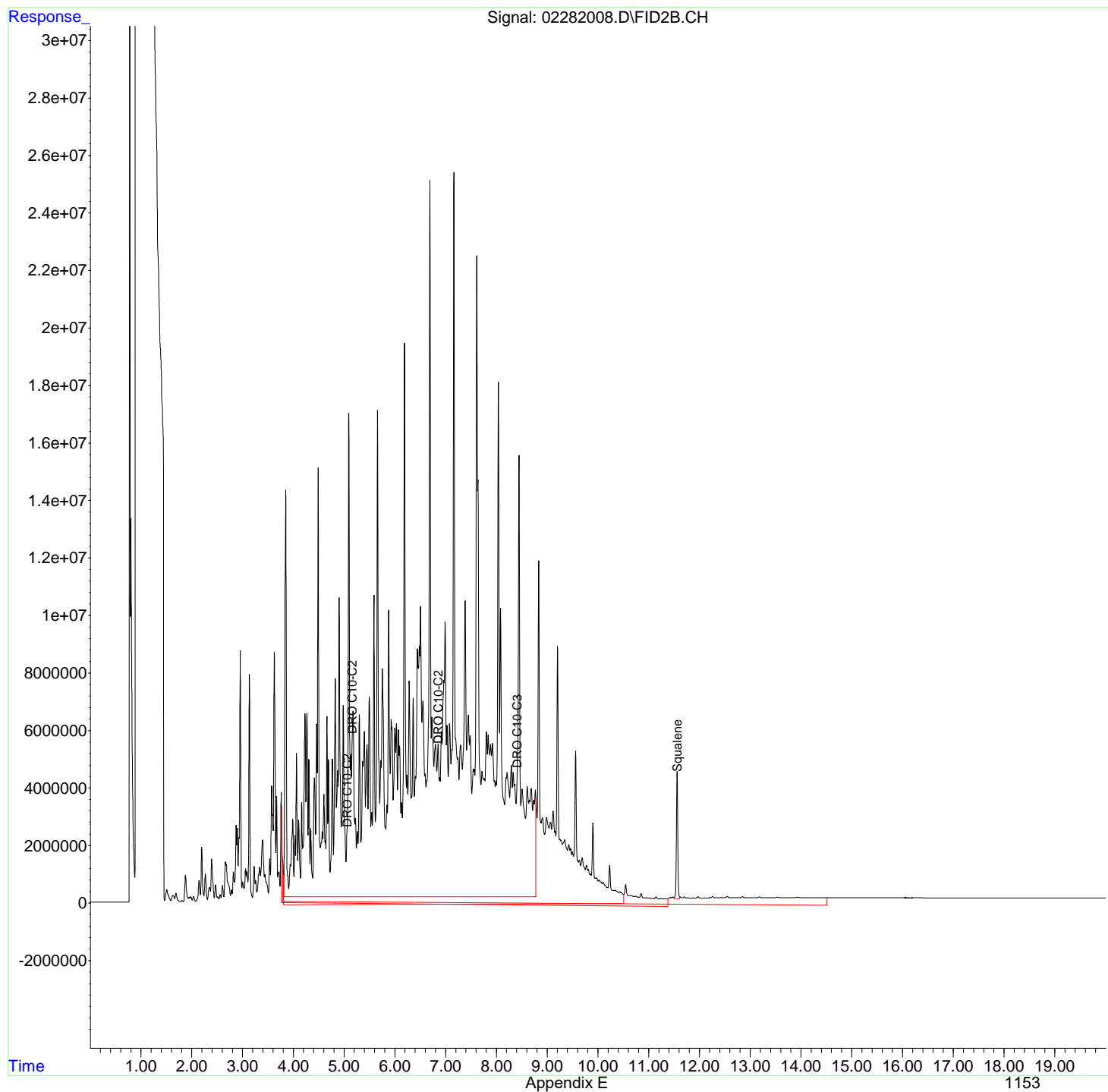
(f)=RT Delta > 1/2 Window

(m)=manual int.

Data Path : R:\2\DATA\022820\  
Data File : 02282008.D  
Signal(s) : FID2B.CH  
Acq On : 28 Feb 2020 12:09 pm  
Operator : GCSVOC-Dhiren  
Sample : ICAL6-DRO-022820  
Misc :  
ALS Vial : 8 Sample Multiplier: 1

Integration File: EVENTS.E  
Quant Time: Feb 28 13:10:06 2020  
Quant Method : Z:\HPCHEM\2\METHODS\022820DRO-ORO.M  
Quant Title : DRO-ORO 09-09-15 DRO/ORO  
QLast Update : Fri Feb 28 13:08:28 2020  
Response via : Initial Calibration  
Integrator: ChemStation 6890 Scale Mode: Large solvent peaks clipped

Volume Inj. :  
Signal Phase :  
Signal Info :



Data Path : R:\2\DATA\022820\  
Data File : 02282009.D  
Signal(s) : FID2B.CH  
Acq On : 28 Feb 2020 12:37 pm  
Operator : GCSVOC-Dhiren  
Sample : ICV-DRO-022820  
Misc :  
ALS Vial : 9 Sample Multiplier: 1

Integration File: EVENTS.E  
Quant Time: Feb 28 13:47:19 2020  
Quant Method : Z:\HPCHEM\2\METHODS\022820DRO-ORO.M  
Quant Title : DRO-ORO 09-09-15 DRO/ORO  
QLast Update : Fri Feb 28 13:17:22 2020  
Response via : Initial Calibration  
Integrator: ChemStation 6890 Scale Mode: Large solvent peaks clipped

Volume Inj. :  
Signal Phase :  
Signal Info :

Min. RRF : 0.000 Min. Rel. Area : 50% Max. R.T. Dev 0.50min  
Max. RRF Dev : 15% Max. Rel. Area : 150%

	Compound	Amount	Calc.	%Dev	Area%	Dev (Min)
1 H	DRO C10-C20	1000.000	1129.214	-12.9	0	0.00
2 H	DRO C10-C25	1000.000	1037.896	-3.8	0	0.00
3 H	DRO C10-C28	1000.000	1016.536	-1.7	0	0.00
7 H1	DRO C10-C36	1000.000	1075.368	-7.5	0	0.00
8 S1	Squalene	20.000	20.606	-3.0	0	0.00

## Evaluate Continuing Calibration Report - Not Found

4 S	n-Eicosane	10.000	0.000	100.0#	0	-8.83#
5 H1	ORO C20-C34	1000.000	0.000	100.0#	0	-9.23#
6 H1	ORO C25-C36	1000.000	0.000	100.0#	0	-10.70#

(#) = Out of Range

SPCC's out = 0 CCC's out = 0

Data Path : R:\2\DATA\022820\  
 Data File : 02282009.D  
 Signal(s) : FID2B.CH  
 Acq On : 28 Feb 2020 12:37 pm  
 Operator : GCSVOC-Dhiren  
 Sample : ICV-DRO-022820  
 Misc :  
 ALS Vial : 9 Sample Multiplier: 1

Integration File: EVENTS.E  
 Quant Time: Feb 28 13:47:19 2020  
 Quant Method : Z:\HPCHEM\2\METHODS\022820DRO-ORO.M  
 Quant Title : DRO-ORO 09-09-15 DRO/ORO  
 QLast Update : Fri Feb 28 13:17:22 2020  
 Response via : Initial Calibration  
 Integrator: ChemStation 6890 Scale Mode: Large solvent peaks clipped

Volume Inj. :  
 Signal Phase :  
 Signal Info :

Compound	R.T.	Response	Conc	Units
-----				
System Monitoring Compounds				
4) S n-Eicosane	0.000	0	N.D.	ug/mL
8) S1 Squalene	11.559	33758071	20.606	ug/mL
Target Compounds				
1) H DRO C10-C20	5.050	1705425261	1129.214	ug/mLm
2) H DRO C10-C25	5.150	1824780223	1037.896	ug/mL
3) H DRO C10-C28	6.850	1837979264	1016.536	ug/mL
5) H1 ORO C20-C34	0.000	0	N.D.	ug/mL
6) H1 ORO C25-C36	0.000	0	N.D.	ug/mL
7) H1 DRO C10-C36	8.400	2055494455	1075.368	ug/mL
-----				

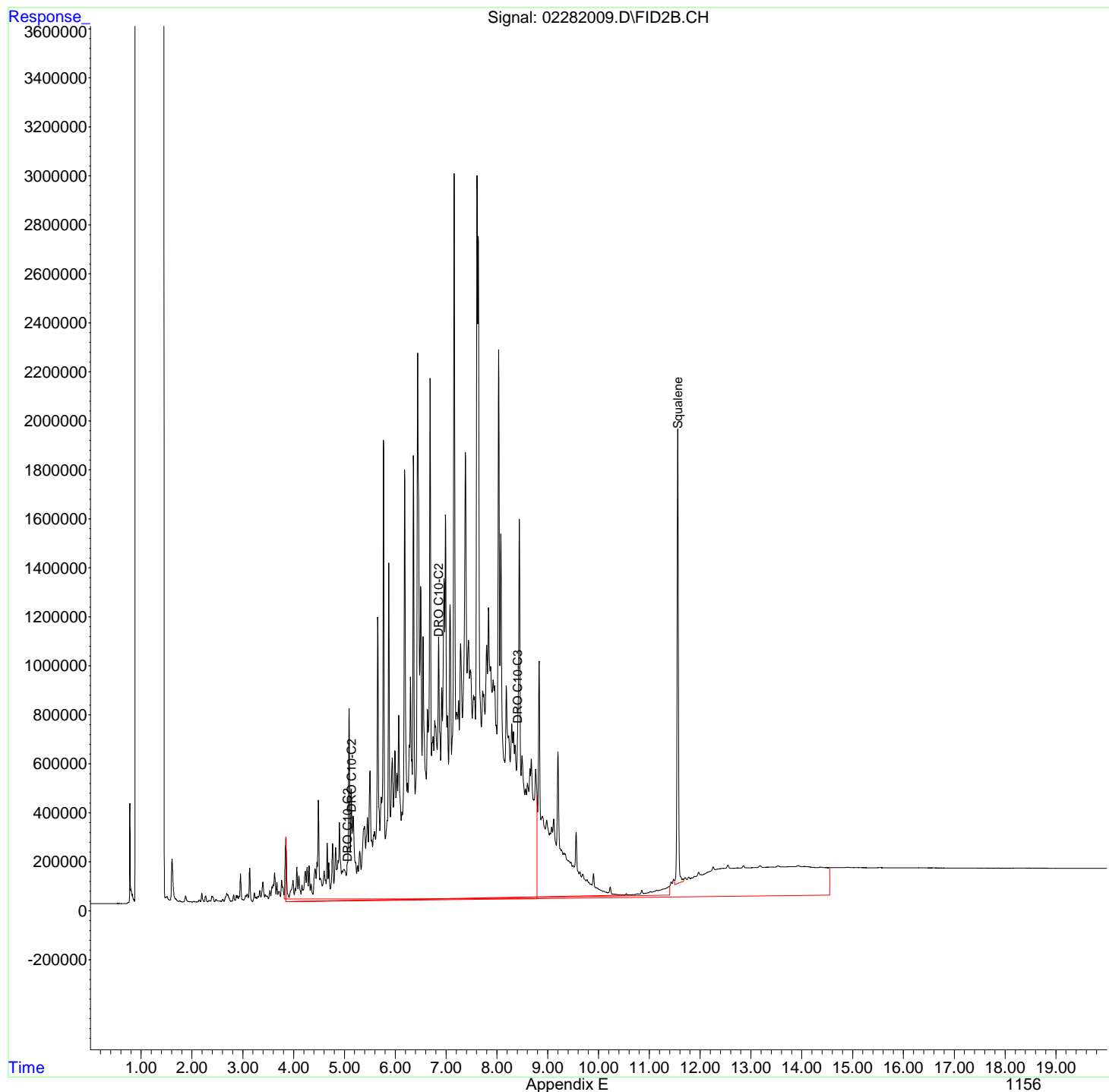
(f)=RT Delta > 1/2 Window

(m)=manual int.

Data Path : R:\2\DATA\022820\  
Data File : 02282009.D  
Signal(s) : FID2B.CH  
Acq On : 28 Feb 2020 12:37 pm  
Operator : GCSVOC-Dhiren  
Sample : ICV-DRO-022820  
Misc :  
ALS Vial : 9 Sample Multiplier: 1

Integration File: EVENTS.E  
Quant Time: Feb 28 13:47:19 2020  
Quant Method : Z:\HPCHEM\2\METHODS\022820DRO-ORO.M  
Quant Title : DRO-ORO 09-09-15 DRO/ORO  
QLast Update : Fri Feb 28 13:17:22 2020  
Response via : Initial Calibration  
Integrator: ChemStation 6890 Scale Mode: Large solvent peaks clipped

Volume Inj. :  
Signal Phase :  
Signal Info :





Data Path : R:\2\DATA\022820\  
 Data File : 02282010.D  
 Signal(s) : FID2B.CH  
 Acq On : 28 Feb 2020 1:04 pm  
 Operator : GCSVOC-Dhiren  
 Sample : ICAL1-ORO-022820  
 Misc :  
 ALS Vial : 10 Sample Multiplier: 1

Integration File: EVENTS.E  
 Quant Time: Feb 28 16:30:06 2020  
 Quant Method : Z:\HPCHEM\2\METHODS\022820DRO-ORO.M  
 Quant Title : DRO-ORO 09-09-15 DRO/ORO  
 QLast Update : Fri Feb 28 16:28:53 2020  
 Response via : Initial Calibration  
 Integrator: ChemStation 6890 Scale Mode: Large solvent peaks clipped

Volume Inj. :  
 Signal Phase :  
 Signal Info :

Compound	R.T.	Response	Conc Units
-----			
System Monitoring Compounds			
4) S n-Eicosane	8.830	5866792	3.342 ug/mLm
8) S1 Squalene	0.000	0	N.D. ug/mL
Target Compounds			
1) H DRO C10-C20	0.000	0	N.D. ug/mL
2) H DRO C10-C25	0.000	0	N.D. ug/mL
3) H DRO C10-C28	0.000	0	N.D. ug/mL
5) H1 ORO C20-C34	9.230	341464776	310.717 ug/mLm
6) H1 ORO C25-C36	10.700	419091154	319.851 ug/mLm
7) H1 DRO C10-C36	0.000	0	N.D. ug/mL
-----			

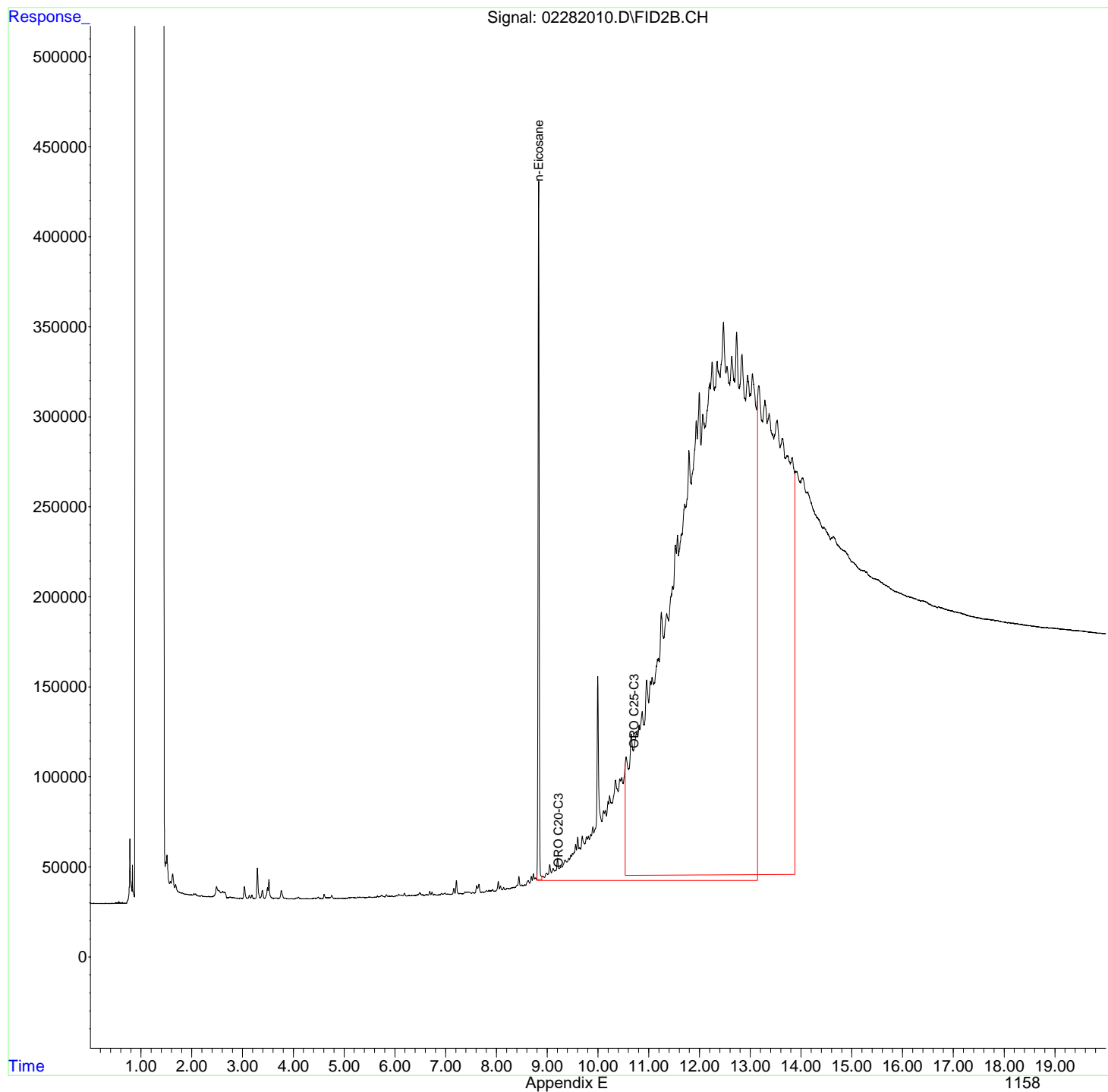
(f)=RT Delta > 1/2 Window

(m)=manual int.

Data Path : R:\2\DATA\022820\  
Data File : 02282010.D  
Signal(s) : FID2B.CH  
Acq On : 28 Feb 2020 1:04 pm  
Operator : GCSVOC-Dhiren  
Sample : ICAL1-ORO-022820  
Misc :  
ALS Vial : 10 Sample Multiplier: 1

Integration File: EVENTS.E  
Quant Time: Feb 28 16:30:06 2020  
Quant Method : Z:\HPCHEM\2\METHODS\022820DRO-ORO.M  
Quant Title : DRO-ORO 09-09-15 DRO/ORO  
QLast Update : Fri Feb 28 16:28:53 2020  
Response via : Initial Calibration  
Integrator: ChemStation 6890 Scale Mode: Large solvent peaks clipped

Volume Inj. :  
Signal Phase :  
Signal Info :



Data Path : R:\2\DATA\022820\  
 Data File : 02282011.D  
 Signal(s) : FID2B.CH  
 Acq On : 28 Feb 2020 1:31 pm  
 Operator : GCSVOC-Dhiren  
 Sample : ICAL2-ORO-022820  
 Misc :  
 ALS Vial : 11 Sample Multiplier: 1

Integration File: EVENTS.E  
 Quant Time: Feb 28 16:28:43 2020  
 Quant Method : Z:\HPCHEM\2\METHODS\022820DRO-ORO.M  
 Quant Title : DRO-ORO 09-09-15 DRO/ORO  
 QLast Update : Fri Feb 28 16:27:29 2020  
 Response via : Initial Calibration  
 Integrator: ChemStation 6890 Scale Mode: Large solvent peaks clipped

Volume Inj. :  
 Signal Phase :  
 Signal Info :

Compound	R.T.	Response	Conc	Units
-----				
System Monitoring Compounds				
4) S n-Eicosane	8.830	11223436	6.565	ug/mLm
8) S1 Squalene	0.000	0	N.D.	ug/mL
Target Compounds				
1) H DRO C10-C20	0.000	0	N.D.	ug/mL
2) H DRO C10-C25	0.000	0	N.D.	ug/mL
3) H DRO C10-C28	0.000	0	N.D.	ug/mL
5) H1 ORO C20-C34	9.230	636095599	581.549	ug/mLm
6) H1 ORO C25-C36	10.700	774934106	594.404	ug/mLm
7) H1 DRO C10-C36	0.000	0	N.D.	ug/mL
-----				

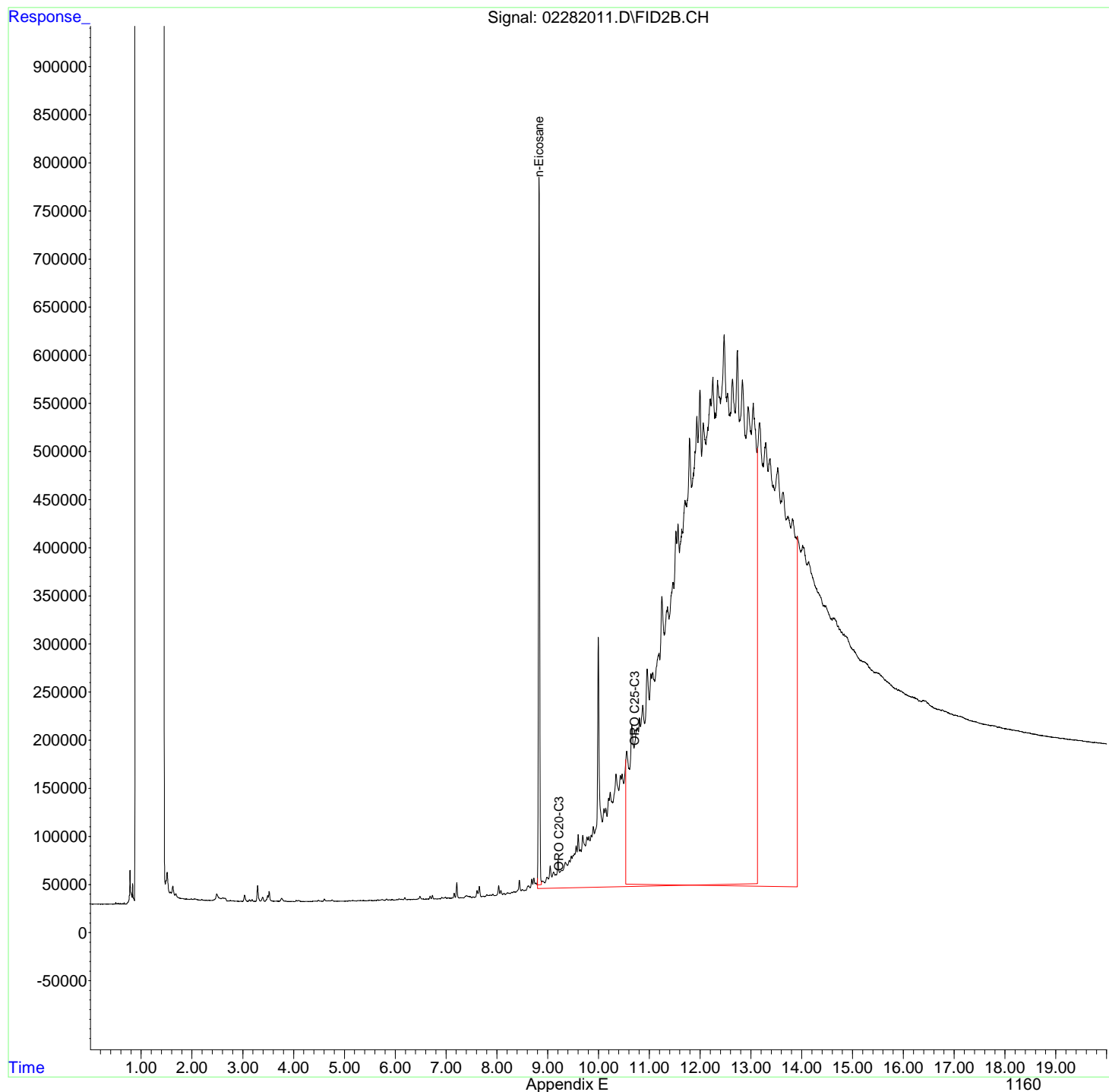
(f)=RT Delta > 1/2 Window

(m)=manual int.

Data Path : R:\2\DATA\022820\  
Data File : 02282011.D  
Signal(s) : FID2B.CH  
Acq On : 28 Feb 2020 1:31 pm  
Operator : GCSVOC-Dhiren  
Sample : ICAL2-ORO-022820  
Misc :  
ALS Vial : 11 Sample Multiplier: 1

Integration File: EVENTS.E  
Quant Time: Feb 28 16:28:43 2020  
Quant Method : Z:\HPCHEM\2\METHODS\022820DRO-ORO.M  
Quant Title : DRO-ORO 09-09-15 DRO/ORO  
QLast Update : Fri Feb 28 16:27:29 2020  
Response via : Initial Calibration  
Integrator: ChemStation 6890 Scale Mode: Large solvent peaks clipped

Volume Inj. :  
Signal Phase :  
Signal Info :



Data Path : R:\2\DATA\022820\  
 Data File : 02282012.D  
 Signal(s) : FID2B.CH  
 Acq On : 28 Feb 2020 1:58 pm  
 Operator : GCSVOC-Dhiren  
 Sample : ICAL3-ORO-022820  
 Misc :  
 ALS Vial : 12 Sample Multiplier: 1

Integration File: EVENTS.E  
 Quant Time: Feb 28 16:31:07 2020  
 Quant Method : Z:\HPCHEM\2\METHODS\022820DRO-ORO.M  
 Quant Title : DRO-ORO 09-09-15 DRO/ORO  
 QLast Update : Fri Feb 28 16:26:05 2020  
 Response via : Initial Calibration  
 Integrator: ChemStation 6890 Scale Mode: Large solvent peaks clipped

Volume Inj. :  
 Signal Phase :  
 Signal Info :

Compound	R.T.	Response	Conc Units
-----			
System Monitoring Compounds			
4) S n-Eicosane	8.830	16825611	9.425 ug/mLm
8) S1 Squalene	0.000	0	N.D. ug/mL
Target Compounds			
1) H DRO C10-C20	0.000	0	N.D. ug/mL
2) H DRO C10-C25	0.000	0	N.D. ug/mL
3) H DRO C10-C28	0.000	0	N.D. ug/mL
5) H1 ORO C20-C34	9.230	1012315251	919.680 ug/mLm
6) H1 ORO C25-C36	10.700	1215197095	925.212 ug/mLm
7) H1 DRO C10-C36	0.000	0	N.D. ug/mL
-----			

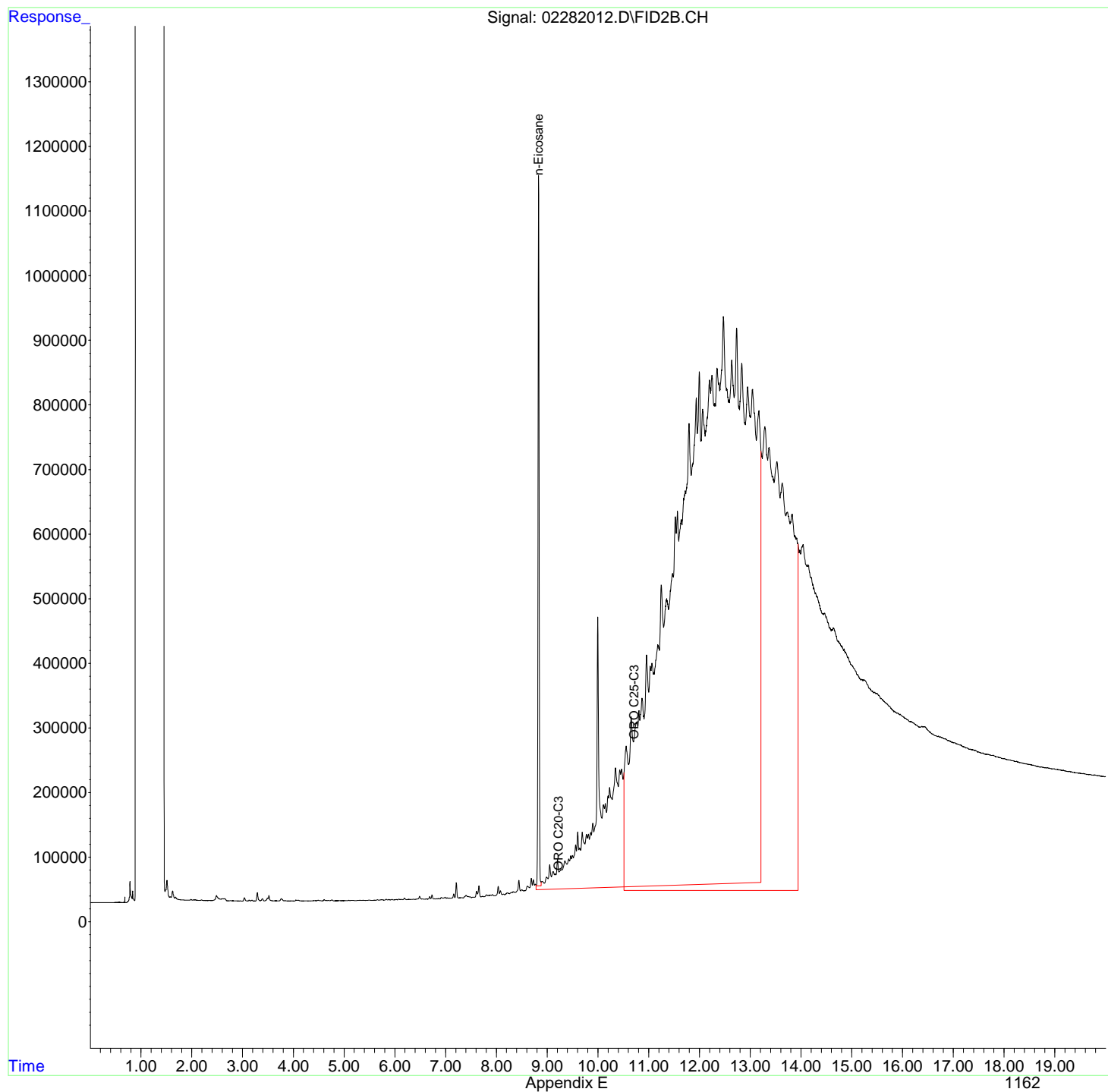
(f)=RT Delta > 1/2 Window

(m)=manual int.

Data Path : R:\2\DATA\022820\  
Data File : 02282012.D  
Signal(s) : FID2B.CH  
Acq On : 28 Feb 2020 1:58 pm  
Operator : GCSVOC-Dhiren  
Sample : ICAL3-ORO-022820  
Misc :  
ALS Vial : 12 Sample Multiplier: 1

Integration File: EVENTS.E  
Quant Time: Feb 28 16:31:07 2020  
Quant Method : Z:\HPCHEM\2\METHODS\022820DRO-ORO.M  
Quant Title : DRO-ORO 09-09-15 DRO/ORO  
QLast Update : Fri Feb 28 16:26:05 2020  
Response via : Initial Calibration  
Integrator: ChemStation 6890 Scale Mode: Large solvent peaks clipped

Volume Inj. :  
Signal Phase :  
Signal Info :



Data Path : R:\2\DATA\022820\  
 Data File : 02282013.D  
 Signal(s) : FID2B.CH  
 Acq On : 28 Feb 2020 2:26 pm  
 Operator : GCSVOC-Dhiren  
 Sample : ICAL4-ORO-022820  
 Misc :  
 ALS Vial : 13 Sample Multiplier: 1

Integration File: EVENTS.E  
 Quant Time: Feb 28 16:22:59 2020  
 Quant Method : Z:\HPCHEM\2\METHODS\022820DRO-ORO.M  
 Quant Title : DRO-ORO 09-09-15 DRO/ORO  
 QLast Update : Fri Feb 28 13:17:22 2020  
 Response via : Initial Calibration  
 Integrator: ChemStation 6890 Scale Mode: Large solvent peaks clipped

Volume Inj. :  
 Signal Phase :  
 Signal Info :

Compound	R.T.	Response	Conc	Units
-----				
System Monitoring Compounds				
4) S n-Eicosane	8.830	39386866	22.515	ug/mL
8) S1 Squalene	0.000	0	N.D.	ug/mL
Target Compounds				
1) H DRO C10-C20	0.000	0	N.D.	ug/mL
2) H DRO C10-C25	0.000	0	N.D.	ug/mL
3) H DRO C10-C28	0.000	0	N.D.	ug/mL
5) H1 ORO C20-C34	9.230	2290086064	1904.813	ug/mLm
6) H1 ORO C25-C36	10.700	2707102231	1906.042	ug/mLm
7) H1 DRO C10-C36	0.000	0	N.D.	ug/mL
-----				

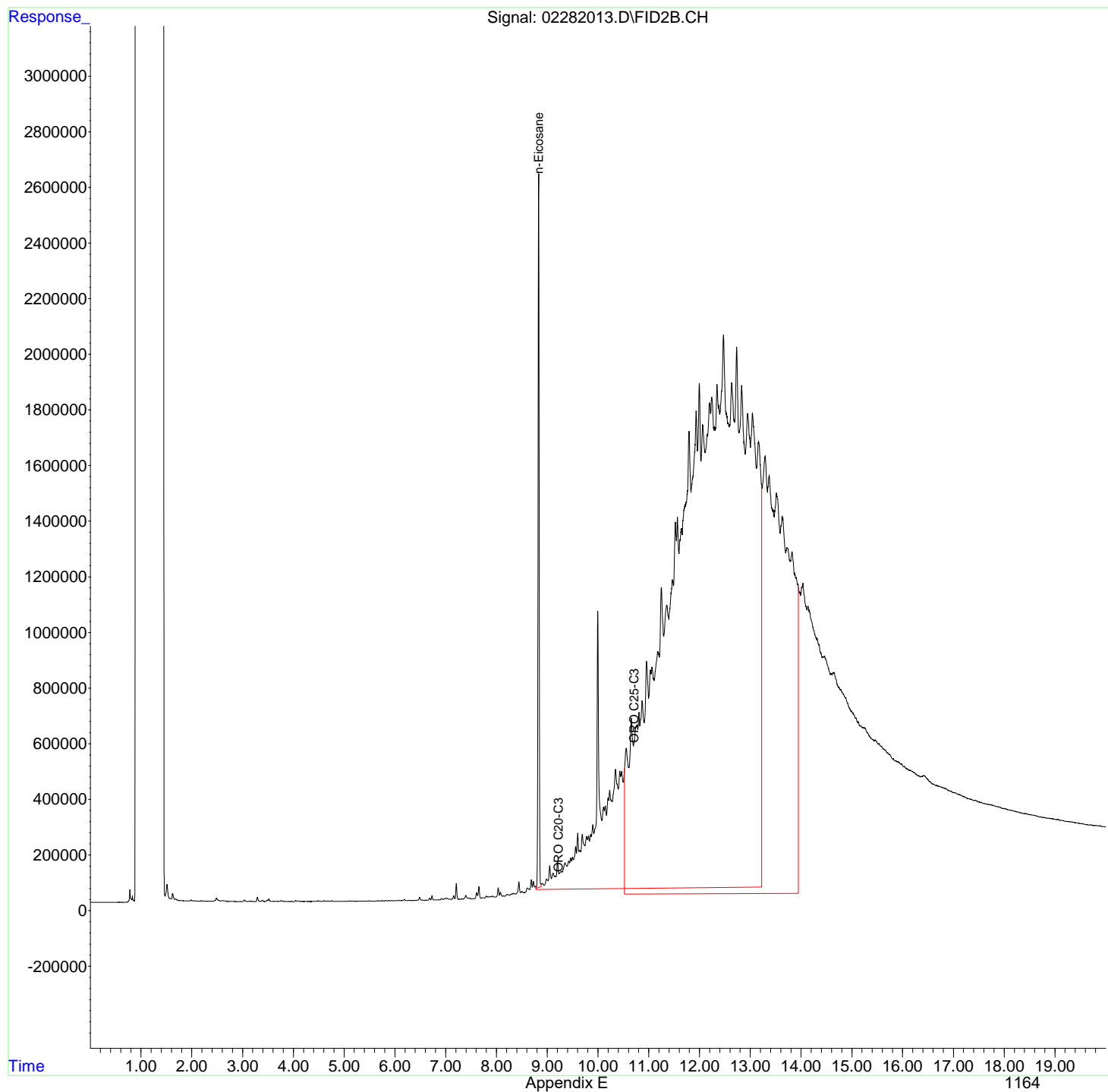
(f)=RT Delta > 1/2 Window

(m)=manual int.

Data Path : R:\2\DATA\022820\  
Data File : 02282013.D  
Signal(s) : FID2B.CH  
Acq On : 28 Feb 2020 2:26 pm  
Operator : GCSVOC-Dhiren  
Sample : ICAL4-ORO-022820  
Misc :  
ALS Vial : 13 Sample Multiplier: 1

Integration File: EVENTS.E  
Quant Time: Feb 28 16:22:59 2020  
Quant Method : Z:\HPCHEM\2\METHODS\022820DRO-ORO.M  
Quant Title : DRO-ORO 09-09-15 DRO/ORO  
QLast Update : Fri Feb 28 13:17:22 2020  
Response via : Initial Calibration  
Integrator: ChemStation 6890 Scale Mode: Large solvent peaks clipped

Volume Inj. :  
Signal Phase :  
Signal Info :





Data Path : R:\2\DATA\022820\  
 Data File : 02282014.D  
 Signal(s) : FID2B.CH  
 Acq On : 28 Feb 2020 2:53 pm  
 Operator : GCSVOC-Dhiren  
 Sample : ICAL5-ORO-022820  
 Misc :  
 ALS Vial : 14 Sample Multiplier: 1

Integration File: EVENTS.E  
 Quant Time: Feb 28 16:24:31 2020  
 Quant Method : Z:\HPCHEM\2\METHODS\022820DRO-ORO.M  
 Quant Title : DRO-ORO 09-09-15 DRO/ORO  
 QLast Update : Fri Feb 28 16:23:13 2020  
 Response via : Initial Calibration  
 Integrator: ChemStation 6890 Scale Mode: Large solvent peaks clipped

Volume Inj. :  
 Signal Phase :  
 Signal Info :

Compound	R.T.	Response	Conc	Units
-----				
System Monitoring Compounds				
4) S n-Eicosane	8.830	47907992	26.612	ug/mL
8) S1 Squalene	0.000	0	N.D.	ug/mL
Target Compounds				
1) H DRO C10-C20	0.000	0	N.D.	ug/mL
2) H DRO C10-C25	0.000	0	N.D.	ug/mL
3) H DRO C10-C28	0.000	0	N.D.	ug/mL
5) H1 ORO C20-C34	9.230	5361987562	4471.055	ug/mLm
6) H1 ORO C25-C36	10.700	6368407366	4501.447	ug/mLm
7) H1 DRO C10-C36	0.000	0	N.D.	ug/mL
-----				

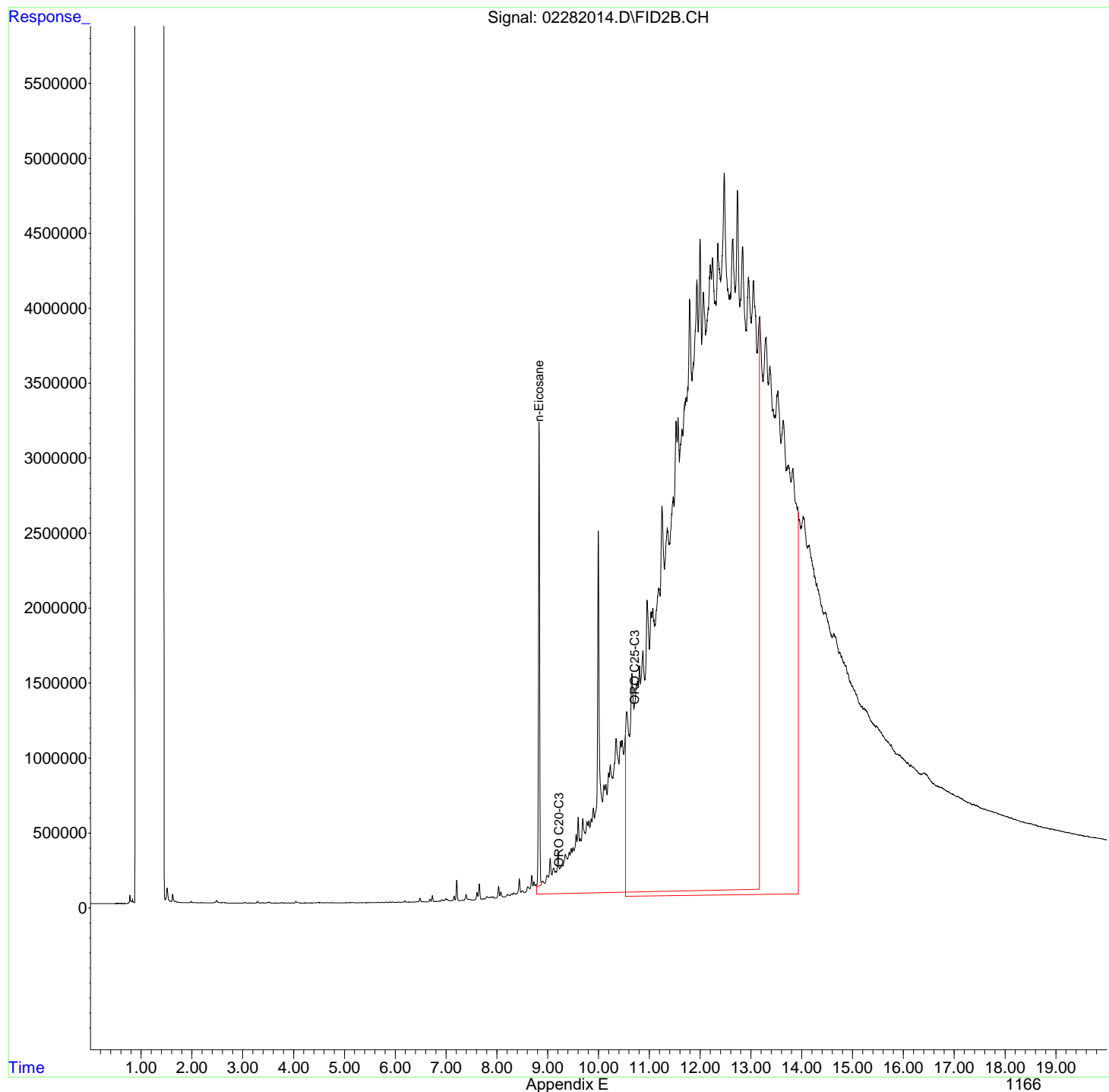
(f)=RT Delta > 1/2 Window

(m)=manual int.

Data Path : R:\2\DATA\022820\  
Data File : 02282014.D  
Signal(s) : FID2B.CH  
Acq On : 28 Feb 2020 2:53 pm  
Operator : GCSVOC-Dhiren  
Sample : ICAL5-ORO-022820  
Misc :  
ALS Vial : 14 Sample Multiplier: 1

Integration File: EVENTS.E  
Quant Time: Feb 28 16:24:31 2020  
Quant Method : Z:\HPCHEM\2\METHODS\022820DRO-ORO.M  
Quant Title : DRO-ORO 09-09-15 DRO/ORO  
QLast Update : Fri Feb 28 16:23:13 2020  
Response via : Initial Calibration  
Integrator: ChemStation 6890 Scale Mode: Large solvent peaks clipped

Volume Inj. :  
Signal Phase :  
Signal Info :



Data Path : R:\2\DATA\022820\  
 Data File : 02282015.D  
 Signal(s) : FID2B.CH  
 Acq On : 28 Feb 2020 3:20 pm  
 Operator : GCSVOC-Dhiren  
 Sample : ICAL6-ORO-022820  
 Misc :  
 ALS Vial : 15 Sample Multiplier: 1

Integration File: EVENTS.E  
 Quant Time: Feb 28 16:25:51 2020  
 Quant Method : Z:\HPCHEM\2\METHODS\022820DRO-ORO.M  
 Quant Title : DRO-ORO 09-09-15 DRO/ORO  
 QLast Update : Fri Feb 28 16:24:44 2020  
 Response via : Initial Calibration  
 Integrator: ChemStation 6890 Scale Mode: Large solvent peaks clipped

Volume Inj. :  
 Signal Phase :  
 Signal Info :

Compound	R.T.	Response	Conc	Units
-----				
System Monitoring Compounds				
4) S n-Eicosane	8.830	94381592	50.949	ug/mLm
8) S1 Squalene	0.000	0	N.D.	ug/mL
Target Compounds				
1) H DRO C10-C20	0.000	0	N.D.	ug/mL
2) H DRO C10-C25	0.000	0	N.D.	ug/mL
3) H DRO C10-C28	0.000	0	N.D.	ug/mL
5) H1 ORO C20-C34	9.230	11034923001	9485.881	ug/mLm
6) H1 ORO C25-C36	10.700	13173356082	9591.075	ug/mLm
7) H1 DRO C10-C36	0.000	0	N.D.	ug/mL
-----				

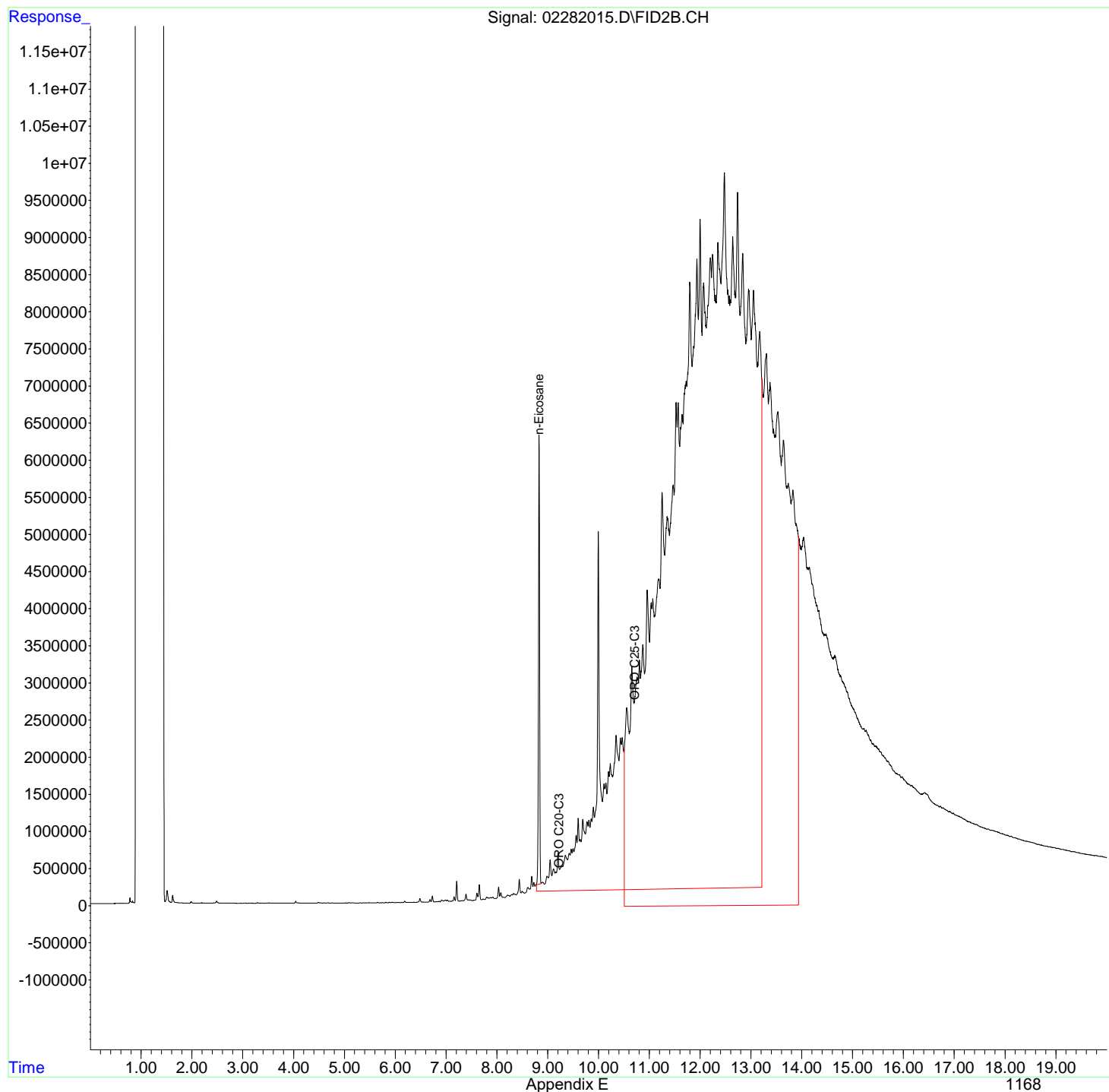
(f)=RT Delta > 1/2 Window

(m)=manual int.

Data Path : R:\2\DATA\022820\  
Data File : 02282015.D  
Signal(s) : FID2B.CH  
Acq On : 28 Feb 2020 3:20 pm  
Operator : GCSVOC-Dhiren  
Sample : ICAL6-ORO-022820  
Misc :  
ALS Vial : 15 Sample Multiplier: 1

Integration File: EVENTS.E  
Quant Time: Feb 28 16:25:51 2020  
Quant Method : Z:\HPCHEM\2\METHODS\022820DRO-ORO.M  
Quant Title : DRO-ORO 09-09-15 DRO/ORO  
QLast Update : Fri Feb 28 16:24:44 2020  
Response via : Initial Calibration  
Integrator: ChemStation 6890 Scale Mode: Large solvent peaks clipped

Volume Inj. :  
Signal Phase :  
Signal Info :



Data Path : R:\2\DATA\022820\  
 Data File : 02282019.D  
 Signal(s) : FID2B.CH  
 Acq On : 28 Feb 2020 4:42 pm  
 Operator : GCSVOC-Dhiren  
 Sample : ICV-ORO-022820  
 Misc :  
 ALS Vial : 16 Sample Multiplier: 1

Integration File: EVENTS.E  
 Quant Time: Mar 02 10:21:23 2020  
 Quant Method : Z:\HPCHEM\2\METHODS\022820DRO-ORO.M  
 Quant Title : DRO-ORO 09-09-15 DRO/ORO  
 QLast Update : Fri Feb 28 16:32:12 2020  
 Response via : Initial Calibration  
 Integrator: ChemStation 6890 Scale Mode: Large solvent peaks clipped

Volume Inj. :  
 Signal Phase :  
 Signal Info :

Min. RRF : 0.000 Min. Rel. Area : 50% Max. R.T. Dev 0.50min  
 Max. RRF Dev : 15% Max. Rel. Area : 150%

	Compound	Amount	Calc.	%Dev	Area%	Dev (Min)
4 S	n-Eicosane	10.000	10.323	-3.2	0	0.00
5 H1	ORO C20-C34	1000.000	1048.669	-4.9	0	0.00
6 H1	ORO C25-C36	1000.000	1012.673	-1.3	0	0.00
7 H1	DRO C10-C36	1000.000	-110.518	111.1#	0	-8.40#

Evaluate Continuing Calibration Report - Not Finds

1 H	DRO C10-C20	1000.000	0.000	100.0#	0	-5.05#
2 H	DRO C10-C25	1000.000	0.000	100.0#	0	-5.15#
3 H	DRO C10-C28	1000.000	0.000	100.0#	0	-6.85#
8 S1	Squalene	20.000	0.000	100.0#	0	-11.56#

(#) = Out of Range

SPCC's out = 0 CCC's out = 0

Data Path : R:\2\DATA\022820\  
 Data File : 02282019.D  
 Signal(s) : FID2B.CH  
 Acq On : 28 Feb 2020 4:42 pm  
 Operator : GCSVOC-Dhiren  
 Sample : ICV-ORO-022820  
 Misc :  
 ALS Vial : 16 Sample Multiplier: 1

Integration File: EVENTS.E  
 Quant Time: Mar 02 10:21:23 2020  
 Quant Method : Z:\HPCHEM\2\METHODS\022820DRO-ORO.M  
 Quant Title : DRO-ORO 09-09-15 DRO/ORO  
 QLast Update : Fri Feb 28 16:32:12 2020  
 Response via : Initial Calibration  
 Integrator: ChemStation 6890 Scale Mode: Large solvent peaks clipped

Volume Inj. :  
 Signal Phase :  
 Signal Info :

Compound	R.T.	Response	Conc	Units
-----				
System Monitoring Compounds				
4) S n-Eicosane	8.829	20286320	10.323	ug/mL
8) S1 Squalene	0.000	0	N.D.	ug/mL
Target Compounds				
1) H DRO C10-C20	0.000	0	N.D.	ug/mL
2) H DRO C10-C25	0.000	0	N.D.	ug/mL
3) H DRO C10-C28	0.000	0	N.D.	ug/mL
5) H1 ORO C20-C34	9.230	1225012496	1048.669	ug/mLm
6) H1 ORO C25-C36	10.700	1423053499	1012.673	ug/mLm
7) H1 DRO C10-C36	0.000	0	N.D.	ug/mL
-----				

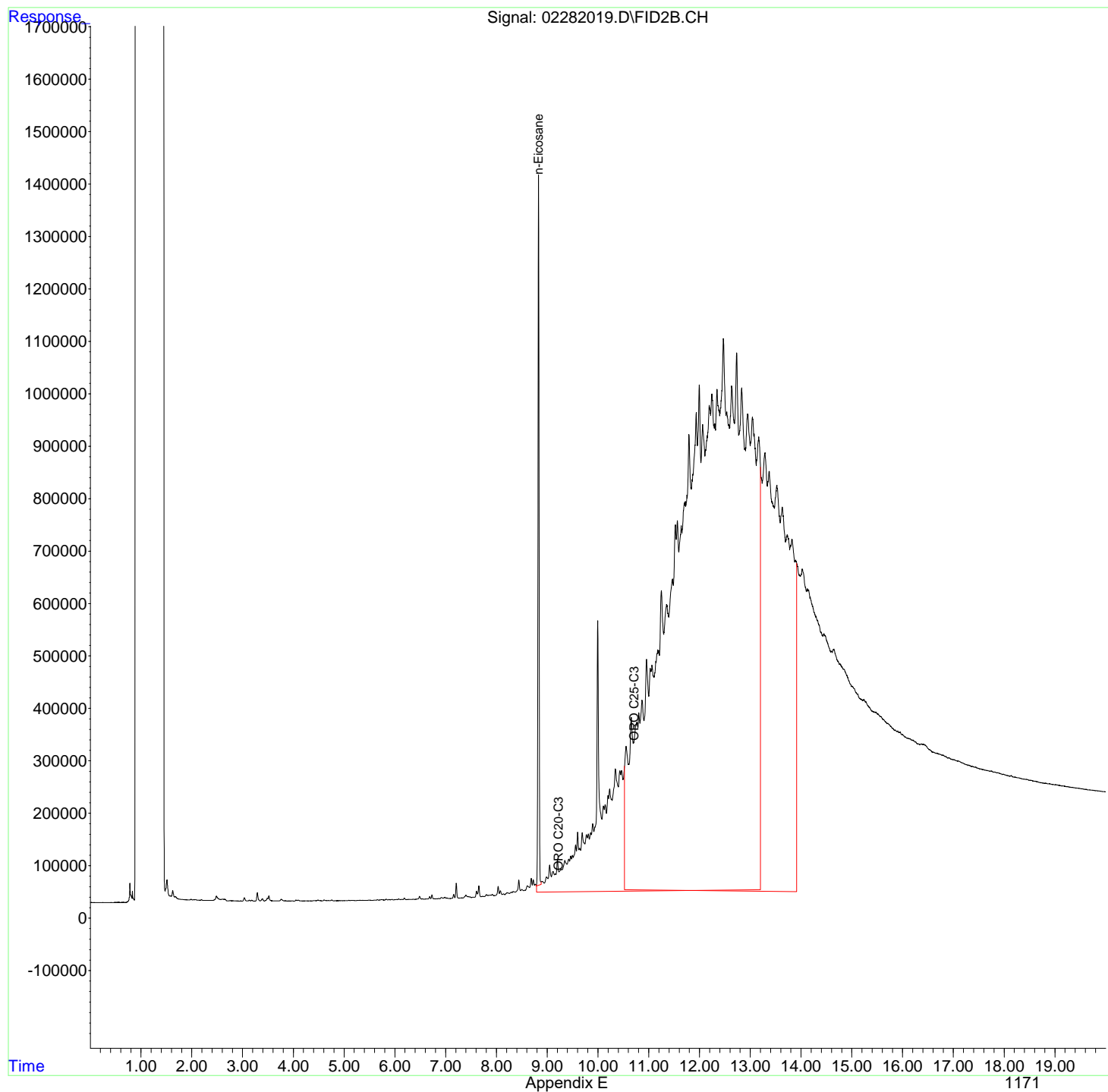
(f)=RT Delta > 1/2 Window

(m)=manual int.

Data Path : R:\2\DATA\022820\  
Data File : 02282019.D  
Signal(s) : FID2B.CH  
Acq On : 28 Feb 2020 4:42 pm  
Operator : GCSVOC-Dhiren  
Sample : ICV-ORO-022820  
Misc :  
ALS Vial : 16 Sample Multiplier: 1

Integration File: EVENTS.E  
Quant Time: Mar 02 10:21:23 2020  
Quant Method : Z:\HPCHEM\2\METHODS\022820DRO-ORO.M  
Quant Title : DRO-ORO 09-09-15 DRO/ORO  
QLast Update : Fri Feb 28 16:32:12 2020  
Response via : Initial Calibration  
Integrator: ChemStation 6890 Scale Mode: Large solvent peaks clipped

Volume Inj. :  
Signal Phase :  
Signal Info :



Data Path : R:\2\DATA\022820\  
 Data File : 02282033.D  
 Signal(s) : FID2B.CH  
 Acq On : 28 Feb 2020 11:04 pm  
 Operator : GCSVOC-Dhiren  
 Sample : CCB-022820-1  
 Misc :  
 ALS Vial : 2 Sample Multiplier: 1

Integration File: EVENTS.E  
 Quant Time: Mar 02 10:29:05 2020  
 Quant Method : Z:\HPCHEM\2\METHODS\022820DRO-ORO.M  
 Quant Title : DRO-ORO 09-09-15 DRO/ORO  
 QLast Update : Fri Feb 28 16:32:12 2020  
 Response via : Initial Calibration  
 Integrator: ChemStation 6890 Scale Mode: Large solvent peaks clipped

Volume Inj. :  
 Signal Phase :  
 Signal Info :

Compound	R.T.	Response	Conc	Units
-----				
System Monitoring Compounds				
4) S n-Eicosane	8.829	31384608	16.301	ug/mL
8) S1 Squalene	11.556	24293507	14.617	ug/mLm
Target Compounds				
1) H DRO C10-C20	5.050	-6355861	N.D.	ug/mL
2) H DRO C10-C25	0.000	0	N.D.	ug/mL
3) H DRO C10-C28	0.000	0	N.D.	ug/mL
5) H1 ORO C20-C34	0.000	0	N.D.	ug/mL
6) H1 ORO C25-C36	0.000	0	N.D.	ug/mL
7) H1 DRO C10-C36	0.000	0	N.D.	ug/mL
-----				

(f)=RT Delta > 1/2 Window

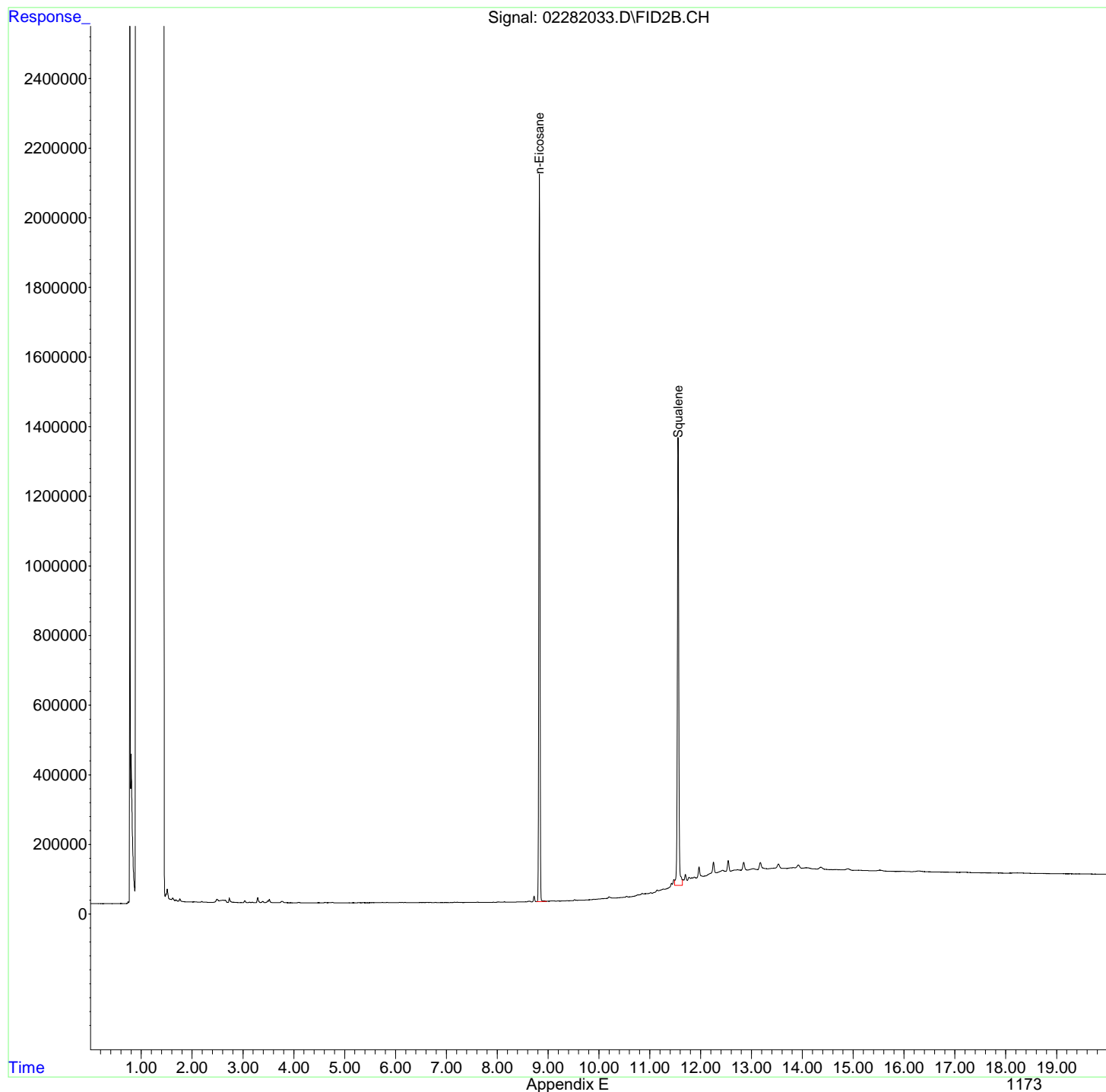
(m)=manual int.



Data Path : R:\2\DATA\022820\  
Data File : 02282033.D  
Signal(s) : FID2B.CH  
Acq On : 28 Feb 2020 11:04 pm  
Operator : GCSVOC-Dhiren  
Sample : CCB-022820-1  
Misc :  
ALS Vial : 2 Sample Multiplier: 1

Integration File: EVENTS.E  
Quant Time: Mar 02 10:29:05 2020  
Quant Method : Z:\HPCHEM\2\METHODS\022820DRO-ORO.M  
Quant Title : DRO-ORO 09-09-15 DRO/ORO  
QLast Update : Fri Feb 28 16:32:12 2020  
Response via : Initial Calibration  
Integrator: ChemStation 6890 Scale Mode: Large solvent peaks clipped

Volume Inj. :  
Signal Phase :  
Signal Info :



Data Path : R:\2\DATA\022820\  
 Data File : 02282034.D  
 Signal(s) : FID2B.CH  
 Acq On : 28 Feb 2020 11:31 pm  
 Operator : GCSVOC-Dhiren  
 Sample : CCV-DRO-022820-1  
 Misc :  
 ALS Vial : 30 Sample Multiplier: 1

Integration File: EVENTS.E  
 Quant Time: Mar 02 10:31:34 2020  
 Quant Method : Z:\HPCHEM\2\METHODS\022820DRO-ORO.M  
 Quant Title : DRO-ORO 09-09-15 DRO/ORO  
 QLast Update : Fri Feb 28 16:32:12 2020  
 Response via : Initial Calibration  
 Integrator: ChemStation 6890 Scale Mode: Large solvent peaks clipped

Volume Inj. :  
 Signal Phase :  
 Signal Info :

Min. RRF : 0.000 Min. Rel. Area : 50% Max. R.T. Dev 0.50min  
 Max. RRF Dev : 15% Max. Rel. Area : 150%

	Compound	Amount	Calc.	%Dev	Area%	Dev (Min)
1 H	DRO C10-C20	1000.000	1054.409	-5.4	0	0.00
2 H	DRO C10-C25	1000.000	1016.055	-1.6	0	0.00
3 H	DRO C10-C28	1000.000	1006.425	-0.6	0	0.00
5 H1	ORO C20-C34	1000.000	-91.621	109.2#	0	-9.23#
6 H1	ORO C25-C36	1000.000	-101.548	110.2#	0	-10.70#
7 H1	DRO C10-C36	1000.000	1016.992	-1.7	0	0.00
8 S1	Squalene	20.000	20.536	-2.7	0	0.00

Evaluate Continuing Calibration Report - Not Found

4 S	n-Eicosane	10.000	0.000	100.0#	0	-8.83#
-----	------------	--------	-------	--------	---	--------

(#) = Out of Range

SPCC's out = 0 CCC's out = 0

Data Path : R:\2\DATA\022820\  
 Data File : 02282034.D  
 Signal(s) : FID2B.CH  
 Acq On : 28 Feb 2020 11:31 pm  
 Operator : GCSVOC-Dhiren  
 Sample : CCV-DRO-022820-1  
 Misc :  
 ALS Vial : 30 Sample Multiplier: 1

Integration File: EVENTS.E  
 Quant Time: Mar 02 10:31:34 2020  
 Quant Method : Z:\HPCHEM\2\METHODS\022820DRO-ORO.M  
 Quant Title : DRO-ORO 09-09-15 DRO/ORO  
 QLast Update : Fri Feb 28 16:32:12 2020  
 Response via : Initial Calibration  
 Integrator: ChemStation 6890 Scale Mode: Large solvent peaks clipped

Volume Inj. :  
 Signal Phase :  
 Signal Info :

Compound	R.T.	Response	Conc	Units
-----				
System Monitoring Compounds				
4) S n-Eicosane	0.000	0	N.D.	ug/mL
8) S1 Squalene	11.557	33648041	20.536	ug/mLm
Target Compounds				
1) H DRO C10-C20	5.050	1594058426	1054.409	ug/mLm
2) H DRO C10-C25	5.150	1786828192	1016.055	ug/mLm
3) H DRO C10-C28	6.850	1820031895	1006.425	ug/mLm
5) H1 ORO C20-C34	0.000	0	N.D.	ug/mL
6) H1 ORO C25-C36	0.000	0	N.D.	ug/mL
7) H1 DRO C10-C36	8.400	1954399885	1016.992	ug/mLm
-----				

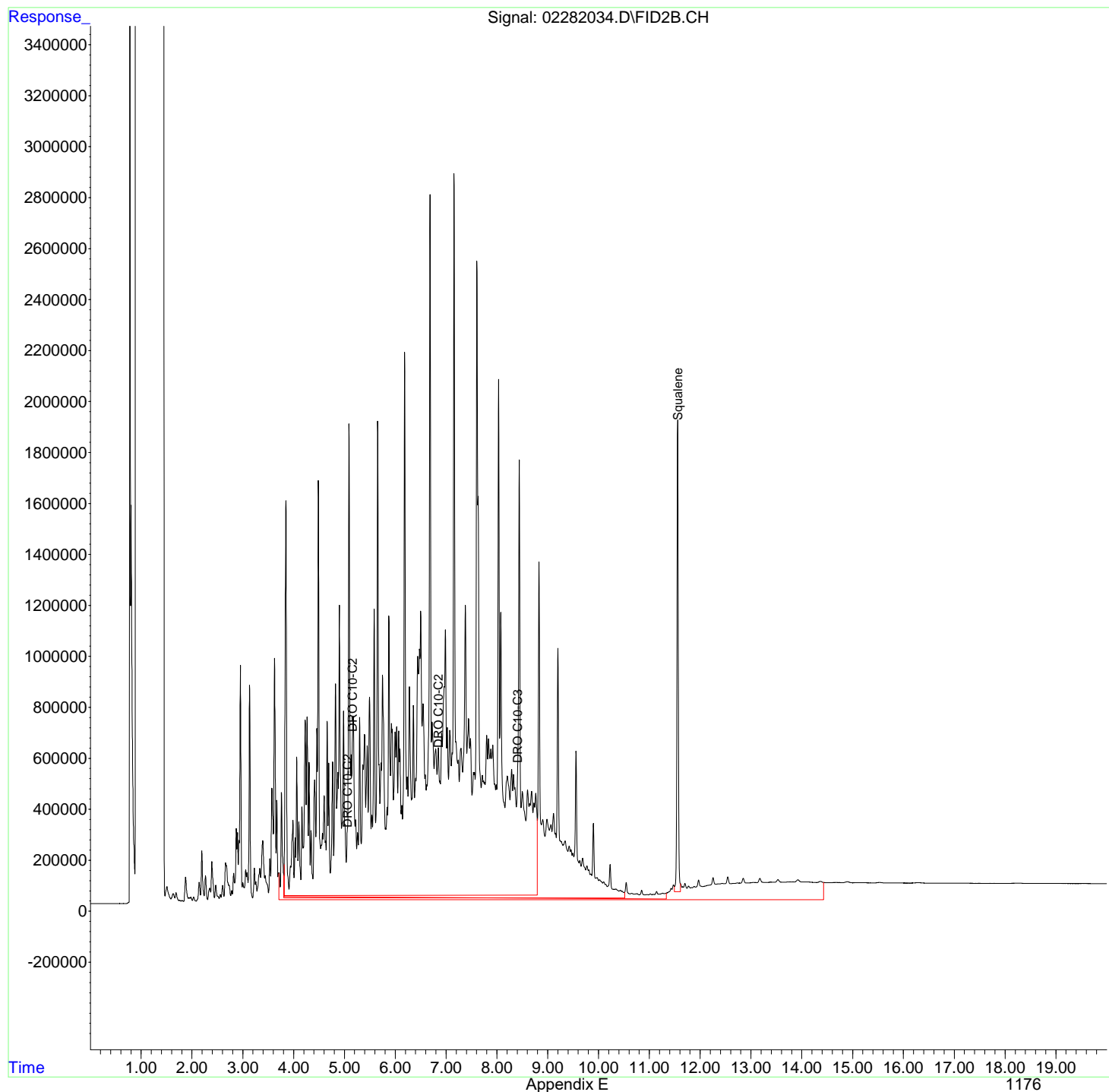
(f)=RT Delta > 1/2 Window

(m)=manual int.

Data Path : R:\2\DATA\022820\  
Data File : 02282034.D  
Signal(s) : FID2B.CH  
Acq On : 28 Feb 2020 11:31 pm  
Operator : GCSVOC-Dhiren  
Sample : CCV-DRO-022820-1  
Misc :  
ALS Vial : 30 Sample Multiplier: 1

Integration File: EVENTS.E  
Quant Time: Mar 02 10:31:34 2020  
Quant Method : Z:\HPCHEM\2\METHODS\022820DRO-ORO.M  
Quant Title : DRO-ORO 09-09-15 DRO/ORO  
QLast Update : Fri Feb 28 16:32:12 2020  
Response via : Initial Calibration  
Integrator: ChemStation 6890 Scale Mode: Large solvent peaks clipped

Volume Inj. :  
Signal Phase :  
Signal Info :



Data Path : R:\2\DATA\022820\  
 Data File : 02282035.D  
 Signal(s) : FID2B.CH  
 Acq On : 28 Feb 2020 11:58 pm  
 Operator : GCSVOC-Dhiren  
 Sample : CCV-ORO-022820-1  
 Misc :  
 ALS Vial : 31 Sample Multiplier: 1

Integration File: EVENTS.E  
 Quant Time: Mar 02 10:33:06 2020  
 Quant Method : Z:\HPCHEM\2\METHODS\022820DRO-ORO.M  
 Quant Title : DRO-ORO 09-09-15 DRO/ORO  
 QLast Update : Fri Feb 28 16:32:12 2020  
 Response via : Initial Calibration  
 Integrator: ChemStation 6890 Scale Mode: Large solvent peaks clipped

Volume Inj. :  
 Signal Phase :  
 Signal Info :

Min. RRF : 0.000 Min. Rel. Area : 50% Max. R.T. Dev 0.50min  
 Max. RRF Dev : 15% Max. Rel. Area : 150%

	Compound	Amount	Calc.	%Dev	Area%	Dev (Min)
4 S	n-Eicosane	10.000	10.263	-2.6	0	0.00
5 H1	ORO C20-C34	1000.000	970.544	2.9	0	0.00
6 H1	ORO C25-C36	1000.000	949.992	5.0	0	0.00
7 H1	DRO C10-C36	1000.000	-110.511	111.1#	0	-8.40#

Evaluate Continuing Calibration Report - Not Finds

1 H	DRO C10-C20	1000.000	0.000	100.0#	0	-5.05#
2 H	DRO C10-C25	1000.000	0.000	100.0#	0	-5.15#
3 H	DRO C10-C28	1000.000	0.000	100.0#	0	-6.85#
8 S1	Squalene	20.000	0.000	100.0#	0	-11.56#

(#) = Out of Range

SPCC's out = 0 CCC's out = 0

Data Path : R:\2\DATA\022820\  
 Data File : 02282035.D  
 Signal(s) : FID2B.CH  
 Acq On : 28 Feb 2020 11:58 pm  
 Operator : GCSVOC-Dhiren  
 Sample : CCV-ORO-022820-1  
 Misc :  
 ALS Vial : 31 Sample Multiplier: 1

Integration File: EVENTS.E  
 Quant Time: Mar 02 10:33:06 2020  
 Quant Method : Z:\HPCHEM\2\METHODS\022820DRO-ORO.M  
 Quant Title : DRO-ORO 09-09-15 DRO/ORO  
 QLast Update : Fri Feb 28 16:32:12 2020  
 Response via : Initial Calibration  
 Integrator: ChemStation 6890 Scale Mode: Large solvent peaks clipped

Volume Inj. :  
 Signal Phase :  
 Signal Info :

Compound	R.T.	Response	Conc	Units
-----				
System Monitoring Compounds				
4) S n-Eicosane	8.828	20175598	10.263	ug/mL
8) S1 Squalene	0.000	0	N.D.	ug/mL
Target Compounds				
1) H DRO C10-C20	0.000	0	N.D.	ug/mL
2) H DRO C10-C25	0.000	0	N.D.	ug/mL
3) H DRO C10-C28	0.000	0	N.D.	ug/mL
5) H1 ORO C20-C34	9.230	1141102039	970.544	ug/mLm
6) H1 ORO C25-C36	10.700	1343014214	949.992	ug/mLm
7) H1 DRO C10-C36	0.000	0	N.D.	ug/mL
-----				

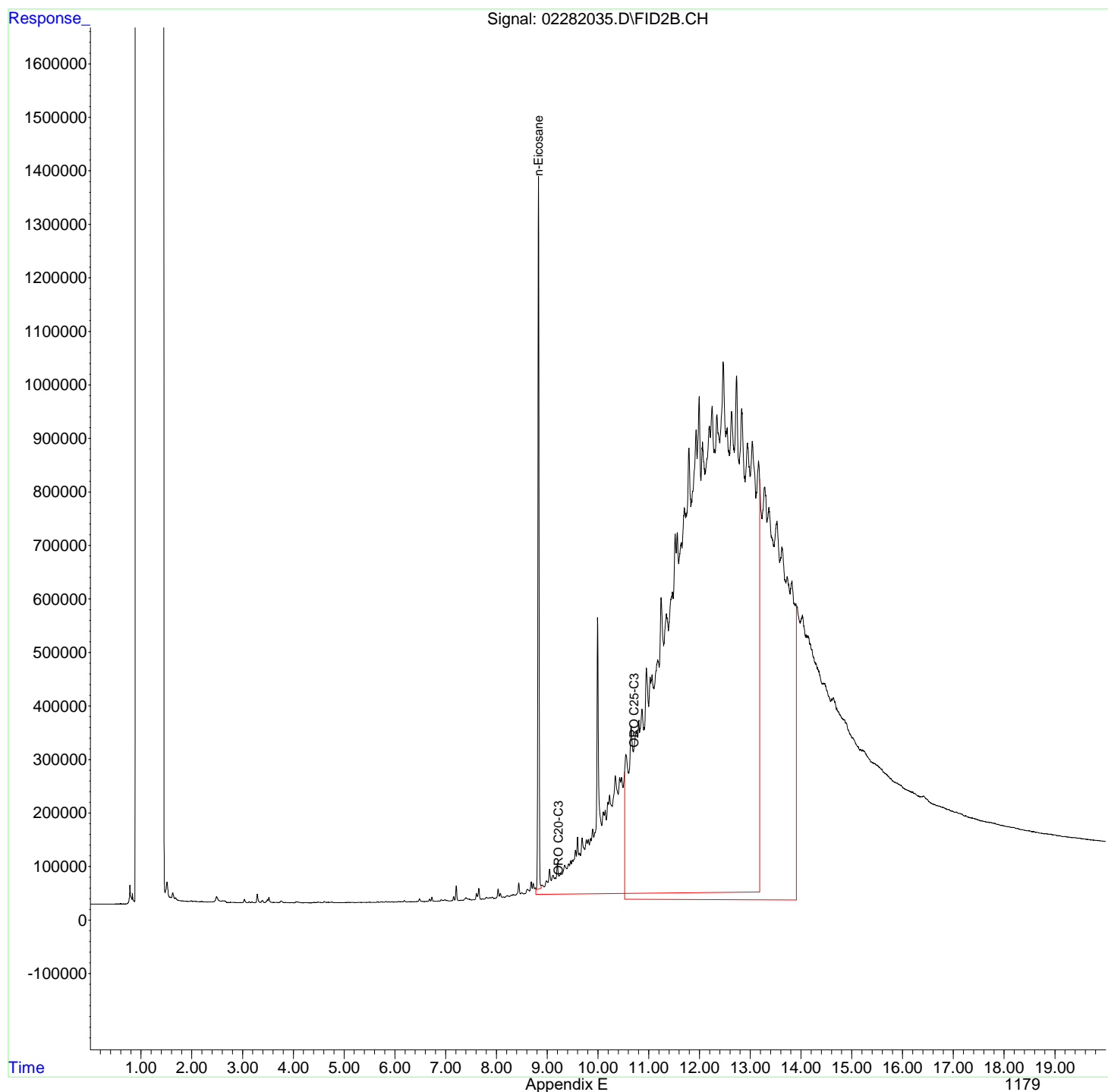
(f)=RT Delta > 1/2 Window

(m)=manual int.

Data Path : R:\2\DATA\022820\  
Data File : 02282035.D  
Signal(s) : FID2B.CH  
Acq On : 28 Feb 2020 11:58 pm  
Operator : GCSVOC-Dhiren  
Sample : CCV-ORO-022820-1  
Misc :  
ALS Vial : 31 Sample Multiplier: 1

Integration File: EVENTS.E  
Quant Time: Mar 02 10:33:06 2020  
Quant Method : Z:\HPCHEM\2\METHODS\022820DRO-ORO.M  
Quant Title : DRO-ORO 09-09-15 DRO/ORO  
QLast Update : Fri Feb 28 16:32:12 2020  
Response via : Initial Calibration  
Integrator: ChemStation 6890 Scale Mode: Large solvent peaks clipped

Volume Inj. :  
Signal Phase :  
Signal Info :



# PREP REPORT - BATCH ID 51991

Prep Start Date: 7/2/2020 2:40 PM

Prep End Date: 7/6/2020 4:50 PM

Initial Temp: °C

Prep Code: SW\_3550-DRO

Final Temp: °C

Technician: Prerana A Gandhi

Prep Factor Units: mL / Kg

Sample ID	Client Sample ID	Matrix	pH1	pH2	Samp Amt	Sol Added	Sol Recov	Fin Vol	factor	Prep Start	Prep End
MB-51991		Solid			0.03004	0	0	1	33.289	7/2/2020	7/6/2020
LCS-51991		Solid			0.03008	0	0	1	33.245	7/2/2020	7/6/2020
LCSD-51991		Solid			0.03003	0	0	1	33.300	7/2/2020	7/6/2020
2006454-021A	TAFBS-S-57	Soil			0.03009	0	0	1	33.234	7/2/2020	7/6/2020
2006454-022A	TAFBS-S-56	Soil			0.03008	0	0	1	33.245	7/2/2020	7/6/2020
2006454-023A	TAFBS-S-55	Soil			0.03007	0	0	1	33.256	7/2/2020	7/6/2020
2006454-024A	TAFBS-S-54	Soil			0.03003	0	0	1	33.300	7/2/2020	7/6/2020
2006454-025A	TAFBS-S-53	Soil			0.03004	0	0	1	33.289	7/2/2020	7/6/2020
2006454-026A	TAFBS-S-52	Soil			0.03002	0	0	1	33.311	7/2/2020	7/6/2020
2006454-027A	TAFBS-S-51	Soil			0.01006	0	0	1	99.404	7/2/2020	7/6/2020
2006454-027AMS		Soil			0.01007	0	0	1	99.305	7/2/2020	7/6/2020
2006454-027AMSD		Soil			0.01003	0	0	1	99.701	7/2/2020	7/6/2020
2006479-001A	TAFBS-S-25	Soil			0.03005	0	0	1	33.278	7/2/2020	7/6/2020
2006479-002A	TAFBS-S-24	Soil			0.03006	0	0	1	33.267	7/2/2020	7/6/2020
2006479-003A	TAFBS-S-23	Soil			0.03003	0	0	1	33.300	7/2/2020	7/6/2020
2006479-004A	TAFBS-S-22	Soil			0.03006	0	0	1	33.267	7/2/2020	7/6/2020
2006479-005A	TAFBS-S-21	Soil			0.03004	0	0	1	33.289	7/2/2020	7/6/2020
2006479-006A	TAFBS-S-20	Soil			0.03001	0	0	1	33.322	7/2/2020	7/6/2020
2006479-007A	TAFBS-S-19	Soil			0.03002	0	0	1	33.311	7/2/2020	7/6/2020
2006481-001A	TAFBS-S-50	Soil			0.03007	0	0	1	33.256	7/2/2020	7/6/2020
2006481-002A	TAFBS-S-49	Soil			0.03009	0	0	1	33.234	7/2/2020	7/6/2020
2006481-003A	TAFBS-S-48	Soil			0.03004	0	0	1	33.289	7/2/2020	7/6/2020
2006481-004A	TAFBS-S-47	Soil			0.0301	0	0	1	33.223	7/2/2020	7/6/2020
2006481-005A	TAFBS-S-46	Soil			0.03001	0	0	1	33.322	7/2/2020	7/6/2020
2006481-006A	TAFBS-S-45	Soil			0.03005	0	0	1	33.278	7/2/2020	7/6/2020

Type	Chemical / Reagent ID	Chemical / Reagent Name	Container#	Container ID	Amount Added	Amount Unit
Reagent	5750	Ottawa Sand	6140	Cont-02 of 04	0	mL
Chemical	2220	Sodium Sulfate	8419	Cont-01 of 01	0	mL
Chemical	2287	Dichloromethane	8600	Cont-03 of 04	0	mL

Spk ID	Spk Name	Samp Type	Container#	Container ID	Amount Added	Amount Unit
FID062420B	DRO-ORO Spike 100uL	LCS/LCSD	27350	Cont-01 of 01	0.1	mL
FID062420B	DRO-ORO Spike 100uL	MS/MSD	27350	Cont-01 of 01	0.1	mL
FID063020A	DRO surrogate 100uL	SAMP	27368	Cont-01 of 01	0.1	mL



Spk ID	Spk Name	Samp Type	Container#	Container ID	Amount Added	Amount Unit
FID070620c	DRO surrogate 100uL	SAMP	27411	Cont-01 of 02	0.1	mL

## FORM I

CLIENT SAMP ID

## INORGANIC ANALYSIS DATA SHEET

TAFBS-S-25CS

Lab Name: RTI Laboratories, Inc.

Contract:

Lab Code: GLEN01ClientID: USA17Workorder No.: 2006479Matrix: SoilLab Sample ID: 2006479-001A% Solids: 91.78629Date Received: 6/24/2020 9:49 AMConcentration Units: µg/Kg-dryDate Analyzed: 7/16/2020 6:39 PMTotal/Dissolved: (Total)Date Collected: 6/23/2020 12:51 PMInstrument ID: ICPMS4Batch ID: 52061

CAS No.	Analyte	Concentration	C	Q	DL	LOD	LOQ	M
7439-92-1	Lead	15000			65	100	210	MS

## FORM I

CLIENT SAMP ID

## INORGANIC ANALYSIS DATA SHEET

TAFBS-S-24CS

Lab Name: RTI Laboratories, Inc.

Contract:

Lab Code: GLEN01ClientID: USA17Workorder No.: 2006479Matrix: SoilLab Sample ID: 2006479-002A% Solids: 90.77491Date Received: 6/24/2020 9:49 AMConcentration Units: µg/Kg-dryDate Analyzed: 7/16/2020 6:39 PMTotal/Dissolved: (Total)Date Collected: 6/23/2020 1:08 PMInstrument ID: ICPMS4Batch ID: 52061

CAS No.	Analyte	Concentration	C	Q	DL	LOD	LOQ	M
7439-92-1	Lead	18000			63	100	200	MS

## FORM I

CLIENT SAMP ID

## INORGANIC ANALYSIS DATA SHEET

TAFBS-S-23CS

Lab Name: RTI Laboratories, Inc.

Contract:

Lab Code: GLEN01ClientID: USA17Workorder No.: 2006479Matrix: SoilLab Sample ID: 2006479-003A% Solids: 89.66116Date Received: 6/24/2020 9:49 AMConcentration Units: µg/Kg-dryDate Analyzed: 7/16/2020 6:40 PMTotal/Dissolved: (Total)Date Collected: 6/23/2020 1:16 PMInstrument ID: ICPMS4Batch ID: 52061

CAS No.	Analyte	Concentration	C	Q	DL	LOD	LOQ	M
7439-92-1	Lead	12000			61	100	200	MS

## FORM I

CLIENT SAMP ID

## INORGANIC ANALYSIS DATA SHEET

TAFBS-S-22CS

Lab Name: RTI Laboratories, Inc.

Contract:

Lab Code: GLEN01ClientID: USA17Workorder No.: 2006479Matrix: SoilLab Sample ID: 2006479-004A% Solids: 87.8746Date Received: 6/24/2020 9:49 AMConcentration Units: µg/Kg-dryDate Analyzed: 7/16/2020 6:46 PMTotal/Dissolved: (Total)Date Collected: 6/23/2020 1:28 PMInstrument ID: ICPMS4Batch ID: 52061

CAS No.	Analyte	Concentration	C	Q	DL	LOD	LOQ	M
7439-92-1	Lead	13000			65	110	210	MS

## FORM I

CLIENT SAMP ID

## INORGANIC ANALYSIS DATA SHEET

TAFBS-S-21CS

Lab Name: RTI Laboratories, Inc.

Contract:

Lab Code: GLEN01ClientID: USA17Workorder No.: 2006479Matrix: SoilLab Sample ID: 2006479-005A% Solids: 92.673Date Received: 6/24/2020 9:49 AMConcentration Units: µg/Kg-dryDate Analyzed: 7/16/2020 6:47 PMTotal/Dissolved: (Total)Date Collected: 6/23/2020 1:33 PMInstrument ID: ICPMS4Batch ID: 52061

CAS No.	Analyte	Concentration	C	Q	DL	LOD	LOQ	M
7439-92-1	Lead	15000			59	96	190	MS

## FORM I

CLIENT SAMP ID

## INORGANIC ANALYSIS DATA SHEET

TAFBS-S-20CS

Lab Name: RTI Laboratories, Inc.

Contract:

Lab Code: GLEN01ClientID: USA17Workorder No.: 2006479Matrix: SoilLab Sample ID: 2006479-006A% Solids: 92.1695Date Received: 6/24/2020 9:49 AMConcentration Units: µg/Kg-dryDate Analyzed: 7/16/2020 6:48 PMTotal/Dissolved: (Total)Date Collected: 6/23/2020 1:47 PMInstrument ID: ICPMS4Batch ID: 52061

CAS No.	Analyte	Concentration	C	Q	DL	LOD	LOQ	M
7439-92-1	Lead	55000			57	92	180	MS

## FORM I

CLIENT SAMP ID

## INORGANIC ANALYSIS DATA SHEET

TAFBS-S-19CS

Lab Name: RTI Laboratories, Inc.

Contract:

Lab Code: GLEN01ClientID: USA17Workorder No.: 2006479Matrix: SoilLab Sample ID: 2006479-007A% Solids: 91.9012Date Received: 6/24/2020 9:49 AMConcentration Units: µg/Kg-dryDate Analyzed: 7/16/2020 6:49 PMTotal/Dissolved: (Total)Date Collected: 6/23/2020 2:02 PMInstrument ID: ICPMS4Batch ID: 52061

CAS No.	Analyte	Concentration	C	Q	DL	LOD	LOQ	M
7439-92-1	Lead	8300			61	99	200	MS



## FORM I

CLIENT SAMP ID

## INORGANIC ANALYSIS DATA SHEET

PBS

Lab Name: RTI Laboratories, Inc.

Contract:

Lab Code: GLEN01ClientID: USA17Workorder No.: 2006479

Matrix:

Lab Sample ID: MB-52061% Solids: 0Date Received: 6/24/2020 9:49 AMConcentration Units: µg/Kg-dryDate Analyzed: 7/16/2020 6:28 PMTotal/Dissolved: (Total)

Date Collected:

Instrument ID: ICPMS4Batch ID: 52061

CAS No.	Analyte	Concentration	C	Q	DL	LOD	LOQ	M
7439-92-1	Lead	89	U		55	89	180	MS

## FORM I

CLIENT SAMP ID

## INORGANIC ANALYSIS DATA SHEET

LCSS

Lab Name: RTI Laboratories, Inc.

Contract:

Lab Code: GLEN01ClientID: USA17Workorder No.: 2006479

Matrix:

Lab Sample ID: LCS-52061% Solids: 0Date Received: 6/24/2020 9:49 AMConcentration Units: µg/Kg-dryDate Analyzed: 7/16/2020 6:29 PMTotal/Dissolved: (Total)

Date Collected:

Instrument ID: ICPMS4Batch ID: 52061

CAS No.	Analyte	Concentration	C	Q	DL	LOD	LOQ	M
7439-92-1	Lead	20000			59	96	190	MS

## FORM I

CLIENT SAMP ID

## INORGANIC ANALYSIS DATA SHEET

ZZZZZZ

Lab Name: RTI Laboratories, Inc.

Contract:

Lab Code: GLEN01ClientID: USA17Workorder No.: 2006479

Matrix:

Lab Sample ID: 2006454-022AMS% Solids: 86.91911Date Received: 6/24/2020 9:49 AMConcentration Units: µg/Kg-dryDate Analyzed: 7/16/2020 6:31 PMTotal/Dissolved: (Total)

Date Collected:

Instrument ID: ICPMS4Batch ID: 52061

CAS No.	Analyte	Concentration	C	Q	DL	LOD	LOQ	M
7439-92-1	Lead	31000			66	110	210	MS

## FORM I

CLIENT SAMP ID

## INORGANIC ANALYSIS DATA SHEET

ZZZZZZ

Lab Name: RTI Laboratories, Inc.

Contract:

Lab Code: GLEN01ClientID: USA17Workorder No.: 2006479

Matrix:

Lab Sample ID: 2006454-022AMSD% Solids: 86.91911Date Received: 6/24/2020 9:49 AMConcentration Units: µg/Kg-dryDate Analyzed: 7/16/2020 6:32 PMTotal/Dissolved: (Total)

Date Collected:

Instrument ID: ICPMS4Batch ID: 52061

CAS No.	Analyte	Concentration	C	Q	DL	LOD	LOQ	M
7439-92-1	Lead	31000			67	110	220	MS

## FORM IIA

## INITIAL AND CONTINUING CALIBRATION VERIFICATION

Lab Name: RTI Laboratories, Inc.

Contract:

Lab Code: GLEN01Workorder No.: 2006479

Initial Calibration Verification Source:

Cont. Calibration Verification Source:

Concentration Units: mg/L

Run:119517  Analyte	Initial Calibration			Continuing Calibration					M
	Seq No: 2315895			Seq No: 2315877                      2315878					
	True	Found	%R	True	Found	%R	Found	%R	
Germanium	100			100					MS
Indium	20			20					MS
Lead	50	50	101	50	49	98.1	48	96.7	MS
Lithium-6	20			20					MS
Scandium	20			20					MS
Terbium	20			20					MS

ICV Control Limits: 0 - 0

CCV Control Limits: 0 - 0

## FORM IIA

## INITIAL AND CONTINUING CALIBRATION VERIFICATION

Lab Name: RTI Laboratories, Inc.

Contract:

Lab Code: GLEN01Workorder No.: 2006479

Initial Calibration Verification Source:

Cont. Calibration Verification Source:

Concentration Units: mg/L

Run:119517 Analyte	Initial Calibration			Continuing Calibration					M
	True	Found	%R	True	Found	%R	Found	%R	
Germanium	0			100					MS
Indium	0			20					MS
Lead	0			50	48	95.3	47	94.5	MS
Lithium-6	0			20					MS
Scandium	0			20					MS
Terbium	0			20					MS

ICV Control Limits: 0 - 0

CCV Control Limits: 0 - 0

## FORM IIA

## INITIAL AND CONTINUING CALIBRATION VERIFICATION

Lab Name: RTI Laboratories, Inc.

Contract:

Lab Code: GLEN01Workorder No.: 2006479

Initial Calibration Verification Source:

Cont. Calibration Verification Source:

Concentration Units: mg/L

Run:119517 Analyte	Initial Calibration			Continuing Calibration					M
	True	Found	%R	True	Found	%R	Found	%R	
Germanium	0			100					MS
Indium	0			20					MS
Lead	0			50	46	92.8	48	95.5	MS
Lithium-6	0			20					MS
Scandium	0			20					MS
Terbium	0			20					MS

ICV Control Limits: 0 - 0

CCV Control Limits: 0 - 0

## FORM IIA

## INITIAL AND CONTINUING CALIBRATION VERIFICATION

Lab Name: RTI Laboratories, Inc.

Contract:

Lab Code: GLEN01Workorder No.: 2006479

Initial Calibration Verification Source:

Cont. Calibration Verification Source:

Concentration Units: mg/L

Run:119517 Analyte	Initial Calibration			Continuing Calibration					M
	True	Found	%R	True	Found	%R	Found	%R	
Germanium	0			100					MS
Indium	0			20					MS
Lead	0			50	47	94.5			MS
Lithium-6	0			20					MS
Scandium	0			20					MS
Terbium	0			20					MS

ICV Control Limits: 0 - 0

CCV Control Limits: 0 - 0



FORM IIB  
CRQL STANDARD

Lab Name: RTI Laboratories, Inc.

Contract:

Lab Code: GLEN01

Workorder No.: 2006479

CRQL Standard Source: AAC-STD-6A 032919

Run No: 119517

Analyte	CRQL Standard: µg/L		
	True	SeqNo: 2315884	
		Found	%R
Lead	0.200	0.207	103

## FORM III

## BLANKS

Lab Name: RTI Laboratories, Inc.Lab Code: GLEN01Preparation Blank Matrix: Soil

Contract:

Preparation Blank Concentration Units: µg/KgWorkorder No: 2006479

RunNo: 119517	ICB		Continuing Calibration Blank µg/Kg						MB-52061 2			
Seq No:	2315892		2315870		2315871		2315872		Prep Blank			
Analyte	µg/Kg	C	1	C	2	C	3	C	C		M	
Germanium	0	U	0	U	0	U	0	U				
Indium	0	U	0	U	0	U	0	U				
Lead	0.1	U	0.1	U	0.1	U	0.1	U	55	U		
Lithium-6	0	U	0	U	0	U	0	U				
Scandium	0	U	0	U	0	U	0	U				
Terbium	0	U	0	U	0	U	0	U				

## FORM III

## BLANKS

Lab Name: RTI Laboratories, Inc.Lab Code: GLEN01Preparation Blank Matrix: Soil

Contract:

Preparation Blank Concentration Units: µg/KgWorkorder No: 2006479

RunNo: 119517	ICB		Continuing Calibration Blank µg/Kg						MB-52061 2			
Seq No:	2315892		2315873		2315874		2315875		Prep Blank			
Analyte	µg/Kg	C	1	C	2	C	3	C	C		M	
Germanium			0	U	0	U	0	U				
Indium			0	U	0	U	0	U				
Lead			0.1	U	0.1	U	0.1	U				
Lithium-6			0	U	0	U	0	U				
Scandium			0	U	0	U	0	U				
Terbium			0	U	0	U	0	U				

## FORM III

## BLANKS

Lab Name: RTI Laboratories, Inc.Lab Code: GLEN01Preparation Blank Matrix: Soil

Contract:

Preparation Blank Concentration Units: µg/KgWorkorder No: 2006479

RunNo: 119517	ICB		Continuing Calibration Blank µg/Kg						MB-52061 2			
Seq No:	2315892		2315876 0 0						Prep Blank			
Analyte	µg/Kg	C	1	C	2	C	3	C	C		M	
Germanium			0	U								
Indium			0	U								
Lead			0.1	U								
Lithium-6			0	U								
Scandium			0	U								
Terbium			0	U								

## FORM IV

## ICP INTERFERENCE CHECK SAMPLE

Lab Name: RTI Laboratories, Inc.

Contract:

Lab Code: GLEN01Workorder No: 2006479ICP ID Number: ICPMS4ICS Source: ICPMS 6020ICS-0A 040119Run No: 119517 Concentration Units: µg/L

Analyte	True		Final Found			Initial Found		
	Sol.	Sol.	Sol.	Sol.		Sol.	Sol.	
	A	AB	A	AB	%R	A	AB	%R
Germanium	100	100				0	0	0
Indium	20	20				0	0	0
Lead	0	20				0.00300	19.9	99.3
Lithium-6	20	20				0	0	0
Scandium	20	20				0	0	0
Terbium	20	20				0	0	0

## FORM IV

## ICP INTERFERENCE CHECK SAMPLE

Lab Name: RTI Laboratories, Inc.

Contract:

Lab Code: GLEN01Workorder No: 2006479ICP ID Number: ICPMS4ICS Source: ICPMS 112719Run No: 119517 Concentration Units: µg/L

Analyte	True		Final Found			Initial Found		
	Sol.	Sol.	Sol.	Sol.		Sol.	Sol.	
	A	AB	A	AB	%R	A	AB	%R
Germanium	100	100				0	0	0
Germanium	100	100				0	0	0
Indium	20	20				0	0	0
Indium	20	20				0	0	0
Lead	0	20				0.00300	19.9	99.3
Lead	0	20				0.00300	19.9	99.3
Lithium-6	20	20				0	0	0
Lithium-6	20	20				0	0	0
Scandium	20	20				0	0	0
Scandium	20	20				0	0	0
Terbium	20	20				0	0	0
Terbium	20	20				0	0	0

SW6020A

## FORM V C

CLIENT SAMP ID

## SYSTEM MONITORING SPIKE/DUPLICATE RECOVERY

ZZZZZZ

Lab Name: RTI Laboratories, Inc.

Contract:

Lab Code: GLEN01Workorder No: 2006479Matrix: SoilLevel (low/med): LOW% Solids for Sample: 86.9Concentration Units: µg/Kg-dry

Analyte	Control	Sample		MS		MS Spike		MS		MSD		MSD Spike		MSD		RPD		M
	Limit %R																	
		Result	C	Result	C	Added		%R		Result	C	Added		%R		RPD	Limit	
Lead	84-118	10100		30800		21300		97.1		31200		21700		97.3		1.41	20	MS

FORM VII  
LABORATORY CONTROL SAMPLE

Lab Name: RTI Laboratories, Inc. Contract:  
 Lab Code: GLEN01 ClientID: USA17 SAS No.: SDG No.: 2006479  
 LCS Source: LCS-52061

Analyte	Units: µg/Kg			Control Limits		
	True	Found	%R	Low	High	C
Lead	19230.7692307692	19758.6538461538	103	84.0	118	

FORM VIII  
ICP SERIAL DILUTIONS  
Metals, ICP/MS

CLIENT SAMP ID

ZZZZZZ

Lab Name: RTI Laboratories, Inc.

Contract:

Lab Code: GLEN01

SAS No.:

SDG No: 2006479

Matrix:

Level (low/med): LOW

Case No:

Lab Samp ID: 2006454-001ASD

Concentration Units: µg/Kg-dry

Analyte	Initial Sample		Serial		% Differ- ence	Q	M
	Result (I)	C	Result (S)	C			
Lead	22600		22800		0.87 %		MS
Lead	22600	X	22800		0.87 %		MS

SW6020A



FORM IX  
METHOD DETECTION LIMITS

Lab Name: RTI Laboratories, Inc.

Contract:

Lab Code: GLEN01

Workorder No.: 2006479

Test Code: SW 6020S

Analyte	MDL µg/Kg	LOD µg/Kg	LOQ µg/Kg	M
Aluminum	9.834	50	500	MS
Antimony	4.087	5	25	MS
Arsenic	3.984	5	15	MS
Barium	4.637	5	250	MS
Beryllium	7.411	10	10	MS
Boron	663	1000	5000	MS
Cadmium	3.422	5	10	MS
Calcium	1126	2500	10000	MS
Chromium	7.624	25	100	MS
Cobalt	4.647	5	50	MS
Copper	5.323	25	50	MS
Germanium	0	0	0	MS
Indium	0	0	0	MS
Iron	1398	1500	2000	MS
Lead	3.086	5	10	MS
Lithium	28.35	50	500	MS
Lithium-6	0	0	0	MS
Magnesium	532	2500	5000	MS
Manganese	20.722	25	50	MS
Molybdenum	25.055	50	50	MS
Nickel	13.324	25	100	MS
Potassium	2793	3750	5000	MS
Scandium	0	0	0	MS
Selenium	10.295	25	50	MS
Silicon	223	1000	5000	MS
Silver	2.416	10	15	MS
Sodium	909	2500	5000	MS
Strontium	688	1000	2000	MS

FORM IX  
METHOD DETECTION LIMITS

Lab Name: RTI Laboratories, Inc.

Contract:

Lab Code: GLEN01

Workorder No.: 2006479

Test Code: SW 6020S

Analyte	MDL µg/Kg	LOD µg/Kg	LOQ µg/Kg	M
Terbium	0	0	0	MS
Thallium	4.844	5	20	MS
Tin	5.8	25	200	MS
Titanium	36.2	100	500	MS
Uranium	62.354	100	250	MS
Vanadium	4.836	5	40	MS
Zinc	19.227	50	500	MS
Zirconium	0	0	0	MS

## FORM XI

## INTERNAL STANDARD ASSOCIATION

Lab Name: RTI Laboratories, Inc.

Contract:

Lab Code: GLEN01ClientID: USA17

SAS No.:

SDG No.: 2006479ICP-MS Instrument ID: ICPMS4Date: 7/16/2020

Analyte	Assoc. Internal Standard 1	Assoc. Internal Standard 2
Lead	Terbium	

FORM XII  
PREPARATION LOG

Lab Name: RTI Laboratories, Inc.

Workorder No.: 2006479

Lab Code: GLEN01

Batch ID: 52061

Method: MS

Sample ID	Preparation Date	Weight (gram)	Volume (mL)
ZZZZZZ	7/15/2020 8:51:00 AM	0.51	50
LCSS	7/15/2020 8:51:00 AM	0.52	50
TAFBS-S-25CS	7/15/2020 8:51:00 AM	0.52	50
ZZZZZZ	7/15/2020 8:51:00 AM	0.52	50
ZZZZZZ	7/15/2020 8:51:00 AM	0.53	50
TAFBS-S-22CS	7/15/2020 8:51:00 AM	0.54	50
TAFBS-S-24CS	7/15/2020 8:51:00 AM	0.54	50
ZZZZZZ	7/15/2020 8:51:00 AM	0.54	50
TAFBS-S-19CS	7/15/2020 8:51:00 AM	0.55	50
ZZZZZZ	7/15/2020 8:51:00 AM	0.55	50
PBS	7/15/2020 8:51:00 AM	0.56	50
TAFBS-S-21CS	7/15/2020 8:51:00 AM	0.56	50
TAFBS-S-23CS	7/15/2020 8:51:00 AM	0.56	50
ZZZZZZ	7/15/2020 8:51:00 AM	0.57	50
TAFBS-S-20CS	7/15/2020 8:51:00 AM	0.59	50

FORM XIII  
ANALYSIS RUN LOG

Lab Name: RTI Laboratories, Inc.

Workorder No.: 2006479

Lab Code: GLEN01

Method: MS

Instrument ID: ICPMS4

Start Date: 7/16/2020 5:11 PM

End Date: 7/16/2020 7:38 PM

Client Sample No.	D/F	Time	Analytes																							
			A L	S B	A S	B A	B E	C D	C A	C O	C R	C U	F E	P B	M G	M N	H G	N I	K	S E	A G	N A	T L	V	Z N	C N
ICAL1	1	5:11 PM												X												
ICAL3	1	5:12 PM												X												
ICAL4	1	5:13 PM												X												
ICAL5	1	5:13 PM												X												
ICAL6	1	5:14 PM												X												
ICAL7	1	5:15 PM												X												
ICAL8	1	5:16 PM												X												
ICV-071620	1	5:16 PM												X												
ICB-071620	1	5:21 PM												X												
CRQL-071620	1	5:22 PM												X												
ICSA-071620	1	5:23 PM												X												
ICSAB-071620	1	5:24 PM												X												
MB-52038	10	5:26 PM												X												
LCS-52038	10	5:27 PM												X												
2007171-015A	10	5:29 PM												X												
2007171-015AMS	10	5:30 PM												X												
2007171-015AMSD	10	5:30 PM												X												
2007171-003A	10	5:31 PM												X												
2007171-008A	10	5:32 PM												X												
2007171-010A	10	5:33 PM												X												
2007171-011A	10	5:33 PM												X												
CCV-071620-1	1	5:35 PM												X												
CCB-071620-1	1	5:45 PM												X												
MB-51972	10	5:47 PM												X												

FORM XIII  
ANALYSIS RUN LOG

Lab Name: RTI Laboratories, Inc.

Workorder No.: 2006479

Lab Code: GLEN01

Method: MS

Instrument ID: ICPMS4

Start Date: 7/16/2020 5:11 PM

End Date: 7/16/2020 7:38 PM

Client Sample No.	D/F	Time	Analytes																								
			A L	S B	A S	B A	B E	C D	C A	C O	C R	C U	F E	P B	M G	M N	H G	N I	K	S E	A G	N A	T L	V	Z N	C N	
LCS-51972	10	5:48 PM												X													
2006454-001A	10	5:49 PM												X													
2006454-001AMS	10	5:50 PM												X													
2006454-001AMSD	10	5:50 PM												X													
2006454-001ASD	50	5:55 PM												X													
2006454-002A	10	5:56 PM												X													
2006454-003A	10	5:57 PM												X													
2006454-004A	10	5:58 PM												X													
2006454-005A	10	5:59 PM												X													
2006454-006A	10	5:59 PM												X													
2006454-007A	10	6:00 PM												X													
2006454-008A	10	6:01 PM												X													
2006454-009A	10	6:02 PM												X													
2006454-010A	10	6:03 PM												X													
CCV-071620-2	1	6:04 PM												X													
CCB-071620-2	1	6:06 PM												X													
2006454-011A	10	6:09 PM												X													
2006454-012A	10	6:10 PM												X													
2006454-013A	10	6:11 PM												X													
2006454-014A	10	6:12 PM												X													
2006454-015A	10	6:13 PM												X													
2006454-016A	10	6:14 PM												X													
2006454-017A	10	6:14 PM												X													
2006454-018A	10	6:15 PM												X													

FORM XIII  
ANALYSIS RUN LOG

Lab Name: RTI Laboratories, Inc.

Workorder No.: 2006479

Lab Code: GLEN01

Method: MS

Instrument ID: ICPMS4

Start Date: 7/16/2020 5:11 PM

End Date: 7/16/2020 7:38 PM

Client Sample No.	D/F	Time	Analytes																							
			A L	S B	A S	B A	B E	C D	C A	C O	C R	C U	F E	P B	M G	M N	H G	N I	K	S E	A G	N A	T L	V	Z N	C N
2006454-019A	10	6:16 PM												X												
2006454-020A	10	6:17 PM												X												
CCV-071620-3	1	6:18 PM												X												
CCB-071620-3	1	6:19 PM												X												
MB-52061	10	6:28 PM												X												
LCS-52061	10	6:29 PM												X												
2006454-022A	10	6:30 PM												X												
2006454-022AMS	10	6:31 PM												X												
2006454-022AMSD	10	6:32 PM												X												
2006454-021A	10	6:33 PM												X												
2006454-023A	10	6:34 PM												X												
2006454-024A	10	6:35 PM												X												
2006454-025A	10	6:36 PM												X												
2006454-026A	10	6:37 PM												X												
2006454-027A	10	6:38 PM												X												
2006479-001A	10	6:39 PM												X												
2006479-002A	10	6:39 PM												X												
2006479-003A	10	6:40 PM												X												
CCV-071620-4	1	6:42 PM												X												
CCB-071620-4	1	6:44 PM												X												
2006479-004A	10	6:46 PM												X												
2006479-005A	10	6:47 PM												X												
2006479-006A	10	6:48 PM												X												
2006479-007A	10	6:49 PM												X												

FORM XIII  
ANALYSIS RUN LOG

Lab Name: RTI Laboratories, Inc.

Workorder No.: 2006479

Lab Code: GLEN01

Method: MS

Instrument ID: ICPMS4

Start Date: 7/16/2020 5:11 PM

End Date: 7/16/2020 7:38 PM

Client Sample No.	D/F	Time	Analytes																								
			A L	S B	A S	B A	B E	C D	C A	C O	C R	C U	F E	P B	M G	M N	H G	N I	K	S E	A G	N A	T L	V	Z N	C N	
2006481-001A	10	6:50 PM												X													
2006481-002A	10	6:51 PM												X													
2006481-003A	10	6:51 PM												X													
2006481-004A	10	6:52 PM												X													
2006481-005A	10	6:53 PM												X													
2006481-006A	10	6:54 PM												X													
CCV-071620-5	1	6:59 PM												X													
CCB-071620-5	1	7:03 PM												X													
MB-52066	10	7:05 PM												X													
LCS-52066	10	7:05 PM												X													
2006518-001A	10	7:07 PM												X													
2006518-001AMS	10	7:08 PM												X													
2006518-001AMSD	10	7:09 PM												X													
2006518-001APDS	10	7:11 PM																									
2006481-007A	10	7:13 PM												X													
2006481-008A	10	7:14 PM												X													
2006481-009A	10	7:15 PM												X													
2006481-010A	10	7:16 PM												X													
2006481-011A	10	7:17 PM												X													
2006481-012A	10	7:18 PM												X													
2006481-013A	10	7:19 PM												X													
2006481-014A	10	7:20 PM												X													
2006481-015A	10	7:20 PM												X													
CCV-071620-6	1	7:22 PM												X													



FORM XIII  
ANALYSIS RUN LOG

Lab Name: RTI Laboratories, Inc.

Workorder No.: 2006479

Lab Code: GLEN01

Method: MS

Instrument ID: ICPMS4

Start Date: 7/16/2020 5:11 PM

End Date: 7/16/2020 7:38 PM

Client Sample No.	D/F	Time	Analytes																							
			A L	S B	A S	B A	B E	C D	C A	C O	C R	C U	F E	P B	M G	M N	H G	N I	K	S E	A G	N A	T L	V	Z N	C N
CCB-071620-6	1	7:23 PM												X												
2006481-016A	10	7:27 PM												X												
2006481-017A	10	7:27 PM												X												
2006481-018A	10	7:28 PM												X												
2006481-019A	10	7:29 PM												X												
2006481-020A	10	7:30 PM												X												
2006481-021A	10	7:31 PM												X												
2006481-022A	10	7:32 PM												X												
2006481-023A	10	7:33 PM												X												
2006481-024A	10	7:34 PM												X												
2006481-025A	10	7:34 PM												X												
CCV-071620-7	1	7:35 PM												X												
CCB-071620-7	1	7:36 PM												X												
QCS-071620-1	1	7:38 PM												X												

## FORM XV

## ICPMS INTERNAL STANDARDS INTENSITY SUMMARY

Lab Name: RTI Laboratories, Inc.

Contract:

Lab Code: GLEN01ClientID: USA17

SAS No.:

SDG No.: 2006479Instrument ID: ICPMS4Start Date: 7/16/2020 5:11 PMEnd Date: 7/16/2020 7:38 PM

RunNo: 119517	Internal Standards %RI For:										
EPA Sample No.	Time	Germanium	Q	Indium	Q	Lithium-6	Q	Scandium	Q	Terbium	Q
ICAL1	5:11:37 PM	*	*	*	*	*	*	*	*	100	
ICAL3	5:12:22 PM	*	*	*	*	*	*	*	*	98.5	
ICAL4	5:13:08 PM	*	*	*	*	*	*	*	*	99.5	
ICAL5	5:13:53 PM	*	*	*	*	*	*	*	*	99.8	
ICAL6	5:14:39 PM	*	*	*	*	*	*	*	*	101	
ICAL7	5:15:24 PM	*	*	*	*	*	*	*	*	99.6	
ICAL8	5:16:09 PM	*	*	*	*	*	*	*	*	99.8	
ICV-071620	5:16:55 PM	*	*	*	*	*	*	*	*	101	
ICB-071620	5:21:22 PM	*	*	*	*	*	*	*	*	99.0	
CRQL-071620	5:22:58 PM	*	*	*	*	*	*	*	*	97.3	
ICSA-071620	5:23:59 PM	*	*	*	*	*	*	*	*	101	
ICSAB-071620	5:24:44 PM	*	*	*	*	*	*	*	*	104	
CCV-071620-1	5:35:34 PM	*	*	*	*	*	*	*	*	99.6	
CCB-071620-1	5:45:42 PM	*	*	*	*	*	*	*	*	98.1	
MB-51972	5:47:23 PM	*	*	*	*	*	*	*	*	102	
LCS-51972	5:48:15 PM	*	*	*	*	*	*	*	*	103	
2006454-001A	5:49:11 PM	*	*	*	*	*	*	*	*	103	
2006454-001AMS	5:50:04 PM	*	*	*	*	*	*	*	*	104	
2006454-001AMSD	5:50:56 PM	*	*	*	*	*	*	*	*	104	
2006454-001ASD	5:55:34 PM	*	*	*	*	*	*	*	*	101	
2006454-002A	5:56:30 PM	*	*	*	*	*	*	*	*	103	
2006454-003A	5:57:22 PM	*	*	*	*	*	*	*	*	105	
2006454-004A	5:58:14 PM	*	*	*	*	*	*	*	*	104	
2006454-005A	5:59:05 PM	*	*	*	*	*	*	*	*	103	
2006454-006A	5:59:57 PM	*	*	*	*	*	*	*	*	107	
2006454-007A	6:00:49 PM	*	*	*	*	*	*	*	*	107	
2006454-008A	6:01:41 PM	*	*	*	*	*	*	*	*	106	
2006454-009A	6:02:33 PM	*	*	*	*	*	*	*	*	107	
2006454-010A	6:03:25 PM	*	*	*	*	*	*	*	*	105	
CCV-071620-2	6:04:31 PM	*	*	*	*	*	*	*	*	103	
CCB-071620-2	6:06:20 PM	*	*	*	*	*	*	*	*	102	
2006454-011A	6:09:45 PM	*	*	*	*	*	*	*	*	104	
2006454-012A	6:10:37 PM	*	*	*	*	*	*	*	*	103	
2006454-013A	6:11:28 PM	*	*	*	*	*	*	*	*	103	
2006454-014A	6:12:20 PM	*	*	*	*	*	*	*	*	105	
2006454-015A	6:13:12 PM	*	*	*	*	*	*	*	*	104	
2006454-016A	6:14:03 PM	*	*	*	*	*	*	*	*	106	
2006454-017A	6:14:55 PM	*	*	*	*	*	*	*	*	105	
2006454-018A	6:15:46 PM	*	*	*	*	*	*	*	*	105	
2006454-019A	6:16:38 PM	*	*	*	*	*	*	*	*	104	
2006454-020A	6:17:29 PM	*	*	*	*	*	*	*	*	106	
CCV-071620-3	6:18:38 PM	*	*	*	*	*	*	*	*	104	
CCB-071620-3	6:19:33 PM	*	*	*	*	*	*	*	*	104	

R = RI value outside 60-125 Control Limits

\* = This Internal Standard not used for this analysis

EPA Sample No.	Time	Germanium	Q	Indium	Q	Lithium-6	Q	Scandium	Q	Terbium	Q
MB-52061	6:28:56 PM	*	*	*	*	*	*	*	*	104	
LCS-52061	6:29:48 PM	*	*	*	*	*	*	*	*	106	
2006454-022A	6:30:51 PM	*	*	*	*	*	*	*	*	103	
2006454-022AMS	6:31:43 PM	*	*	*	*	*	*	*	*	106	
2006454-022AMSD	6:32:34 PM	*	*	*	*	*	*	*	*	106	
2006454-021A	6:33:56 PM	*	*	*	*	*	*	*	*	105	
2006454-023A	6:34:47 PM	*	*	*	*	*	*	*	*	104	
2006454-024A	6:35:39 PM	*	*	*	*	*	*	*	*	108	
2006454-025A	6:36:31 PM	*	*	*	*	*	*	*	*	105	
2006454-026A	6:37:23 PM	*	*	*	*	*	*	*	*	107	
2006454-027A	6:38:13 PM	*	*	*	*	*	*	*	*	107	
2006479-001A	6:39:03 PM	*	*	*	*	*	*	*	*	106	
2006479-002A	6:39:55 PM	*	*	*	*	*	*	*	*	106	
2006479-003A	6:40:47 PM	*	*	*	*	*	*	*	*	107	
CCV-071620-4	6:42:26 PM	*	*	*	*	*	*	*	*	104	
CCB-071620-4	6:44:09 PM	*	*	*	*	*	*	*	*	101	
2006479-004A	6:46:47 PM	*	*	*	*	*	*	*	*	105	
2006479-005A	6:47:39 PM	*	*	*	*	*	*	*	*	106	
2006479-006A	6:48:31 PM	*	*	*	*	*	*	*	*	106	
2006479-007A	6:49:22 PM	*	*	*	*	*	*	*	*	103	
CCV-071620-5	6:59:22 PM	*	*	*	*	*	*	*	*	104	
CCB-071620-5	7:03:16 PM	*	*	*	*	*	*	*	*	102	
MB-52066	7:05:04 PM	*	*	*	*	*	*	*	*	106	
LCS-52066	7:05:57 PM	*	*	*	*	*	*	*	*	108	
2006518-001A	7:07:39 PM	*	*	*	*	*	*	*	*	103	
2006518-001AMS	7:08:31 PM	*	*	*	*	*	*	*	*	102	
2006518-001AMSD	7:09:23 PM	*	*	*	*	*	*	*	*	102	
2006518-001APDS	7:11:52 PM	*	*	*	*	*	*	*	*	101	
CCV-071620-6	7:22:20 PM	*	*	*	*	*	*	*	*	99.9	
CCB-071620-6	7:23:41 PM	*	*	*	*	*	*	*	*	99.4	
CCV-071620-7	7:35:58 PM	*	*	*	*	*	*	*	*	103	
CCB-071620-7	7:36:54 PM	*	*	*	*	*	*	*	*	101	
QCS-071620-1	7:38:00 PM	*	*	*	*	*	*	*	*	98.9	

R = RI value outside 60-125 Control Limits  
 \* =This Internal Standard not used for this analysis

SEQ	SAMP TYPE	SAMP	DATE/TIME	METHOD	DIL
1		ICAL1	07/16/20 05:11 PM	ked epa6020 pb only.mth	
2		ICAL3	07/16/20 05:12 PM	ked epa6020 pb only.mth	
3		ICAL4	07/16/20 05:13 PM	ked epa6020 pb only.mth	
4		ICAL5	07/16/20 05:13 PM	ked epa6020 pb only.mth	
5		ICAL6	07/16/20 05:14 PM	ked epa6020 pb only.mth	
6		ICAL7	07/16/20 05:15 PM	ked epa6020 pb only.mth	
7		ICAL8	07/16/20 05:16 PM	ked epa6020 pb only.mth	
8	SW_6020A,ICV	ICV-071620	07/16/20 05:16 PM	ked epa6020 pb only.mth	
9	SW_6020A,ICB	ICB-071620	07/16/20 05:21 PM	ked epa6020 pb only.mth	
10	SW_6020A,CRQL	CRQL-071620	07/16/20 05:22 PM	ked epa6020 pb only.mth	
11	SW_6020A,ICSA	ICSA-071620	07/16/20 05:23 PM	ked epa6020 pb only.mth	
12	SW_6020A,ICSAB	ICSAB-071620	07/16/20 05:24 PM	ked epa6020 pb only.mth	
13	SW_6020A,MBLK	MB-52038	07/16/20 05:26 PM	ked epa6020 pb only.mth	X10
14	SW_6020A,LCS	LCS-52038	07/16/20 05:27 PM	ked epa6020 pb only.mth	X10
15	SW_6020A,SAMP	2007171-015A	07/16/20 05:29 PM	ked epa6020 pb only.mth	X10
16	SW_6020A,MS	2007171-015AMS	07/16/20 05:30 PM	ked epa6020 pb only.mth	X10
17	SW_6020A,MSD	2007171-015AMSD	07/16/20 05:30 PM	ked epa6020 pb only.mth	X10
18	SW_6020A,SAMP	2007171-003A	07/16/20 05:31 PM	ked epa6020 pb only.mth	X10
19	SW_6020A,SAMP	2007171-008A	07/16/20 05:32 PM	ked epa6020 pb only.mth	X10
20	SW_6020A,SAMP	2007171-010A	07/16/20 05:33 PM	ked epa6020 pb only.mth	X10
21	SW_6020A,SAMP	2007171-011A	07/16/20 05:33 PM	ked epa6020 pb only.mth	X10
22	SW_6020A,CCV	CCV-071620-1	07/16/20 05:35 PM	ked epa6020 pb only.mth	
23	SW_6020A,CCB	CCB-071620-1	07/16/20 05:45 PM	ked epa6020 pb only.mth	
24	SW_6020S,MBLK	MB-51972	07/16/20 05:47 PM	ked epa6020 pb only.mth	X10
25	SW_6020S,LCS	LCS-51972	07/16/20 05:48 PM	ked epa6020 pb only.mth	X10
26	SW_6020S,SAMP	2006454-001A	07/16/20 05:49 PM	ked epa6020 pb only.mth	X10
27	SW_6020S,MS	2006454-001AMS	07/16/20 05:50 PM	ked epa6020 pb only.mth	X10
28	SW_6020S,MSD	2006454-001AMSD	07/16/20 05:50 PM	ked epa6020 pb only.mth	X10
29	SW_6020S,SD	2006454-001ASD	07/16/20 05:55 PM	ked epa6020 pb only.mth	X50
30	SW_6020S,SAMP	2006454-002A	07/16/20 05:56 PM	ked epa6020 pb only.mth	X10
31	SW_6020S,SAMP	2006454-003A	07/16/20 05:57 PM	ked epa6020 pb only.mth	X10
32	SW_6020S,SAMP	2006454-004A	07/16/20 05:58 PM	ked epa6020 pb only.mth	X10
33	SW_6020S,SAMP	2006454-005A	07/16/20 05:59 PM	ked epa6020 pb only.mth	X10
34	SW_6020S,SAMP	2006454-006A	07/16/20 05:59 PM	ked epa6020 pb only.mth	X10
35	SW_6020S,SAMP	2006454-007A	07/16/20 06:00 PM	ked epa6020 pb only.mth	X10
36	SW_6020S,SAMP	2006454-008A	07/16/20 06:01 PM	ked epa6020 pb only.mth	X10
37	SW_6020S,SAMP	2006454-009A	07/16/20 06:02 PM	ked epa6020 pb only.mth	X10
38	SW_6020S,SAMP	2006454-010A	07/16/20 06:03 PM	ked epa6020 pb only.mth	X10
39	SW_6020A,CCV	CCV-071620-2	07/16/20 06:04 PM	ked epa6020 pb only.mth	
40	SW_6020A,CCB	CCB-071620-2	07/16/20 06:06 PM	ked epa6020 pb only.mth	
41	SW_6020S,SAMP	2006454-011A	07/16/20 06:09 PM	ked epa6020 pb only.mth	X10
42	SW_6020S,SAMP	2006454-012A	07/16/20 06:10 PM	ked epa6020 pb only.mth	X10
43	SW_6020S,SAMP	2006454-013A	07/16/20 06:11 PM	ked epa6020 pb only.mth	X10
44	SW_6020S,SAMP	2006454-014A	07/16/20 06:12 PM	ked epa6020 pb only.mth	X10
45	SW_6020S,SAMP	2006454-015A	07/16/20 06:13 PM	ked epa6020 pb only.mth	X10

46	SW_6020S,SAMP	2006454-016A	07/16/20 06:14 PM	ked epa6020 pb only.mth	X10
47	SW_6020S,SAMP	2006454-017A	07/16/20 06:14 PM	ked epa6020 pb only.mth	X10
48	SW_6020S,SAMP	2006454-018A	07/16/20 06:15 PM	ked epa6020 pb only.mth	X10
49	SW_6020S,SAMP	2006454-019A	07/16/20 06:16 PM	ked epa6020 pb only.mth	X10
50	SW_6020S,SAMP	2006454-020A	07/16/20 06:17 PM	ked epa6020 pb only.mth	X10
51	SW_6020A,CCV	CCV-071620-3	07/16/20 06:18 PM	ked epa6020 pb only.mth	
52	SW_6020A,CCB	CCB-071620-3	07/16/20 06:19 PM	ked epa6020 pb only.mth	
53	SW_6020S,MBLK	MB-52061	07/16/20 06:28 PM	ked epa6020 pb only.mth	X10
54	SW_6020S,LCS	LCS-52061	07/16/20 06:29 PM	ked epa6020 pb only.mth	X10
55	SW_6020S,SAMP	2006454-022A	07/16/20 06:30 PM	ked epa6020 pb only.mth	X10
56	SW_6020S,MS	2006454-022AMS	07/16/20 06:31 PM	ked epa6020 pb only.mth	X10
57	SW_6020S,MSD	2006454-022AMSD	07/16/20 06:32 PM	ked epa6020 pb only.mth	X10
58	SW_6020S,SAMP	2006454-021A	07/16/20 06:33 PM	ked epa6020 pb only.mth	X10
59	SW_6020S,SAMP	2006454-023A	07/16/20 06:34 PM	ked epa6020 pb only.mth	X10
60	SW_6020S,SAMP	2006454-024A	07/16/20 06:35 PM	ked epa6020 pb only.mth	X10
61	SW_6020S,SAMP	2006454-025A	07/16/20 06:36 PM	ked epa6020 pb only.mth	X10
62	SW_6020S,SAMP	2006454-026A	07/16/20 06:37 PM	ked epa6020 pb only.mth	X10
63	SW_6020S,SAMP	2006454-027A	07/16/20 06:38 PM	ked epa6020 pb only.mth	X10
64	SW_6020S,SAMP	2006479-001A	07/16/20 06:39 PM	ked epa6020 pb only.mth	X10
65	SW_6020S,SAMP	2006479-002A	07/16/20 06:39 PM	ked epa6020 pb only.mth	X10
66	SW_6020S,SAMP	2006479-003A	07/16/20 06:40 PM	ked epa6020 pb only.mth	X10
67	SW_6020A,CCV	CCV-071620-4	07/16/20 06:42 PM	ked epa6020 pb only.mth	
68	SW_6020A,CCB	CCB-071620-4	07/16/20 06:44 PM	ked epa6020 pb only.mth	
69	SW_6020S,SAMP	2006479-004A	07/16/20 06:46 PM	ked epa6020 pb only.mth	X10
70	SW_6020S,SAMP	2006479-005A	07/16/20 06:47 PM	ked epa6020 pb only.mth	X10
71	SW_6020S,SAMP	2006479-006A	07/16/20 06:48 PM	ked epa6020 pb only.mth	X10
72	SW_6020S,SAMP	2006479-007A	07/16/20 06:49 PM	ked epa6020 pb only.mth	X10
73	SW_6020S,SAMP	2006481-001A	07/16/20 06:50 PM	ked epa6020 pb only.mth	X10
74	SW_6020S,SAMP	2006481-002A	07/16/20 06:51 PM	ked epa6020 pb only.mth	X10
75	SW_6020S,SAMP	2006481-003A	07/16/20 06:51 PM	ked epa6020 pb only.mth	X10
76	SW_6020S,SAMP	2006481-004A	07/16/20 06:52 PM	ked epa6020 pb only.mth	X10
77	SW_6020S,SAMP	2006481-005A	07/16/20 06:53 PM	ked epa6020 pb only.mth	X10
78	SW_6020S,SAMP	2006481-006A	07/16/20 06:54 PM	ked epa6020 pb only.mth	X10
79	SW_6020A,CCV	CCV-071620-5	07/16/20 06:59 PM	ked epa6020 pb only.mth	
80	SW_6020A,CCB	CCB-071620-5	07/16/20 07:03 PM	ked epa6020 pb only.mth	
81	SW_6020S,MBLK	MB-52066	07/16/20 07:05 PM	ked epa6020 pb only.mth	X10
82	SW_6020S,LCS	LCS-52066	07/16/20 07:05 PM	ked epa6020 pb only.mth	X10
83	SW_6020S,SAMP	2006518-001A	07/16/20 07:07 PM	ked epa6020 pb only.mth	X10
84	SW_6020S,MS	2006518-001AMS	07/16/20 07:08 PM	ked epa6020 pb only.mth	X10
85	SW_6020S,MSD	2006518-001AMSD	07/16/20 07:09 PM	ked epa6020 pb only.mth	X10
86	SW_6020S,PDS	2006518-001APDS	07/16/20 07:11 PM	ked epa6020 pb only.mth	X10
87	SW_6020S,SAMP	2006481-007A	07/16/20 07:13 PM	ked epa6020 pb only.mth	X10
88	SW_6020S,SAMP	2006481-008A	07/16/20 07:14 PM	ked epa6020 pb only.mth	X10
89	SW_6020S,SAMP	2006481-009A	07/16/20 07:15 PM	ked epa6020 pb only.mth	X10
90	SW_6020S,SAMP	2006481-010A	07/16/20 07:16 PM	ked epa6020 pb only.mth	X10
91	SW_6020S,SAMP	2006481-011A	07/16/20 07:17 PM	ked epa6020 pb only.mth	X10

Sheet1

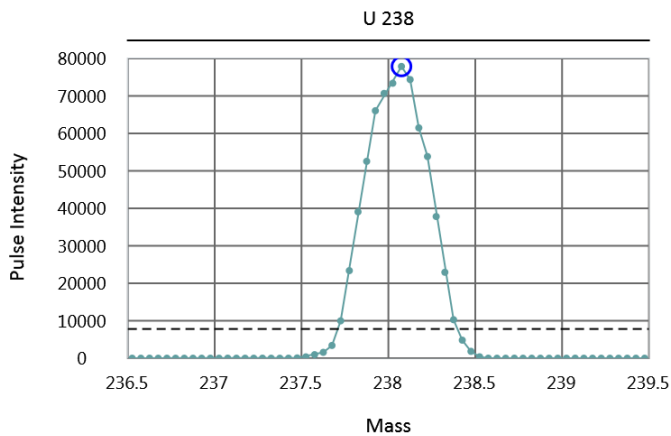
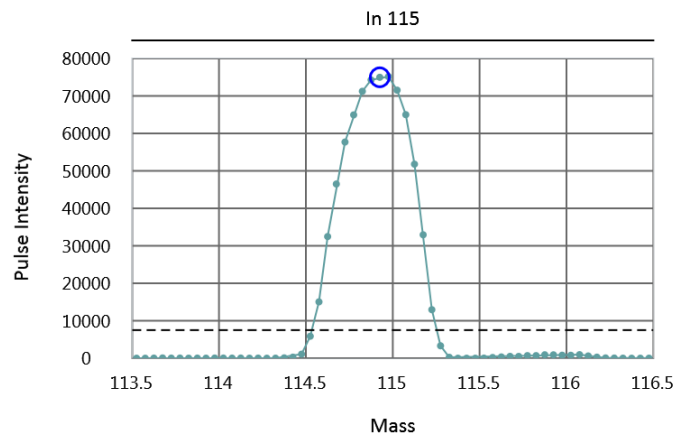
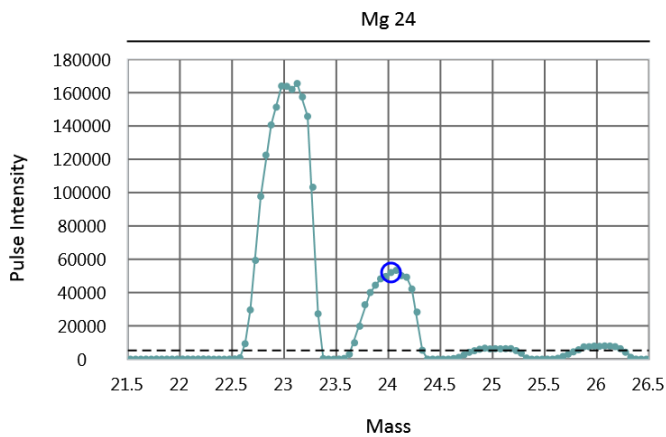
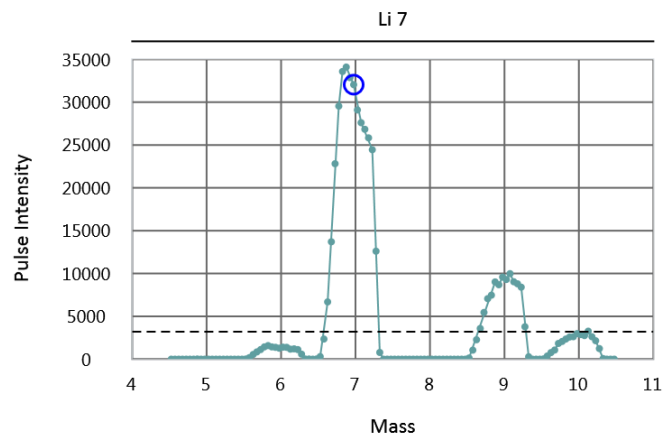
92	SW_6020S,SAMP	2006481-012A	07/16/20 07:18 PM	ked epa6020 pb only.mth	X10
93	SW_6020S,SAMP	2006481-013A	07/16/20 07:19 PM	ked epa6020 pb only.mth	X10
94	SW_6020S,SAMP	2006481-014A	07/16/20 07:20 PM	ked epa6020 pb only.mth	X10
95	SW_6020S,SAMP	2006481-015A	07/16/20 07:20 PM	ked epa6020 pb only.mth	X10
96	SW_6020A,CCV	CCV-071620-6	07/16/20 07:22 PM	ked epa6020 pb only.mth	
97	SW_6020A,CCB	CCB-071620-6	07/16/20 07:23 PM	ked epa6020 pb only.mth	
98	SW_6020S,SAMP	2006481-016A	07/16/20 07:27 PM	ked epa6020 pb only.mth	X10
99	SW_6020S,SAMP	2006481-017A	07/16/20 07:27 PM	ked epa6020 pb only.mth	X10
100	SW_6020S,SAMP	2006481-018A	07/16/20 07:28 PM	ked epa6020 pb only.mth	X10
101	SW_6020S,SAMP	2006481-019A	07/16/20 07:29 PM	ked epa6020 pb only.mth	X10
102	SW_6020S,SAMP	2006481-020A	07/16/20 07:30 PM	ked epa6020 pb only.mth	X10
103	SW_6020S,SAMP	2006481-021A	07/16/20 07:31 PM	ked epa6020 pb only.mth	X10
104	SW_6020S,SAMP	2006481-022A	07/16/20 07:32 PM	ked epa6020 pb only.mth	X10
105	SW_6020S,SAMP	2006481-023A	07/16/20 07:33 PM	ked epa6020 pb only.mth	X10
106	SW_6020S,SAMP	2006481-024A	07/16/20 07:34 PM	ked epa6020 pb only.mth	X10
107	SW_6020S,SAMP	2006481-025A	07/16/20 07:34 PM	ked epa6020 pb only.mth	X10
108	SW_6020A,CCV	CCV-071620-7	07/16/20 07:35 PM	ked epa6020 pb only.mth	
109	SW_6020A,CCB	CCB-071620-7	07/16/20 07:36 PM	ked epa6020 pb only.mth	
110	SW_6020A,QCS	QCS-071620-1	07/16/20 07:38 PM	ked epa6020 pb only.mth	

Sample Id	Calibration Curves	Slope	Intercept	Correlation Coefficient
Acquisition Time	07/16/2020 17:16:09			
Pb 208		0.02971	0.00009	0.99988

Mass Calibration and Resolution - [Passed] Optimum value(s): N/A  
Target/Obtained mass (7.016/6.975), Target/Obtained resolution (0.7/0.730)  
Target/Obtained mass (23.985/24.025), Target/Obtained resolution (0.7/0.685)  
Target/Obtained mass (114.904/114.925), Target/Obtained resolution (0.7/0.719)  
Target/Obtained mass (238.05/238.075), Target/Obtained resolution (0.7/0.689)

Acq. Date/Time: 07/16/2020 16:38:12  
Sent to file: C:\Users\Public\Documents\PerkinElmer Syngistix\ICPMS\MassCal\Default.tun

Analyte	Exact Mass	Meas. Mass	Mass DAC	Res DAC	Meas. Peak Width	Custom Res
Li	7.016	6.975	1232	2064	0.730	
Mg	23.985	24.025	4616	2068	0.685	
In	114.904	114.925	22790	2072	0.719	
U	238.05	238.075	47420	2073	0.689	





## Performance Check Report

### Sample ID: [STD] Performance Check

Sample Date/Time: Thursday, July 16, 2020 16:39:25

Sample Description:

Method File: C:\Users\Public\Documents\PerkinElmer Syngistix\ICPMS\Method\STD Performance Check.mth

Dataset File: C:\Users\Public\Documents\PerkinElmer Syngistix\ICPMS\DataSet\OPTIMIZE 2020\[STD] Performance Check.379

MassCal File: C:\Users\Public\Documents\PerkinElmer Syngistix\ICPMS\MassCal\Default.tun

Conditions File: C:\Users\Public\Documents\PerkinElmer Syngistix\ICPMS\Conditions\Default.dac

Dual Detector Mode: Pulse

Acq. Dead Time (ns): 35

Current Dead Time (ns): 35

Torch Z position (mm): 0.00

## Replicates

### Replicate 1

Analyte	Mass	Meas. Intensity
Be	9	9975.148
In	115	77071.676
U	238	79165.411
CeO	156	1685.099
Ce	140	83054.733
Ce++	70	1149.046
Bkgd	220	0.833

### Replicate 2

Analyte	Mass	Meas. Intensity
Be	9	9845.391
In	115	76998.952
U	238	79748.977
CeO	156	1805.781
Ce	140	83270.651
Ce++	70	1145.046
Bkgd	220	1.000

### Replicate 3

Analyte	Mass	Meas. Intensity
Be	9	9833.050
In	115	77534.168
U	238	79647.413
CeO	156	1763.776
Ce	140	83372.241
Ce++	70	1169.381
Bkgd	220	0.500

### Replicate 4

Analyte	Mass	Meas. Intensity
Be	9	9768.005
In	115	76864.899
U	238	79483.168
CeO	156	1727.438
Ce	140	83186.832
Ce++	70	1153.713
Bkgd	220	1.000

### Replicate 5

Analyte	Mass	Meas. Intensity
Be	9	9680.612
In	115	76176.560
U	238	79232.113
CeO	156	1679.432
Ce	140	82622.907
Ce++	70	1120.377
Bkgd	220	0.667

Sample ID: [STD] Performance Check

Report Date/Time: Thursday, July 16, 2020 16:41:29

Page 1

## Summary

Analyte	Mass	Meas. Intens. Mean	Net Intens. Mean	Net Intens. SD	Net Intens. RSD	Mode
Be	9.0	9820.4	9820.441	108.417	1.1	Standard
In	114.9	76929.3	76929.251	490.345	0.6	Standard
U	238.1	79455.4	79455.416	253.859	0.3	Standard
[ CeO	155.9	1732.3	0.021	0.001	2.8	Standard
> Ce	139.9	83101.5	83101.473	291.733	0.4	Standard
[ Ce++	70.0	1147.5	0.014	0.000	1.2	Standard
Bkgd	220.0	0.8	0.800	0.217	27.2	Standard

## Current Conditions File Data

Current Value	Description
0.73	Standard - Nebulizer Gas Flow STD/KED [NEB]
1.20	Standard - Auxiliary Gas Flow
16.50	Standard - Plasma Gas Flow
-13.00	Standard - Deflector Voltage
1600.00	Standard - ICP RF Power
-1750.00	Standard - Analog Stage Voltage
950.00	Standard - Pulse Stage Voltage
-4.00	Standard - Quadrupole Rod Offset STD [QRO]
-4.00	Standard - Cell Rod Offset STD [CRO]
12.00	Standard - Discriminator Threshold
-4.00	Standard - Cell Entrance/Exit Voltage STD
-12.00	Helium KED - KED Mode QRO
-16.50	Helium KED - KED Mode CRO
-8.00	Helium KED - KED Mode Cell Entrance Voltage
-22.00	Helium KED - KED Mode Cell Exit Voltage
475.00	Helium KED - KED Mode Axial Field Voltage
0.00	Helium KED - KED RPa
0.25	Helium KED - KED RPq
4.20	Helium KED - Cell Gas A

## Method 200.8 - Summary Report

### Sample ID: ICAL1

Sample Date/Time: Thursday, July 16, 2020 17:11:37

Sample Type: Blank

Sample Description:

Number of Replicates: 3

Batch ID: SW\_6020A,ICAL1

Method File: C:\Users\Public\Documents\PerkinElmer Syngistix\ICPMS\Method\epa 6020 ked\2019\ked epa6020 pb only.mth

Dataset File: C:\Users\Public\Documents\PerkinElmer Syngistix\ICPMS\DataSet\071620\ICAL1.001

### Summary

#### Concentration Results

Analyte Mass		Meas. Intens. Mean	Meas. Intens. RSD	Net Intens. Mean	Conc. Mean	Conc. RSD	Sample Unit
[> L	Kr	84	1085.898	6.162			ug/L
	Tb	159	648535.685	2.079			ug/L
	Pb	208	106.945	22.154			ug/L

### QC Calculated Values

Analyte		MASS	Int Std % Recovery
[> L	Kr	84	
	Tb	159	
	Pb	208	

### QC Out of Limits

Analyte	Mass	Out of Limits Message
---------	------	-----------------------

## Method 200.8 - Summary Report

### Sample ID: ICAL3

Sample Date/Time: Thursday, July 16, 2020 17:12:22

Sample Type: Standard

Sample Description:

Number of Replicates: 3

Batch ID: SW\_6020A,ICAL3

Method File: C:\Users\Public\Documents\PerkinElmer Syngistix\ICPMS\Method\epa 6020 ked\2019\ked epa6020 pb only.mth

Dataset File: C:\Users\Public\Documents\PerkinElmer Syngistix\ICPMS\DataSet\071620\ICAL3.002

### Summary

#### Concentration Results

Analyte Mass		Meas. Intens. Mean	Meas. Intens. RSD	Net Intens. Mean	Conc. Mean	Conc. RSD	Sample Unit
[> L]	Kr	84	1194.004	1.785	108.106	-42.913	19.7 ug/L
	Tb	159	638541.805	2.730	638541.805		ug/L
	Pb	208	3955.772	4.148	0.006	0.200	3.8 ug/L

### QC Calculated Values

Analyte		MASS	Int Std % Recovery
[> L	Kr	84	
	Tb	159	
	Pb	208	

### QC Out of Limits

Analyte	Mass	Out of Limits Message
---------	------	-----------------------

## Method 200.8 - Summary Report

### Sample ID: ICAL4

Sample Date/Time: Thursday, July 16, 2020 17:13:08

Sample Type: Standard

Sample Description:

Number of Replicates: 3

Batch ID: SW\_6020A,ICAL4

Method File: C:\Users\Public\Documents\PerkinElmer Syngistix\ICPMS\Method\epa 6020 ked\2019\ked epa6020 pb only.mth

Dataset File: C:\Users\Public\Documents\PerkinElmer Syngistix\ICPMS\DataSet\071620\ICAL4.003

### Summary

#### Concentration Results

Analyte Mass		Meas. Intens. Mean	Meas. Intens. RSD	Net Intens. Mean	Conc. Mean	Conc. RSD	Sample Unit
[> L	Kr	84	1221.695	1.769	135.797	-53.905	15.9 ug/L
	Tb	159	645255.052	1.374	645255.052		ug/L
	Pb	208	98858.247	0.463	0.153	5.148	1.7 ug/L

### QC Calculated Values

Analyte		MASS	Int Std % Recovery
[>	Kr	84	
	Tb	159	
	Pb	208	
[			

### QC Out of Limits

Analyte	Mass	Out of Limits Message
---------	------	-----------------------



## Method 200.8 - Summary Report

### Sample ID: ICAL5

Sample Date/Time: Thursday, July 16, 2020 17:13:53

Sample Type: Standard

Sample Description:

Number of Replicates: 3

Batch ID: SW\_6020A,ICAL5

Method File: C:\Users\Public\Documents\PerkinElmer Syngistix\ICPMS\Method\epa 6020 ked\2019\ked epa6020 pb only.mth

Dataset File: C:\Users\Public\Documents\PerkinElmer Syngistix\ICPMS\DataSet\071620\ICAL5.004

### Summary

#### Concentration Results

Analyte Mass		Meas. Intens. Mean	Meas. Intens. RSD	Net Intens. Mean	Conc. Mean	Conc. RSD	Sample Unit	
[> 	Kr	84	1291.379	7.768	205.481	-81.567	48.8	ug/L
	Tb	159	647338.031	3.565	647338.031			ug/L
	Pb	208	191976.728	2.392	0.296	9.974	1.2	ug/L

### QC Calculated Values

Analyte		MASS	Int Std % Recovery
[> L	Kr	84	
	Tb	159	
	Pb	208	

### QC Out of Limits

Analyte	Mass	Out of Limits Message
---------	------	-----------------------

## Method 200.8 - Summary Report

### Sample ID: ICAL6

Sample Date/Time: Thursday, July 16, 2020 17:14:39

Sample Type: Standard

Sample Description:

Number of Replicates: 3

Batch ID: SW\_6020A,ICAL6

Method File: C:\Users\Public\Documents\PerkinElmer Syngistix\ICPMS\Method\epa 6020 ked\2019\ked epa6020 pb only.mth

Dataset File: C:\Users\Public\Documents\PerkinElmer Syngistix\ICPMS\DataSet\071620\ICAL6.005

### Summary

#### Concentration Results

	Analyte	Mass	Meas. Intens.	Mean	Meas. Intens. RSD	Net Intens. Mean	Conc. Mean	Conc. RSD	Sample Unit
	Kr	84		1107.364	3.955	21.466	-8.521	204.0	ug/L
[>	Tb	159		652322.916	1.982	652322.916			ug/L
[	Pb	208		385376.711	0.305	0.591	19.879	2.2	ug/L

### QC Calculated Values

Analyte		MASS	Int Std % Recovery
[> L	Kr	84	
	Tb	159	
	Pb	208	

### QC Out of Limits

Analyte	Mass	Out of Limits Message
---------	------	-----------------------

## Method 200.8 - Summary Report

### Sample ID: ICAL7

Sample Date/Time: Thursday, July 16, 2020 17:15:24

Sample Type: Standard

Sample Description:

Number of Replicates: 3

Batch ID: SW\_6020A,ICAL7

Method File: C:\Users\Public\Documents\PerkinElmer Syngistix\ICPMS\Method\epa 6020 ked\2019\ked epa6020 pb only.mth

Dataset File: C:\Users\Public\Documents\PerkinElmer Syngistix\ICPMS\DataSet\071620\ICAL7.006

### Summary

#### Concentration Results

Analyte Mass		Meas. Intens. Mean	Meas. Intens. RSD	Net Intens. Mean	Conc. Mean	Conc. RSD	Sample Unit
[> L	Kr	84	1109.593	9.455	23.695	-9.406	442.7 ug/L
	Tb	159	645657.523	2.578	645657.523		ug/L
	Pb	208	951044.529	1.512	1.473	49.572	1.4 ug/L

### QC Calculated Values

Analyte		MASS	Int Std % Recovery
Kr		84	
[>	Tb	159	
[	Pb	208	

### QC Out of Limits

Analyte	Mass	Out of Limits Message
---------	------	-----------------------

## Method 200.8 - Summary Report

### Sample ID: ICAL8

Sample Date/Time: Thursday, July 16, 2020 17:16:09

Sample Type: Standard

Sample Description:

Number of Replicates: 3

Batch ID: SW\_6020A,ICAL8

Method File: C:\Users\Public\Documents\PerkinElmer Syngistix\ICPMS\Method\epa 6020 ked\2019\ked epa6020 pb only.mth

Dataset File: C:\Users\Public\Documents\PerkinElmer Syngistix\ICPMS\DataSet\071620\ICAL8.007

### Summary

#### Concentration Results

Analyte	Mass	Meas. Intens.	Mean	Meas. Intens. RSD	Net Intens. Mean	Conc. Mean	Conc. RSD	Sample Unit
Kr	84		714.080	17.291	-371.818	147.595	33.2	ug/L
[> Tb	159		647219.561	1.105	647219.561			ug/L
[ Pb	208		1901453.635	0.912	2.938	98.862	0.3	ug/L

### QC Calculated Values

Analyte		MASS	Int Std % Recovery
[> L	Kr	84	
	Tb	159	
	Pb	208	

### QC Out of Limits

Analyte	Mass	Out of Limits Message
Kr	84	



## Method 200.8 - Summary Report

### Sample ID: ICV-071620

Sample Date/Time: Thursday, July 16, 2020 17:16:55

Sample Type: Sample

Sample Description:

Number of Replicates: 3

Batch ID: SW\_6020A,ICV

Method File: C:\Users\Public\Documents\PerkinElmer Syngistix\ICPMS\Method\epa 6020 ked\2019\ked epa6020 pb only.mth

Dataset File: C:\Users\Public\Documents\PerkinElmer Syngistix\ICPMS\DataSet\071620\ICV-071620.008

### Summary

#### Concentration Results

	Analyte	Mass	Meas. Intens.	Mean	Meas. Intens. RSD	Net Intens. Mean	Conc. Mean	Conc. RSD	Sample Unit
	Kr	84		972.528	7.674	-113.370	45.003	65.8	ug/L
[>	Tb	159		652227.736	2.769	652227.736			ug/L
[	Pb	208		975753.871	1.762	1.496	50.347	1.0	ug/L

### QC Calculated Values

Analyte		MASS	Int Std % Recovery
[> L	Kr	84	
	Tb	159	100.569
	Pb	208	

### QC Out of Limits

Analyte	Mass	Out of Limits Message
---------	------	-----------------------

## Method 200.8 - Summary Report

### Sample ID: ICB-071620

Sample Date/Time: Thursday, July 16, 2020 17:21:22

Sample Type: Sample

Sample Description:

Number of Replicates: 3

Batch ID: SW\_6020A,ICB

Method File: C:\Users\Public\Documents\PerkinElmer Syngistix\ICPMS\Method\epa 6020 ked\2019\ked epa6020 pb only.mth

Dataset File: C:\Users\Public\Documents\PerkinElmer Syngistix\ICPMS\DataSet\071620\ICB-071620.009

### Summary

#### Concentration Results

Analyte Mass		Meas. Intens. Mean	Meas. Intens. RSD	Net Intens. Mean	Conc. Mean	Conc. RSD	Sample Unit
[> L	Kr	84	1343.868	13.650	257.970	-102.403	71.1 ug/L
	Tb	159	642320.465	0.811	642320.465		ug/L
	Pb	208	300.001	5.008	0.000	0.007	12.8 ug/L

### QC Calculated Values

Analyte		MASS	Int Std % Recovery
[> L	Kr	84	
	Tb	159	99.042
	Pb	208	

### QC Out of Limits

Analyte	Mass	Out of Limits Message
---------	------	-----------------------

## Method 200.8 - Summary Report

**Sample ID: CRQL-071620**

Sample Date/Time: Thursday, July 16, 2020 17:22:58

Sample Type: Sample

Sample Description:

Number of Replicates: 3

Batch ID: SW\_6020A,CRQL

Method File: C:\Users\Public\Documents\PerkinElmer Syngistix\ICPMS\Method\epa 6020 ked\2019\ked epa6020 pb only.mth

Dataset File: C:\Users\Public\Documents\PerkinElmer Syngistix\ICPMS\DataSet\071620\CRQL-071620.010

### Summary

#### Concentration Results

Analyte Mass		Meas. Intens. Mean	Meas. Intens. RSD	Net Intens. Mean	Conc. Mean	Conc. RSD	Sample Unit
[> L]	Kr	84	1263.163	7.897	177.264	-70.366	56.3 ug/L
	Tb	159	630718.610	1.878	630718.610		ug/L
	Pb	208	4040.506	4.467	0.006	0.207	6.3 ug/L

### QC Calculated Values

Analyte		MASS	Int Std % Recovery
[> L	Kr	84	
	Tb	159	97.253
	Pb	208	

### QC Out of Limits

Analyte	Mass	Out of Limits Message
---------	------	-----------------------

## Method 200.8 - Summary Report

### Sample ID: ICSA-071620

Sample Date/Time: Thursday, July 16, 2020 17:23:59

Sample Type: Sample

Sample Description:

Number of Replicates: 3

Batch ID: SW\_6020A, ICSA

Method File: C:\Users\Public\Documents\PerkinElmer Syngistix\ICPMS\Method\epa 6020 ked\2019\ked epa6020 pb only.mth

Dataset File: C:\Users\Public\Documents\PerkinElmer Syngistix\ICPMS\DataSet\071620\ICSA-071620.011

### Summary

#### Concentration Results

Analyte	Mass	Meas. Intens.	Mean	Meas. Intens. RSD	Net Intens.	Mean	Conc. Mean	Conc. RSD	Sample Unit
Kr	84		1293.854	9.077		207.955	-82.549	56.5	ug/L
[> Tb	159		657028.018	1.347		657028.018			ug/L
[ Pb	208		223.612	5.379		0.000	0.003	19.7	ug/L

### QC Calculated Values

Analyte		MASS	Int Std % Recovery
[> L	Kr	84	
	Tb	159	101.309
	Pb	208	

### QC Out of Limits

Analyte	Mass	Out of Limits Message
---------	------	-----------------------



## Method 200.8 - Summary Report

### Sample ID: ICSAB-071620

Sample Date/Time: Thursday, July 16, 2020 17:24:44

Sample Type: Sample

Sample Description:

Number of Replicates: 3

Batch ID: SW\_6020A, ICSAB

Method File: C:\Users\Public\Documents\PerkinElmer Syngistix\ICPMS\Method\epa 6020 ked\2019\ked epa6020 pb only.mth

Dataset File: C:\Users\Public\Documents\PerkinElmer Syngistix\ICPMS\DataSet\071620\ICSAB-071620.012

### Summary

#### Concentration Results

Analyte Mass		Meas. Intens. Mean	Meas. Intens. RSD	Net Intens. Mean	Conc. Mean	Conc. RSD	Sample Unit
[> L]	Kr	84	1335.599	2.217	249.701	-99.120	11.9 ug/L
	Tb	159	673846.998	2.888	673846.998		ug/L
	Pb	208	397902.872	1.848	0.590	19.867	1.0 ug/L

### QC Calculated Values

Analyte		MASS	Int Std % Recovery
[> L	Kr	84	
	Tb	159	103.903
	Pb	208	

### QC Out of Limits

Analyte	Mass	Out of Limits Message
---------	------	-----------------------

## Method 200.8 - Summary Report

### Sample ID: MB-52038

Sample Date/Time: Thursday, July 16, 2020 17:26:34

Sample Type: Sample

Sample Description: X10

Number of Replicates: 3

Batch ID: SW\_6020A,MBLK

Method File: C:\Users\Public\Documents\PerkinElmer Syngistix\ICPMS\Method\epa 6020 ked\2019\ked epa6020 pb only.mth

Dataset File: C:\Users\Public\Documents\PerkinElmer Syngistix\ICPMS\DataSet\071620\MB-52038.013

### Summary

#### Concentration Results

Analyte Mass		Meas. Intens. Mean	Meas. Intens. RSD	Net Intens. Mean	Conc. Mean	Conc. RSD	Sample Unit
[> L	Kr	84	1264.967	15.089	179.069	-71.083	106.6 ug/L
	Tb	159	664210.268	0.721	664210.268		ug/L
	Pb	208	663.895	12.272	0.001	0.025	16.5 ug/L

Sample ID: MB-52038

Report Date/Time: Friday, July 17, 2020 10:02:10

Page 1

### QC Calculated Values

Analyte		MASS	Int Std % Recovery
[> L	Kr	84	
	Tb	159	102.417
	Pb	208	

### QC Out of Limits

Analyte	Mass	Out of Limits Message
---------	------	-----------------------

## Method 200.8 - Summary Report

### Sample ID: LCS-52038

Sample Date/Time: Thursday, July 16, 2020 17:27:19

Sample Type: Sample

Sample Description: X10

Number of Replicates: 3

Batch ID: SW\_6020A,LCS

Method File: C:\Users\Public\Documents\PerkinElmer Syngistix\ICPMS\Method\epa 6020 ked\2019\ked epa6020 pb only.mth

Dataset File: C:\Users\Public\Documents\PerkinElmer Syngistix\ICPMS\DataSet\071620\LCS-52038.014

### Summary

#### Concentration Results

Analyte Mass		Meas. Intens. Mean	Meas. Intens. RSD	Net Intens. Mean	Conc. Mean	Conc. RSD	Sample Unit
[> [	Kr	84	1274.411	9.143	188.513	-74.831	61.8 ug/L
	Tb	159	660444.687	1.530	660444.687		ug/L
	Pb	208	404872.779	2.317	0.613	20.620	1.2 ug/L

### QC Calculated Values

Analyte		MASS	Int Std % Recovery
[> L	Kr	84	
	Tb	159	101.836
	Pb	208	

### QC Out of Limits

Analyte	Mass	Out of Limits Message
---------	------	-----------------------

## Method 200.8 - Summary Report

### Sample ID: 2007171-015A

Sample Date/Time: Thursday, July 16, 2020 17:29:19

Sample Type: Sample

Sample Description: X10

Number of Replicates: 3

Batch ID: SW\_6020A,SAMP

Method File: C:\Users\Public\Documents\PerkinElmer Syngistix\ICPMS\Method\epa 6020 ked\2019\ked epa6020 pb only.mth

Dataset File: C:\Users\Public\Documents\PerkinElmer Syngistix\ICPMS\DataSet\071620\2007171-015A.015

### Summary

#### Concentration Results

	Analyte	Mass	Meas. Intens.	Mean	Meas. Intens. RSD	Net Intens. Mean	Conc. Mean	Conc. RSD	Sample Unit
	Kr	84		1013.770	10.048	-72.128	28.632	141.2	ug/L
[>	Tb	159		652577.750	2.120	652577.750			ug/L
[	Pb	208		4375.266	3.192	0.007	0.217	3.5	ug/L

### QC Calculated Values

Analyte		MASS	Int Std % Recovery
[> L	Kr	84	
	Tb	159	100.623
	Pb	208	

### QC Out of Limits

Analyte	Mass	Out of Limits Message
---------	------	-----------------------



## Method 200.8 - Summary Report

### Sample ID: 2007171-015AMS

Sample Date/Time: Thursday, July 16, 2020 17:30:05

Sample Type: Sample

Sample Description: X10

Number of Replicates: 3

Batch ID: SW\_6020A,MS

Method File: C:\Users\Public\Documents\PerkinElmer Syngistix\ICPMS\Method\epa 6020 ked\2019\ked epa6020 pb only.mth

Dataset File: C:\Users\Public\Documents\PerkinElmer Syngistix\ICPMS\DataSet\071620\2007171-015AMS.016

### Summary

#### Concentration Results

	Analyte	Mass	Meas. Intens.	Mean	Meas. Intens. RSD	Net Intens. Mean	Conc. Mean	Conc. RSD	Sample Unit
	Kr	84		1175.894	13.103	89.995	-35.724	171.2	ug/L
[>	Tb	159		670821.526	2.818	670821.526			ug/L
[	Pb	208		404935.547	1.409	0.604	20.312	1.6	ug/L

### QC Calculated Values

Analyte		MASS	Int Std % Recovery
[> L	Kr	84	
	Tb	159	103.436
	Pb	208	

### QC Out of Limits

Analyte	Mass	Out of Limits Message
---------	------	-----------------------

## Method 200.8 - Summary Report

### Sample ID: 2007171-015AMSD

Sample Date/Time: Thursday, July 16, 2020 17:30:50

Sample Type: Sample

Sample Description: X10

Number of Replicates: 3

Batch ID: SW\_6020A,MSD

Method File: C:\Users\Public\Documents\PerkinElmer Syngistix\ICPMS\Method\epa 6020 ked\2019\ked epa6020 pb only.mth

Dataset File: C:\Users\Public\Documents\PerkinElmer Syngistix\ICPMS\DataSet\071620\2007171-015AMSD.017

### Summary

#### Concentration Results

	Analyte Mass	Meas. Intens. Mean	Meas. Intens. RSD	Net Intens. Mean	Conc. Mean	Conc. RSD	Sample Unit
	Kr 84	961.400	9.559	-124.498	49.420	73.8	ug/L
[>	Tb 159	656041.192	2.516	656041.192			ug/L
[	Pb 208	412998.212	1.752	0.629	21.180	1.1	ug/L

### QC Calculated Values

Analyte		MASS	Int Std % Recovery
[> L	Kr	84	
	Tb	159	101.157
	Pb	208	

### QC Out of Limits

Analyte	Mass	Out of Limits Message
---------	------	-----------------------

## Method 200.8 - Summary Report

**Sample ID: CCV-071620-1**

Sample Date/Time: Thursday, July 16, 2020 17:35:34

Sample Type: Sample

Sample Description:

Number of Replicates: 3

Batch ID: SW\_6020A,CCV

Method File: C:\Users\Public\Documents\PerkinElmer Syngistix\ICPMS\Method\epa 6020 ked\2019\ked epa6020 pb only.mth

Dataset File: C:\Users\Public\Documents\PerkinElmer Syngistix\ICPMS\DataSet\071620\CCV-071620-1.022

### Summary

#### Concentration Results

Analyte	Mass	Meas. Intens.	Mean	Meas. Intens. RSD	Net Intens.	Mean	Conc. Mean	Conc. RSD	Sample Unit
Kr	84		1092.409	8.536		6.511	-2.584	1432.2	ug/L
[> Tb	159		646128.604	2.375		646128.604			ug/L
[ Pb	208		941446.464	1.113		1.457	49.036	1.3	ug/L

### QC Calculated Values

Analyte		MASS	Int Std % Recovery
[> L	Kr	84	
	Tb	159	99.629
	Pb	208	

### QC Out of Limits

Analyte	Mass	Out of Limits Message
---------	------	-----------------------

## Method 200.8 - Summary Report

**Sample ID: CCB-071620-1**

Sample Date/Time: Thursday, July 16, 2020 17:45:42

Sample Type: Sample

Sample Description:

Number of Replicates: 3

Batch ID: SW\_6020A,CCB

Method File: C:\Users\Public\Documents\PerkinElmer Syngistix\ICPMS\Method\epa 6020 ked\2019\ked epa6020 pb only.mth

Dataset File: C:\Users\Public\Documents\PerkinElmer Syngistix\ICPMS\DataSet\071620\CCB-071620-1.023

### Summary

#### Concentration Results

Analyte Mass		Meas. Intens. Mean	Meas. Intens. RSD	Net Intens. Mean	Conc. Mean	Conc. RSD	Sample Unit
[> L]	Kr	84	1259.458	6.144	173.559	-68.895	44.6 ug/L
	Tb	159	636009.854	0.843	636009.854		ug/L
	Pb	208	147.223	19.879	0.000	-0.001	161.9 ug/L

### QC Calculated Values

Analyte		MASS	Int Std % Recovery
[> L	Kr	84	
	Tb	159	98.069
	Pb	208	

### QC Out of Limits

Analyte	Mass	Out of Limits Message
---------	------	-----------------------



## Method 200.8 - Summary Report

### Sample ID: MB-51972

Sample Date/Time: Thursday, July 16, 2020 17:47:23

Sample Type: Sample

Sample Description: X10

Number of Replicates: 3

Batch ID: SW\_6020S,MBLK

Method File: C:\Users\Public\Documents\PerkinElmer Syngistix\ICPMS\Method\epa 6020 ked\2019\ked epa6020 pb only.mth

Dataset File: C:\Users\Public\Documents\PerkinElmer Syngistix\ICPMS\DataSet\071620\MB-51972.024

### Summary

#### Concentration Results

	Analyte	Mass	Meas. Intens.	Mean	Meas. Intens. RSD	Net Intens. Mean	Conc. Mean	Conc. RSD	Sample Unit
	Kr	84		1250.719	3.346	164.820	-65.426	25.4	ug/L
[>	Tb	159		663273.713	0.671	663273.713			ug/L
[	Pb	208		331.946	7.355	0.000	0.008	14.5	ug/L

Sample ID: MB-51972

Report Date/Time: Friday, July 17, 2020 10:02:25

Page 1

### QC Calculated Values

Analyte		MASS	Int Std % Recovery
[> L	Kr	84	
	Tb	159	102.273
	Pb	208	

### QC Out of Limits

Analyte	Mass	Out of Limits Message
---------	------	-----------------------

## Method 200.8 - Summary Report

### Sample ID: LCS-51972

Sample Date/Time: Thursday, July 16, 2020 17:48:15

Sample Type: Sample

Sample Description: X10

Number of Replicates: 3

Batch ID: SW\_6020S,LCS

Method File: C:\Users\Public\Documents\PerkinElmer Syngistix\ICPMS\Method\epa 6020 ked\2019\ked epa6020 pb only.mth

Dataset File: C:\Users\Public\Documents\PerkinElmer Syngistix\ICPMS\DataSet\071620\LCS-51972.025

### Summary

#### Concentration Results

Analyte Mass		Meas. Intens. Mean	Meas. Intens. RSD	Net Intens. Mean	Conc. Mean	Conc. RSD	Sample Unit
[> L]	Kr	84	1262.710	7.982	176.812	-70.186	57.0 ug/L
	Tb	159	665492.144	1.614	665492.144		ug/L
	Pb	208	393386.572	1.485	0.591	19.886	1.2 ug/L

### QC Calculated Values

Analyte		MASS	Int Std % Recovery
[> L	Kr	84	
	Tb	159	102.615
	Pb	208	

### QC Out of Limits

Analyte	Mass	Out of Limits Message
---------	------	-----------------------

## Method 200.8 - Summary Report

### Sample ID: 2006454-001A

Sample Date/Time: Thursday, July 16, 2020 17:49:11

Sample Type: Sample

Sample Description: X10

Number of Replicates: 3

Batch ID: SW\_6020S,SAMP

Method File: C:\Users\Public\Documents\PerkinElmer Syngistix\ICPMS\Method\epa 6020 ked\2019\ked epa6020 pb only.mth

Dataset File: C:\Users\Public\Documents\PerkinElmer Syngistix\ICPMS\DataSet\071620\2006454-001A.026

### Summary

#### Concentration Results

	Analyte	Mass	Meas. Intens.	Mean	Meas. Intens. RSD	Net Intens. Mean	Conc. Mean	Conc. RSD	Sample Unit
	Kr	84		1083.670	13.542	-2.228	0.884	6586.9	ug/L
[>	Tb	159		664796.138	2.159	664796.138			ug/L
[	Pb	208		480293.476	1.119	0.722	24.308	1.2	ug/L

### QC Calculated Values

Analyte		MASS	Int Std % Recovery
[> L	Kr	84	
	Tb	159	102.507
	Pb	208	

### QC Out of Limits

Analyte	Mass	Out of Limits Message
---------	------	-----------------------

## Method 200.8 - Summary Report

### Sample ID: 2006454-001AMS

Sample Date/Time: Thursday, July 16, 2020 17:50:04

Sample Type: Sample

Sample Description: X10

Number of Replicates: 3

Batch ID: SW\_6020S,MS

Method File: C:\Users\Public\Documents\PerkinElmer Syngistix\ICPMS\Method\epa 6020 ked\2019\ked epa6020 pb only.mth

Dataset File: C:\Users\Public\Documents\PerkinElmer Syngistix\ICPMS\DataSet\071620\2006454-001AMS.027

### Summary

#### Concentration Results

	Analyte	Mass	Meas. Intens.	Mean	Meas. Intens. RSD	Net Intens. Mean	Conc. Mean	Conc. RSD	Sample Unit
	Kr	84		975.791	2.449	-110.107	43.708	21.7	ug/L
[>	Tb	159		671439.715	2.227	671439.715			ug/L
[	Pb	208		704270.531	1.071	1.049	35.296	1.1	ug/L

### QC Calculated Values

Analyte		MASS	Int Std % Recovery
[> L	Kr	84	
	Tb	159	103.532
	Pb	208	

### QC Out of Limits

Analyte	Mass	Out of Limits Message
---------	------	-----------------------



## Method 200.8 - Summary Report

### Sample ID: 2006454-001AMSD

Sample Date/Time: Thursday, July 16, 2020 17:50:56

Sample Type: Sample

Sample Description: X10

Number of Replicates: 3

Batch ID: SW\_6020S,MSD

Method File: C:\Users\Public\Documents\PerkinElmer Syngistix\ICPMS\Method\epa 6020 ked\2019\ked epa6020 pb only.mth

Dataset File: C:\Users\Public\Documents\PerkinElmer Syngistix\ICPMS\DataSet\071620\2006454-001AMSD.028

### Summary

#### Concentration Results

Analyte Mass		Meas. Intens. Mean	Meas. Intens. RSD	Net Intens. Mean	Conc. Mean	Conc. RSD	Sample Unit	
[> 	Kr	84	1138.446	9.683	52.548	-20.859	209.8	ug/L
	Tb	159	673026.918	2.174	673026.918			ug/L
	Pb	208	853967.380	0.679	1.269	42.708	2.7	ug/L

### QC Calculated Values

Analyte		MASS	Int Std % Recovery
[> L	Kr	84	
	Tb	159	103.776
	Pb	208	

### QC Out of Limits

Analyte	Mass	Out of Limits Message
---------	------	-----------------------

## Method 200.8 - Summary Report

### Sample ID: 2006454-001ASD

Sample Date/Time: Thursday, July 16, 2020 17:55:34

Sample Type: Sample

Sample Description: X50

Number of Replicates: 3

Batch ID: SW\_6020S,SD

Method File: C:\Users\Public\Documents\PerkinElmer Syngistix\ICPMS\Method\epa 6020 ked\2019\ked epa6020 pb only.mth

Dataset File: C:\Users\Public\Documents\PerkinElmer Syngistix\ICPMS\DataSet\071620\2006454-001ASD.029

### Summary

#### Concentration Results

Analyte Mass		Meas. Intens. Mean	Meas. Intens. RSD	Net Intens. Mean	Conc. Mean	Conc. RSD	Sample Unit
[> L]	Kr	84	1404.211	6.956	318.313	-126.356	30.7 ug/L
	Tb	159	658077.859	0.847	658077.859		ug/L
	Pb	208	96073.434	0.581	0.146	4.904	0.7 ug/L

### QC Calculated Values

Analyte		MASS	Int Std % Recovery
[> L	Kr	84	
	Tb	159	101.471
	Pb	208	

### QC Out of Limits

Analyte	Mass	Out of Limits Message
---------	------	-----------------------

## Method 200.8 - Summary Report

**Sample ID: CCV-071620-2**

Sample Date/Time: Thursday, July 16, 2020 18:04:31

Sample Type: Sample

Sample Description:

Number of Replicates: 3

Batch ID: SW\_6020A,CCV

Method File: C:\Users\Public\Documents\PerkinElmer Syngistix\ICPMS\Method\epa 6020 ked\2019\ked epa6020 pb only.mth

Dataset File: C:\Users\Public\Documents\PerkinElmer Syngistix\ICPMS\DataSet\071620\CCV-071620-2.039

### Summary

#### Concentration Results

	Analyte	Mass	Meas. Intens.	Mean	Meas. Intens. RSD	Net Intens. Mean	Conc. Mean	Conc. RSD	Sample Unit
	Kr	84		1209.106	12.556	123.208	-48.908	123.2	ug/L
[>	Tb	159		670079.423	3.477	670079.423			ug/L
[	Pb	208		962353.434	1.216	1.437	48.350	2.4	ug/L

Sample ID: CCV-071620-2

Report Date/Time: Friday, July 17, 2020 10:02:45

Page 1

### QC Calculated Values

Analyte		MASS	Int Std % Recovery
[> L	Kr	84	
	Tb	159	103.322
	Pb	208	

### QC Out of Limits

Analyte	Mass	Out of Limits Message
---------	------	-----------------------

## Method 200.8 - Summary Report

**Sample ID: CCB-071620-2**

Sample Date/Time: Thursday, July 16, 2020 18:06:20

Sample Type: Sample

Sample Description:

Number of Replicates: 3

Batch ID: SW\_6020A,CCB

Method File: C:\Users\Public\Documents\PerkinElmer Syngistix\ICPMS\Method\epa 6020 ked\2019\ked epa6020 pb only.mth

Dataset File: C:\Users\Public\Documents\PerkinElmer Syngistix\ICPMS\DataSet\071620\CCB-071620-2.040

### Summary

#### Concentration Results

Analyte Mass		Meas. Intens. Mean	Meas. Intens. RSD	Net Intens. Mean	Conc. Mean	Conc. RSD	Sample Unit
[> L]	Kr	84	1327.501	8.655	241.603	-95.906	47.6 ug/L
	Tb	159	661534.862	2.541	661534.862		ug/L
	Pb	208	261.112	8.789	0.000	0.005	22.9 ug/L

Sample ID: CCB-071620-2

Report Date/Time: Friday, July 17, 2020 10:02:47

Page 1

### QC Calculated Values

Analyte		MASS	Int Std % Recovery
[> L	Kr	84	
	Tb	159	102.004
	Pb	208	

### QC Out of Limits

Analyte	Mass	Out of Limits Message
---------	------	-----------------------



## Method 200.8 - Summary Report

### Sample ID: CCV-071620-3

Sample Date/Time: Thursday, July 16, 2020 18:18:38

Sample Type: Sample

Sample Description:

Number of Replicates: 3

Batch ID: SW\_6020A,CCV

Method File: C:\Users\Public\Documents\PerkinElmer Syngistix\ICPMS\Method\epa 6020 ked\2019\ked epa6020 pb only.mth

Dataset File: C:\Users\Public\Documents\PerkinElmer Syngistix\ICPMS\DataSet\071620\CCV-071620-3.051

### Summary

#### Concentration Results

Analyte	Mass	Meas. Intens.	Mean	Meas. Intens. RSD	Net Intens. Mean	Conc. Mean	Conc. RSD	Sample Unit
Kr	84		1024.422	2.335	-61.476	24.403	38.9	ug/L
[> Tb	159		672079.335	3.962	672079.335			ug/L
[ Pb	208		951072.665	2.524	1.416	47.634	1.6	ug/L

### QC Calculated Values

Analyte		MASS	Int Std % Recovery
[> L	Kr	84	
	Tb	159	103.630
	Pb	208	

### QC Out of Limits

Analyte	Mass	Out of Limits Message
---------	------	-----------------------

## Method 200.8 - Summary Report

### Sample ID: CCB-071620-3

Sample Date/Time: Thursday, July 16, 2020 18:19:33

Sample Type: Sample

Sample Description:

Number of Replicates: 3

Batch ID: SW\_6020A,CCB

Method File: C:\Users\Public\Documents\PerkinElmer Syngistix\ICPMS\Method\epa 6020 ked\2019\ked epa6020 pb only.mth

Dataset File: C:\Users\Public\Documents\PerkinElmer Syngistix\ICPMS\DataSet\071620\CCB-071620-3.052

### Summary

#### Concentration Results

Analyte Mass		Meas. Intens. Mean	Meas. Intens. RSD	Net Intens. Mean	Conc. Mean	Conc. RSD	Sample Unit
[> L]	Kr	84	1337.398	3.957	251.499	-99.834	21.0 ug/L
	Tb	159	671955.909	1.797	671955.909		ug/L
	Pb	208	730.563	7.910	0.001	0.028	11.0 ug/L

### QC Calculated Values

Analyte		MASS	Int Std % Recovery
[> L	Kr	84	
	Tb	159	103.611
	Pb	208	

### QC Out of Limits

Analyte	Mass	Out of Limits Message
---------	------	-----------------------

## Method 200.8 - Summary Report

### Sample ID: MB-52061

Sample Date/Time: Thursday, July 16, 2020 18:28:56

Sample Type: Sample

Sample Description: X10

Number of Replicates: 3

Batch ID: SW\_6020S,MBLK

Method File: C:\Users\Public\Documents\PerkinElmer Syngistix\ICPMS\Method\epa 6020 ked\2019\ked epa6020 pb only.mth

Dataset File: C:\Users\Public\Documents\PerkinElmer Syngistix\ICPMS\DataSet\071620\MB-52061.053

### Summary

#### Concentration Results

Analyte	Mass	Meas. Intens.	Mean	Meas. Intens. RSD	Net Intens. Mean	Conc. Mean	Conc. RSD	Sample Unit
Kr	84		1516.950	3.787	431.051	-171.108	13.3	ug/L
[> Tb	159		675898.959	2.349	675898.959			ug/L
[ Pb	208		433.336	6.305	0.000	0.013	11.7	ug/L

### QC Calculated Values

Analyte		MASS	Int Std % Recovery
[> L	Kr	84	
	Tb	159	104.219
	Pb	208	

### QC Out of Limits

Analyte	Mass	Out of Limits Message
---------	------	-----------------------

## Method 200.8 - Summary Report

### Sample ID: LCS-52061

Sample Date/Time: Thursday, July 16, 2020 18:29:48

Sample Type: Sample

Sample Description: X10

Number of Replicates: 3

Batch ID: SW\_6020S,LCS

Method File: C:\Users\Public\Documents\PerkinElmer Syngistix\ICPMS\Method\epa 6020 ked\2019\ked epa6020 pb only.mth

Dataset File: C:\Users\Public\Documents\PerkinElmer Syngistix\ICPMS\DataSet\071620\LCS-52061.054

### Summary

#### Concentration Results

Analyte	Mass	Meas. Intens.	Mean	Meas. Intens. RSD	Net Intens. Mean	Conc. Mean	Conc. RSD	Sample Unit
Kr	84		1277.563	9.280	191.665	-76.083	61.9	ug/L
[> Tb	159		684762.245	1.236	684762.245			ug/L
[ Pb	208		418318.026	1.911	0.611	20.549	0.9	ug/L

### QC Calculated Values

Analyte		MASS	Int Std % Recovery
[> L	Kr	84	
	Tb	159	105.586
	Pb	208	

### QC Out of Limits

Analyte	Mass	Out of Limits Message
---------	------	-----------------------



## Method 200.8 - Summary Report

### Sample ID: 2006454-022A

Sample Date/Time: Thursday, July 16, 2020 18:30:51

Sample Type: Sample

Sample Description: X10

Number of Replicates: 3

Batch ID: SW\_6020S,SAMP

Method File: C:\Users\Public\Documents\PerkinElmer Syngistix\ICPMS\Method\epa 6020 ked\2019\ked epa6020 pb only.mth

Dataset File: C:\Users\Public\Documents\PerkinElmer Syngistix\ICPMS\DataSet\071620\2006454-022A.055

### Summary

#### Concentration Results

Analyte Mass		Meas. Intens. Mean	Meas. Intens. RSD	Net Intens. Mean	Conc. Mean	Conc. RSD	Sample Unit
[> L]	Kr	84	1221.952	4.586	136.054	-54.007	41.2 ug/L
	Tb	159	670089.144	1.301	670089.144		ug/L
	Pb	208	192655.637	0.911	0.287	9.667	0.4 ug/L

### QC Calculated Values

Analyte		MASS	Int Std % Recovery
[> L	Kr	84	
	Tb	159	103.323
	Pb	208	

### QC Out of Limits

Analyte	Mass	Out of Limits Message
---------	------	-----------------------

## Method 200.8 - Summary Report

### Sample ID: 2006454-022AMS

Sample Date/Time: Thursday, July 16, 2020 18:31:43

Sample Type: Sample

Sample Description: X10

Number of Replicates: 3

Batch ID: SW\_6020S,MS

Method File: C:\Users\Public\Documents\PerkinElmer Syngistix\ICPMS\Method\epa 6020 ked\2019\ked epa6020 pb only.mth

Dataset File: C:\Users\Public\Documents\PerkinElmer Syngistix\ICPMS\DataSet\071620\2006454-022AMS.056

### Summary

#### Concentration Results

	Analyte	Mass	Meas. Intens.	Mean	Meas. Intens. RSD	Net Intens. Mean	Conc. Mean	Conc. RSD	Sample Unit
	Kr	84		1152.315	18.219	66.417	-26.365	316.1	ug/L
[>	Tb	159		689765.484	2.378	689765.484			ug/L
[	Pb	208		592661.589	2.714	0.859	28.905	0.3	ug/L

### QC Calculated Values

Analyte		MASS	Int Std % Recovery
[> L	Kr	84	
	Tb	159	106.357
	Pb	208	

### QC Out of Limits

Analyte	Mass	Out of Limits Message
---------	------	-----------------------

## Method 200.8 - Summary Report

### Sample ID: 2006454-022AMSD

Sample Date/Time: Thursday, July 16, 2020 18:32:34

Sample Type: Sample

Sample Description: X10

Number of Replicates: 3

Batch ID: SW\_6020S,MSD

Method File: C:\Users\Public\Documents\PerkinElmer Syngistix\ICPMS\Method\epa 6020 ked\2019\ked epa6020 pb only.mth

Dataset File: C:\Users\Public\Documents\PerkinElmer Syngistix\ICPMS\DataSet\071620\2006454-022AMSD.057

### Summary

#### Concentration Results

	Analyte	Mass	Meas. Intens.	Mean	Meas. Intens. RSD	Net Intens. Mean	Conc. Mean	Conc. RSD	Sample Unit
	Kr	84		964.683	6.744	-121.215	48.117	53.7	ug/L
[>	Tb	159		689753.481	1.627	689753.481			ug/L
[	Pb	208		589828.630	1.161	0.855	28.772	1.1	ug/L

### QC Calculated Values

Analyte		MASS	Int Std % Recovery
[> L	Kr	84	
	Tb	159	106.356
	Pb	208	

### QC Out of Limits

Analyte	Mass	Out of Limits Message
---------	------	-----------------------

## Method 200.8 - Summary Report

### Sample ID: 2006479-001A

Sample Date/Time: Thursday, July 16, 2020 18:39:03

Sample Type: Sample

Sample Description: X10

Number of Replicates: 3

Batch ID: SW\_6020S,SAMP

Method File: C:\Users\Public\Documents\PerkinElmer Syngistix\ICPMS\Method\epa 6020 ked\2019\ked epa6020 pb only.mth

Dataset File: C:\Users\Public\Documents\PerkinElmer Syngistix\ICPMS\DataSet\071620\2006479-001A.064

### Summary

#### Concentration Results

Analyte	Mass	Meas. Intens.	Mean	Meas. Intens. RSD	Net Intens. Mean	Conc. Mean	Conc. RSD	Sample Unit
Kr	84		435.128	40.111	-650.770	258.327	26.8	ug/L
[> Tb	159		684633.247	1.448	684633.247			ug/L
[ Pb	208		286216.712	0.482	0.418	14.062	1.1	ug/L

### QC Calculated Values

Analyte		MASS	Int Std % Recovery
[> L	Kr	84	
	Tb	159	105.566
	Pb	208	

### QC Out of Limits

Analyte	Mass	Out of Limits Message
---------	------	-----------------------



## Method 200.8 - Summary Report

### Sample ID: 2006479-002A

Sample Date/Time: Thursday, July 16, 2020 18:39:55

Sample Type: Sample

Sample Description: X10

Number of Replicates: 3

Batch ID: SW\_6020S,SAMP

Method File: C:\Users\Public\Documents\PerkinElmer Syngistix\ICPMS\Method\epa 6020 ked\2019\ked epa6020 pb only.mth

Dataset File: C:\Users\Public\Documents\PerkinElmer Syngistix\ICPMS\DataSet\071620\2006479-002A.065

### Summary

#### Concentration Results

Analyte Mass		Meas. Intens. Mean	Meas. Intens. RSD	Net Intens. Mean	Conc. Mean	Conc. RSD	Sample Unit
[> L	Kr	84	981.996	24.731	-103.902	41.244	233.7 ug/L
	Tb	159	688904.337	2.609	688904.337		ug/L
	Pb	208	360263.734	1.750	0.523	17.593	1.1 ug/L

### QC Calculated Values

Analyte		MASS	Int Std % Recovery
[> L	Kr	84	
	Tb	159	106.225
	Pb	208	

### QC Out of Limits

Analyte	Mass	Out of Limits Message
---------	------	-----------------------

## Method 200.8 - Summary Report

### Sample ID: 2006479-003A

Sample Date/Time: Thursday, July 16, 2020 18:40:47

Sample Type: Sample

Sample Description: X10

Number of Replicates: 3

Batch ID: SW\_6020S,SAMP

Method File: C:\Users\Public\Documents\PerkinElmer Syngistix\ICPMS\Method\epa 6020 ked\2019\ked epa6020 pb only.mth

Dataset File: C:\Users\Public\Documents\PerkinElmer Syngistix\ICPMS\DataSet\071620\2006479-003A.066

### Summary

#### Concentration Results

	Analyte	Mass	Meas. Intens. Mean	Meas. Intens. RSD	Net Intens. Mean	Conc. Mean	Conc. RSD	Sample Unit
[> 	Kr	84	1416.844	4.819	330.946	-131.371	20.6	ug/L
	Tb	159	695492.162	1.836	695492.162			ug/L
	Pb	208	240692.312	0.992	0.346	11.640	1.9	ug/L

### QC Calculated Values

Analyte		MASS	Int Std % Recovery
[> L	Kr	84	
	Tb	159	107.240
	Pb	208	

### QC Out of Limits

Analyte	Mass	Out of Limits Message
---------	------	-----------------------

## Method 200.8 - Summary Report

**Sample ID: CCV-071620-4**

Sample Date/Time: Thursday, July 16, 2020 18:42:26

Sample Type: Sample

Sample Description:

Number of Replicates: 3

Batch ID: SW\_6020A,CCV

Method File: C:\Users\Public\Documents\PerkinElmer Syngistix\ICPMS\Method\epa 6020 ked\2019\ked epa6020 pb only.mth

Dataset File: C:\Users\Public\Documents\PerkinElmer Syngistix\ICPMS\DataSet\071620\CCV-071620-4.067

### Summary

#### Concentration Results

Analyte	Mass	Meas. Intens.	Mean	Meas. Intens. RSD	Net Intens. Mean	Conc. Mean	Conc. RSD	Sample Unit
Kr	84		1301.381	5.786	215.483	-85.537	34.9	ug/L
[> Tb	159		674650.095	2.596	674650.095			ug/L
[ Pb	208		946609.631	0.819	1.403	47.226	1.9	ug/L

### QC Calculated Values

Analyte		MASS	Int Std % Recovery
[> L	Kr	84	
	Tb	159	104.027
	Pb	208	

### QC Out of Limits

Analyte	Mass	Out of Limits Message
---------	------	-----------------------

## Method 200.8 - Summary Report

**Sample ID: CCB-071620-4**

Sample Date/Time: Thursday, July 16, 2020 18:44:09

Sample Type: Sample

Sample Description:

Number of Replicates: 3

Batch ID: SW\_6020A,CCB

Method File: C:\Users\Public\Documents\PerkinElmer Syngistix\ICPMS\Method\epa 6020 ked\2019\ked epa6020 pb only.mth

Dataset File: C:\Users\Public\Documents\PerkinElmer Syngistix\ICPMS\DataSet\071620\CCB-071620-4.068

### Summary

#### Concentration Results

Analyte	Mass	Meas. Intens.	Mean	Meas. Intens. RSD	Net Intens. Mean	Conc. Mean	Conc. RSD	Sample Unit
Kr	84		1396.957	13.599	311.059	-123.477	61.1	ug/L
[> Tb	159		657377.238	1.481	657377.238			ug/L
[ Pb	208		983.347	2.936	0.001	0.042	3.5	ug/L

Sample ID: CCB-071620-4

Report Date/Time: Friday, July 17, 2020 10:03:25

Page 1

### QC Calculated Values

Analyte		MASS	Int Std % Recovery
[> L	Kr	84	
	Tb	159	101.363
	Pb	208	

### QC Out of Limits

Analyte	Mass	Out of Limits Message
---------	------	-----------------------



## Method 200.8 - Summary Report

### Sample ID: 2006479-004A

Sample Date/Time: Thursday, July 16, 2020 18:46:47

Sample Type: Sample

Sample Description: X10

Number of Replicates: 3

Batch ID: SW\_6020S,SAMP

Method File: C:\Users\Public\Documents\PerkinElmer Syngistix\ICPMS\Method\epa 6020 ked\2019\ked epa6020 pb only.mth

Dataset File: C:\Users\Public\Documents\PerkinElmer Syngistix\ICPMS\DataSet\071620\2006479-004A.069

### Summary

#### Concentration Results

Analyte	Mass	Meas. Intens.	Mean	Meas. Intens. RSD	Net Intens. Mean	Conc. Mean	Conc. RSD	Sample Unit
Kr	84		1199.929	14.841	114.031	-45.265	156.2	ug/L
[> Tb	159		680143.038	1.915	680143.038			ug/L
[ Pb	208		252684.912	1.382	0.371	12.496	1.5	ug/L

### QC Calculated Values

Analyte		MASS	Int Std % Recovery
[> L	Kr	84	
	Tb	159	104.874
	Pb	208	

### QC Out of Limits

Analyte	Mass	Out of Limits Message
---------	------	-----------------------

## Method 200.8 - Summary Report

### Sample ID: 2006479-005A

Sample Date/Time: Thursday, July 16, 2020 18:47:39

Sample Type: Sample

Sample Description: X10

Number of Replicates: 3

Batch ID: SW\_6020S,SAMP

Method File: C:\Users\Public\Documents\PerkinElmer Syngistix\ICPMS\Method\epa 6020 ked\2019\ked epa6020 pb only.mth

Dataset File: C:\Users\Public\Documents\PerkinElmer Syngistix\ICPMS\DataSet\071620\2006479-005A.070

### Summary

#### Concentration Results

Analyte Mass		Meas. Intens. Mean	Meas. Intens. RSD	Net Intens. Mean	Conc. Mean	Conc. RSD	Sample Unit
[> L]	Kr	84	1266.062	9.516	180.164	-71.517	66.9 ug/L
	Tb	159	687401.966	0.922	687401.966		ug/L
	Pb	208	321150.250	0.488	0.467	15.715	1.0 ug/L

### QC Calculated Values

Analyte		MASS	Int Std % Recovery
[> L	Kr	84	
	Tb	159	105.993
	Pb	208	

### QC Out of Limits

Analyte	Mass	Out of Limits Message
---------	------	-----------------------

## Method 200.8 - Summary Report

### Sample ID: 2006479-006A

Sample Date/Time: Thursday, July 16, 2020 18:48:31

Sample Type: Sample

Sample Description: X10

Number of Replicates: 3

Batch ID: SW\_6020S,SAMP

Method File: C:\Users\Public\Documents\PerkinElmer Syngistix\ICPMS\Method\epa 6020 ked\2019\ked epa6020 pb only.mth

Dataset File: C:\Users\Public\Documents\PerkinElmer Syngistix\ICPMS\DataSet\071620\2006479-006A.071

### Summary

#### Concentration Results

Analyte Mass		Meas. Intens. Mean	Meas. Intens. RSD	Net Intens. Mean	Conc. Mean	Conc. RSD	Sample Unit	
[> 	Kr	84	1217.782	7.473	131.884	-52.352	69.0	ug/L
	Tb	159	685523.699	1.161	685523.699			ug/L
	Pb	208	1219421.580	1.601	1.779	59.852	0.4	ug/L

### QC Calculated Values

Analyte		MASS	Int Std % Recovery
[> L	Kr	84	
	Tb	159	105.703
	Pb	208	

### QC Out of Limits

Analyte	Mass	Out of Limits Message
---------	------	-----------------------

## Method 200.8 - Summary Report

### Sample ID: 2006479-007A

Sample Date/Time: Thursday, July 16, 2020 18:49:22

Sample Type: Sample

Sample Description: X10

Number of Replicates: 3

Batch ID: SW\_6020S,SAMP

Method File: C:\Users\Public\Documents\PerkinElmer Syngistix\ICPMS\Method\epa 6020 ked\2019\ked epa6020 pb only.mth

Dataset File: C:\Users\Public\Documents\PerkinElmer Syngistix\ICPMS\DataSet\071620\2006479-007A.072

### Summary

#### Concentration Results

Analyte Mass		Meas. Intens. Mean	Meas. Intens. RSD	Net Intens. Mean	Conc. Mean	Conc. RSD	Sample Unit
[> L]	Kr	84	785.535	20.380	-300.364	119.231	53.3 ug/L
	Tb	159	669622.427	0.730	669622.427		ug/L
	Pb	208	167448.954	1.265	0.250	8.407	1.0 ug/L

### QC Calculated Values

Analyte		MASS	Int Std % Recovery
[> L	Kr	84	
	Tb	159	103.251
	Pb	208	

### QC Out of Limits

Analyte	Mass	Out of Limits Message
---------	------	-----------------------



## Method 200.8 - Summary Report

**Sample ID: CCV-071620-5**

Sample Date/Time: Thursday, July 16, 2020 18:59:22

Sample Type: Sample

Sample Description:

Number of Replicates: 3

Batch ID: SW\_6020A,CCV

Method File: C:\Users\Public\Documents\PerkinElmer Syngistix\ICPMS\Method\epa 6020 ked\2019\ked epa6020 pb only.mth

Dataset File: C:\Users\Public\Documents\PerkinElmer Syngistix\ICPMS\DataSet\071620\CCV-071620-5.079

### Summary

#### Concentration Results

Analyte	Mass	Meas. Intens.	Mean	Meas. Intens. RSD	Net Intens.	Mean	Conc. Mean	Conc. RSD	Sample Unit
Kr	84		1052.325	4.971		-33.573	13.327	155.8	ug/L
[> Tb	159		673307.093	2.021		673307.093			ug/L
[ Pb	208		928128.264	1.975		1.378	46.381	0.5	ug/L

### QC Calculated Values

Analyte		MASS	Int Std % Recovery
[> L	Kr	84	
	Tb	159	103.820
	Pb	208	

### QC Out of Limits

Analyte	Mass	Out of Limits Message
---------	------	-----------------------

## Method 200.8 - Summary Report

**Sample ID: CCB-071620-5**

Sample Date/Time: Thursday, July 16, 2020 19:03:16

Sample Type: Sample

Sample Description:

Number of Replicates: 3

Batch ID: SW\_6020A,CCB

Method File: C:\Users\Public\Documents\PerkinElmer Syngistix\ICPMS\Method\epa 6020 ked\2019\ked epa6020 pb only.mth

Dataset File: C:\Users\Public\Documents\PerkinElmer Syngistix\ICPMS\DataSet\071620\CCB-071620-5.080

### Summary

#### Concentration Results

Analyte Mass		Meas. Intens. Mean	Meas. Intens. RSD	Net Intens. Mean	Conc. Mean	Conc. RSD	Sample Unit
[> L]	Kr	84	1406.129	6.824	320.230	-127.117	30.0 ug/L
	Tb	159	658769.724	3.723	658769.724		ug/L
	Pb	208	522.226	6.879	0.001	0.018	11.6 ug/L

### QC Calculated Values

Analyte		MASS	Int Std % Recovery
[> L	Kr	84	
	Tb	159	101.578
	Pb	208	

### QC Out of Limits

Analyte	Mass	Out of Limits Message
---------	------	-----------------------

## Method 200.8 - Summary Report

### Sample ID: MB-52066

Sample Date/Time: Thursday, July 16, 2020 19:05:04

Sample Type: Sample

Sample Description: X10

Number of Replicates: 3

Batch ID: SW\_6020S,MBLK

Method File: C:\Users\Public\Documents\PerkinElmer Syngistix\ICPMS\Method\epa 6020 ked\2019\ked epa6020 pb only.mth

Dataset File: C:\Users\Public\Documents\PerkinElmer Syngistix\ICPMS\DataSet\071620\MB-52066.081

### Summary

#### Concentration Results

Analyte	Mass	Meas. Intens.	Mean	Meas. Intens. RSD	Net Intens. Mean	Conc. Mean	Conc. RSD	Sample Unit
Kr	84		1455.159	5.536	369.261	-146.580	21.8	ug/L
[> Tb	159		685419.435	1.806	685419.435			ug/L
[ Pb	208		359.724	2.411	0.000	0.009	1.5	ug/L

Sample ID: MB-52066

Report Date/Time: Friday, July 17, 2020 10:03:43

Page 1

### QC Calculated Values

Analyte		MASS	Int Std % Recovery
[> L	Kr	84	
	Tb	159	105.687
	Pb	208	

### QC Out of Limits

Analyte	Mass	Out of Limits Message
---------	------	-----------------------

## Method 200.8 - Summary Report

### Sample ID: LCS-52066

Sample Date/Time: Thursday, July 16, 2020 19:05:57

Sample Type: Sample

Sample Description: X10

Number of Replicates: 3

Batch ID: SW\_6020S,LCS

Method File: C:\Users\Public\Documents\PerkinElmer Syngistix\ICPMS\Method\epa 6020 ked\2019\ked epa6020 pb only.mth

Dataset File: C:\Users\Public\Documents\PerkinElmer Syngistix\ICPMS\DataSet\071620\LCS-52066.082

### Summary

#### Concentration Results

	Analyte	Mass	Meas. Intens.	Mean	Meas. Intens. RSD	Net Intens. Mean	Conc. Mean	Conc. RSD	Sample Unit
	Kr	84		1351.283	6.976	265.385	-105.346	35.5	ug/L
[>	Tb	159		702482.427	2.797	702482.427			ug/L
[	Pb	208		417943.665	1.070	0.595	20.020	1.7	ug/L

### QC Calculated Values

Analyte		MASS	Int Std % Recovery
[> L	Kr	84	
	Tb	159	108.318
	Pb	208	

### QC Out of Limits

Analyte	Mass	Out of Limits Message
---------	------	-----------------------



## Method 200.8 - Summary Report

### Sample ID: 2006518-001A

Sample Date/Time: Thursday, July 16, 2020 19:07:39

Sample Type: Sample

Sample Description: X10

Number of Replicates: 3

Batch ID: SW\_6020S,SAMP

Method File: C:\Users\Public\Documents\PerkinElmer Syngistix\ICPMS\Method\epa 6020 ked\2019\ked epa6020 pb only.mth

Dataset File: C:\Users\Public\Documents\PerkinElmer Syngistix\ICPMS\DataSet\071620\2006518-001A.083

### Summary

#### Concentration Results

	Analyte Mass	Meas. Intens. Mean	Meas. Intens. RSD	Net Intens. Mean	Conc. Mean	Conc. RSD	Sample Unit
	Kr 84	753.871	19.936	-332.027	131.800	45.3	ug/L
[>	Tb 159	665543.649	0.569	665543.649			ug/L
[	Pb 208	145556.694	1.570	0.219	7.351	1.4	ug/L

### QC Calculated Values

Analyte		MASS	Int Std % Recovery
[> L	Kr	84	
	Tb	159	102.623
	Pb	208	

### QC Out of Limits

Analyte	Mass	Out of Limits Message
---------	------	-----------------------

## Method 200.8 - Summary Report

### Sample ID: 2006518-001AMS

Sample Date/Time: Thursday, July 16, 2020 19:08:31

Sample Type: Sample

Sample Description: X10

Number of Replicates: 3

Batch ID: SW\_6020S,MS

Method File: C:\Users\Public\Documents\PerkinElmer Syngistix\ICPMS\Method\epa 6020 ked\2019\ked epa6020 pb only.mth

Dataset File: C:\Users\Public\Documents\PerkinElmer Syngistix\ICPMS\DataSet\071620\2006518-001AMS.084

### Summary

#### Concentration Results

	Analyte Mass	Meas. Intens. Mean	Meas. Intens. RSD	Net Intens. Mean	Conc. Mean	Conc. RSD	Sample Unit
	Kr 84	493.001	10.924	-592.898	235.354	9.1	ug/L
[>	Tb 159	660458.931	0.763	660458.931			ug/L
[	Pb 208	603811.473	0.463	0.914	30.760	1.1	ug/L

### QC Calculated Values

Analyte		MASS	Int Std % Recovery
[> L	Kr	84	
	Tb	159	101.838
	Pb	208	

### QC Out of Limits

Analyte	Mass	Out of Limits Message
---------	------	-----------------------

## Method 200.8 - Summary Report

### Sample ID: 2006518-001AMSD

Sample Date/Time: Thursday, July 16, 2020 19:09:23

Sample Type: Sample

Sample Description: X10

Number of Replicates: 3

Batch ID: SW\_6020S,MSD

Method File: C:\Users\Public\Documents\PerkinElmer Syngistix\ICPMS\Method\epa 6020 ked\2019\ked epa6020 pb only.mth

Dataset File: C:\Users\Public\Documents\PerkinElmer Syngistix\ICPMS\DataSet\071620\2006518-001AMSD.085

### Summary

#### Concentration Results

Analyte Mass		Meas. Intens. Mean	Meas. Intens. RSD	Net Intens. Mean	Conc. Mean	Conc. RSD	Sample Unit
[> L]	Kr	84	442.415	28.922	-643.484	255.435	19.9 ug/L
	Tb	159	662706.822	0.810	662706.822		ug/L
	Pb	208	540160.427	1.312	0.815	27.423	1.8 ug/L

### QC Calculated Values

Analyte		MASS	Int Std % Recovery
[> L	Kr	84	
	Tb	159	102.185
	Pb	208	

### QC Out of Limits

Analyte	Mass	Out of Limits Message
---------	------	-----------------------

## Method 200.8 - Summary Report

### Sample ID: 2006518-001APDS

Sample Date/Time: Thursday, July 16, 2020 19:11:52

Sample Type: Sample

Sample Description: X10

Number of Replicates: 3

Batch ID: SW\_6020S,PDS

Method File: C:\Users\Public\Documents\PerkinElmer Syngistix\ICPMS\Method\epa 6020 ked\2019\ked epa6020 pb only.mth

Dataset File: C:\Users\Public\Documents\PerkinElmer Syngistix\ICPMS\DataSet\071620\2006518-001APDS.086

### Summary

#### Concentration Results

Analyte Mass		Meas. Intens. Mean	Meas. Intens. RSD	Net Intens. Mean	Conc. Mean	Conc. RSD	Sample Unit
[> L]	Kr	84	923.181	10.023	-162.717	64.592	56.9 ug/L
	Tb	159	657407.566	0.720	657407.566		ug/L
	Pb	208	509520.810	0.494	0.775	26.075	1.2 ug/L

### QC Calculated Values

Analyte		MASS	Int Std % Recovery
[> L	Kr	84	
	Tb	159	101.368
	Pb	208	

### QC Out of Limits

Analyte	Mass	Out of Limits Message
---------	------	-----------------------



## Method 200.8 - Summary Report

**Sample ID: CCV-071620-6**

Sample Date/Time: Thursday, July 16, 2020 19:22:20

Sample Type: Sample

Sample Description:

Number of Replicates: 3

Batch ID: SW\_6020A,CCV

Method File: C:\Users\Public\Documents\PerkinElmer Syngistix\ICPMS\Method\epa 6020 ked\2019\ked epa6020 pb only.mth

Dataset File: C:\Users\Public\Documents\PerkinElmer Syngistix\ICPMS\DataSet\071620\CCV-071620-6.096

### Summary

#### Concentration Results

Analyte Mass		Meas. Intens. Mean	Meas. Intens. RSD	Net Intens. Mean	Conc. Mean	Conc. RSD	Sample Unit
[> L]	Kr	84	1405.192	4.731	319.294	-126.746	20.8 ug/L
	Tb	159	647977.617	2.016	647977.617		ug/L
	Pb	208	919850.999	1.702	1.419	47.766	0.4 ug/L

### QC Calculated Values

Analyte		MASS	Int Std % Recovery
[> L	Kr	84	
	Tb	159	99.914
	Pb	208	

### QC Out of Limits

Analyte	Mass	Out of Limits Message
---------	------	-----------------------

## Method 200.8 - Summary Report

**Sample ID: CCB-071620-6**

Sample Date/Time: Thursday, July 16, 2020 19:23:41

Sample Type: Sample

Sample Description:

Number of Replicates: 3

Batch ID: SW\_6020A,CCB

Method File: C:\Users\Public\Documents\PerkinElmer Syngistix\ICPMS\Method\epa 6020 ked\2019\ked epa6020 pb only.mth

Dataset File: C:\Users\Public\Documents\PerkinElmer Syngistix\ICPMS\DataSet\071620\CCB-071620-6.097

### Summary

#### Concentration Results

Analyte	Mass	Meas. Intens.	Mean	Meas. Intens. RSD	Net Intens. Mean	Conc. Mean	Conc. RSD	Sample Unit
Kr	84		1406.924	3.691	321.026	-127.433	16.2	ug/L
[> Tb	159		644933.141	3.624	644933.141			ug/L
[ Pb	208		966.679	9.763	0.001	0.042	14.3	ug/L

### QC Calculated Values

Analyte		MASS	Int Std % Recovery
[> L	Kr	84	
	Tb	159	99.445
	Pb	208	

### QC Out of Limits

Analyte	Mass	Out of Limits Message
---------	------	-----------------------

## Method 200.8 - Summary Report

**Sample ID: CCV-071620-7**

Sample Date/Time: Thursday, July 16, 2020 19:35:58

Sample Type: Sample

Sample Description:

Number of Replicates: 3

Batch ID: SW\_6020A,CCV

Method File: C:\Users\Public\Documents\PerkinElmer Syngistix\ICPMS\Method\epa 6020 ked\2019\ked epa6020 pb only.mth

Dataset File: C:\Users\Public\Documents\PerkinElmer Syngistix\ICPMS\DataSet\071620\CCV-071620-7.108

### Summary

#### Concentration Results

Analyte	Mass	Meas. Intens.	Mean	Meas. Intens. RSD	Net Intens. Mean	Conc. Mean	Conc. RSD	Sample Unit
Kr	84		1277.464	9.984	191.566	-76.043	66.6	ug/L
[> Tb	159		667018.664	1.409	667018.664			ug/L
[ Pb	208		937065.858	1.028	1.405	47.272	0.8	ug/L

Sample ID: CCV-071620-7

Report Date/Time: Friday, July 17, 2020 10:04:19

Page 1

### QC Calculated Values

Analyte		MASS	Int Std % Recovery
[> L	Kr	84	
	Tb	159	102.850
	Pb	208	

### QC Out of Limits

Analyte	Mass	Out of Limits Message
---------	------	-----------------------

## Method 200.8 - Summary Report

**Sample ID: CCB-071620-7**

Sample Date/Time: Thursday, July 16, 2020 19:36:54

Sample Type: Sample

Sample Description:

Number of Replicates: 3

Batch ID: SW\_6020A,CCB

Method File: C:\Users\Public\Documents\PerkinElmer Syngistix\ICPMS\Method\epa 6020 ked\2019\ked epa6020 pb only.mth

Dataset File: C:\Users\Public\Documents\PerkinElmer Syngistix\ICPMS\DataSet\071620\CCB-071620-7.109

### Summary

#### Concentration Results

Analyte Mass		Meas. Intens. Mean	Meas. Intens. RSD	Net Intens. Mean	Conc. Mean	Conc. RSD	Sample Unit
[> L]	Kr	84	1452.866	2.869	366.967	-145.670	11.4 ug/L
	Tb	159	653441.987	1.620	653441.987		ug/L
	Pb	208	851.399	10.947	0.001	0.035	13.5 ug/L

Sample ID: CCB-071620-7

Report Date/Time: Friday, July 17, 2020 10:04:21

Page 1

### QC Calculated Values

Analyte		MASS	Int Std % Recovery
[> L	Kr	84	
	Tb	159	100.757
	Pb	208	

### QC Out of Limits

Analyte	Mass	Out of Limits Message
---------	------	-----------------------



## Method 200.8 - Summary Report

### Sample ID: QCS-071620-1

Sample Date/Time: Thursday, July 16, 2020 19:38:00

Sample Type: Sample

Sample Description:

Number of Replicates: 3

Batch ID: SW\_6020A,QCS

Method File: C:\Users\Public\Documents\PerkinElmer Syngistix\ICPMS\Method\epa 6020 ked\2019\ked epa6020 pb only.mth

Dataset File: C:\Users\Public\Documents\PerkinElmer Syngistix\ICPMS\DataSet\071620\QCS-071620-1.110

### Summary

#### Concentration Results

Analyte	Mass	Meas. Intens.	Mean	Meas. Intens. RSD	Net Intens.	Mean	Conc. Mean	Conc. RSD	Sample Unit
Kr	84		-3656.729	16.926		-4742.627	1882.614	13.1	ug/L
[> Tb	159		641090.179	0.410		641090.179			ug/L
[ Pb	208		18694900.351	1.582		29.160	981.335	1.3	ug/L

### QC Calculated Values

Analyte		MASS	Int Std % Recovery
[> L	Kr	84	
	Tb	159	98.852
	Pb	208	

### QC Out of Limits

Analyte	Mass	Out of Limits Message
---------	------	-----------------------

# PREP REPORT - BATCH ID 52061

Prep Start Date: 7/15/2020 8:51 AM  
 Prep End Date: 7/16/2020 8:31 AM  
 Initial Temp: 96 °C

Prep Code: SW\_3050  
 Final Temp: 95 °C

Technician: Pragnesh Soni  
 Prep Factor Units: mL / g

Sample ID	Client Sample ID	Matrix	pH1	pH2	Samp Amt	Sol Added	Sol Recov	Fin Vol	factor	Prep Start	Prep End
MB-52061		Soil			0.56	0	0	50	89.286	7/15/2020	7/16/2020
LCS-52061		Soil			0.52	0	0	50	96.154	7/15/2020	7/16/2020
2006454-022A	TAFBS-S-56	Soil			0.55	0	0	50	90.909	7/15/2020	7/16/2020
2006454-022AMS		Soil			0.54	0	0	50	92.593	7/15/2020	7/16/2020
2006454-022AMSD		Soil			0.53	0	0	50	94.340	7/15/2020	7/16/2020
2006454-021A	TAFBS-S-57	Soil			0.57	0	0	50	87.719	7/15/2020	7/16/2020
2006454-023A	TAFBS-S-55	Soil			0.55	0	0	50	90.909	7/15/2020	7/16/2020
2006454-024A	TAFBS-S-54	Soil			0.51	0	0	50	98.039	7/15/2020	7/16/2020
2006454-025A	TAFBS-S-53	Soil			0.55	0	0	50	90.909	7/15/2020	7/16/2020
2006454-026A	TAFBS-S-52	Soil			0.52	0	0	50	96.154	7/15/2020	7/16/2020
2006454-027A	TAFBS-S-51	Soil			0.53	0	0	50	94.340	7/15/2020	7/16/2020
2006479-001A	TAFBS-S-25	Soil			0.52	0	0	50	96.154	7/15/2020	7/16/2020
2006479-002A	TAFBS-S-24	Soil			0.54	0	0	50	92.593	7/15/2020	7/16/2020
2006479-003A	TAFBS-S-23	Soil			0.56	0	0	50	89.286	7/15/2020	7/16/2020
2006479-004A	TAFBS-S-22	Soil			0.54	0	0	50	92.593	7/15/2020	7/16/2020
2006479-005A	TAFBS-S-21	Soil			0.56	0	0	50	89.286	7/15/2020	7/16/2020
2006479-006A	TAFBS-S-20	Soil			0.59	0	0	50	84.746	7/15/2020	7/16/2020
2006479-007A	TAFBS-S-19	Soil			0.55	0	0	50	90.909	7/15/2020	7/16/2020
2006481-001A	TAFBS-S-50	Soil			0.57	0	0	50	87.719	7/15/2020	7/16/2020
2006481-002A	TAFBS-S-49	Soil			0.53	0	0	50	94.340	7/15/2020	7/16/2020
2006481-003A	TAFBS-S-48	Soil			0.51	0	0	50	98.039	7/15/2020	7/16/2020
2006481-004A	TAFBS-S-47	Soil			0.57	0	0	50	87.719	7/15/2020	7/16/2020
2006481-005A	TAFBS-S-46	Soil			0.51	0	0	50	98.039	7/15/2020	7/16/2020
2006481-006A	TAFBS-S-45	Soil			0.54	0	0	50	92.593	7/15/2020	7/16/2020

Type	Chemical / Reagent ID	Chemical / Reagent Name	Container#	Container ID	Amount Added	Amount Unit
Chemical	2282	nitric acid	8587	Cont-02 of 04	10	mL
Chemical	2290	Hydrochloric acid	8605	Cont-01 of 06	5	mL
Chemical	2296	Hydrogen Peroxide, 30% w/w	8622	Cont-01 of 02	4	mL

Spk ID	Spk Name	Samp Type	Container#	Container ID	Amount Added	Amount Unit
RTI-24-120219	AAC-STD-2 11 Metals 1000µg/mL	LCS,MS,MSD-MS	26245	Cont-01 of 01	0.01	mL
RTI-25-120219	AAC-STD-3A	LCS,MS,MSD-MS	26246	Cont-01 of 01	0.01	mL
RTI-26-120219	AAC-STD-4A 1000µg/mL	LCS,MS,MSD-MS	26247	Cont-01 of 01	0.01	mL

## FORM I

CLIENT SAMP ID

## INORGANIC ANALYSIS DATA SHEET

TAFBS-S-25CS

Lab Name: RTI Laboratories, Inc.

Contract:

Lab Code: GLEN01ClientID: USA17Workorder No.: 2006479Matrix: SoilLab Sample ID: 2006479-001A% Solids: 0Date Received: 6/24/2020 9:49 AMConcentration Units: wt%Date Analyzed: 6/26/2020 12:30 PMTotal/Dissolved: (Total)Date Collected: 6/23/2020 12:51 PMInstrument ID: BAL3Batch ID: R119220

CAS No.	Analyte	Concentration	C	Q	DL	LOD	LOQ	M
7732-18-5	Percent Moisture	8.2			1.0	1.0	1.0	B

## FORM I

CLIENT SAMP ID

## INORGANIC ANALYSIS DATA SHEET

TAFBS-S-24CS

Lab Name: RTI Laboratories, Inc.

Contract:

Lab Code: GLEN01ClientID: USA17Workorder No.: 2006479Matrix: SoilLab Sample ID: 2006479-002A% Solids: 0Date Received: 6/24/2020 9:49 AMConcentration Units: wt%Date Analyzed: 6/26/2020 12:30 PMTotal/Dissolved: (Total)Date Collected: 6/23/2020 1:08 PMInstrument ID: BAL3Batch ID: R119220

CAS No.	Analyte	Concentration	C	Q	DL	LOD	LOQ	M
7732-18-5	Percent Moisture	9.2			1.0	1.0	1.0	B

## FORM I

CLIENT SAMP ID

## INORGANIC ANALYSIS DATA SHEET

TAFBS-S-23CS

Lab Name: RTI Laboratories, Inc.

Contract:

Lab Code: GLEN01ClientID: USA17Workorder No.: 2006479Matrix: SoilLab Sample ID: 2006479-003A% Solids: 0Date Received: 6/24/2020 9:49 AMConcentration Units: wt%Date Analyzed: 6/26/2020 12:30 PMTotal/Dissolved: (Total)Date Collected: 6/23/2020 1:16 PMInstrument ID: BAL3Batch ID: R119220

CAS No.	Analyte	Concentration	C	Q	DL	LOD	LOQ	M
7732-18-5	Percent Moisture	10			1.0	1.0	1.0	B

## FORM I

CLIENT SAMP ID

## INORGANIC ANALYSIS DATA SHEET

TAFBS-S-22CS

Lab Name: RTI Laboratories, Inc.

Contract:

Lab Code: GLEN01ClientID: USA17Workorder No.: 2006479Matrix: SoilLab Sample ID: 2006479-004A% Solids: 0Date Received: 6/24/2020 9:49 AMConcentration Units: wt%Date Analyzed: 7/6/2020 12:16 PMTotal/Dissolved: (Total)Date Collected: 6/23/2020 1:28 PMInstrument ID: BAL3Batch ID: R119286

CAS No.	Analyte	Concentration	C	Q	DL	LOD	LOQ	M
7732-18-5	Percent Moisture	12			1.0	1.0	1.0	B

## FORM I

CLIENT SAMP ID

## INORGANIC ANALYSIS DATA SHEET

TAFBS-S-21CS

Lab Name: RTI Laboratories, Inc.

Contract:

Lab Code: GLEN01ClientID: USA17Workorder No.: 2006479Matrix: SoilLab Sample ID: 2006479-005A% Solids: 0Date Received: 6/24/2020 9:49 AMConcentration Units: wt%Date Analyzed: 7/6/2020 12:16 PMTotal/Dissolved: (Total)Date Collected: 6/23/2020 1:33 PMInstrument ID: BAL3Batch ID: R119286

CAS No.	Analyte	Concentration	C	Q	DL	LOD	LOQ	M
7732-18-5	Percent Moisture	7.3			1.0	1.0	1.0	B



## FORM I

CLIENT SAMP ID

## INORGANIC ANALYSIS DATA SHEET

TAFBS-S-20CS

Lab Name: RTI Laboratories, Inc.

Contract:

Lab Code: GLEN01ClientID: USA17Workorder No.: 2006479Matrix: SoilLab Sample ID: 2006479-006A% Solids: 0Date Received: 6/24/2020 9:49 AMConcentration Units: wt%Date Analyzed: 7/6/2020 12:16 PMTotal/Dissolved: (Total)Date Collected: 6/23/2020 1:47 PMInstrument ID: BAL3Batch ID: R119286

CAS No.	Analyte	Concentration	C	Q	DL	LOD	LOQ	M
7732-18-5	Percent Moisture	7.8			1.0	1.0	1.0	B

## FORM I

CLIENT SAMP ID

## INORGANIC ANALYSIS DATA SHEET

TAFBS-S-19CS

Lab Name: RTI Laboratories, Inc.

Contract:

Lab Code: GLEN01ClientID: USA17Workorder No.: 2006479Matrix: SoilLab Sample ID: 2006479-007A% Solids: 0Date Received: 6/24/2020 9:49 AMConcentration Units: wt%Date Analyzed: 7/6/2020 12:16 PMTotal/Dissolved: (Total)Date Collected: 6/23/2020 2:02 PMInstrument ID: BAL3Batch ID: R119286

CAS No.	Analyte	Concentration	C	Q	DL	LOD	LOQ	M
7732-18-5	Percent Moisture	8.1			1.0	1.0	1.0	B

## FORM I

CLIENT SAMP ID

## INORGANIC ANALYSIS DATA SHEET

ZZZZZZ

Lab Name: RTI Laboratories, Inc.

Contract:

Lab Code: GLEN01ClientID: USA17Workorder No.: 2006479

Matrix:

Lab Sample ID: 2006454-021ADUP% Solids: 0Date Received: 6/24/2020 9:49 AMConcentration Units: wt%Date Analyzed: 6/26/2020 12:30 PMTotal/Dissolved: (Total)

Date Collected:

Instrument ID: BAL3Batch ID: R119220

CAS No.	Analyte	Concentration	C	Q	DL	LOD	LOQ	M
7732-18-5	Percent Moisture	6.5			1.0	1.0	1.0	B

## FORM I

CLIENT SAMP ID

## INORGANIC ANALYSIS DATA SHEET

TAFBS-S-  
22LR1Lab Name: RTI Laboratories, Inc.

Contract:

Lab Code: GLEN01ClientID: USA17Workorder No.: 2006479

Matrix:

Lab Sample ID: 2006479-004ADUP% Solids: 0Date Received: 6/24/2020 9:49 AMConcentration Units: wt%Date Analyzed: 7/6/2020 12:16 PMTotal/Dissolved: (Total)

Date Collected:

Instrument ID: BAL3Batch ID: R119286

CAS No.	Analyte	Concentration	C	Q	DL	LOD	LOQ	M
7732-18-5	Percent Moisture	12			1.0	1.0	1.0	B

## FORM I

CLIENT SAMP ID

## INORGANIC ANALYSIS DATA SHEET

ZZZZZZ

Lab Name: RTI Laboratories, Inc.

Contract:

Lab Code: GLEN01ClientID: USA17Workorder No.: 2006479

Matrix:

Lab Sample ID: 2006481-016ADUP% Solids: 0Date Received: 6/24/2020 9:49 AMConcentration Units: wt%Date Analyzed: 7/6/2020 12:16 PMTotal/Dissolved: (Total)

Date Collected:

Instrument ID: BAL3Batch ID: R119286

CAS No.	Analyte	Concentration	C	Q	DL	LOD	LOQ	M
7732-18-5	Percent Moisture	10			1.0	1.0	1.0	B

FORM I

CLIENT SAMP ID

## INORGANIC ANALYSIS DATA SHEET

ZZZZZZ

Lab Name: RTI Laboratories, Inc.

Contract:

Lab Code: GLEN01ClientID: USA17Workorder No.: 2006479

Matrix:

Lab Sample ID: 2006533-007ADUP% Solids: 0Date Received: 6/24/2020 9:49 AMConcentration Units: wt%Date Analyzed: 6/26/2020 12:30 PMTotal/Dissolved: (Total)

Date Collected:

Instrument ID: BAL3Batch ID: R119220

CAS No.	Analyte	Concentration	C	Q	DL	LOD	LOQ	M
7732-18-5	Percent Moisture	8.5			1.0	1.0	1.0	B

FORM VI  
 DUPLICATES

CLIENT SAMP ID

TAFBS-S-22

Lab Name: RTI Laboratories, Inc.

Contract:

Lab Code: GLEN01

Workorder No: 2006479

Matrix: Soil

Level (low/med): LOW

% Solids for Sample: 0

Concentration Units: wt%

Analyte	Control Limit	Sample (S)	C	Duplicate (D)	C	RPD	Q	M
Percent Moisture	20	12		12		1.61		B

FORM VI  
DUPLICATES

CLIENT SAMP ID

ZZZZZZ

Lab Name: RTI Laboratories, Inc.

Contract:

Lab Code: GLEN01

Workorder No: 2006479

Matrix: Soil

Level (low/med): LOW

% Solids for Sample: 0

Concentration Units: wt%

Analyte	Control Limit	Sample (S)	C	Duplicate (D)	C	RPD	Q	M
Percent Moisture	20	6.2		6.5		5.10		B



FORM VI  
DUPLICATES

CLIENT SAMP ID

ZZZZZZ

Lab Name: RTI Laboratories, Inc.

Contract:

Lab Code: GLEN01

Workorder No: 2006479

Matrix: Soil

Level (low/med): LOW

% Solids for Sample: 0

Concentration Units: wt%

Analyte	Control Limit	Sample (S)	C	Duplicate (D)	C	RPD	Q	M
Percent Moisture	20	10		10		0.877		B

FORM VI  
DUPLICATES

CLIENT SAMP ID

ZZZZZZ

Lab Name: RTI Laboratories, Inc.

Contract:

Lab Code: GLEN01

Workorder No: 2006479

Matrix: Soil

Level (low/med): LOW

% Solids for Sample: 0

Concentration Units: wt%

Analyte	Control Limit	Sample (S)	C	Duplicate (D)	C	RPD	Q	M
Percent Moisture	20	8.9		8.5		4.75		B

Balance #

3

PB602-S

+/- 0.02

Date	Time	1.00g Reading	10.00g Reading	50.00g reading	100.00g Reading	Initials
06/01/2020						
06/02/2020						
06/03/2020	10:41	1.00	10.00	50.00	100.01	JL
06/04/2020	2	2	2	2	2	ASP
06/05/2020	10:45	1:02	10.00	50.00	100.01	ASP
06/06/2020	2	2	2	2	2	ASP
06/07/2020	2	2	2	2	2	ASP
06/08/2020	7:20	1:02	10.00	50.00	100.01	ASP
06/09/2020	7:25	1:01	10.01	50.01	100.01	ASP
06/10/2020	7:25	1:01	10.01	50.01	100.01	ASP
06/11/2020	14:00	0.99	10.00	50.00	99.99	gm
06/12/2020	9:00	1.00	10.00	50.00	100.00	gm
06/13/2020	/	/	/	/	/	/
06/14/2020	/	/	/	/	/	/
06/15/2020	10:00	1.00	10.01	50.00	100.01	gm
06/16/2020	9:40	1.00	10.00	50.00	100.00	ASP
06/17/2020	8:50	1.01	10.00	50.00	100.00	gm
06/18/2020	7:40	1.00	10.00	50.00	100.01	ASP
06/19/2020	9:00	1.00	10.00	50.00	100.00	gm
06/20/2020	/	/	/	/	/	/
06/21/2020	/	/	/	/	/	/
06/22/2020	9:10	1.00	10.00	50.01	100.00	gm
06/23/2020	6:45	1.00	10.00	50.00	100.01	ASP
06/24/2020	8:50	1.00	10.01	50.01	100.01	gm
06/25/2020	11:00	1.00	10.00	50.01	100.01	gm
06/26/2020	10:30	1.0	9.99	50.00	100.00	
06/27/2020						
06/28/2020			N.S			
06/29/2020	12:40	1.00	<del>50.01</del> 10.00	50.01	100.01	NS
06/30/2020	11:10	1.00	10.00	50.00	100.00	PS

not used  
6/3/20 JL

Not used

Not used  
6/8/2020

not used  
gm 6/15/20

Not used  
6/20/2020

## PMOIST Data

Oven	Date/Time In	Temp C	Date/Time Out	Temp C
5	6/26/2020 12:20	103	6/26/2020 13:20	103
5	6/26/2020 13:50	103	6/30/2020 11:20	103
5	6/30/20 11:30	103	6/30/20 14:00	103

Analyst	Analysis Date/Time
GMSR	6/26/2020 12:20

Filter #	Sample ID	Pan Tare Weight (g)	Sample + Tare Weight (g)	First Dry Weight (g)	Second Dry Weight (g)	CW	Third Dry Weight (g)	CW	Percent Moisture
1	2006454-021A	1.2800	13.8400	13.0500	13.0600				6.2102
2	2006454-021ADUP	1.2800	13.9800	13.1500	13.1500				6.5354
3	2006454-022A	1.2800	12.9000	11.3800	11.3800				13.0809
4	2006454-023A	1.2900	12.8600	12.0700	12.0600				6.9144
5	2006454-024A	1.2700	12.2300	11.6400	11.6100				5.6569
6	2006454-025A	1.2800	13.3900	12.7100	12.7000				5.6978
7	2006454-026A	1.2800	13.3900	12.6500	12.6400				6.1932
8	2006454-027A	1.2800	13.4300	12.7600	12.7600				5.5144
9	2006454-028A	1.2800	16.4100	15.4900	15.5000				6.0145
10	2006510-005A	1.2700	21.3100	21.2300	21.2500				0.2994
11	2006532-001A	1.2800	13.6700	8.1300	8.0900				45.0363
12	2006533-001A	1.2700	12.7400	11.4700	11.4800				10.9852
13	2006533-002A	1.2800	13.3700	12.1100	12.1000				10.5045
14	2006533-003A	1.2900	15.6600	12.8500	12.8100				19.8330
15	2006533-004A	1.2800	12.7400	11.0000	10.9600				15.5323
16	2006533-005A	1.2700	13.4200	10.5400	10.5000				24.0329
17	2006533-006A	1.2800	13.7700	13.4700	13.4300				2.7222
18	2006533-007A	1.2800	13.5300	12.4500	12.4400				8.8980
19	2006533-007ADUP	1.2800	13.8900	12.8200	12.8200				8.4853
20	2006479-001A	1.2800	13.8200	12.7800	12.7900				8.2137
21	2006479-002A	1.2800	12.1200	11.1600	11.1200				9.2251
22	2006479-003A	1.2800	12.7900	11.6200	11.6000				10.3388

Balance #

3

PB602-S

+/- 0.02

Date	Time	1.00g Reading	10.00g Reading	50.00g reading	100.00g Reading	Initials
07/01/2020	11:45	1.00	10.00	50.00	100.02	ASP
07/02/2020	7:00	1.00	10.00	50.00	100.00	NVT
07/03/2020	7:54	1.00	10.00	50.00	100.00	NVT
07/04/2020						
07/05/2020						
07/06/2020						
07/07/2020	11:20	1.00	10.00	50.01	100.00	NK
07/08/2020	9:20	1.00	10.00	50.01	100.00	gm
07/09/2020	8:40	1.00	10.00	50.00	100.01	gm
07/10/2020	10:40	0.99	10.0	50.01	100.01	gm
07/11/2020						
07/12/2020						
07/13/2020						
07/14/2020	9:45	1.01	10.00	50.01	100.01	gm
07/15/2020	9:20	1.00	10.00	50.00	100.01	gm
07/16/2020	9:50	1.00	10.01	50.01	100.01	gm
07/17/2020	12:40	1.00	10.00	50.00	100.01	gm
07/18/2020						
07/19/2020						
07/20/2020	11:50	1.00	10.00	50.01	100.02	gm
07/21/2020	14:30	0.99	10.01	50.00	100.01	MBB
07/22/2020	8:05	1.00	10.00	50.00	100.01	MBB
07/23/2020	10:50	1.00	10.00	50.01	100.01	gm
07/24/2020	18:06	1.00	10.00	50.01	100.01	JJC
07/25/2020						
07/26/2020						
07/27/2020	08:22	1.00	9.99	50.01	100.02	JJC
07/28/2020	8:25	1.00	9.99	50.01	100.01	MBB
07/29/2020	8:05	1.00	10.00	50.00	100.01	MBB
07/30/2020						
07/31/2020						

Not used.  
07/14/20  
gm

Not used  
07/20/20  
gm

not used JJC  
7/27/20

# PMOIST Data

Oven	Date/Time In	Temp C	Date/Time Out	Temp C
5	7/1/2020 19:30	103	7/1/2020 20:30	103
5	07/01/2020 9 pm	103	07/03/2020 8 am	103
5	7/3/2020 8:26	103	7/3/2020 9:32	103

Analyst	Analysis Date/Time
NVJ	7/1/2020 7:30

Filter #	Sample ID	Pan Tare Weight (g)	Sample + Tare Weight (g)	First Dry Weight (g)	Second Dry Weight (g)	CW	Third Dry Weight (g)	CW	Percent Moisture
1	2006479-004A	1.2900	15.6400	13.8600	13.9000				12.1254
2	2006479-004ADUP	1.2900	15.3700	13.6400	13.6900				11.9318
3	2006479-005A	1.2900	16.0300	14.9200	14.9500				7.3270
4	2006479-006A	1.2900	15.2100	14.1400	14.1200				7.8305
5	2006479-007A	1.2700	15.8400	14.6800	14.6600				8.0988
6	2006481-001A	1.2800	15.7200	14.5500	14.5600				8.0332
7	2006481-002A	1.2800	18.0300	17.0000	17.0100				6.0896
8	2006481-003A	1.2800	15.1500	14.3200	14.3300				5.9120
9	2006481-004A	1.2900	16.9200	16.1200	16.1100				5.1823
10	2006481-005A	1.2900	17.3100	16.3000	16.3100				6.2422
11	2006481-006A	1.2800	16.5000	15.9200	15.9100				3.8765
12	2006481-007A	1.2800	16.7900	16.0000	16.0000				5.0935
13	2006481-008A	1.2800	15.9600	15.0200	15.0300				6.3351
14	2006481-009A	1.2700	17.1000	15.9100	15.9200				7.4542
15	2006481-010A	1.2800	15.4200	14.9000	14.8800				3.8190
16	2006481-011A	1.2700	18.9700	18.1800	18.2000				4.3503
17	2006481-012A	1.2800	16.1600	14.9300	14.9300				8.2661
18	2006481-013A	1.2900	18.9700	17.8100	17.8300				6.4480
19	2006481-014A	1.2900	16.0700	15.4200	15.4500				4.1949
20	2006481-015A	1.2900	15.6800	14.9500	14.9800				4.8645
21	2006481-016A	1.2800	17.4400	15.7800	15.8200				10.0248
22	2006481-016ADUP	1.2900	17.2100	15.5600	15.6000				10.1131
23									
24									

PMOIST\_20170720.xls

---

# Analytical Report

## Level IV Data Package

**Work Order #: 2006481**

Project: Travis AFB Runway 21R/03L

PO#: W9123820F0065

Project No: W9123820F0065

USACE Sacramento District  
Jennifer Neuhard  
1325 J. St. ED-ED  
Sacramento, CA 95814

Reviewed & Approved By:



Date: 0/14/2020

Melinda Place, Quality Control Chemist

---

RTI Laboratories  
31628 Glendale St.  
Livonia, MI 48150

TEL: (734) 422-8000  
FAX: (734) 422-5342  
Website: [www.rtilab.com](http://www.rtilab.com)

## Table of Contents

USACE Sacramento District

Project: Travis AFB Runway 21R/03L

Contract #: W9123820F0065

RTI Laboratories, Work Order # 2006481

1 Case Narrative.....	1
2 Definitions and Acronyms.....	3
3 Chain of Custody and Sample Receiving Documents.....	4
4 Sample Receipt Checklist.....	8
5 Workorder Sample Summary.....	11
6 Dates Report.....	13
7 Analytical Report.....	19
8 QC Summary Report.....	44
9 CLP-Like Organic	
<b>9.1 VOCs</b>	
<b>9.1.1 Nonhalogenated Organics, GC/FID - SW_8015S-GRO</b>	
9.1.1.1 FormI	56
9.1.1.2 FormII	89
9.1.1.3 FormIII	91
9.1.1.4 FormIII_A	93
9.1.1.5 FormIV	95
9.1.1.6 FormVI B	97
9.1.1.7 FormVI C	98
9.1.1.8 FormVII B	99
9.1.1.9 FormVIII_D	104
9.1.1.10 Run 119607	108
9.1.1.11 Run 120051	111
9.1.1.12 Run 119612	170
9.1.1.13 Run 120053	173
9.1.1.14 ICAL Run 115391	223
9.1.1.15 ICAL Run 118287	226
<b>9.2 SVOCs</b>	
<b>9.2.1 Petroleum Hydrocarbons - SW_8015S-DRO</b>	
9.2.1.1 FormI	250
9.2.1.2 FormII	290
9.2.1.3 FormIII	292
9.2.1.4 FormIV	298
9.2.1.5 FormVI B	301
9.2.1.6 FormVI C	302
9.2.1.7 FormVII B	303
9.2.1.8 FormVIII_D	328
9.2.1.9 Run 119409	337
9.2.1.10 Run 119441	382
9.2.1.11 Run 119485	462
9.2.1.12 Run 119735	516
9.2.1.13 ICAL Run 116937	573
<b>9.2.2 Prep</b>	
9.2.2.1 Batch Id 51991 - SW_3550-DRO	653
9.2.2.2 Batch Id 51998 - SW_3550-DRO	655
9.2.2.3 Batch Id 52102 - SW_3550-DRO	656
10 CLP-Like Inorganic	



## **10.1 Metals 6020/6010**

### **10.1.1 Metals, ICP/MS - SW\_6020S**

10.1.1.1 FormI	658
10.1.1.2 FormII_A	691
10.1.1.3 FormII_B	695
10.1.1.4 FormIII	696
10.1.1.5 FormIV	702
10.1.1.6 FormV_C	703
10.1.1.7 FormVII	705
10.1.1.8 FormVIII-PD	706
10.1.1.9 FormIX	707
10.1.1.10 FormXI	709
10.1.1.11 Form XII	710
10.1.1.12 FormXIII	712
10.1.1.13 FormXV	717
10.1.1.14 Run 119517	720

### **10.1.2 Prep**

10.1.2.1 Batch Id 52061 - SW_3050	875
10.1.2.2 Batch Id 52066 - SW_3050	876

## **10.2 Balance**

### **10.2.1 Percent Moisture - PMOIST**

10.2.1.1 FormI	877
10.2.1.2 FormVI	906
10.2.1.3 Run 119287	910
10.2.1.4 Run 119286	911

**CLIENT:** USACE Sacramento District**Project Name:** Travis AFB Runway 21R/03L**Project Number:** W9123820F0065**Work Order:** 2006481**CASE NARRATIVE****SAMPLE RECEIPT:**

Samples were received at RTI Laboratories, Inc., Livonia, MI via FedEx delivery on 06/24/2020.

Samples were received on wet ice and sample blank temperatures are recorded on the chain of custody and sample receiving documents. Sample preservation is checked on receipt (where applicable) and noted on the chain of custody. Adjustments required for sample preservation (when performed) are recorded for the affected samples. The sample set consisted of 25 soil samples and 1 water, trip blank sample. Trip Blank sample was not analyzed.

**SAMPLE ANALYSIS:**

Samples were analyzed at the RTI Livonia Laboratory for:

Petroleum Hydrocarbons (DRO) – EPA Methods 3550C/8015D

Non-Halogenated Organics - Petroleum Hydrocarbons (GRO) – EPA Method 8015D

Metals - ICPMS: EPA Methods 3050B/6020B

Percent Moisture: ASTM Method D2216

All samples for GRO analysis (Samples 2006481-001B - 025B) were analyzed approx. 13-14 days beyond the holding time.

DRO Analyses: Method extraction holding time was exceeded for the following sample. Sample was initially extracted and analyzed within the holding time. Due to surrogate recoveries exceeding control limits the sample was re-extracted beyond the holding time.

Sample 2006481-018A: Prep Method holding time was exceeded by 14.18 day(s)

**QUALITY CONTROL:****Petroleum Hydrocarbon Analyses (DRO):**

All sample analyses included a Method Blank, LCS and MS/MSD where applicable. All QC parameters were within established control limits except where noted on the QC forms or below. Initial and continuing calibration results were within method specifications.

Surrogate recoveries were within control limits except as noted below.

- Sample 200481-011: Recovery for surrogate Squalene (133%) exceeded control limits.
- Sample 200481-012: Recovery for surrogate Squalene (133%) exceeded control limits.
- Sample 200481-014: Recovery for surrogate Squalene (146%) exceeded control limits.
- Sample 200481-015: Recovery for surrogate Squalene (132%) exceeded control limits.
- Sample 200481-016: Recovery for surrogate Squalene (135%) exceeded control limits.
- Sample 200481-017: Recovery for surrogate Squalene (143%) exceeded control limits.
- Sample 200481-021: Recovery for surrogate Squalene (147%) exceeded control limits.
- Sample 200481-022: Recovery for surrogate Squalene (135%) exceeded control limits.

CLIENT: USACE Sacramento District

Project Name: Travis AFB Runway 21R/03L

Project Number: W9123820F0065

Work Order: 2006481

**CASE NARRATIVE**

Batch ID 51991:

- LCSD-51991: Recovery for DRO (141%) exceeded control limits.
- Sample 2006454-027AMS: Recovery for DRO (132%) exceeded control limits.
- Sample 2006454-027AMSD: Recovery for DRO (133%) exceeded control limits.

Batch ID 51998:

- Sample 2006481-025AMS: Recovery for DRO (165%) exceeded control limits.
- Sample 2006481-025AMSD: RPD result for DRO was elevated.

**Petroleum Hydrocarbon Analyses (GRO):**

All sample analyses included a Method Blank, LCS and MS/MSD where applicable. All QC parameters were within established control limits except where noted on the QC forms or below. Initial and continuing calibration results were within method specifications.

Surrogate recoveries were within control limits.

**Metals Analyses:**

Quality control samples for metals included duplicates, LCS, MS/MSD, post digestion spikes (where applicable) and serial dilutions (where applicable). All calibration standards, continuing calibration check standards and other QC parameters were within established control limits except if noted.

**Wet Chemistry Analyses:**

All sample analyses included the method specified quality control samples.

**Percent Moisture Analyses:**

Sample 2006481-017ADUP: Duplicate RPD result was elevated.

No other problems were noted during the analytical events associated with this project.

I certify that this data package is in compliance with the terms and conditions of the contract, both technically and for completeness, for other than the conditions detailed above. Release of the data contained in this hardcopy data package and in the computer-readable data submitted has been authorized by the Laboratory Director or his designee, as verified by the following signature.

Signed: 

Charles O'Bryan, Quality Management

Date: August 14, 2020

---

DEFINITIONS:

DF: Dilution factor; the dilution factor applied to the prepared sample.

DL: Detection Limit; The lowest concentration of analyte that can be detected by the method in the applicable matrix.

DUP: Duplicate; aliquots of a sample taken from the same container under laboratory conditions and processed and analyzed independently, used to calculate Precision (%RPD).

LCS: Laboratory Control Sample; prepared by adding a known amount of target analytes to a specified amount of clean matrix and prepared with the batch of samples, used to calculate Accuracy (%REC).

LCSD: A duplicate LCS sample, used to calculate both Accuracy (%REC) and Precision (%RPD)

LOD: Limit of Detection; a laboratory verified concentration that can be detected at three times greater than the noise level. This concentration is equal to or greater than the DL.

LOQ: Limit of Quantitation; The lowest verified limit to which data is quantified without qualifications. Analyte concentrations below the LOQ are reported with a "J" qualifier.

MBLK: Method Blank; a sample of similar matrix that does not contain target analytes or interference that may impact the analytical results and is processed simultaneously with and under the same conditions as samples through all steps of the analytical procedure, used to assess and verify that the analytical process is free of contamination.

Mg/Kg or mg/L: Units of part per million (PPM) – milligram per Kilogram (W/W) or milligram per Liter (W/V).

MS: Matrix Spike; prepared by adding a known amount of target analytes to a specified amount of matrix sample for which an independent estimate of target analyte concentration is available, used to calculate Accuracy (%REC)

MSD: A duplicate MS sample, used to calculate both Accuracy (%REC) and Precision (%RPD)

% REC: Percent Recovery of a known spike (SPK); a measure of accuracy expressed as a percentage of a measured (recovered) concentration compared to the known concentration (SPK) added to the sample. This is compared to the Low Limit and High Limit.

% RPD: Relative Percent Difference; a measure of precision expressed as a percentage of the difference between two duplicates relative to the average concentration. This is compared to the RPD Limit.

Qual: Qualifier that applies to the analyte reported

SPK: Spike; used in the QC section for both SPK Value and SPK Ref Val

Ug/Kg or ug/L: Units of part per billion (PPB) – microgram per Kilogram (W/W) or microgram per Liter (W/V).

## QUALIFIERS:

\*: Reported value exceeds the maximum allowed concentration by regulation or permit.

B: Analyte detected in the associated Method Blank at a concentration greater than 1/2 the LOQ

G: ICB/CCB result is greater than the MDL

H: Holding time for preparation or analysis has been exceeded

J: Estimated result. Greater uncertainty is associated with this result and data reported is estimated.

M: Manual Integration used to determine area response

P: Second column RPD exceeds 40%

Q: % REC exceeded control limits. When applied to sample analytes - denotes an associated LCS recovery that exceeded control limits.

R: % RPD exceeds control limits

T: MBLK result is greater than 1/2 of the LOQ

U: The analyte concentration is less than the DL. The result is reported as less than the LOD

X: Matrix spike recovery for the noted analyte exceeded control limits. Applied to the MS/MSD parent sample.

Y: Percent Difference/Drift in the associated CCV exceeded acceptance criteria.

Z: Percent Difference/Drift in the associated ICV exceeded acceptance criteria.

RR: Analysis produced unusable data. Presence or absence of the analyte cannot be determined.



# CHAIN OF CUSTODY

PAGE: 1	OF: 3
---------	-------

**RTI LABORATORIES**

Environmental Sciences Division

228 Glendale Street  
Livonia, MI, 48150

Materials Testing Division

33080 Industrial Road  
Livonia, MI 48150

PHONE: (734) 422-8000  
FAX: (734) 422-5342  
www.rtilab.com

RTI WORK ORDER NO:

**2006 481**

Please Include Email Address of Report Recipient !!!

SUBMITTING COMPANY: <b>US Army Corps of Engineers</b>				REPORT TO (Name): <b>Steph Allen</b>				BILL TO:									
PROJECT NAME: <b>Trans AFB Runway 21R/03L</b>				COMPANY: <b>RTI Laboratories</b>				COMPANY: <b>US Army Corps of Engineers</b>									
PROJECT #:				ADDRESS: <b>31628 Glendale Street</b>				ADDRESS: <b>1325 J Street</b>									
QUOTE #:				CITY, STATE, ZIP: <b>Livonia, MI 48150</b>				CITY, STATE, ZIP: <b>Sacramento CA 95814</b>									
SAMPLING LOCATION (STATE or COUNTRY): <b>Trans AFB, Fairfield, CA</b>				PHONE: <b>(734) 422-8000 EXT 214</b>				P.O. NUMBER: <b>W/9123820F0065</b>									
SPECIAL INSTRUCTIONS / COMMENTS:				EMAIL (OR FAX IF NO EMAIL AVAILABLE):													
SAMPLER'S PRINTED NAME: <b>Patricia Flanders</b>				SAMPLER'S SIGNATURE: <i>Patricia Flanders</i>				TESTS REQUESTED									
ITEM NUMBER	SAMPLE I.D.	DATE SAMPLED	TIME SAMPLED (24-hour format)	MATRIX CODE (see codes below)	NBR OF BOTTLES	NBR OF CONTAINERS AND PRESERVATIVES								pH Acceptable? Y/N (Lab only)	COMMENTS Methanol Preserved Weights HOT Sample Notation Additional Sample Description, Air Volume, etc		
						NONE	HCL	HNO <sub>3</sub>	H <sub>2</sub> SO <sub>4</sub>	NaOH	Methanol	OTHER					
1	TAFBS-S-50	6/23/20	0824	S	1	✓											
2	TAFBS-S-49	6/23/20	0829	S	1	✓											
3	TAFBS-S-48	6/23/20	0836	S	1	✓											
4	TAFBS-S-47	6/23/20	0842	S	1	✓											
5	TAFBS-S-46	6/23/20	0847	S	1	✓											
6	TAFBS-S-45	6/23/20	0852	S	1	✓											
7	TAFBS-S-44	6/23/20	0859	S	1	✓											
8	TAFBS-S-43	6/23/20	0906	S	1	✓											
9	TAFBS-S-42	6/23/20	0911	S	1	✓											
10	TAFBS-S-41	6/23/20	0919	S	1	✓											
Relinquished By: <i>Patricia Flanders</i>		Date: 6/23/20	Time: 1438	Received By: <i>Chris Fle</i>		Date: 6-24-2020	Time: 09:49	REPORT TRANSMITTAL DESIRED:									
Relinquished By:		Date:	Time:	Received By:		Date:	Time:	<input type="checkbox"/> HARDCOPY (extra cost) <input type="checkbox"/> FAX <input checked="" type="checkbox"/> EMAIL <input type="checkbox"/> ONLINE ALL REPORTING IS VIA THE RTI "FLASHPOINT" ONLINE SYSTEM UNLESS OTHERWISE SPECIFIED									
Relinquished By:		Date:	Time:	Received By:		Date:	Time:	Temp of samples: <b>78 = 1.8 °C</b> OR LAB USE ONLY    On Wet Ice? <b>YES</b> Comments: <b>PR 2010-R</b>									
TURNAROUND DESIRED: Standard <input checked="" type="checkbox"/> RUSH: Next BD <input type="checkbox"/> 2nd BD <input type="checkbox"/> 3rd BD <input type="checkbox"/>								Note: RUSH requests will incur surcharges!									
Distribution: White - Lab; Pink - Field    See reverse side for Laboratory Terms and Conditions of Service MATRIX CODES: A = AIR    DW = DRINKING WATER    GW = GROUNDWATER    L = LIQUID    O = OIL    WW = WASTE WATER    S = SOIL SD = SOLID    SL = SLUDGE    SV = SOLVENT WASTE    W = WATER    WP = WIPE    SW = SURFACE WATER																	



# CHAIN OF CUSTODY

PAGE: 2 OF: 3

**RTI LABORATORIES**

**Environmental Sciences Division**

31628 Glendale Street  
Livonia MI, 48150

**Materials Testing Division**

33080 Industrial Road  
Livonia, MI 48150

PHONE: (734) 422-8000  
FAX: (734) 422-5342  
www.rtilab.com

RTI WORK ORDER NO: 2006481

Please Include Email Address of Report Recipient !!!

SUBMITTING COMPANY: <u>US Army Corps of Engineers</u>		REPORT TO (Name): <u>Steph Allen</u>	BILL TO:
PROJECT NAME: <u>Travis AFB Runway 21 R 103 L</u>	PROJECT #: 	QUOTE #: 	COMPANY: <u>US Army Corps of Engineers</u>
SAMPLING LOCATION (STATE or COUNTRY): <u>Travis AFB, Fairfield, CA</u>		ADDRESS: <u>31628 Glendale Street</u>	ADDRESS: <u>1325 J Street</u>
SPECIAL INSTRUCTIONS / COMMENTS:		CITY, STATE, ZIP: <u>Livonia, MI 48150</u>	CITY, STATE, ZIP: <u>Sacramento CA 95814</u>
		PHONE: <u>(734) 422-8000 Ext 214</u>	P.O. NUMBER: <u>VV9123820F0065</u>
		EMAIL (OR FAX IF NO EMAIL AVAILABLE):	

SAMPLER'S PRINTED NAME: <u>Patricia Flanders</u>			SAMPLER'S SIGNATURE: <u>Patricia Flanders</u>			TESTS REQUESTED										COMMENTS Methanol Preserved Weights HOT Sample Notation Additional Sample Description, Air Volume, etc.
ITEM NUMBER	SAMPLE I.D.	DATE SAMPLED	TIME SAMPLED (24-hour format)	MATRIX CODE (see codes below)	NBR OF BOTTLES	NONE	HCL	HNO <sub>3</sub>	H <sub>2</sub> SO <sub>4</sub>	NaOH	Methanol	OTHER	8015D	8020B	pH Acceptable? Y N n/a (Lab only)	
1	TAFBS-S-40	6/23/20	0925	S	1	✓							✓	✓	1	
2	TAFBS-S-39	6/23/20	0935	S	1	✓							✓	✓	1	
3	TAFBS-S-38	6/23/20	0942	S	1	✓							✓	✓	1	
4	TAFBS-S-37	6/23/20	0949	S	1	✓							✓	✓	1	
5	TAFBS-S-36	6/23/20	0955	S	1	✓							✓	✓	1	
6	TAFBS-S-35	6/23/20	1003	S	1	✓							✓	✓	1	
7	TAFBS-S-34	6/23/20	1129	S	1	✓							✓	✓	1	
8	TAFBS-S-33	6/23/20	1137	S	1	✓							✓	✓	1	
9	TAFBS-S-32	6/23/20	1146	S	1	✓							✓	✓	1	
10	TAFBS-S-31	6/23/20	1154	S	1	✓							✓	✓	1	

Relinquished By: <u>Patricia Flanders</u>	Date: <u>6/23/20</u>	Time: <u>1438</u>	Received By: <u>[Signature]</u>	Date: <u>6-24-2020</u>	Time: <u>09:49</u>	REPORT TRANSMITTAL DESIRED: <input type="checkbox"/> HARDCOPY (extra cost) <input type="checkbox"/> FAX <input checked="" type="checkbox"/> EMAIL <input type="checkbox"/> ONLINE	
Relinquished By:	Date:	Time:	Received By:	Date:	Time:	ALL REPORTING IS VIA THE RTI "FLASHPOINT" ONLINE SYSTEM UNLESS OTHERWISE SPECIFIED	
Relinquished By:	Date:	Time:	Received By:	Date:	Time:	FOR LAB USE ONLY	
Temp of samples: <u>78=1.8</u> °C On Wet Ice? <u>yes</u>						Comments: <u>PR 2010-R</u>	
TURNAROUND DESIRED: Standard <input checked="" type="checkbox"/> RUSH: Next BD <input type="checkbox"/> 2nd BD <input type="checkbox"/> 3rd BD <input type="checkbox"/>						Note: RUSH requests will incur surcharges!	

Distribution: White - Lab; Pink - Field

See reverse side for Laboratory Terms and Conditions of Service

MATRIX CODES: A = AIR SD = SOLID DW = DRINKING WATER SL = SLUDGE GW = GROUNDWATER SV = SOLVENT WASTE L = LIQUID W = WATER O = OIL WP = WIPE WW = WASTE WATER SW = SURFACE WATER S = SOIL

Appendix E

1362





# CHAIN OF CUSTODY

PAGE: **3** OF: **3**

**RTI LABORATORIES**

Environmental Sciences Division

31628 Glendale Street  
Livonia MI, 48150

Materials Testing Division

33080 Industrial Road  
Livonia, MI 48150

PHONE: (734) 422-8000  
FAX: (734) 422-5342  
www.rtiab.com

RTI WORK ORDER NO: **2006481**

Please Include Email Address of Report Recipient !!!

SUBMITTING COMPANY: <b>US Army Corps of Engineers</b>				REPORT TO (Name): <b>Steph Allen</b>				BILL TO:								
PROJECT NAME: <b>Travis AFB Runway 21R / 03L</b>				COMPANY: <b>RTI Laboratories</b>				COMPANY: <b>US Army Corps of Engineers</b>								
SAMPLING LOCATION (STATE or COUNTRY): <b>Travis AFB, Fairfield, CA</b>				ADDRESS: <b>31628 Glendale Street</b>				ADDRESS: <b>1325 J Street</b>								
SPECIAL INSTRUCTIONS / COMMENTS:				CITY, STATE, ZIP: <b>Livonia, MI 48150</b>				CITY, STATE, ZIP: <b>Sacramento CA 95814</b>								
				PHONE: <b>(734) 422-8000 EXT 214</b>				P.O. NUMBER: <b>VV9123820 F0065</b>								
SAMPLER'S PRINTED NAME: <b>Patricia Flanders</b>				SAMPLER'S SIGNATURE: <i>Patricia Flanders</i>				TESTS REQUESTED:								
ITEM NUMBER	SAMPLE I.D.	DATE SAMPLED	TIME SAMPLED (24-hour format)	MATRIX CODE (see codes below)	NBR OF BOTTLES	NBR OF CONTAINERS AND PRESERVATIVES							pH Acceptable? Y N n/a (Lab only)	COMMENTS Methanol Preserved Weights HOT Sample Notation Additional Sample Description Air Volume, etc.		
						NONE	HCL	HNO <sub>3</sub>	H <sub>2</sub> SO <sub>4</sub>	NaOH	Methanol	OTHER				
1	TAFBS-S-30	6/23/20	1204	S	1	✓										
2	TAFBS-S-29	6/23/20	1210	S	1	✓										
3	TAFBS-S-28	6/23/20	1220	S	1	✓										
4	TAFBS-S-27	6/23/20	1229	S	1	✓										
5	TAFBS-S-26	6/23/20	1243	S	1	✓										
6	TB0610200921	6/23/20		W	1											
7	Temperature Blank	6/23/20		W	1											
8																
9																
10																
Relinquished By: <i>Patricia Flanders</i>		Date: 6/23/20	Time: 1438	Received By: <i>[Signature]</i>		Date: 6-24-2020	Time: 09:49	REPORT TRANSMITTAL DESIRED:								
Relinquished By:		Date:	Time:	Received By:		Date:	Time:	<input type="checkbox"/> HARDCOPY (extra cost) <input type="checkbox"/> FAX <input checked="" type="checkbox"/> EMAIL <input type="checkbox"/> ONLINE ALL REPORTING IS VIA THE RTI "FLASHPOINT" ONLINE SYSTEM UNLESS OTHERWISE SPECIFIED								
Relinquished By:		Date:	Time:	Received By:		Date:	Time:	Temp of samples <b>TB=18</b> °C    FOR LAB USE ONLY    On Wet Ice? <b>YES</b> Comments: <b>PR 2010-R</b>								
TURNAROUND DESIRED:    Standard <input checked="" type="checkbox"/> RUSH:    Next BD <input type="checkbox"/> 2nd BD <input type="checkbox"/> 3rd BD <input type="checkbox"/>				Note: RUSH requests will incur surcharges!												
Distribution: White - Lab; Pink - Field				See reverse side for Laboratory Terms and Conditions of Service												
MATRIX CODES:    A = AIR    DW = DRINKING WATER    GW = GROUNDWATER    L = LIQUID    O = OIL    WW = WASTE WATER    S = SOIL SD = SOLID    SL = SLUDGE    SV = SOLVENT WASTE    W = WATER    WP = WIPE    SW = SURFACE WATER				Appendix E												

**CUSTODY SEALS**

Date 6/23/20  
 Signature Patricia Flanders

**CUSTODY SEALS**

Date 6/23/20  
 Signature Patricia Flanders

Weck Labs  
 Temp Blank = 1.5°C  
 ON ICE

ORIGIN ID:CCRA (916) 719-5022  
 PATRICIA FLANDERS  
 US ARMY CORPS OF ENGINEERS  
 1325 J ST

SACRAMENTO, CA 95814  
 UNITED STATES US

SHIP DATE: 23 JUN 20  
 ACTWGT: 66.00 LB  
 CAD: 6987009/95F021.0  
 DIMS: 24x13x14 IN


BILL RECIPIENT

TO **STEPH ALLEN**  
**RTI LABORATORIES**  
**31628 GLENDALE ST**

**A MI 48150**

X 214 REF

DEPT:



**FedEx**  
 Express



TRK# 8153 6946 3310  
 0215

**WED - 24 JUN 10:30A**  
**PRIORITY OVERNIGHT**

**NL CFAA**

**DSR**  
**48150**  
 MI-US DTW








**RTI LABORATORIES, INC.**

RTI Laboratories  
31628 Glendale St.  
Livonia, MI 48150  
TEL: (734) 422-8000  
Website: www.rtilab.com

## Sample Receipt Checklist

Client Name:	USA17	Work Order Number:	2006481
RCPNo:	1	Date and Time Received:	6/24/2020 9:49:00 AM
		Received by:	
Completed By:		Reviewed By:	
Completed Date:	6/25/2020 9:40:36 AM	Reviewed Date:	7/6/2020 11:26 AM

**Carrier Name: FedEx**

- |  |  |  |   |
|--|--|--|---|
| 1. Chain of custody present?                               | Yes <input checked="" type="checkbox"/>      | No <input type="checkbox"/>            |   |
| 2. Chain of custody signed when relinquished and received? | Yes <input checked="" type="checkbox"/>      | No <input type="checkbox"/>            |   |
| 3. Chain of custody agrees with sample labels?             | Yes <input checked="" type="checkbox"/>      | No <input type="checkbox"/>            | Not Present <input type="checkbox"/>            |
| 4. Are matrices correctly identified on Chain of custody?  | Yes <input checked="" type="checkbox"/>      | No <input type="checkbox"/>            |   |
| 5. Is it clear what analyses were requested?               | Yes <input checked="" type="checkbox"/>      | No <input type="checkbox"/>            |   |
| 6. Custody seals intact on sample bottles?                 | Yes <input type="checkbox"/>                 | No <input type="checkbox"/>            | Not Present <input checked="" type="checkbox"/> |
| 7. Samples in proper container/bottle?                     | Yes <input checked="" type="checkbox"/>      | No <input type="checkbox"/>            |   |
| 8. Were correct preservatives used and noted?              | Yes <input checked="" type="checkbox"/>      | No <input type="checkbox"/>            | NA <input type="checkbox"/>                     |
| 9. Sample containers intact?                               | Yes <input checked="" type="checkbox"/>      | No <input type="checkbox"/>            |   |
| 10. Sufficient sample volume for indicated test?           | Yes <input checked="" type="checkbox"/>      | No <input type="checkbox"/>            |   |
| 11. Were container labels complete (ID, Pres, Date)?       | Yes <input checked="" type="checkbox"/>      | No <input type="checkbox"/>            |   |
| 12. All samples received within holding time?              | Yes <input checked="" type="checkbox"/>      | No <input type="checkbox"/>            |   |
| 13. Was an attempt made to cool the samples?               | Yes <input checked="" type="checkbox"/>      | No <input type="checkbox"/>            | NA <input type="checkbox"/>                     |
| 14. All samples received at a temp. of > 0° C to 6.0° C?   | Yes <input checked="" type="checkbox"/>      | No <input type="checkbox"/>            | NA <input type="checkbox"/>                     |
| 15. Sample Temp. taken and recorded upon receipt?          | Yes <input type="checkbox"/>                 | No <input checked="" type="checkbox"/> | 1.8 To °C                                       |
| 16. Water - Were bubbles absent in VOC vials?              | Yes <input type="checkbox"/>                 | No <input type="checkbox"/>            | No Vials <input checked="" type="checkbox"/>    |
| 17. Water - Was there Chlorine Present?                    | Yes <input type="checkbox"/>                 | No <input type="checkbox"/>            | NA <input checked="" type="checkbox"/>          |
| 18. Water - pH acceptable upon receipt?                    | Yes <input type="checkbox"/>                 | No <input type="checkbox"/>            | No Water <input checked="" type="checkbox"/>    |
| 19. Are Samples considered acceptable?                     | Yes <input checked="" type="checkbox"/>      | No <input type="checkbox"/>            |   |
| 20. Custody Seals present?                                 | Yes <input checked="" type="checkbox"/>      | No <input type="checkbox"/>            |   |
| 21. Traffic Report or Packing Lists present?               | Yes <input type="checkbox"/>                 | No <input checked="" type="checkbox"/> |   |
| 22. Airbill or Sticker?                                    | Air Bill <input checked="" type="checkbox"/> | Sticker <input type="checkbox"/>       | Not Present <input type="checkbox"/>            |
| 23. Airbill No:  | 815369463300                                 |  |   |
| 24. Sample Tags Present?                                   | Yes <input type="checkbox"/>                 | No <input checked="" type="checkbox"/> |   |
| 25. Sample Tags Listed on COC?                             | Yes <input type="checkbox"/>                 | No <input checked="" type="checkbox"/> |   |
| 26. Tag Numbers:   |  |  |   |
| 27. Sample Condition?                                      | Intact <input checked="" type="checkbox"/>   | Broken <input type="checkbox"/>        | Leaking <input type="checkbox"/>                |
| 28. Response when temperature is outside of range:         |  |  |   |
| 29. Preservative added to bottles:                         | MeOH   |  |   |

Case Number:

SDG:

SAS:

Adjusted? \_\_\_\_\_

Checked by \_\_\_\_\_

Any No and/or NA (not applicable) response must be detailed in the comments section below.

Client Name: <b>USA17</b>	Work Order Number: <b>2006481</b>
Comment: 25 soil samples: Weighed out & preserved in MeOH vial for GRO analysis on 6/24/2020. AF	
Client Contacted: Yes <input type="checkbox"/> No <input checked="" type="checkbox"/> NA <input type="checkbox"/>	Person Contacted: <input type="checkbox"/>
Contact Mode: Phone <input type="checkbox"/> Fax: <input type="checkbox"/> Email: <input type="checkbox"/> In Person: <input type="checkbox"/>	
Date Contacted:	Contacted By:
Regarding:	
Client Instructions:	
CorrectiveAction:	

Cooler No	Temp °C	Condition	Seal Intact	Seal No	Seal Date	Signed By
PR2010-R	1.8	Good	Yes		6/23/2020 12:00:00 AM	Patricia Flanders

SampleID	ContainerID	Type	Vacuum Read (inch Hg)	Orig pH	Adj pH	Req Min pH	Req Max pH
2006481-001A	Cont-01 of 01	Bottle					
2006481-001B	Cont-01 of 01	Bottle					
2006481-002A	Cont-01 of 01	Bottle					
2006481-002B	Cont-01 of 01	Bottle					
2006481-003A	Cont-01 of 01	Bottle					
2006481-003B	Cont-01 of 01	Bottle					
2006481-004A	Cont-01 of 01	Bottle					
2006481-004B	Cont-01 of 01	Bottle					
2006481-005A	Cont-01 of 01	Bottle					
2006481-005B	Cont-01 of 01	Bottle					
2006481-006A	Cont-01 of 01	Bottle					
2006481-006B	Cont-01 of 01	Bottle					
2006481-007A	Cont-01 of 01	Bottle					
2006481-007B	Cont-01 of 01	Bottle					
2006481-008A	Cont-01 of 01	Bottle					
2006481-008B	Cont-01 of 01	Bottle					
2006481-009A	Cont-01 of 01	Bottle					
2006481-009B	Cont-01 of 01	Bottle					
2006481-010A	Cont-01 of 01	Bottle					
2006481-010B	Cont-01 of 01	Bottle					
2006481-011A	Cont-01 of 01	Bottle					
2006481-011B	Cont-01 of 01	Bottle					
2006481-012A	Cont-01 of 01	Bottle					
2006481-012B	Cont-01 of 01	Bottle					
2006481-013A	Cont-01 of 01	Bottle					
2006481-013B	Cont-01 of 01	Bottle					
2006481-014A	Cont-01 of 01	Bottle					
2006481-014B	Cont-01 of 01	Bottle					
2006481-015A	Cont-01 of 01	Bottle					

2006481-015B	Cont-01 of 01	Bottle					
2006481-016A	Cont-01 of 01	Bottle					
2006481-016B	Cont-01 of 01	Bottle					
2006481-017A	Cont-01 of 01	Bottle					
2006481-017B	Cont-01 of 01	Bottle					
2006481-018A	Cont-01 of 01	Bottle					
2006481-018B	Cont-01 of 01	Bottle					
2006481-019A	Cont-01 of 01	Bottle					
2006481-019B	Cont-01 of 01	Bottle					
2006481-020A	Cont-01 of 01	Bottle					
2006481-020B	Cont-01 of 01	Bottle					
2006481-021A	Cont-01 of 01	Bottle					
2006481-021B	Cont-01 of 01	Bottle					
2006481-022A	Cont-01 of 01	Bottle					
2006481-022B	Cont-01 of 01	Bottle					
2006481-023A	Cont-01 of 01	Bottle					
2006481-023B	Cont-01 of 01	Bottle					
2006481-024A	Cont-01 of 01	Bottle					
2006481-024B	Cont-01 of 01	Bottle					
2006481-025A	Cont-01 of 01	Bottle					
2006481-025B	Cont-01 of 01	Bottle					

# RTI Laboratories, Inc. - Workorder Sample Summary

WO#: 2006481

Revision v1

**Client:** USACE Sacramento District  
**Project:** Travis AFB Runway 21R/03L

Lab Sample ID	Client Sample ID	Tag No	Date Collected	Date Received	Matrix
2006481-001A	TAFBS-S-50		6/23/2020 8:24 AM	6/24/2020 9:49 AM	Soil
2006481-001B	TAFBS-S-50		6/23/2020 8:24 AM	6/24/2020 9:49 AM	Soil
2006481-002A	TAFBS-S-49		6/23/2020 8:29 AM	6/24/2020 9:49 AM	Soil
2006481-002B	TAFBS-S-49		6/23/2020 8:29 AM	6/24/2020 9:49 AM	Soil
2006481-003A	TAFBS-S-48		6/23/2020 8:36 AM	6/24/2020 9:49 AM	Soil
2006481-003B	TAFBS-S-48		6/23/2020 8:36 AM	6/24/2020 9:49 AM	Soil
2006481-004A	TAFBS-S-47		6/23/2020 8:42 AM	6/24/2020 9:49 AM	Soil
2006481-004B	TAFBS-S-47		6/23/2020 8:42 AM	6/24/2020 9:49 AM	Soil
2006481-005A	TAFBS-S-46		6/23/2020 8:47 AM	6/24/2020 9:49 AM	Soil
2006481-005B	TAFBS-S-46		6/23/2020 8:47 AM	6/24/2020 9:49 AM	Soil
2006481-006A	TAFBS-S-45		6/23/2020 8:52 AM	6/24/2020 9:49 AM	Soil
2006481-006B	TAFBS-S-45		6/23/2020 8:52 AM	6/24/2020 9:49 AM	Soil
2006481-007A	TAFBS-S-44		6/23/2020 8:59 AM	6/24/2020 9:49 AM	Soil
2006481-007B	TAFBS-S-44		6/23/2020 8:59 AM	6/24/2020 9:49 AM	Soil
2006481-008A	TAFBS-S-43		6/23/2020 9:06 AM	6/24/2020 9:49 AM	Soil
2006481-008B	TAFBS-S-43		6/23/2020 9:06 AM	6/24/2020 9:49 AM	Soil
2006481-009A	TAFBS-S-42		6/23/2020 9:11 AM	6/24/2020 9:49 AM	Soil
2006481-009B	TAFBS-S-42		6/23/2020 9:11 AM	6/24/2020 9:49 AM	Soil
2006481-010A	TAFBS-S-41		6/23/2020 9:19 AM	6/24/2020 9:49 AM	Soil
2006481-010B	TAFBS-S-41		6/23/2020 9:19 AM	6/24/2020 9:49 AM	Soil
2006481-011A	TAFBS-S-40		6/23/2020 9:25 AM	6/24/2020 9:49 AM	Soil
2006481-011B	TAFBS-S-40		6/23/2020 9:25 AM	6/24/2020 9:49 AM	Soil
2006481-012A	TAFBS-S-39		6/23/2020 9:35 AM	6/24/2020 9:49 AM	Soil
2006481-012B	TAFBS-S-39		6/23/2020 9:35 AM	6/24/2020 9:49 AM	Soil
2006481-013A	TAFBS-S-38		6/23/2020 9:42 AM	6/24/2020 9:49 AM	Soil
2006481-013B	TAFBS-S-38		6/23/2020 9:42 AM	6/24/2020 9:49 AM	Soil
2006481-014A	TAFBS-S-37		6/23/2020 9:49 AM	6/24/2020 9:49 AM	Soil
2006481-014B	TAFBS-S-37		6/23/2020 9:49 AM	6/24/2020 9:49 AM	Soil
2006481-015A	TAFBS-S-36		6/23/2020 9:55 AM	6/24/2020 9:49 AM	Soil
2006481-015B	TAFBS-S-36		6/23/2020 9:55 AM	6/24/2020 9:49 AM	Soil
2006481-016A	TAFBS-S-35		6/23/2020 10:03 AM	6/24/2020 9:49 AM	Soil
2006481-016B	TAFBS-S-35		6/23/2020 10:03 AM	6/24/2020 9:49 AM	Soil
2006481-017A	TAFBS-S-34		6/23/2020 11:29 AM	6/24/2020 9:49 AM	Soil
2006481-017B	TAFBS-S-34		6/23/2020 11:29 AM	6/24/2020 9:49 AM	Soil
2006481-018A	TAFBS-S-33		6/23/2020 11:37 AM	6/24/2020 9:49 AM	Soil
2006481-018B	TAFBS-S-33		6/23/2020 11:37 AM	6/24/2020 9:49 AM	Soil
2006481-019A	TAFBS-S-32		6/23/2020 11:46 AM	6/24/2020 9:49 AM	Soil
2006481-019B	TAFBS-S-32		6/23/2020 11:46 AM	6/24/2020 9:49 AM	Soil
2006481-020A	TAFBS-S-31		6/23/2020 11:54 AM	6/24/2020 9:49 AM	Soil
2006481-020B	TAFBS-S-31		6/23/2020 11:54 AM	6/24/2020 9:49 AM	Soil
2006481-021A	TAFBS-S-30		6/23/2020 12:04 PM	6/24/2020 9:49 AM	Soil
2006481-021B	TAFBS-S-30		6/23/2020 12:04 PM	6/24/2020 9:49 AM	Soil
2006481-022A	TAFBS-S-29		6/23/2020 12:10 PM	6/24/2020 9:49 AM	Soil
2006481-022B	TAFBS-S-29		6/23/2020 12:10 PM	6/24/2020 9:49 AM	Soil
2006481-023A	TAFBS-S-28		6/23/2020 12:20 PM	6/24/2020 9:49 AM	Soil

# RTI Laboratories, Inc. - Workorder Sample Summary

WO#: 2006481

Revision v1

**Client:** USACE Sacramento District  
**Project:** Travis AFB Runway 21R/03L

Lab Sample ID	Client Sample ID	Tag No	Date Collected	Date Received	Matrix
2006481-023B	TAFBS-S-28		6/23/2020 12:20 PM	6/24/2020 9:49 AM	Soil
2006481-024A	TAFBS-S-27		6/23/2020 12:29 PM	6/24/2020 9:49 AM	Soil
2006481-024B	TAFBS-S-27		6/23/2020 12:29 PM	6/24/2020 9:49 AM	Soil
2006481-025A	TAFBS-S-26		6/23/2020 12:43 PM	6/24/2020 9:49 AM	Soil
2006481-025B	TAFBS-S-26		6/23/2020 12:43 PM	6/24/2020 9:49 AM	Soil
2006481-026A	TB0610200921		6/23/2020 12:00 AM	6/24/2020 9:49 AM	Water

**Client:** USACE Sacramento District  
**Project:** Travis AFB Runway 21R/03L

Sample ID	Client Sample ID	Collection Date	Matrix	Test Name	Leachate Date	Prep Date	Analysis Date
2006481-001A	TAFBS-S-50	6/23/2020 8:24 AM	Soil	SW_6020S-Metals, ICP/MS		7/15/2020 8:51 AM	7/16/2020 6:50 PM
				PMOIST-Percent Moisture		7/6/2020 12:16 PM	7/6/2020 12:16 PM
				SW_8015S-DRO-Petroleum Hydrocarbons		7/2/2020 2:40 PM	7/9/2020 11:26 PM
2006481-001B	TAFBS-S-50	6/23/2020 8:24 AM	Soil	SW_8015S-GRO-Nonhalogenated Organics, GC/FID		7/20/2020 7:12 PM	7/20/2020 7:12 PM
2006481-002A	TAFBS-S-49	6/23/2020 8:29 AM	Soil	SW_6020S-Metals, ICP/MS		7/15/2020 8:51 AM	7/16/2020 6:51 PM
				PMOIST-Percent Moisture		7/6/2020 12:16 PM	7/6/2020 12:16 PM
				SW_8015S-DRO-Petroleum Hydrocarbons		7/2/2020 2:40 PM	7/9/2020 11:53 PM
2006481-002B	TAFBS-S-49	6/23/2020 8:29 AM	Soil	SW_8015S-GRO-Nonhalogenated Organics, GC/FID		7/20/2020 7:42 PM	7/20/2020 7:42 PM
2006481-003A	TAFBS-S-48	6/23/2020 8:36 AM	Soil	SW_6020S-Metals, ICP/MS		7/15/2020 8:51 AM	7/16/2020 6:51 PM
				PMOIST-Percent Moisture		7/6/2020 12:16 PM	7/6/2020 12:16 PM
				SW_8015S-DRO-Petroleum Hydrocarbons		7/2/2020 2:40 PM	7/10/2020 12:21 AM
2006481-003B	TAFBS-S-48	6/23/2020 8:36 AM	Soil	SW_8015S-GRO-Nonhalogenated Organics, GC/FID		7/20/2020 8:11 PM	7/20/2020 8:11 PM
2006481-004A	TAFBS-S-47	6/23/2020 8:42 AM	Soil	SW_6020S-Metals, ICP/MS		7/15/2020 8:51 AM	7/16/2020 6:52 PM
				PMOIST-Percent Moisture		7/6/2020 12:16 PM	7/6/2020 12:16 PM
				SW_8015S-DRO-Petroleum Hydrocarbons		7/2/2020 2:40 PM	7/10/2020 12:48 AM
2006481-004B	TAFBS-S-47	6/23/2020 8:42 AM	Soil	SW_8015S-GRO-Nonhalogenated Organics, GC/FID		7/20/2020 8:41 PM	7/20/2020 8:41 PM
2006481-005A	TAFBS-S-46	6/23/2020 8:47 AM	Soil	SW_6020S-Metals, ICP/MS		7/15/2020 8:51 AM	7/16/2020 6:53 PM
				PMOIST-Percent Moisture		7/6/2020 12:16 PM	7/6/2020 12:16 PM
				SW_8015S-DRO-Petroleum Hydrocarbons		7/2/2020 2:40 PM	7/10/2020 1:16 AM

## RTI Laboratories, Inc. - DATES REPORT

WO#: 2006481

Revision v1

**Client:** USACE Sacramento District  
**Project:** Travis AFB Runway 21R/03L

Sample ID	Client Sample ID	Collection Date	Matrix	Test Name	Leachate Date	Prep Date	Analysis Date
2006481-005B	TAFBS-S-46	6/23/2020 8:47 AM	Soil	SW_8015S-GRO-Nonhalogenated Organics, GC/FID		7/20/2020 9:11 PM	7/20/2020 9:11 PM
2006481-006A	TAFBS-S-45	6/23/2020 8:52 AM	Soil	SW_6020S-Metals, ICP/MS		7/15/2020 8:51 AM	7/16/2020 6:54 PM
				PMOIST-Percent Moisture		7/6/2020 12:16 PM	7/6/2020 12:16 PM
				SW_8015S-DRO-Petroleum Hydrocarbons		7/2/2020 2:40 PM	7/10/2020 1:43 AM
2006481-006B	TAFBS-S-45	6/23/2020 8:52 AM	Soil	SW_8015S-GRO-Nonhalogenated Organics, GC/FID		7/20/2020 9:41 PM	7/20/2020 9:41 PM
2006481-007A	TAFBS-S-44	6/23/2020 8:59 AM	Soil	SW_6020S-Metals, ICP/MS		7/16/2020 7:58 AM	7/16/2020 7:13 PM
				PMOIST-Percent Moisture		7/6/2020 12:16 PM	7/6/2020 12:16 PM
				SW_8015S-DRO-Petroleum Hydrocarbons		7/6/2020 4:27 PM	7/11/2020 3:37 AM
2006481-007B	TAFBS-S-44	6/23/2020 8:59 AM	Soil	SW_8015S-GRO-Nonhalogenated Organics, GC/FID		7/20/2020 10:11 PM	7/20/2020 10:11 PM
2006481-008A	TAFBS-S-43	6/23/2020 9:06 AM	Soil	SW_6020S-Metals, ICP/MS		7/16/2020 7:58 AM	7/16/2020 7:14 PM
				PMOIST-Percent Moisture		7/6/2020 12:16 PM	7/6/2020 12:16 PM
				SW_8015S-DRO-Petroleum Hydrocarbons		7/6/2020 4:27 PM	7/10/2020 4:36 PM
2006481-008B	TAFBS-S-43	6/23/2020 9:06 AM	Soil	SW_8015S-GRO-Nonhalogenated Organics, GC/FID		7/20/2020 10:41 PM	7/20/2020 10:41 PM
2006481-009A	TAFBS-S-42	6/23/2020 9:11 AM	Soil	SW_6020S-Metals, ICP/MS		7/16/2020 7:58 AM	7/16/2020 7:15 PM
				PMOIST-Percent Moisture		7/6/2020 12:16 PM	7/6/2020 12:16 PM
				SW_8015S-DRO-Petroleum Hydrocarbons		7/6/2020 4:27 PM	7/10/2020 5:04 PM
2006481-009B	TAFBS-S-42	6/23/2020 9:11 AM	Soil	SW_8015S-GRO-Nonhalogenated Organics, GC/FID		7/20/2020 11:11 PM	7/20/2020 11:11 PM
2006481-010A	TAFBS-S-41	6/23/2020 9:19 AM	Soil	SW_6020S-Metals, ICP/MS		7/16/2020 7:58 AM	7/16/2020 7:16 PM
				PMOIST-Percent Moisture		7/6/2020 12:16 PM	7/6/2020 12:16 PM

Appendix E

1371

**Client:** USACE Sacramento District  
**Project:** Travis AFB Runway 21R/03L

Sample ID	Client Sample ID	Collection Date	Matrix	Test Name	Leachate Date	Prep Date	Analysis Date
2006481-010A	TAFBS-S-41	6/23/2020 9:19 AM	Soil	SW_8015S-DRO-Petroleum Hydrocarbons		7/6/2020 4:27 PM	7/10/2020 5:31 PM
2006481-010B	TAFBS-S-41	6/23/2020 9:19 AM	Soil	SW_8015S-GRO-Nonhalogenated Organics, GC/FID		7/20/2020 11:41 PM	7/20/2020 11:41 PM
2006481-011A	TAFBS-S-40	6/23/2020 9:25 AM	Soil	SW_6020S-Metals, ICP/MS		7/16/2020 7:58 AM	7/16/2020 7:17 PM
				PMOIST-Percent Moisture		7/6/2020 12:16 PM	7/6/2020 12:16 PM
				SW_8015S-DRO-Petroleum Hydrocarbons		7/6/2020 4:27 PM	7/10/2020 5:59 PM
2006481-011B	TAFBS-S-40	6/23/2020 9:25 AM	Soil	SW_8015S-GRO-Nonhalogenated Organics, GC/FID		7/21/2020 12:10 AM	7/21/2020 12:10 AM
2006481-012A	TAFBS-S-39	6/23/2020 9:35 AM	Soil	SW_6020S-Metals, ICP/MS		7/16/2020 7:58 AM	7/16/2020 7:18 PM
				PMOIST-Percent Moisture		7/6/2020 12:16 PM	7/6/2020 12:16 PM
				SW_8015S-DRO-Petroleum Hydrocarbons		7/6/2020 4:27 PM	7/10/2020 6:27 PM
2006481-012B	TAFBS-S-39	6/23/2020 9:35 AM	Soil	SW_8015S-GRO-Nonhalogenated Organics, GC/FID		7/21/2020 12:40 AM	7/21/2020 12:40 AM
2006481-013A	TAFBS-S-38	6/23/2020 9:42 AM	Soil	SW_6020S-Metals, ICP/MS		7/16/2020 7:58 AM	7/16/2020 7:19 PM
				PMOIST-Percent Moisture		7/6/2020 12:16 PM	7/6/2020 12:16 PM
				SW_8015S-DRO-Petroleum Hydrocarbons		7/6/2020 4:27 PM	7/10/2020 6:54 PM
2006481-013B	TAFBS-S-38	6/23/2020 9:42 AM	Soil	SW_8015S-GRO-Nonhalogenated Organics, GC/FID		7/21/2020 1:11 AM	7/21/2020 1:11 AM
2006481-014A	TAFBS-S-37	6/23/2020 9:49 AM	Soil	SW_6020S-Metals, ICP/MS		7/16/2020 7:58 AM	7/16/2020 7:20 PM
				PMOIST-Percent Moisture		7/6/2020 12:16 PM	7/6/2020 12:16 PM
				SW_8015S-DRO-Petroleum Hydrocarbons		7/6/2020 4:27 PM	7/10/2020 7:22 PM
2006481-014B	TAFBS-S-37	6/23/2020 9:49 AM	Soil	SW_8015S-GRO-Nonhalogenated Organics, GC/FID		7/21/2020 1:40 AM	7/21/2020 1:40 AM



**Client:** USACE Sacramento District  
**Project:** Travis AFB Runway 21R/03L

Sample ID	Client Sample ID	Collection Date	Matrix	Test Name	Leachate Date	Prep Date	Analysis Date
2006481-015A	TAFBS-S-36	6/23/2020 9:55 AM	Soil	SW_6020S-Metals, ICP/MS		7/16/2020 7:58 AM	7/16/2020 7:20 PM
				PMOIST-Percent Moisture		7/6/2020 12:16 PM	7/6/2020 12:16 PM
				SW_8015S-DRO-Petroleum Hydrocarbons		7/6/2020 4:27 PM	7/10/2020 7:49 PM
2006481-015B	TAFBS-S-36	6/23/2020 9:55 AM	Soil	SW_8015S-GRO-Nonhalogenated Organics, GC/FID		7/21/2020 6:40 AM	7/21/2020 6:40 AM
2006481-016A	TAFBS-S-35	6/23/2020 10:03 AM	Soil	SW_6020S-Metals, ICP/MS		7/16/2020 7:58 AM	7/16/2020 7:27 PM
				PMOIST-Percent Moisture		7/6/2020 12:16 PM	7/6/2020 12:16 PM
				SW_8015S-DRO-Petroleum Hydrocarbons		7/6/2020 4:27 PM	7/10/2020 8:17 PM
2006481-016B	TAFBS-S-35	6/23/2020 10:03 AM	Soil	SW_8015S-GRO-Nonhalogenated Organics, GC/FID		7/21/2020 7:10 AM	7/21/2020 7:10 AM
2006481-017A	TAFBS-S-34	6/23/2020 11:29 AM	Soil	SW_6020S-Metals, ICP/MS		7/16/2020 7:58 AM	7/16/2020 7:27 PM
				PMOIST-Percent Moisture		7/2/2020 7:30 AM	7/2/2020 7:30 AM
				SW_8015S-DRO-Petroleum Hydrocarbons		7/6/2020 4:27 PM	7/10/2020 8:45 PM
2006481-017B	TAFBS-S-34	6/23/2020 11:29 AM	Soil	SW_8015S-GRO-Nonhalogenated Organics, GC/FID		7/21/2020 7:40 AM	7/21/2020 7:40 AM
2006481-018A	TAFBS-S-33	6/23/2020 11:37 AM	Soil	SW_6020S-Metals, ICP/MS		7/16/2020 7:58 AM	7/16/2020 7:28 PM
				PMOIST-Percent Moisture		7/2/2020 7:30 AM	7/2/2020 7:30 AM
				SW_8015S-DRO-Petroleum Hydrocarbons		7/6/2020 4:27 PM	7/10/2020 10:35 PM
				SW_8015S-DRO-Petroleum Hydrocarbons		7/6/2020 4:27 PM	7/15/2020 7:59 PM
				SW_8015S-DRO-Petroleum Hydrocarbons		7/21/2020 3:56 PM	7/28/2020 8:23 AM
2006481-018B	TAFBS-S-33	6/23/2020 11:37 AM	Soil	SW_8015S-GRO-Nonhalogenated Organics, GC/FID		7/21/2020 8:10 AM	7/21/2020 8:10 AM
2006481-019A	TAFBS-S-32	6/23/2020 11:46 AM	Soil	SW_6020S-Metals, ICP/MS		7/16/2020 7:58 AM	7/16/2020 7:29 PM
				PMOIST-Percent Moisture		7/2/2020 7:30 AM	7/2/2020 7:30 AM

**Client:** USACE Sacramento District  
**Project:** Travis AFB Runway 21R/03L

Sample ID	Client Sample ID	Collection Date	Matrix	Test Name	Leachate Date	Prep Date	Analysis Date
2006481-019A	TAFBS-S-32	6/23/2020 11:46 AM	Soil	SW_8015S-DRO-Petroleum Hydrocarbons		7/6/2020 4:27 PM	7/10/2020 11:02 PM
2006481-019B	TAFBS-S-32	6/23/2020 11:46 AM	Soil	SW_8015S-GRO-Nonhalogenated Organics, GC/FID		7/21/2020 8:40 AM	7/21/2020 8:40 AM
2006481-020A	TAFBS-S-31	6/23/2020 11:54 AM	Soil	SW_6020S-Metals, ICP/MS		7/16/2020 7:58 AM	7/16/2020 7:30 PM
				PMOIST-Percent Moisture		7/2/2020 7:30 AM	7/2/2020 7:30 AM
				SW_8015S-DRO-Petroleum Hydrocarbons		7/6/2020 4:27 PM	7/10/2020 11:30 PM
2006481-020B	TAFBS-S-31	6/23/2020 11:54 AM	Soil	SW_8015S-GRO-Nonhalogenated Organics, GC/FID		7/21/2020 9:10 AM	7/21/2020 9:10 AM
2006481-021A	TAFBS-S-30	6/23/2020 12:04 PM	Soil	SW_6020S-Metals, ICP/MS		7/16/2020 7:58 AM	7/16/2020 7:31 PM
				PMOIST-Percent Moisture		7/2/2020 7:30 AM	7/2/2020 7:30 AM
				SW_8015S-DRO-Petroleum Hydrocarbons		7/6/2020 4:27 PM	7/10/2020 11:57 PM
2006481-021B	TAFBS-S-30	6/23/2020 12:04 PM	Soil	SW_8015S-GRO-Nonhalogenated Organics, GC/FID		7/21/2020 9:40 AM	7/21/2020 9:40 AM
2006481-022A	TAFBS-S-29	6/23/2020 12:10 PM	Soil	SW_6020S-Metals, ICP/MS		7/16/2020 7:58 AM	7/16/2020 7:32 PM
				PMOIST-Percent Moisture		7/2/2020 7:30 AM	7/2/2020 7:30 AM
				SW_8015S-DRO-Petroleum Hydrocarbons		7/6/2020 4:27 PM	7/11/2020 12:25 AM
2006481-022B	TAFBS-S-29	6/23/2020 12:10 PM	Soil	SW_8015S-GRO-Nonhalogenated Organics, GC/FID		7/21/2020 10:11 AM	7/21/2020 10:11 AM
2006481-023A	TAFBS-S-28	6/23/2020 12:20 PM	Soil	SW_6020S-Metals, ICP/MS		7/16/2020 7:58 AM	7/16/2020 7:33 PM
				PMOIST-Percent Moisture		7/2/2020 7:30 AM	7/2/2020 7:30 AM
				SW_8015S-DRO-Petroleum Hydrocarbons		7/6/2020 4:27 PM	7/11/2020 12:52 AM
2006481-023B	TAFBS-S-28	6/23/2020 12:20 PM	Soil	SW_8015S-GRO-Nonhalogenated Organics, GC/FID		7/21/2020 10:41 AM	7/21/2020 10:41 AM

**Client:** USACE Sacramento District**Project:** Travis AFB Runway 21R/03L

Sample ID	Client Sample ID	Collection Date	Matrix	Test Name	Leachate Date	Prep Date	Analysis Date
2006481-024A	TAFBS-S-27	6/23/2020 12:29 PM	Soil	SW_6020S-Metals, ICP/MS		7/16/2020 7:58 AM	7/16/2020 7:34 PM
				PMOIST-Percent Moisture		7/2/2020 7:30 AM	7/2/2020 7:30 AM
				SW_8015S-DRO-Petroleum Hydrocarbons		7/6/2020 4:27 PM	7/11/2020 1:20 AM
2006481-024B	TAFBS-S-27	6/23/2020 12:29 PM	Soil	SW_8015S-GRO-Nonhalogenated Organics, GC/FID		7/21/2020 11:10 AM	7/21/2020 11:10 AM
2006481-025A	TAFBS-S-26	6/23/2020 12:43 PM	Soil	SW_6020S-Metals, ICP/MS		7/16/2020 7:58 AM	7/16/2020 7:34 PM
				PMOIST-Percent Moisture		7/2/2020 7:30 AM	7/2/2020 7:30 AM
				SW_8015S-DRO-Petroleum Hydrocarbons		7/6/2020 4:27 PM	7/11/2020 1:47 AM
2006481-025B	TAFBS-S-26	6/23/2020 12:43 PM	Soil	SW_8015S-GRO-Nonhalogenated Organics, GC/FID		7/21/2020 11:40 AM	7/21/2020 11:40 AM

<b>Client:</b>	USACE Sacramento District	<b>Collection Date:</b>	6/23/2020 8:24:00 AM
<b>Project:</b>	Travis AFB Runway 21R/03L		
<b>Lab ID:</b>	2006481-001	<b>Matrix:</b>	Soil
<b>Client Sample ID:</b>	TAFBS-S-50		

Analysis	Result	Qual	DL	LOD	LOQ	Units	DF	Date Analyzed
<b>Petroleum Hydrocarbons</b>			<b>Method: SW8015D</b>			<b>SW3550C</b>	<b>Analyst: DS</b>	
Diesel Range Organics C10-C28	720	UQ	660	720	1800	µg/Kg-dry	1	7/9/2020 11:26 PM
Surr: n-Eicosane	115			60-130		%Rec	1	7/9/2020 11:26 PM
Surr: Squalene	128			60-130		%Rec	1	7/9/2020 11:26 PM
<b>Metals, ICP/MS</b>			<b>Method: SW6020B</b>			<b>SW3050B</b>	<b>Analyst: AYA</b>	
Lead	11000		59	95	190	µg/Kg-dry	10	7/16/2020 6:50 PM
<b>Nonhalogenated Organics, GC/FID</b>			<b>Method: SW8015D</b>				<b>Analyst: SM2</b>	
Gasoline Range Organics C6-C10	1500	UH	1200	1500	2300	µg/Kg-dry	54	7/20/2020 7:12 PM
Surr: 1,2-Dichlorobenzene-d4	89.5	H		70-130		%Rec	54	7/20/2020 7:12 PM
<b>Percent Moisture</b>			<b>Method: ASTM-D2216</b>				<b>Analyst: NVJ</b>	
Percent Moisture	8.0		1.0	1.0	1.0	wt%	1	7/6/2020 12:16 PM

<b>Client:</b>	USACE Sacramento District	<b>Collection Date:</b>	6/23/2020 8:29:00 AM
<b>Project:</b>	Travis AFB Runway 21R/03L		
<b>Lab ID:</b>	2006481-002	<b>Matrix:</b>	Soil
<b>Client Sample ID:</b>	TAFBS-S-49		

Analysis	Result	Qual	DL	LOD	LOQ	Units	DF	Date Analyzed
<b>Petroleum Hydrocarbons</b>			<b>Method: SW8015D</b>			<b>SW3550C</b>	<b>Analyst: DS</b>	
Diesel Range Organics C10-C28	710	UQ	640	710	1800	µg/Kg-dry	1	7/9/2020 11:53 PM
Surr: n-Eicosane	108			60-130		%Rec	1	7/9/2020 11:53 PM
Surr: Squalene	120			60-130		%Rec	1	7/9/2020 11:53 PM
<b>Metals, ICP/MS</b>			<b>Method: SW6020B</b>			<b>SW3050B</b>	<b>Analyst: AYA</b>	
Lead	12000		62	100	200	µg/Kg-dry	10	7/16/2020 6:51 PM
<b>Nonhalogenated Organics, GC/FID</b>			<b>Method: SW8015D</b>				<b>Analyst: SM2</b>	
Gasoline Range Organics C6-C10	1400	UH	1200	1400	2300	µg/Kg-dry	53	7/20/2020 7:42 PM
Surr: 1,2-Dichlorobenzene-d4	95.8	H		70-130		%Rec	53	7/20/2020 7:42 PM
<b>Percent Moisture</b>			<b>Method: ASTM-D2216</b>				<b>Analyst: NVJ</b>	
Percent Moisture	6.1		1.0	1.0	1.0	wt%	1	7/6/2020 12:16 PM

<b>Client:</b>	USACE Sacramento District	<b>Collection Date:</b>	6/23/2020 8:36:00 AM
<b>Project:</b>	Travis AFB Runway 21R/03L		
<b>Lab ID:</b>	2006481-003	<b>Matrix:</b>	Soil
<b>Client Sample ID:</b>	TAFBS-S-48		

Analysis	Result	Qual	DL	LOD	LOQ	Units	DF	Date Analyzed
<b>Petroleum Hydrocarbons</b>			<b>Method: SW8015D</b>			<b>SW3550C</b>	<b>Analyst: DS</b>	
Diesel Range Organics C10-C28	710	UQ	640	710	1800	µg/Kg-dry	1	7/10/2020 12:21 AM
Surr: n-Eicosane	115			60-130		%Rec	1	7/10/2020 12:21 AM
Surr: Squalene	123			60-130		%Rec	1	7/10/2020 12:21 AM
<b>Metals, ICP/MS</b>			<b>Method: SW6020B</b>			<b>SW3050B</b>	<b>Analyst: AYA</b>	
Lead	13000		64	100	210	µg/Kg-dry	10	7/16/2020 6:51 PM
<b>Nonhalogenated Organics, GC/FID</b>			<b>Method: SW8015D</b>				<b>Analyst: SM2</b>	
Gasoline Range Organics C6-C10	1400	UH	1200	1400	2300	µg/Kg-dry	53	7/20/2020 8:11 PM
Surr: 1,2-Dichlorobenzene-d4	92.3	H		70-130		%Rec	53	7/20/2020 8:11 PM
<b>Percent Moisture</b>			<b>Method: ASTM-D2216</b>				<b>Analyst: NVJ</b>	
Percent Moisture	5.9		1.0	1.0	1.0	wt%	1	7/6/2020 12:16 PM

<b>Client:</b>	USACE Sacramento District	<b>Collection Date:</b>	6/23/2020 8:42:00 AM
<b>Project:</b>	Travis AFB Runway 21R/03L		
<b>Lab ID:</b>	2006481-004	<b>Matrix:</b>	Soil
<b>Client Sample ID:</b>	TAFBS-S-47		

Analysis	Result	Qual	DL	LOD	LOQ	Units	DF	Date Analyzed
<b>Petroleum Hydrocarbons</b>			<b>Method: SW8015D</b>			<b>SW3550C</b>	<b>Analyst: DS</b>	
Diesel Range Organics C10-C28	700	UQ	640	700	1800	µg/Kg-dry	1	7/10/2020 12:48 AM
Surr: n-Eicosane	106			60-130		%Rec	1	7/10/2020 12:48 AM
Surr: Squalene	117			60-130		%Rec	1	7/10/2020 12:48 AM
<b>Metals, ICP/MS</b>			<b>Method: SW6020B</b>			<b>SW3050B</b>	<b>Analyst: AYA</b>	
Lead	15000		57	93	190	µg/Kg-dry	10	7/16/2020 6:52 PM
<b>Nonhalogenated Organics, GC/FID</b>			<b>Method: SW8015D</b>				<b>Analyst: SM2</b>	
Gasoline Range Organics C6-C10	1400	UH	1200	1400	2200	µg/Kg-dry	52.6	7/20/2020 8:41 PM
Surr: 1,2-Dichlorobenzene-d4	96.8	H		70-130		%Rec	52.6	7/20/2020 8:41 PM
<b>Percent Moisture</b>			<b>Method: ASTM-D2216</b>				<b>Analyst: NVJ</b>	
Percent Moisture	5.2		1.0	1.0	1.0	wt%	1	7/6/2020 12:16 PM

Revision v1

<b>Client:</b>	USACE Sacramento District	<b>Collection Date:</b>	6/23/2020 8:47:00 AM
<b>Project:</b>	Travis AFB Runway 21R/03L		
<b>Lab ID:</b>	2006481-005	<b>Matrix:</b>	Soil
<b>Client Sample ID:</b>	TAFBS-S-46		

Analysis	Result	Qual	DL	LOD	LOQ	Units	DF	Date Analyzed
<b>Petroleum Hydrocarbons</b>			<b>Method: SW8015D</b>			<b>SW3550C</b>	<b>Analyst: DS</b>	
Diesel Range Organics C10-C28	710	UQ	650	710	1800	µg/Kg-dry	1	7/10/2020 1:16 AM
Surr: n-Eicosane	115			60-130		%Rec	1	7/10/2020 1:16 AM
Surr: Squalene	124			60-130		%Rec	1	7/10/2020 1:16 AM
<b>Metals, ICP/MS</b>			<b>Method: SW6020B</b>			<b>SW3050B</b>	<b>Analyst: AYA</b>	
Lead	26000		65	100	210	µg/Kg-dry	10	7/16/2020 6:53 PM
<b>Nonhalogenated Organics, GC/FID</b>			<b>Method: SW8015D</b>				<b>Analyst: SM2</b>	
Gasoline Range Organics C6-C10	1400	UH	1200	1400	2300	µg/Kg-dry	53.1	7/20/2020 9:11 PM
Surr: 1,2-Dichlorobenzene-d4	94.7	H		70-130		%Rec	53.1	7/20/2020 9:11 PM
<b>Percent Moisture</b>			<b>Method: ASTM-D2216</b>				<b>Analyst: NVJ</b>	
Percent Moisture	6.2		1.0	1.0	1.0	wt%	1	7/6/2020 12:16 PM



Revision v1

<b>Client:</b>	USACE Sacramento District	<b>Collection Date:</b>	6/23/2020 8:52:00 AM
<b>Project:</b>	Travis AFB Runway 21R/03L		
<b>Lab ID:</b>	2006481-006	<b>Matrix:</b>	Soil
<b>Client Sample ID:</b>	TAFBS-S-45		

Analysis	Result	Qual	DL	LOD	LOQ	Units	DF	Date Analyzed
<b>Petroleum Hydrocarbons</b>			<b>Method: SW8015D</b>			<b>SW3550C</b>	<b>Analyst: DS</b>	
Diesel Range Organics C10-C28	690	UQ	630	690	1700	µg/Kg-dry	1	7/10/2020 1:43 AM
Surr: n-Eicosane	73.4			60-130		%Rec	1	7/10/2020 1:43 AM
Surr: Squalene	113			60-130		%Rec	1	7/10/2020 1:43 AM
<b>Metals, ICP/MS</b>			<b>Method: SW6020B</b>			<b>SW3050B</b>	<b>Analyst: AYA</b>	
Lead	76000		59	96	190	µg/Kg-dry	10	7/16/2020 6:54 PM
<b>Nonhalogenated Organics, GC/FID</b>			<b>Method: SW8015D</b>				<b>Analyst: SM2</b>	
Gasoline Range Organics C6-C10	1300	UH	1100	1300	2200	µg/Kg-dry	51.9	7/20/2020 9:41 PM
Surr: 1,2-Dichlorobenzene-d4	90.1	H		70-130		%Rec	51.9	7/20/2020 9:41 PM
<b>Percent Moisture</b>			<b>Method: ASTM-D2216</b>				<b>Analyst: NVJ</b>	
Percent Moisture	3.9		1.0	1.0	1.0	wt%	1	7/6/2020 12:16 PM

Revision v1

<b>Client:</b>	USACE Sacramento District	<b>Collection Date:</b>	6/23/2020 8:59:00 AM
<b>Project:</b>	Travis AFB Runway 21R/03L		
<b>Lab ID:</b>	2006481-007	<b>Matrix:</b>	Soil
<b>Client Sample ID:</b>	TAFBS-S-44		

Analysis	Result	Qual	DL	LOD	LOQ	Units	DF	Date Analyzed
<b>Petroleum Hydrocarbons</b>			<b>Method: SW8015D</b>		<b>SW3550C</b>		<b>Analyst: DS</b>	
Diesel Range Organics C10-C28	69000		3200	3500	8800	µg/Kg-dry	1	7/11/2020 3:37 AM
Surr: n-Eicosane	114			60-130		%Rec	1	7/11/2020 3:37 AM
Surr: Squalene	102			60-130		%Rec	1	7/11/2020 3:37 AM
<b>Metals, ICP/MS</b>			<b>Method: SW6020B</b>		<b>SW3050B</b>		<b>Analyst: AYA</b>	
Lead	150000		59	96	190	µg/Kg-dry	10	7/16/2020 7:13 PM
<b>Nonhalogenated Organics, GC/FID</b>			<b>Method: SW8015D</b>				<b>Analyst: SM2</b>	
Gasoline Range Organics C6-C10	1400	UH	1200	1400	2200	µg/Kg-dry	52.5	7/20/2020 10:11 PM
Surr: 1,2-Dichlorobenzene-d4	88.9	H		70-130		%Rec	52.5	7/20/2020 10:11 PM
<b>Percent Moisture</b>			<b>Method: ASTM-D2216</b>				<b>Analyst: NVJ</b>	
Percent Moisture	5.1		1.0	1.0	1.0	wt%	1	7/6/2020 12:16 PM

Revision v1

<b>Client:</b>	USACE Sacramento District	<b>Collection Date:</b>	6/23/2020 9:06:00 AM
<b>Project:</b>	Travis AFB Runway 21R/03L		
<b>Lab ID:</b>	2006481-008	<b>Matrix:</b>	Soil
<b>Client Sample ID:</b>	TAFBS-S-43		

Analysis	Result	Qual	DL	LOD	LOQ	Units	DF	Date Analyzed
<b>Petroleum Hydrocarbons</b>			<b>Method: SW8015D</b>			<b>SW3550C</b>	<b>Analyst: DS</b>	
Diesel Range Organics C10-C28	710	U	640	710	1800	µg/Kg-dry	1	7/10/2020 4:36 PM
Surr: n-Eicosane	119			60-130		%Rec	1	7/10/2020 4:36 PM
Surr: Squalene	113			60-130		%Rec	1	7/10/2020 4:36 PM
<b>Metals, ICP/MS</b>			<b>Method: SW6020B</b>			<b>SW3050B</b>	<b>Analyst: AYA</b>	
Lead	14000		61	99	200	µg/Kg-dry	10	7/16/2020 7:14 PM
<b>Nonhalogenated Organics, GC/FID</b>			<b>Method: SW8015D</b>				<b>Analyst: SM2</b>	
Gasoline Range Organics C6-C10	1400	UH	1200	1400	2300	µg/Kg-dry	53.2	7/20/2020 10:41 PM
Surr: 1,2-Dichlorobenzene-d4	93.5	H		70-130		%Rec	53.2	7/20/2020 10:41 PM
<b>Percent Moisture</b>			<b>Method: ASTM-D2216</b>				<b>Analyst: NVJ</b>	
Percent Moisture	6.3		1.0	1.0	1.0	wt%	1	7/6/2020 12:16 PM

<b>Client:</b>	USACE Sacramento District	<b>Collection Date:</b>	6/23/2020 9:11:00 AM
<b>Project:</b>	Travis AFB Runway 21R/03L		
<b>Lab ID:</b>	2006481-009	<b>Matrix:</b>	Soil
<b>Client Sample ID:</b>	TAFBS-S-42		

Analysis	Result	Qual	DL	LOD	LOQ	Units	DF	Date Analyzed
<b>Petroleum Hydrocarbons</b>			<b>Method: SW8015D</b>			<b>SW3550C</b>	<b>Analyst: DS</b>	
Diesel Range Organics C10-C28	720	U	650	720	1800	µg/Kg-dry	1	7/10/2020 5:04 PM
Surr: n-Eicosane	117			60-130		%Rec	1	7/10/2020 5:04 PM
Surr: Squalene	111			60-130		%Rec	1	7/10/2020 5:04 PM
<b>Metals, ICP/MS</b>			<b>Method: SW6020B</b>			<b>SW3050B</b>	<b>Analyst: AYA</b>	
Lead	26000		59	95	190	µg/Kg-dry	10	7/16/2020 7:15 PM
<b>Nonhalogenated Organics, GC/FID</b>			<b>Method: SW8015D</b>				<b>Analyst: SM2</b>	
Gasoline Range Organics C6-C10	1500	UH	1200	1500	2300	µg/Kg-dry	53.7	7/20/2020 11:11 PM
Surr: 1,2-Dichlorobenzene-d4	93.1	H		70-130		%Rec	53.7	7/20/2020 11:11 PM
<b>Percent Moisture</b>			<b>Method: ASTM-D2216</b>				<b>Analyst: NVJ</b>	
Percent Moisture	7.5		1.0	1.0	1.0	wt%	1	7/6/2020 12:16 PM

Revision v1

<b>Client:</b>	USACE Sacramento District	<b>Collection Date:</b>	6/23/2020 9:19:00 AM
<b>Project:</b>	Travis AFB Runway 21R/03L		
<b>Lab ID:</b>	2006481-010	<b>Matrix:</b>	Soil
<b>Client Sample ID:</b>	TAFBS-S-41		

Analysis	Result	Qual	DL	LOD	LOQ	Units	DF	Date Analyzed
<b>Petroleum Hydrocarbons</b>			<b>Method: SW8015D</b>			<b>SW3550C</b>	<b>Analyst: DS</b>	
Diesel Range Organics C10-C28	690	U	630	690	1700	µg/Kg-dry	1	7/10/2020 5:31 PM
Surr: n-Eicosane	106			60-130		%Rec	1	7/10/2020 5:31 PM
Surr: Squalene	99.1			60-130		%Rec	1	7/10/2020 5:31 PM
<b>Metals, ICP/MS</b>			<b>Method: SW6020B</b>			<b>SW3050B</b>	<b>Analyst: AYA</b>	
Lead	24000		57	93	190	µg/Kg-dry	10	7/16/2020 7:16 PM
<b>Nonhalogenated Organics, GC/FID</b>			<b>Method: SW8015D</b>				<b>Analyst: SM2</b>	
Gasoline Range Organics C6-C10	1300	UH	1100	1300	2200	µg/Kg-dry	51.9	7/20/2020 11:41 PM
Surr: 1,2-Dichlorobenzene-d4	99.6	H		70-130		%Rec	51.9	7/20/2020 11:41 PM
<b>Percent Moisture</b>			<b>Method: ASTM-D2216</b>				<b>Analyst: NVJ</b>	
Percent Moisture	3.8		1.0	1.0	1.0	wt%	1	7/6/2020 12:16 PM

Revision v1

<b>Client:</b>	USACE Sacramento District	<b>Collection Date:</b>	6/23/2020 9:25:00 AM
<b>Project:</b>	Travis AFB Runway 21R/03L		
<b>Lab ID:</b>	2006481-011	<b>Matrix:</b>	Soil
<b>Client Sample ID:</b>	TAFBS-S-40		

Analysis	Result	Qual	DL	LOD	LOQ	Units	DF	Date Analyzed
<b>Petroleum Hydrocarbons</b>			<b>Method: SW8015D</b>			<b>SW3550C</b>	<b>Analyst: DS</b>	
Diesel Range Organics C10-C28	700	U	630	700	1700	µg/Kg-dry	1	7/10/2020 5:59 PM
Surr: n-Eicosane	116			60-130		%Rec	1	7/10/2020 5:59 PM
Surr: Squalene	133	Q		60-130		%Rec	1	7/10/2020 5:59 PM
<b>Metals, ICP/MS</b>			<b>Method: SW6020B</b>			<b>SW3050B</b>	<b>Analyst: AYA</b>	
Lead	24000		57	92	180	µg/Kg-dry	10	7/16/2020 7:17 PM
<b>Nonhalogenated Organics, GC/FID</b>			<b>Method: SW8015D</b>				<b>Analyst: SM2</b>	
Gasoline Range Organics C6-C10	1400	UH	1100	1400	2200	µg/Kg-dry	52.2	7/21/2020 12:10 AM
Surr: 1,2-Dichlorobenzene-d4	95.2	H		70-130		%Rec	52.2	7/21/2020 12:10 AM
<b>Percent Moisture</b>			<b>Method: ASTM-D2216</b>				<b>Analyst: NVJ</b>	
Percent Moisture	4.4		1.0	1.0	1.0	wt%	1	7/6/2020 12:16 PM

<b>Client:</b>	USACE Sacramento District	<b>Collection Date:</b>	6/23/2020 9:35:00 AM
<b>Project:</b>	Travis AFB Runway 21R/03L		
<b>Lab ID:</b>	2006481-012	<b>Matrix:</b>	Soil
<b>Client Sample ID:</b>	TAFBS-S-39		

Analysis	Result	Qual	DL	LOD	LOQ	Units	DF	Date Analyzed
<b>Petroleum Hydrocarbons</b>			<b>Method: SW8015D</b>			<b>SW3550C</b>	<b>Analyst: DS</b>	
Diesel Range Organics C10-C28	730	U	660	730	1800	µg/Kg-dry	1	7/10/2020 6:27 PM
Surr: n-Eicosane	117			60-130		%Rec	1	7/10/2020 6:27 PM
Surr: Squalene	133	Q		60-130		%Rec	1	7/10/2020 6:27 PM
<b>Metals, ICP/MS</b>			<b>Method: SW6020B</b>			<b>SW3050B</b>	<b>Analyst: AYA</b>	
Lead	11000		62	100	200	µg/Kg-dry	10	7/16/2020 7:18 PM
<b>Nonhalogenated Organics, GC/FID</b>			<b>Method: SW8015D</b>				<b>Analyst: SM2</b>	
Gasoline Range Organics C6-C10	1500	UH	1200	1500	2400	µg/Kg-dry	54.1	7/21/2020 12:40 AM
Surr: 1,2-Dichlorobenzene-d4	95.9	H		70-130		%Rec	54.1	7/21/2020 12:40 AM
<b>Percent Moisture</b>			<b>Method: ASTM-D2216</b>				<b>Analyst: NVJ</b>	
Percent Moisture	8.3		1.0	1.0	1.0	wt%	1	7/6/2020 12:16 PM

Revision v1

<b>Client:</b>	USACE Sacramento District	<b>Collection Date:</b>	6/23/2020 9:42:00 AM
<b>Project:</b>	Travis AFB Runway 21R/03L		
<b>Lab ID:</b>	2006481-013	<b>Matrix:</b>	Soil
<b>Client Sample ID:</b>	TAFBS-S-38		

Analysis	Result	Qual	DL	LOD	LOQ	Units	DF	Date Analyzed
<b>Petroleum Hydrocarbons</b>			<b>Method: SW8015D</b>			<b>SW3550C</b>	<b>Analyst: DS</b>	
Diesel Range Organics C10-C28	12000		650	710	1800	µg/Kg-dry	1	7/10/2020 6:54 PM
Surr: n-Eicosane	116			60-130		%Rec	1	7/10/2020 6:54 PM
Surr: Squalene	125			60-130		%Rec	1	7/10/2020 6:54 PM
<b>Metals, ICP/MS</b>			<b>Method: SW6020B</b>			<b>SW3050B</b>	<b>Analyst: AYA</b>	
Lead	22000		60	97	190	µg/Kg-dry	10	7/16/2020 7:19 PM
<b>Nonhalogenated Organics, GC/FID</b>			<b>Method: SW8015D</b>				<b>Analyst: SM2</b>	
Gasoline Range Organics C6-C10	1400	UH	1200	1400	2300	µg/Kg-dry	53.2	7/21/2020 1:11 AM
Surr: 1,2-Dichlorobenzene-d4	98.1	H		70-130		%Rec	53.2	7/21/2020 1:11 AM
<b>Percent Moisture</b>			<b>Method: ASTM-D2216</b>				<b>Analyst: NVJ</b>	
Percent Moisture	6.4		1.0	1.0	1.0	wt%	1	7/6/2020 12:16 PM



Revision v1

<b>Client:</b>	USACE Sacramento District	<b>Collection Date:</b>	6/23/2020 9:49:00 AM
<b>Project:</b>	Travis AFB Runway 21R/03L		
<b>Lab ID:</b>	2006481-014	<b>Matrix:</b>	Soil
<b>Client Sample ID:</b>	TAFBS-S-37		

Analysis	Result	Qual	DL	LOD	LOQ	Units	DF	Date Analyzed
<b>Petroleum Hydrocarbons</b>			<b>Method: SW8015D</b>		<b>SW3550C</b>		<b>Analyst: DS</b>	
Diesel Range Organics C10-C28	12000		630	690	1700	µg/Kg-dry	1	7/10/2020 7:22 PM
Surr: n-Eicosane	121			60-130		%Rec	1	7/10/2020 7:22 PM
Surr: Squalene	146	Q		60-130		%Rec	1	7/10/2020 7:22 PM
<b>Metals, ICP/MS</b>			<b>Method: SW6020B</b>		<b>SW3050B</b>		<b>Analyst: AYA</b>	
Lead	41000		57	92	180	µg/Kg-dry	10	7/16/2020 7:20 PM
<b>Nonhalogenated Organics, GC/FID</b>			<b>Method: SW8015D</b>				<b>Analyst: SM2</b>	
Gasoline Range Organics C6-C10	1400	UH	1100	1400	2200	µg/Kg-dry	52.1	7/21/2020 1:40 AM
Surr: 1,2-Dichlorobenzene-d4	99.3	H		70-130		%Rec	52.1	7/21/2020 1:40 AM
<b>Percent Moisture</b>			<b>Method: ASTM-D2216</b>				<b>Analyst: NVJ</b>	
Percent Moisture	4.2		1.0	1.0	1.0	wt%	1	7/6/2020 12:16 PM

Revision v1

<b>Client:</b>	USACE Sacramento District	<b>Collection Date:</b>	6/23/2020 9:55:00 AM
<b>Project:</b>	Travis AFB Runway 21R/03L		
<b>Lab ID:</b>	2006481-015	<b>Matrix:</b>	Soil
<b>Client Sample ID:</b>	TAFBS-S-36		

Analysis	Result	Qual	DL	LOD	LOQ	Units	DF	Date Analyzed
<b>Petroleum Hydrocarbons</b>			<b>Method: SW8015D</b>			<b>SW3550C</b>	<b>Analyst: DS</b>	
Diesel Range Organics C10-C28	700	U	640	700	1700	µg/Kg-dry	1	7/10/2020 7:49 PM
Surr: n-Eicosane	126			60-130		%Rec	1	7/10/2020 7:49 PM
Surr: Squalene	132	Q		60-130		%Rec	1	7/10/2020 7:49 PM
<b>Metals, ICP/MS</b>			<b>Method: SW6020B</b>			<b>SW3050B</b>	<b>Analyst: AYA</b>	
Lead	27000		58	94	190	µg/Kg-dry	10	7/16/2020 7:20 PM
<b>Nonhalogenated Organics, GC/FID</b>			<b>Method: SW8015D</b>				<b>Analyst: SM2</b>	
Gasoline Range Organics C6-C10	1400	UH	1100	1400	2200	µg/Kg-dry	52.4	7/21/2020 6:40 AM
Surr: 1,2-Dichlorobenzene-d4	88.7	H		70-130		%Rec	52.4	7/21/2020 6:40 AM
<b>Percent Moisture</b>			<b>Method: ASTM-D2216</b>				<b>Analyst: NVJ</b>	
Percent Moisture	4.9		1.0	1.0	1.0	wt%	1	7/6/2020 12:16 PM

Revision v1

<b>Client:</b>	USACE Sacramento District	<b>Collection Date:</b>	6/23/2020 10:03:00 AM
<b>Project:</b>	Travis AFB Runway 21R/03L		
<b>Lab ID:</b>	2006481-016	<b>Matrix:</b>	Soil
<b>Client Sample ID:</b>	TAFBS-S-35		

Analysis	Result	Qual	DL	LOD	LOQ	Units	DF	Date Analyzed
<b>Petroleum Hydrocarbons</b>			<b>Method: SW8015D</b>			<b>SW3550C</b>	<b>Analyst: DS</b>	
Diesel Range Organics C10-C28	740	U	670	740	1900	µg/Kg-dry	1	7/10/2020 8:17 PM
Surr: n-Eicosane	119			60-130		%Rec	1	7/10/2020 8:17 PM
Surr: Squalene	135	Q		60-130		%Rec	1	7/10/2020 8:17 PM
<b>Metals, ICP/MS</b>			<b>Method: SW6020B</b>			<b>SW3050B</b>	<b>Analyst: AYA</b>	
Lead	15000		60	97	190	µg/Kg-dry	10	7/16/2020 7:27 PM
<b>Nonhalogenated Organics, GC/FID</b>			<b>Method: SW8015D</b>				<b>Analyst: SM2</b>	
Gasoline Range Organics C6-C10	1500	UH	1300	1500	2400	µg/Kg-dry	55	7/21/2020 7:10 AM
Surr: 1,2-Dichlorobenzene-d4	96.9	H		70-130		%Rec	55	7/21/2020 7:10 AM
<b>Percent Moisture</b>			<b>Method: ASTM-D2216</b>				<b>Analyst: NVJ</b>	
Percent Moisture	10		1.0	1.0	1.0	wt%	1	7/6/2020 12:16 PM

<b>Client:</b>	USACE Sacramento District	<b>Collection Date:</b>	6/23/2020 11:29:00 AM
<b>Project:</b>	Travis AFB Runway 21R/03L		
<b>Lab ID:</b>	2006481-017	<b>Matrix:</b>	Soil
<b>Client Sample ID:</b>	TAFBS-S-34		

Analysis	Result	Qual	DL	LOD	LOQ	Units	DF	Date Analyzed
<b>Petroleum Hydrocarbons</b>			<b>Method: SW8015D</b>			<b>SW3550C</b>	<b>Analyst: DS</b>	
Diesel Range Organics C10-C28	700	U	640	700	1800	µg/Kg-dry	1	7/10/2020 8:45 PM
Surr: n-Eicosane	121			60-130		%Rec	1	7/10/2020 8:45 PM
Surr: Squalene	143	Q		60-130		%Rec	1	7/10/2020 8:45 PM
<b>Metals, ICP/MS</b>			<b>Method: SW6020B</b>			<b>SW3050B</b>	<b>Analyst: AYA</b>	
Lead	12000		64	100	210	µg/Kg-dry	10	7/16/2020 7:27 PM
<b>Nonhalogenated Organics, GC/FID</b>			<b>Method: SW8015D</b>				<b>Analyst: SM2</b>	
Gasoline Range Organics C6-C10	1400	UH	1200	1400	2200	µg/Kg-dry	52.6	7/21/2020 7:40 AM
Surr: 1,2-Dichlorobenzene-d4	89.7	H		70-130		%Rec	52.6	7/21/2020 7:40 AM
<b>Percent Moisture</b>			<b>Method: ASTM-D2216</b>				<b>Analyst: NVJ</b>	
Percent Moisture	5.3		1.0	1.0	1.0	wt%	1	7/2/2020 7:30 AM

Revision v1

<b>Client:</b>	USACE Sacramento District	<b>Collection Date:</b>	6/23/2020 11:37:00 AM
<b>Project:</b>	Travis AFB Runway 21R/03L		
<b>Lab ID:</b>	2006481-018	<b>Matrix:</b>	Soil
<b>Client Sample ID:</b>	TAFBS-S-33		

Analysis	Result	Qual	DL	LOD	LOQ	Units	DF	Date Analyzed
<b>Petroleum Hydrocarbons</b>			<b>Method: SW8015D</b>			<b>SW3550C</b>	<b>Analyst: DS</b>	
Diesel Range Organics C10-C28	18000	Q H	630	700	1700	µg/Kg-dry	1	7/28/2020 8:23 AM
Surr: n-Eicosane	101	H		60-130		%Rec	1	7/28/2020 8:23 AM
Surr: Squalene	122	H		60-130		%Rec	1	7/28/2020 8:23 AM
<b>Metals, ICP/MS</b>			<b>Method: SW6020B</b>			<b>SW3050B</b>	<b>Analyst: AYA</b>	
Lead	24000		56	90	180	µg/Kg-dry	10	7/16/2020 7:28 PM
<b>Nonhalogenated Organics, GC/FID</b>			<b>Method: SW8015D</b>				<b>Analyst: SM2</b>	
Gasoline Range Organics C6-C10	1400	UH	1100	1400	2200	µg/Kg-dry	52.1	7/21/2020 8:10 AM
Surr: 1,2-Dichlorobenzene-d4	88.0	H		70-130		%Rec	52.1	7/21/2020 8:10 AM
<b>Percent Moisture</b>			<b>Method: ASTM-D2216</b>				<b>Analyst: NVJ</b>	
Percent Moisture	4.3		1.0	1.0	1.0	wt%	1	7/2/2020 7:30 AM

Revision v1

<b>Client:</b>	USACE Sacramento District	<b>Collection Date:</b>	6/23/2020 11:46:00 AM
<b>Project:</b>	Travis AFB Runway 21R/03L		
<b>Lab ID:</b>	2006481-019	<b>Matrix:</b>	Soil
<b>Client Sample ID:</b>	TAFBS-S-32		

Analysis	Result	Qual	DL	LOD	LOQ	Units	DF	Date Analyzed
<b>Petroleum Hydrocarbons</b>			<b>Method: SW8015D</b>			<b>SW3550C</b>	<b>Analyst: DS</b>	
Diesel Range Organics C10-C28	720	U	660	720	1800	µg/Kg-dry	1	7/10/2020 11:02 PM
Surr: n-Eicosane	70.7			60-130		%Rec	1	7/10/2020 11:02 PM
Surr: Squalene	90.3			60-130		%Rec	1	7/10/2020 11:02 PM
<b>Metals, ICP/MS</b>			<b>Method: SW6020B</b>			<b>SW3050B</b>	<b>Analyst: AYA</b>	
Lead	19000		56	90	180	µg/Kg-dry	10	7/16/2020 7:29 PM
<b>Nonhalogenated Organics, GC/FID</b>			<b>Method: SW8015D</b>				<b>Analyst: SM2</b>	
Gasoline Range Organics C6-C10	1500	UH	1200	1500	2300	µg/Kg-dry	53.9	7/21/2020 8:40 AM
Surr: 1,2-Dichlorobenzene-d4	86.6	H		70-130		%Rec	53.9	7/21/2020 8:40 AM
<b>Percent Moisture</b>			<b>Method: ASTM-D2216</b>				<b>Analyst: NVJ</b>	
Percent Moisture	7.9		1.0	1.0	1.0	wt%	1	7/2/2020 7:30 AM

Revision v1

<b>Client:</b>	USACE Sacramento District	<b>Collection Date:</b>	6/23/2020 11:54:00 AM
<b>Project:</b>	Travis AFB Runway 21R/03L		
<b>Lab ID:</b>	2006481-020	<b>Matrix:</b>	Soil
<b>Client Sample ID:</b>	TAFBS-S-31		

Analysis	Result	Qual	DL	LOD	LOQ	Units	DF	Date Analyzed
<b>Petroleum Hydrocarbons</b>			<b>Method: SW8015D</b>			<b>SW3550C</b>	<b>Analyst: DS</b>	
Diesel Range Organics C10-C28	720	U	660	720	1800	µg/Kg-dry	1	7/10/2020 11:30 PM
Surr: n-Eicosane	101			60-130		%Rec	1	7/10/2020 11:30 PM
Surr: Squalene	95.0			60-130		%Rec	1	7/10/2020 11:30 PM
<b>Metals, ICP/MS</b>			<b>Method: SW6020B</b>			<b>SW3050B</b>	<b>Analyst: AYA</b>	
Lead	6000		60	97	190	µg/Kg-dry	10	7/16/2020 7:30 PM
<b>Nonhalogenated Organics, GC/FID</b>			<b>Method: SW8015D</b>				<b>Analyst: SM2</b>	
Gasoline Range Organics C6-C10	1500	UH	1200	1500	2300	µg/Kg-dry	53.9	7/21/2020 9:10 AM
Surr: 1,2-Dichlorobenzene-d4	92.5	H		70-130		%Rec	53.9	7/21/2020 9:10 AM
<b>Percent Moisture</b>			<b>Method: ASTM-D2216</b>				<b>Analyst: NVJ</b>	
Percent Moisture	7.8		1.0	1.0	1.0	wt%	1	7/2/2020 7:30 AM

<b>Client:</b>	USACE Sacramento District	<b>Collection Date:</b>	6/23/2020 12:04:00 PM
<b>Project:</b>	Travis AFB Runway 21R/03L		
<b>Lab ID:</b>	2006481-021	<b>Matrix:</b>	Soil
<b>Client Sample ID:</b>	TAFBS-S-30		

Analysis	Result	Qual	DL	LOD	LOQ	Units	DF	Date Analyzed
<b>Petroleum Hydrocarbons</b>			<b>Method: SW8015D</b>			<b>SW3550C</b>	<b>Analyst: DS</b>	
Diesel Range Organics C10-C28	730	U	660	730	1800	µg/Kg-dry	1	7/10/2020 11:57 PM
Surr: n-Eicosane	125			60-130		%Rec	1	7/10/2020 11:57 PM
Surr: Squalene	147	Q		60-130		%Rec	1	7/10/2020 11:57 PM
<b>Metals, ICP/MS</b>			<b>Method: SW6020B</b>			<b>SW3050B</b>	<b>Analyst: AYA</b>	
Lead	17000		63	100	210	µg/Kg-dry	10	7/16/2020 7:31 PM
<b>Nonhalogenated Organics, GC/FID</b>			<b>Method: SW8015D</b>				<b>Analyst: SM2</b>	
Gasoline Range Organics C6-C10	1500	UH	1200	1500	2400	µg/Kg-dry	54.1	7/21/2020 9:40 AM
Surr: 1,2-Dichlorobenzene-d4	96.8	H		70-130		%Rec	54.1	7/21/2020 9:40 AM
<b>Percent Moisture</b>			<b>Method: ASTM-D2216</b>				<b>Analyst: NVJ</b>	
Percent Moisture	8.3		1.0	1.0	1.0	wt%	1	7/2/2020 7:30 AM



<b>Client:</b>	USACE Sacramento District	<b>Collection Date:</b>	6/23/2020 12:10:00 PM
<b>Project:</b>	Travis AFB Runway 21R/03L		
<b>Lab ID:</b>	2006481-022	<b>Matrix:</b>	Soil
<b>Client Sample ID:</b>	TAFBS-S-29		

Analysis	Result	Qual	DL	LOD	LOQ	Units	DF	Date Analyzed
<b>Petroleum Hydrocarbons</b>			<b>Method: SW8015D</b>			<b>SW3550C</b>	<b>Analyst: DS</b>	
Diesel Range Organics C10-C28	730	U	660	730	1800	µg/Kg-dry	1	7/11/2020 12:25 AM
Surr: n-Eicosane	119			60-130		%Rec	1	7/11/2020 12:25 AM
Surr: Squalene	135	Q		60-130		%Rec	1	7/11/2020 12:25 AM
<b>Metals, ICP/MS</b>			<b>Method: SW6020B</b>			<b>SW3050B</b>	<b>Analyst: AYA</b>	
Lead	38000		59	96	190	µg/Kg-dry	10	7/16/2020 7:32 PM
<b>Nonhalogenated Organics, GC/FID</b>			<b>Method: SW8015D</b>				<b>Analyst: SM2</b>	
Gasoline Range Organics C6-C10	1500	UH	1200	1500	2400	µg/Kg-dry	54.4	7/21/2020 10:11 AM
Surr: 1,2-Dichlorobenzene-d4	95.7	H		70-130		%Rec	54.4	7/21/2020 10:11 AM
<b>Percent Moisture</b>			<b>Method: ASTM-D2216</b>				<b>Analyst: NVJ</b>	
Percent Moisture	8.8		1.0	1.0	1.0	wt%	1	7/2/2020 7:30 AM

<b>Client:</b>	USACE Sacramento District	<b>Collection Date:</b>	6/23/2020 12:20:00 PM
<b>Project:</b>	Travis AFB Runway 21R/03L		
<b>Lab ID:</b>	2006481-023	<b>Matrix:</b>	Soil
<b>Client Sample ID:</b>	TAFBS-S-28		

Analysis	Result	Qual	DL	LOD	LOQ	Units	DF	Date Analyzed
<b>Petroleum Hydrocarbons</b>			<b>Method: SW8015D</b>			<b>SW3550C</b>	<b>Analyst: DS</b>	
Diesel Range Organics C10-C28	710	U	640	710	1800	µg/Kg-dry	1	7/11/2020 12:52 AM
Surr: n-Eicosane	119			60-130		%Rec	1	7/11/2020 12:52 AM
Surr: Squalene	112			60-130		%Rec	1	7/11/2020 12:52 AM
<b>Metals, ICP/MS</b>			<b>Method: SW6020B</b>			<b>SW3050B</b>	<b>Analyst: AYA</b>	
Lead	2600		57	93	190	µg/Kg-dry	10	7/16/2020 7:33 PM
<b>Nonhalogenated Organics, GC/FID</b>			<b>Method: SW8015D</b>				<b>Analyst: SM2</b>	
Gasoline Range Organics C6-C10	1400	UH	1200	1400	2200	µg/Kg-dry	52.8	7/21/2020 10:41 AM
Surr: 1,2-Dichlorobenzene-d4	100	H		70-130		%Rec	52.8	7/21/2020 10:41 AM
<b>Percent Moisture</b>			<b>Method: ASTM-D2216</b>				<b>Analyst: NVJ</b>	
Percent Moisture	5.5		1.0	1.0	1.0	wt%	1	7/2/2020 7:30 AM

<b>Client:</b>	USACE Sacramento District	<b>Collection Date:</b>	6/23/2020 12:29:00 PM
<b>Project:</b>	Travis AFB Runway 21R/03L		
<b>Lab ID:</b>	2006481-024	<b>Matrix:</b>	Soil
<b>Client Sample ID:</b>	TAFBS-S-27		

Analysis	Result	Qual	DL	LOD	LOQ	Units	DF	Date Analyzed
<b>Petroleum Hydrocarbons</b>			<b>Method: SW8015D</b>			<b>SW3550C</b>	<b>Analyst: DS</b>	
Diesel Range Organics C10-C28	10000		640	710	1800	µg/Kg-dry	1	7/11/2020 1:20 AM
Surr: n-Eicosane	118			60-130		%Rec	1	7/11/2020 1:20 AM
Surr: Squalene	102			60-130		%Rec	1	7/11/2020 1:20 AM
<b>Metals, ICP/MS</b>			<b>Method: SW6020B</b>			<b>SW3050B</b>	<b>Analyst: AYA</b>	
Lead	17000		53	86	170	µg/Kg-dry	10	7/16/2020 7:34 PM
<b>Nonhalogenated Organics, GC/FID</b>			<b>Method: SW8015D</b>				<b>Analyst: SM2</b>	
Gasoline Range Organics C6-C10	1400	UH	1200	1400	2300	µg/Kg-dry	53	7/21/2020 11:10 AM
Surr: 1,2-Dichlorobenzene-d4	99.5	H		70-130		%Rec	53	7/21/2020 11:10 AM
<b>Percent Moisture</b>			<b>Method: ASTM-D2216</b>				<b>Analyst: NVJ</b>	
Percent Moisture	5.9		1.0	1.0	1.0	wt%	1	7/2/2020 7:30 AM

<b>Client:</b>	USACE Sacramento District	<b>Collection Date:</b>	6/23/2020 12:43:00 PM
<b>Project:</b>	Travis AFB Runway 21R/03L		
<b>Lab ID:</b>	2006481-025	<b>Matrix:</b>	Soil
<b>Client Sample ID:</b>	TAFBS-S-26		

Analysis	Result	Qual	DL	LOD	LOQ	Units	DF	Date Analyzed
<b>Petroleum Hydrocarbons</b>			<b>Method: SW8015D</b>			<b>SW3550C</b>	<b>Analyst: DS</b>	
Diesel Range Organics C10-C28	2200	U X	2000	2200	5400	µg/Kg-dry	1	7/11/2020 1:47 AM
Surr: n-Eicosane	124			60-130		%Rec	1	7/11/2020 1:47 AM
Surr: Squalene	103			60-130		%Rec	1	7/11/2020 1:47 AM
<b>Metals, ICP/MS</b>			<b>Method: SW6020B</b>			<b>SW3050B</b>	<b>Analyst: AYA</b>	
Lead	15000		61	99	200	µg/Kg-dry	10	7/16/2020 7:34 PM
<b>Nonhalogenated Organics, GC/FID</b>			<b>Method: SW8015D</b>				<b>Analyst: SM2</b>	
Gasoline Range Organics C6-C10	1500	UH	1200	1500	2400	µg/Kg-dry	54.1	7/21/2020 11:40 AM
Surr: 1,2-Dichlorobenzene-d4	100	H		70-130		%Rec	54.1	7/21/2020 11:40 AM
<b>Percent Moisture</b>			<b>Method: ASTM-D2216</b>				<b>Analyst: NVJ</b>	
Percent Moisture	8.3		1.0	1.0	1.0	wt%	1	7/2/2020 7:30 AM

Client: USACE Sacramento District

Project: Travis AFB Runway 21R/03L

Batch ID: 51991

Sample ID: <b>MB-51991</b>	Samp Type: <b>MBLK</b>	Test Code: <b>SW_8015S-DRO</b>	Units: <b>µg/Kg</b>	Prep Date: <b>7/2/2020</b>	RunNo: <b>119409</b>						
Client ID: <b>PBS</b>	Batch ID: <b>51991</b>	TestNo: <b>SW8015B</b>	<b>SW3550C</b>	Analysis Date: <b>7/9/2020</b>	SeqNo: <b>2313854</b>						
Analyte	Result	LOQ	SPK value	SPK Ref Val	%REC	Low Limit	High Limit	RPD Ref Value	%RPD	RPDLimit	Qual
Diesel Range Organics C10-C28	670	1700									U
Surr: n-Eicosane	590		499.3		118	60	130				
Surr: Squalene	600		499.3		120	60	130				

Sample ID: <b>LCS-51991</b>	Samp Type: <b>LCS</b>	Test Code: <b>SW_8015S-DRO</b>	Units: <b>µg/Kg</b>	Prep Date: <b>7/2/2020</b>	RunNo: <b>119409</b>						
Client ID: <b>LCSS</b>	Batch ID: <b>51991</b>	TestNo: <b>SW8015B</b>	<b>SW3550C</b>	Analysis Date: <b>7/9/2020</b>	SeqNo: <b>2313855</b>						
Analyte	Result	LOQ	SPK value	SPK Ref Val	%REC	Low Limit	High Limit	RPD Ref Value	%RPD	RPDLimit	Qual
Diesel Range Organics C10-C28	22000	1700	16620	0	129	38	132				
Surr: n-Eicosane	750		498.7		150	60	130				Q
Surr: Squalene	640		498.7		128	60	130				

Sample ID: <b>LCSD-51991</b>	Samp Type: <b>LCSD</b>	Test Code: <b>SW_8015S-DRO</b>	Units: <b>µg/Kg</b>	Prep Date: <b>7/2/2020</b>	RunNo: <b>119409</b>						
Client ID: <b>LCSS02</b>	Batch ID: <b>51991</b>	TestNo: <b>SW8015B</b>	<b>SW3550C</b>	Analysis Date: <b>7/9/2020</b>	SeqNo: <b>2313856</b>						
Analyte	Result	LOQ	SPK value	SPK Ref Val	%REC	Low Limit	High Limit	RPD Ref Value	%RPD	RPDLimit	Qual
Diesel Range Organics C10-C28	23000	1700	16650	0	141	38	132	21510	8.46	0	Q
Surr: n-Eicosane	810		499.5		161	60	130		0	0	Q
Surr: Squalene	680		499.5		136	60	130		0	0	Q

Sample ID: <b>2006454-027AMS</b>	Samp Type: <b>MS</b>	Test Code: <b>SW_8015S-DRO</b>	Units: <b>µg/Kg-dry</b>	Prep Date: <b>7/2/2020</b>	RunNo: <b>119409</b>						
Client ID: <b>ZZZZZZ</b>	Batch ID: <b>51991</b>	TestNo: <b>SW8015B</b>	<b>SW3550C</b>	Analysis Date: <b>7/9/2020</b>	SeqNo: <b>2313864</b>						
Analyte	Result	LOQ	SPK value	SPK Ref Val	%REC	Low Limit	High Limit	RPD Ref Value	%RPD	RPDLimit	Qual
Diesel Range Organics C10-C28	70000	5300	52550	0	132	38	132				Q
Surr: n-Eicosane	2200		1577		137	60	130				Q
Surr: Squalene	1800		1577		116	60	130				

Sample ID: <b>2006454-027AMSD</b>	Samp Type: <b>MSD</b>	Test Code: <b>SW_8015S-DRO</b>	Units: <b>µg/Kg-dry</b>	Prep Date: <b>7/2/2020</b>	RunNo: <b>119409</b>						
Client ID: <b>ZZZZZZ</b>	Batch ID: <b>51991</b>	TestNo: <b>SW8015B</b>	<b>SW3550C</b>	Analysis Date: <b>7/9/2020</b>	SeqNo: <b>2313865</b>						
Analyte	Result	LOQ	SPK value	SPK Ref Val	%REC	Low Limit	High Limit	RPD Ref Value	%RPD	RPDLimit	Qual
Diesel Range Organics C10-C28	70000	5300	52760	0	133	38	132	69550	0.984	20	Q

**Client:** USACE Sacramento District

**Project:** Travis AFB Runway 21R/03L

**Batch ID:** 51991

Sample ID:	2006454-027AMSD	Samp Type:	MSD	Test Code:	SW_8015S-DRO	Units:	µg/Kg-dry	Prep Date:	7/2/2020	RunNo:	119409
Client ID:	ZZZZZZ	Batch ID:	51991	TestNo:	SW8015B	SW3550C		Analysis Date:	7/9/2020	SeqNo:	2313865
Analyte	Result	LOQ	SPK value	SPK Ref Val	%REC	Low Limit	High Limit	RPD Ref Value	%RPD	RPDLimit	Qual
Surr: n-Eicosane	2200		1583		140	60	130		0	20	Q
Surr: Squalene	1800		1583		117	60	130		0	20	

Client: USACE Sacramento District

Project: Travis AFB Runway 21R/03L

Batch ID: 51998

Sample ID: <b>MB-51998</b>	Samp Type: <b>MBLK</b>	Test Code: <b>SW_8015S-DRO</b>	Units: <b>µg/Kg</b>	Prep Date: <b>7/6/2020</b>	RunNo: <b>119441</b>						
Client ID: <b>PBS</b>	Batch ID: <b>51998</b>	TestNo: <b>SW8015B</b>	<b>SW3550C</b>	Analysis Date: <b>7/10/2020</b>	SeqNo: <b>2314572</b>						
Analyte	Result	LOQ	SPK value	SPK Ref Val	%REC	Low Limit	High Limit	RPD Ref Value	%RPD	RPDLimit	Qual
Diesel Range Organics C10-C28	670	1700									U
Surr: n-Eicosane	470		499.0		94.1	60	130				
Surr: Squalene	430		499.0		86.2	60	130				

Sample ID: <b>LCS-51998-DRO</b>	Samp Type: <b>LCS</b>	Test Code: <b>SW_8015S-DRO</b>	Units: <b>µg/Kg</b>	Prep Date: <b>7/6/2020</b>	RunNo: <b>119441</b>						
Client ID: <b>LCSS</b>	Batch ID: <b>51998</b>	TestNo: <b>SW8015B</b>	<b>SW3550C</b>	Analysis Date: <b>7/10/2020</b>	SeqNo: <b>2314573</b>						
Analyte	Result	LOQ	SPK value	SPK Ref Val	%REC	Low Limit	High Limit	RPD Ref Value	%RPD	RPDLimit	Qual
Diesel Range Organics C10-C28	14000	1700	16640	0	82.5	38	132				
Surr: n-Eicosane	670		499.2		134	60	130				Q
Surr: Squalene	630		499.2		126	60	130				

Sample ID: <b>LCSD-51998-DRO</b>	Samp Type: <b>LCSD</b>	Test Code: <b>SW_8015S-DRO</b>	Units: <b>µg/Kg</b>	Prep Date: <b>7/6/2020</b>	RunNo: <b>119441</b>						
Client ID: <b>LCSS02</b>	Batch ID: <b>51998</b>	TestNo: <b>SW8015B</b>	<b>SW3550C</b>	Analysis Date: <b>7/10/2020</b>	SeqNo: <b>2314574</b>						
Analyte	Result	LOQ	SPK value	SPK Ref Val	%REC	Low Limit	High Limit	RPD Ref Value	%RPD	RPDLimit	Qual
Diesel Range Organics C10-C28	14000	1700	16650	0	83.5	38	132	13730	1.19	0	
Surr: n-Eicosane	690		499.5		139	60	130		0	0	Q
Surr: Squalene	680		499.5		136	60	130		0	0	Q

Sample ID: <b>2006481-025AMS</b>	Samp Type: <b>MS</b>	Test Code: <b>SW_8015S-DRO</b>	Units: <b>µg/Kg-dry</b>	Prep Date: <b>7/6/2020</b>	RunNo: <b>119441</b>						
Client ID: <b>TAFBS-S-26MS1</b>	Batch ID: <b>51998</b>	TestNo: <b>SW8015B</b>	<b>SW3550C</b>	Analysis Date: <b>7/11/2020</b>	SeqNo: <b>2314596</b>						
Analyte	Result	LOQ	SPK value	SPK Ref Val	%REC	Low Limit	High Limit	RPD Ref Value	%RPD	RPDLimit	Qual
Diesel Range Organics C10-C28	89000	5400	54090	0	165	38	132				Q
Surr: n-Eicosane	2000		1623		125	60	130				
Surr: Squalene	1400		1623		84.4	60	130				

Sample ID: <b>2006481-025AMSD</b>	Samp Type: <b>MSD</b>	Test Code: <b>SW_8015S-DRO</b>	Units: <b>µg/Kg-dry</b>	Prep Date: <b>7/6/2020</b>	RunNo: <b>119441</b>						
Client ID: <b>TAFBS-S-26SD1</b>	Batch ID: <b>51998</b>	TestNo: <b>SW8015B</b>	<b>SW3550C</b>	Analysis Date: <b>7/11/2020</b>	SeqNo: <b>2314597</b>						
Analyte	Result	LOQ	SPK value	SPK Ref Val	%REC	Low Limit	High Limit	RPD Ref Value	%RPD	RPDLimit	Qual
Diesel Range Organics C10-C28	69000	5400	54200	0	127	38	132	89120	26.0	20	R

**Client:** USACE Sacramento District

**Project:** Travis AFB Runway 21R/03L

**Batch ID:** 51998

Sample ID:	2006481-025AMSD	Samp Type:	MSD	Test Code:	SW_8015S-DRO	Units:	µg/Kg-dry	Prep Date:	7/6/2020	RunNo:	119441
Client ID:	TAFBS-S-26SD1	Batch ID:	51998	TestNo:	SW8015B	SW3550C		Analysis Date:	7/11/2020	SeqNo:	2314597
Analyte	Result	LOQ	SPK value	SPK Ref Val	%REC	Low Limit	High Limit	RPD Ref Value	%RPD	RPDLimit	Qual
Surr: n-Eicosane	2400		1626		147	60	130		0	20	Q
Surr: Squalene	1900		1626		120	60	130		0	20	



Client: USACE Sacramento District

Project: Travis AFB Runway 21R/03L

Batch ID: 52061

Sample ID:	2006454-022AMS	Samp Type:	MS	Test Code:	SW_6020S	Units:	µg/Kg-dry	Prep Date:	7/15/2020	RunNo:	119517
Client ID:	ZZZZZZ	Batch ID:	52061	TestNo:	SW6020A	SW3050B		Analysis Date:	7/16/2020	SeqNo:	2315820
Analyte	Result	LOQ	SPK value	SPK Ref Val	%REC	Low Limit	High Limit	RPD Ref Value	%RPD	RPDLimit	Qual

Lead	31000	210	21310	10110	97.1	84	118				
------	-------	-----	-------	-------	------	----	-----	--	--	--	--

Sample ID:	2006454-022AMSD	Samp Type:	MSD	Test Code:	SW_6020S	Units:	µg/Kg-dry	Prep Date:	7/15/2020	RunNo:	119517
Client ID:	ZZZZZZ	Batch ID:	52061	TestNo:	SW6020A	SW3050B		Analysis Date:	7/16/2020	SeqNo:	2315821
Analyte	Result	LOQ	SPK value	SPK Ref Val	%REC	Low Limit	High Limit	RPD Ref Value	%RPD	RPDLimit	Qual

Lead	31000	220	21710	10110	97.3	84	118	30790	1.41	20	
------	-------	-----	-------	-------	------	----	-----	-------	------	----	--

Sample ID:	LCS-52061	Samp Type:	LCS	Test Code:	SW_6020S	Units:	µg/Kg	Prep Date:	7/15/2020	RunNo:	119517
Client ID:	LCSS	Batch ID:	52061	TestNo:	SW6020A	SW3050B		Analysis Date:	7/16/2020	SeqNo:	2315898
Analyte	Result	LOQ	SPK value	SPK Ref Val	%REC	Low Limit	High Limit	RPD Ref Value	%RPD	RPDLimit	Qual

Lead	20000	190	19230	0	103	84	118				
------	-------	-----	-------	---	-----	----	-----	--	--	--	--

Sample ID:	MB-52061	Samp Type:	MBLK	Test Code:	SW_6020S	Units:	µg/Kg	Prep Date:	7/15/2020	RunNo:	119517
Client ID:	PBS	Batch ID:	52061	TestNo:	SW6020A	SW3050B		Analysis Date:	7/16/2020	SeqNo:	2315902
Analyte	Result	LOQ	SPK value	SPK Ref Val	%REC	Low Limit	High Limit	RPD Ref Value	%RPD	RPDLimit	Qual

Lead	89	180									
------	----	-----	--	--	--	--	--	--	--	--	--

U

Client: USACE Sacramento District

Project: Travis AFB Runway 21R/03L

Batch ID: 52066

Sample ID:	2006518-001AMS	Samp Type:	MS	Test Code:	SW_6020S	Units:	µg/Kg-dry	Prep Date:	7/16/2020	RunNo:	119517
Client ID:	ZZZZZZ	Batch ID:	52066	TestNo:	SW6020A	SW3050B		Analysis Date:	7/16/2020	SeqNo:	2315860
Analyte	Result	LOQ	SPK value	SPK Ref Val	%REC	Low Limit	High Limit	RPD Ref Value	%RPD	RPDLimit	Qual

Lead	28000	180	18070	6533	118	84	118				
------	-------	-----	-------	------	-----	----	-----	--	--	--	--

Sample ID:	2006518-001AMSD	Samp Type:	MSD	Test Code:	SW_6020S	Units:	µg/Kg-dry	Prep Date:	7/16/2020	RunNo:	119517
Client ID:	ZZZZZZ	Batch ID:	52066	TestNo:	SW6020A	SW3050B		Analysis Date:	7/16/2020	SeqNo:	2315861
Analyte	Result	LOQ	SPK value	SPK Ref Val	%REC	Low Limit	High Limit	RPD Ref Value	%RPD	RPDLimit	Qual

Lead	24000	180	17770	6533	100	84	118	27780	13.1	20	
------	-------	-----	-------	------	-----	----	-----	-------	------	----	--

Sample ID:	LCS-52066	Samp Type:	LCS	Test Code:	SW_6020S	Units:	µg/Kg	Prep Date:	7/16/2020	RunNo:	119517
Client ID:	LCSS	Batch ID:	52066	TestNo:	SW6020A	SW3050B		Analysis Date:	7/16/2020	SeqNo:	2315899
Analyte	Result	LOQ	SPK value	SPK Ref Val	%REC	Low Limit	High Limit	RPD Ref Value	%RPD	RPDLimit	Qual

Lead	19000	190	19230	0	100	84	118				
------	-------	-----	-------	---	-----	----	-----	--	--	--	--

Sample ID:	MB-52066	Samp Type:	MBLK	Test Code:	SW_6020S	Units:	µg/Kg	Prep Date:	7/16/2020	RunNo:	119517
Client ID:	PBS	Batch ID:	52066	TestNo:	SW6020A	SW3050B		Analysis Date:	7/16/2020	SeqNo:	2315903
Analyte	Result	LOQ	SPK value	SPK Ref Val	%REC	Low Limit	High Limit	RPD Ref Value	%RPD	RPDLimit	Qual

Lead	89	180									
------	----	-----	--	--	--	--	--	--	--	--	--

U

## RTI Laboratories, Inc. - QC SUMMARY REPORT

WO#: 2006481

Revision v1

Client: USACE Sacramento District

Project: Travis AFB Runway 21R/03L

Batch ID: 52102

Sample ID: <b>LCS-DRO</b>	Samp Type: <b>LCS</b>	Test Code: <b>SW_8015S-DRO</b>	Units: <b>µg/Kg</b>	Prep Date: <b>7/21/2020</b>	RunNo: <b>119735</b>						
Client ID: <b>LCSS</b>	Batch ID: <b>52102</b>	TestNo: <b>SW8015B</b>	<b>SW3550C</b>	Analysis Date: <b>7/27/2020</b>	SeqNo: <b>2320001</b>						
Analyte	Result	LOQ	SPK value	SPK Ref Val	%REC	Low Limit	High Limit	RPD Ref Value	%RPD	RPDLimit	Qual
Diesel Range Organics C10-C28	17000	1700	16640	0	104	38	132				
Surr: n-Eicosane	620		499.3		124	60	130				
Surr: Squalene	700		499.3		140	60	130				Q

Sample ID: <b>LCSD-DRO</b>	Samp Type: <b>LCSD</b>	Test Code: <b>SW_8015S-DRO</b>	Units: <b>µg/Kg</b>	Prep Date: <b>7/21/2020</b>	RunNo: <b>119735</b>						
Client ID: <b>LCSS02</b>	Batch ID: <b>52102</b>	TestNo: <b>SW8015B</b>	<b>SW3550C</b>	Analysis Date: <b>7/27/2020</b>	SeqNo: <b>2320002</b>						
Analyte	Result	LOQ	SPK value	SPK Ref Val	%REC	Low Limit	High Limit	RPD Ref Value	%RPD	RPDLimit	Qual
Diesel Range Organics C10-C28	17000	1700	16660	0	105	38	132	17380	0.184	0	
Surr: n-Eicosane	610		499.7		122	60	130		0	0	
Surr: Squalene	670		499.7		134	60	130		0	0	Q

Sample ID: <b>LCS-52102-ORO</b>	Samp Type: <b>LCS</b>	Test Code: <b>SW_8015S-DRO</b>	Units: <b>%Rec</b>	Prep Date: <b>7/21/2020</b>	RunNo: <b>119735</b>						
Client ID: <b>LCSS</b>	Batch ID: <b>52102</b>	TestNo: <b>SW8015B</b>	<b>SW3550C</b>	Analysis Date: <b>7/27/2020</b>	SeqNo: <b>2320003</b>						
Analyte	Result	LOQ	SPK value	SPK Ref Val	%REC	Low Limit	High Limit	RPD Ref Value	%RPD	RPDLimit	Qual
Surr: n-Eicosane	540		499.7		107	60	130				
Surr: Squalene	640		499.7		127	60	130				

Sample ID: <b>LCSD-52102-ORO</b>	Samp Type: <b>LCSD</b>	Test Code: <b>SW_8015S-DRO</b>	Units: <b>%Rec</b>	Prep Date: <b>7/21/2020</b>	RunNo: <b>119735</b>						
Client ID: <b>LCSS02</b>	Batch ID: <b>52102</b>	TestNo: <b>SW8015B</b>	<b>SW3550C</b>	Analysis Date: <b>7/27/2020</b>	SeqNo: <b>2320004</b>						
Analyte	Result	LOQ	SPK value	SPK Ref Val	%REC	Low Limit	High Limit	RPD Ref Value	%RPD	RPDLimit	Qual
Surr: n-Eicosane	510		499.2		103	60	130		0	0	
Surr: Squalene	690		499.2		139	60	130		0	0	Q

Sample ID: <b>2006300-008AMS</b>	Samp Type: <b>MS</b>	Test Code: <b>SW_8015S-DRO</b>	Units: <b>µg/Kg-dry</b>	Prep Date: <b>7/21/2020</b>	RunNo: <b>119735</b>						
Client ID: <b>ZZZZZZ</b>	Batch ID: <b>52102</b>	TestNo: <b>SW8015B</b>	<b>SW3550C</b>	Analysis Date: <b>7/28/2020</b>	SeqNo: <b>2320021</b>						
Analyte	Result	LOQ	SPK value	SPK Ref Val	%REC	Low Limit	High Limit	RPD Ref Value	%RPD	RPDLimit	Qual
Diesel Range Organics C10-C28	34000	2100	20500	7913	126	38	132				H
Surr: n-Eicosane	710		615.1		115	60	130				H
Surr: Squalene	1300		615.1		219	60	130				QH

Client: USACE Sacramento District

Project: Travis AFB Runway 21R/03L

Batch ID: 52102

Sample ID: 2006300-008AMSD	Samp Type: MSD	Test Code: SW_8015S-DRO	Units: µg/Kg-dry	Prep Date: 7/21/2020	RunNo: 119735							
Client ID: ZZZZZZ	Batch ID: 52102	TestNo: SW8015B	SW3550C	Analysis Date: 7/28/2020	SeqNo: 2320022							
Analyte	Result	LOQ	SPK value	SPK Ref Val	%REC	Low Limit	High Limit	RPD Ref Value	%RPD	RPDLimit	Qual	
Diesel Range Organics C10-C28	34000	2100	20500	7913	127	38	132	33720	0.506	20	H	
Surr: n-Eicosane	700		614.9		113	60	130		0	20	H	
Surr: Squalene	1300		614.9		210	60	130		0	20	QH	

Sample ID: MB-52102	Samp Type: MBLK	Test Code: SW_8015S-DRO	Units: µg/Kg	Prep Date: 7/21/2020	RunNo: 119735							
Client ID: PBS	Batch ID: 52102	TestNo: SW8015B	SW3550C	Analysis Date: 7/27/2020	SeqNo: 2320034							
Analyte	Result	LOQ	SPK value	SPK Ref Val	%REC	Low Limit	High Limit	RPD Ref Value	%RPD	RPDLimit	Qual	
Diesel Range Organics C10-C28	670	1700									U	
Surr: n-Eicosane	490		499.2		98.0	60	130					
Surr: Squalene	640		499.2		128	60	130					

**Client:** USACE Sacramento District

**Project:** Travis AFB Runway 21R/03L

**Batch ID:** R119286

Sample ID:	2006479-004ADUP	Samp Type:	DUP	Test Code:	PMOIST	Units:	wt%	Prep Date:	7/6/2020	RunNo:	119286	
Client ID:	ZZZZZZ	Batch ID:	R119286	TestNo:	D2216			Analysis Date:	7/6/2020	SeqNo:	2311996	
Analyte		Result	LOQ	SPK value	SPK Ref Val	%REC	Low Limit	High Limit	RPD Ref Value	%RPD	RPDLimit	Qual
Percent Moisture		12	1.0						12.13	1.61	20	

Sample ID:	2006481-016ADUP	Samp Type:	DUP	Test Code:	PMOIST	Units:	wt%	Prep Date:	7/6/2020	RunNo:	119286	
Client ID:	TAFBS-S-35LR1	Batch ID:	R119286	TestNo:	D2216			Analysis Date:	7/6/2020	SeqNo:	2312016	
Analyte		Result	LOQ	SPK value	SPK Ref Val	%REC	Low Limit	High Limit	RPD Ref Value	%RPD	RPDLimit	Qual
Percent Moisture		10	1.0						10.02	0.877	20	

Client:

USACE Sacramento District

Project:

Travis AFB Runway 21R/03L

Batch ID:

R119287

Sample ID:	2006481-017ADUP	Samp Type:	DUP	Test Code:	PMOIST	Units:	wt%	Prep Date:	7/2/2020	RunNo:	119287	
Client ID:	TAFBS-S-34LR1	Batch ID:	R119287	TestNo:	D2216			Analysis Date:	7/2/2020	SeqNo:	2311972	
Analyte		Result	LOQ	SPK value	SPK Ref Val	%REC	Low Limit	High Limit	RPD Ref Value	%RPD	RPDLimit	Qual
Percent Moisture		4.1	1.0						5.274	23.9	20	R

Sample ID:	2006518-011ADUP	Samp Type:	DUP	Test Code:	PMOIST	Units:	wt%	Prep Date:	7/2/2020	RunNo:	119287	
Client ID:	ZZZZZZ	Batch ID:	R119287	TestNo:	D2216			Analysis Date:	7/2/2020	SeqNo:	2311992	
Analyte		Result	LOQ	SPK value	SPK Ref Val	%REC	Low Limit	High Limit	RPD Ref Value	%RPD	RPDLimit	Qual
Percent Moisture		7.1	1.0						6.696	5.53	20	

Client: USACE Sacramento District

Project: Travis AFB Runway 21R/03L

Batch ID: R120051

Sample ID:	VOA8 LCS 072020	Samp Type:	LCS	Test Code:	SW_8015S-GRO	Units:	µg/Kg	Prep Date:	7/20/2020	RunNo:	120051		
Client ID:	LCSS	Batch ID:	R120051	TestNo:	SW8015B			Analysis Date:	7/20/2020	SeqNo:	2325227		
Analyte		Result	LOQ	SPK value	SPK Ref Val		%REC	Low Limit	High Limit	RPD Ref Value	%RPD	RPDLimit	Qual
Gasoline Range Organics C6-C10		1000	40	1000	0		105	79	122				
Surr: Trifluorotoluene		0											
Surr: 1,2-Dichlorobenzene-d4		51		50.00			103	70	130				
Surr: 4-Bromofluorobenzene		0											

Sample ID:	VOA8 MBLK 072020	Samp Type:	MBLK	Test Code:	SW_8015S-GRO	Units:	µg/Kg	Prep Date:	7/20/2020	RunNo:	120051
Client ID:	PBS	Batch ID:	R120051	TestNo:	SW8015B			Analysis Date:	7/20/2020	SeqNo:	2325229
Analyte	Result	LOQ	SPK value	SPK Ref Val	%REC	Low Limit	High Limit	RPD Ref Value	%RPD	RPDLimit	Qual
Gasoline Range Organics C6-C10	25	40									U
Surr: Trifluorotoluene	0										
Surr: 1,2-Dichlorobenzene-d4	46		50.00		92.3	70	130				
Surr: 4-Bromofluorobenzene	0										

Sample ID:	2006481-014BMS	Samp Type:	MS	Test Code:	SW_8015S-GRO	Units:	µg/Kg-dry	Prep Date:	7/21/2020	RunNo:	120051
Client ID:	TAFBS-S-37MS1	Batch ID:	R120051	TestNo:	SW8015B			Analysis Date:	7/21/2020	SeqNo:	2325247
Analyte	Result	LOQ	SPK value	SPK Ref Val	%REC	Low Limit	High Limit	RPD Ref Value	%RPD	RPDLimit	Qual
Gasoline Range Organics C6-C10	54000	2200	54380	0	99.8	79	122				H
Surr: Trifluorotoluene	0		0		0	70	130				H
Surr: 1,2-Dichlorobenzene-d4	2800		2719		102	70	130				H
Surr: 4-Bromofluorobenzene	0		0		0	67	134				H

Sample ID:	2006481-014BMSD	Samp Type:	MSD	Test Code:	SW_8015S-GRO	Units:	µg/Kg-dry	Prep Date:	7/21/2020	RunNo:	120051
Client ID:	TAFBS-S-37SD1	Batch ID:	R120051	TestNo:	SW8015B			Analysis Date:	7/21/2020	SeqNo:	2325248
Analyte	Result	LOQ	SPK value	SPK Ref Val	%REC	Low Limit	High Limit	RPD Ref Value	%RPD	RPDLimit	Qual
Gasoline Range Organics C6-C10	55000	2200	54380	0	100	79	122	54260	0.619	25	H
Surr: Trifluorotoluene	0		0		0	70	130		0	25	H
Surr: 1,2-Dichlorobenzene-d4	2700		2719		99.2	70	130		0	25	H
Surr: 4-Bromofluorobenzene	0		0		0	67	134		0	25	H

Client: USACE Sacramento District

Project: Travis AFB Runway 21R/03L

Batch ID: R120053

Sample ID:	VOA8 LCS 072120	Samp Type:	LCS	Test Code:	SW_8015S-GRO	Units:	µg/Kg	Prep Date:	7/21/2020	RunNo:	120053
Client ID:	LCSS	Batch ID:	R120053	TestNo:	SW8015B			Analysis Date:	7/21/2020	SeqNo:	2325256
Analyte	Result	LOQ	SPK value	SPK Ref Val	%REC	Low Limit	High Limit	RPD Ref Value	%RPD	RPDLimit	Qual

Gasoline Range Organics C6-C10	1000	40	1000	0	101	79	122				
Surr: Trifluorotoluene	0										
Surr: 1,2-Dichlorobenzene-d4	50		50.00		99.8	70	130				
Surr: 4-Bromofluorobenzene	0										

Sample ID:	VOA8 MBLK 072120	Samp Type:	MBLK	Test Code:	SW_8015S-GRO	Units:	µg/Kg	Prep Date:	7/21/2020	RunNo:	120053
Client ID:	PBS	Batch ID:	R120053	TestNo:	SW8015B			Analysis Date:	7/21/2020	SeqNo:	2325258
Analyte	Result	LOQ	SPK value	SPK Ref Val	%REC	Low Limit	High Limit	RPD Ref Value	%RPD	RPDLimit	Qual

Gasoline Range Organics C6-C10	25	40									U
Surr: Trifluorotoluene	0										
Surr: 1,2-Dichlorobenzene-d4	49		50.00		98.8	70	130				
Surr: 4-Bromofluorobenzene	0										

Sample ID:	2006518-006BMS	Samp Type:	MS	Test Code:	SW_8015S-GRO	Units:	µg/Kg-dry	Prep Date:	7/21/2020	RunNo:	120053
Client ID:	ZZZZZZ	Batch ID:	R120053	TestNo:	SW8015B			Analysis Date:	7/21/2020	SeqNo:	2325276
Analyte	Result	LOQ	SPK value	SPK Ref Val	%REC	Low Limit	High Limit	RPD Ref Value	%RPD	RPDLimit	Qual

Gasoline Range Organics C6-C10	56000	2200	54820	0	103	79	122				H
Surr: Trifluorotoluene	0		0		0	70	130				H
Surr: 1,2-Dichlorobenzene-d4	2700		2741		96.9	70	130				H
Surr: 4-Bromofluorobenzene	0		0		0	67	134				H

Sample ID:	2006518-006BMSD	Samp Type:	MSD	Test Code:	SW_8015S-GRO	Units:	µg/Kg-dry	Prep Date:	7/21/2020	RunNo:	120053
Client ID:	ZZZZZZ	Batch ID:	R120053	TestNo:	SW8015B			Analysis Date:	7/21/2020	SeqNo:	2325277
Analyte	Result	LOQ	SPK value	SPK Ref Val	%REC	Low Limit	High Limit	RPD Ref Value	%RPD	RPDLimit	Qual

Gasoline Range Organics C6-C10	56000	2200	54820	0	101	79	122	56270	1.20	25	H
Surr: Trifluorotoluene	0		0		0	70	130		0	25	H
Surr: 1,2-Dichlorobenzene-d4	2600		2741		96.5	70	130		0	25	H
Surr: 4-Bromofluorobenzene	0		0		0	67	134		0	25	H



## Form I

CLIENT SAMPLE NO.

TAFBS-S-50

Lab Name: RTI Laboratories, Inc. Contract:Lab Code: GLEN01 ClientID: USA17 SAS No.: SDG No.: 2006481Matrix: Soil Lab Sample ID: 2006481-001BSample wt/vol: G Lab File ID: Vial:Level: (low/med) LOW Date Collected: 6/23/2020 8:24 AM% Moisture: 8.0332 Date Received: 6/24/2020 9:49 AMExtract Volume: (ul) Date Analyzed: 7/20/2020 7:12 PMSeq Number: 2325233 Dilution Factor: 54.00GC Column: RTX-624 30m Batch ID: R120051Column ID: 0.25mm, 1.4um (mm)

CAS NO. COMPOUND CONC. UNITS: µg/Kg-dry Q DL LOD LOQ

GRO	Gasoline Range Organics C6-C10	1500	UH	1200	1500	2300
-----	--------------------------------	------	----	------	------	------

SW8015B

## Form I

CLIENT SAMPLE NO.

TAFBS-S-49

Lab Name: RTI Laboratories, Inc. Contract:Lab Code: GLEN01 ClientID: USA17 SAS No.: SDG No.: 2006481Matrix: Soil Lab Sample ID: 2006481-002BSample wt/vol: G Lab File ID: Vial:Level: (low/med) LOW Date Collected: 6/23/2020 8:29 AM% Moisture: 6.0896 Date Received: 6/24/2020 9:49 AMExtract Volume: (ul) Date Analyzed: 7/20/2020 7:42 PMSeq Number: 2325234 Dilution Factor: 53.00GC Column: RTX-624 30m Batch ID: R120051Column ID: 0.25mm, 1.4um (mm)

CAS NO. COMPOUND CONC. UNITS: µg/Kg-dry Q DL LOD LOQ

GRO	Gasoline Range Organics C6-C10	1400	UH	1200	1400	2300
-----	--------------------------------	------	----	------	------	------

SW8015B

## Form I

CLIENT SAMPLE NO.

TAFBS-S-48

Lab Name: RTI Laboratories, Inc. Contract:Lab Code: GLEN01 ClientID: USA17 SAS No.: SDG No.: 2006481Matrix: Soil Lab Sample ID: 2006481-003BSample wt/vol: G Lab File ID: Vial:Level: (low/med) LOW Date Collected: 6/23/2020 8:36 AM% Moisture: 5.912 Date Received: 6/24/2020 9:49 AMExtract Volume: (ul) Date Analyzed: 7/20/2020 8:11 PMSeq Number: 2325235 Dilution Factor: 53.00GC Column: RTX-624 30m Batch ID: R120051Column ID: 0.25mm, 1.4um (mm)

CAS NO. COMPOUND CONC. UNITS: µg/Kg-dry Q DL LOD LOQ

GRO	Gasoline Range Organics C6-C10	1400	UH	1200	1400	2300
-----	--------------------------------	------	----	------	------	------

SW8015B

## Form I

CLIENT SAMPLE NO.

TAFBS-S-47

Lab Name: RTI Laboratories, Inc. Contract:Lab Code: GLEN01 ClientID: USA17 SAS No.: SDG No.: 2006481Matrix: Soil Lab Sample ID: 2006481-004BSample wt/vol: G Lab File ID: Vial:Level: (low/med) LOW Date Collected: 6/23/2020 8:42 AM% Moisture: 5.1823 Date Received: 6/24/2020 9:49 AMExtract Volume: (ul) Date Analyzed: 7/20/2020 8:41 PMSeq Number: 2325236 Dilution Factor: 52.60GC Column: RTX-624 30m Batch ID: R120051Column ID: 0.25mm, 1.4um (mm)

CAS NO. COMPOUND CONC. UNITS: µg/Kg-dry Q DL LOD LOQ

GRO	Gasoline Range Organics C6-C10	1400	UH	1200	1400	2200
-----	--------------------------------	------	----	------	------	------

SW8015B

## Form I

CLIENT SAMPLE NO.

TAFBS-S-46

Lab Name: RTI Laboratories, Inc. Contract:Lab Code: GLEN01 ClientID: USA17 SAS No.: SDG No.: 2006481Matrix: Soil Lab Sample ID: 2006481-005BSample wt/vol: G Lab File ID: Vial:Level: (low/med) LOW Date Collected: 6/23/2020 8:47 AM% Moisture: 6.2422 Date Received: 6/24/2020 9:49 AMExtract Volume: (ul) Date Analyzed: 7/20/2020 9:11 PMSeq Number: 2325237 Dilution Factor: 53.10GC Column: RTX-624 30m Batch ID: R120051Column ID: 0.25mm, 1.4um (mm)CAS NO. COMPOUND CONC. UNITS:  $\mu\text{g/Kg-dry}$  Q DL LOD LOQ

GRO	Gasoline Range Organics C6-C10	1400	UH	1200	1400	2300
-----	--------------------------------	------	----	------	------	------

SW8015B

## Form I

CLIENT SAMPLE NO.

TAFBS-S-45

Lab Name: RTI Laboratories, Inc. Contract:Lab Code: GLEN01 ClientID: USA17 SAS No.: SDG No.: 2006481Matrix: Soil Lab Sample ID: 2006481-006BSample wt/vol: G Lab File ID: Vial:Level: (low/med) LOW Date Collected: 6/23/2020 8:52 AM% Moisture: 3.8765 Date Received: 6/24/2020 9:49 AMExtract Volume: (ul) Date Analyzed: 7/20/2020 9:41 PMSeq Number: 2325238 Dilution Factor: 51.90GC Column: RTX-624 30m Batch ID: R120051Column ID: 0.25mm, 1.4um (mm)

CAS NO. COMPOUND CONC. UNITS: µg/Kg-dry Q DL LOD LOQ

GRO	Gasoline Range Organics C6-C10	1300	UH	1100	1300	2200
-----	--------------------------------	------	----	------	------	------

SW8015B

## Form I

CLIENT SAMPLE NO.

TAFBS-S-44

Lab Name: RTI Laboratories, Inc. Contract:Lab Code: GLEN01 ClientID: USA17 SAS No.: SDG No.: 2006481Matrix: Soil Lab Sample ID: 2006481-007BSample wt/vol: G Lab File ID: Vial:Level: (low/med) LOW Date Collected: 6/23/2020 8:59 AM% Moisture: 5.0935 Date Received: 6/24/2020 9:49 AMExtract Volume: (ul) Date Analyzed: 7/20/2020 10:11 PMSeq Number: 2325239 Dilution Factor: 52.50GC Column: RTX-624 30m Batch ID: R120051Column ID: 0.25mm, 1.4um (mm)

CAS NO. COMPOUND CONC. UNITS: µg/Kg-dry Q DL LOD LOQ

GRO	Gasoline Range Organics C6-C10	1400	UH	1200	1400	2200
-----	--------------------------------	------	----	------	------	------

SW8015B

## Form I

CLIENT SAMPLE NO.

TAFBS-S-43

Lab Name: RTI Laboratories, Inc. Contract:Lab Code: GLEN01 ClientID: USA17 SAS No.: SDG No.: 2006481Matrix: Soil Lab Sample ID: 2006481-008BSample wt/vol: G Lab File ID: Vial:Level: (low/med) LOW Date Collected: 6/23/2020 9:06 AM% Moisture: 6.3352 Date Received: 6/24/2020 9:49 AMExtract Volume: (ul) Date Analyzed: 7/20/2020 10:41 PMSeq Number: 2325240 Dilution Factor: 53.20GC Column: RTX-624 30m Batch ID: R120051Column ID: 0.25mm, 1.4um (mm)

CAS NO. COMPOUND CONC. UNITS: µg/Kg-dry Q DL LOD LOQ

GRO	Gasoline Range Organics C6-C10	1400	UH	1200	1400	2300
-----	--------------------------------	------	----	------	------	------

SW8015B



## Form I

CLIENT SAMPLE NO.

TAFBS-S-42

Lab Name: RTI Laboratories, Inc. Contract:Lab Code: GLEN01 ClientID: USA17 SAS No.: SDG No.: 2006481Matrix: Soil Lab Sample ID: 2006481-009BSample wt/vol: G Lab File ID: Vial:Level: (low/med) LOW Date Collected: 6/23/2020 9:11 AM% Moisture: 7.4542 Date Received: 6/24/2020 9:49 AMExtract Volume: (ul) Date Analyzed: 7/20/2020 11:11 PMSeq Number: 2325241 Dilution Factor: 53.70GC Column: RTX-624 30m Batch ID: R120051Column ID: 0.25mm, 1.4um (mm)

CAS NO. COMPOUND CONC. UNITS: µg/Kg-dry Q DL LOD LOQ

GRO	Gasoline Range Organics C6-C10	1500	UH	1200	1500	2300
-----	--------------------------------	------	----	------	------	------

SW8015B

## Form I

CLIENT SAMPLE NO.

TAFBS-S-41

Lab Name: RTI Laboratories, Inc. Contract:Lab Code: GLEN01 ClientID: USA17 SAS No.: SDG No.: 2006481Matrix: Soil Lab Sample ID: 2006481-010BSample wt/vol: G Lab File ID: Vial:Level: (low/med) LOW Date Collected: 6/23/2020 9:19 AM% Moisture: 3.819 Date Received: 6/24/2020 9:49 AMExtract Volume: (ul) Date Analyzed: 7/20/2020 11:41 PMSeq Number: 2325242 Dilution Factor: 51.90GC Column: RTX-624 30m Batch ID: R120051Column ID: 0.25mm, 1.4um (mm)

CAS NO. COMPOUND CONC. UNITS: µg/Kg-dry Q DL LOD LOQ

GRO	Gasoline Range Organics C6-C10	1300	UH	1100	1300	2200
-----	--------------------------------	------	----	------	------	------

SW8015B

## Form I

CLIENT SAMPLE NO.

TAFBS-S-40

Lab Name: RTI Laboratories, Inc. Contract:Lab Code: GLEN01 ClientID: USA17 SAS No.: SDG No.: 2006481Matrix: Soil Lab Sample ID: 2006481-011BSample wt/vol: G Lab File ID: Vial:Level: (low/med) LOW Date Collected: 6/23/2020 9:25 AM% Moisture: 4.3503 Date Received: 6/24/2020 9:49 AMExtract Volume: (ul) Date Analyzed: 7/21/2020 12:10 AMSeq Number: 2325243 Dilution Factor: 52.20GC Column: RTX-624 30m Batch ID: R120051Column ID: 0.25mm, 1.4um (mm)CAS NO. COMPOUND CONC. UNITS:  $\mu\text{g/Kg-dry}$  Q DL LOD LOQ

GRO	Gasoline Range Organics C6-C10	1400	UH	1100	1400	2200
-----	--------------------------------	------	----	------	------	------

SW8015B

## Form I

CLIENT SAMPLE NO.

TAFBS-S-39

Lab Name: RTI Laboratories, Inc. Contract:Lab Code: GLEN01 ClientID: USA17 SAS No.: SDG No.: 2006481Matrix: Soil Lab Sample ID: 2006481-012BSample wt/vol: G Lab File ID: Vial:Level: (low/med) LOW Date Collected: 6/23/2020 9:35 AM% Moisture: 8.2661 Date Received: 6/24/2020 9:49 AMExtract Volume: (ul) Date Analyzed: 7/21/2020 12:40 AMSeq Number: 2325244 Dilution Factor: 54.10GC Column: RTX-624 30m Batch ID: R120051Column ID: 0.25mm, 1.4um (mm)

CAS NO. COMPOUND CONC. UNITS: µg/Kg-dry Q DL LOD LOQ

GRO	Gasoline Range Organics C6-C10	1500	UH	1200	1500	2400
-----	--------------------------------	------	----	------	------	------

SW8015B

## Form I

CLIENT SAMPLE NO.

TAFBS-S-38

Lab Name: RTI Laboratories, Inc. Contract:Lab Code: GLEN01 ClientID: USA17 SAS No.: SDG No.: 2006481Matrix: Soil Lab Sample ID: 2006481-013BSample wt/vol: G Lab File ID: Vial:Level: (low/med) LOW Date Collected: 6/23/2020 9:42 AM% Moisture: 6.448 Date Received: 6/24/2020 9:49 AMExtract Volume: (ul) Date Analyzed: 7/21/2020 1:11 AMSeq Number: 2325245 Dilution Factor: 53.20GC Column: RTX-624 30m Batch ID: R120051Column ID: 0.25mm, 1.4um (mm)

CAS NO.	COMPOUND	CONC.	UNITS: µg/Kg-dry	Q	DL	LOD	LOQ
GRO	Gasoline Range Organics C6-C10	1400	UH	1200	1400	2300	

SW8015B

## Form I

CLIENT SAMPLE NO.

TAFBS-S-37

Lab Name: RTI Laboratories, Inc. Contract:Lab Code: GLEN01 ClientID: USA17 SAS No.: SDG No.: 2006481Matrix: Soil Lab Sample ID: 2006481-014BSample wt/vol: G Lab File ID: Vial:Level: (low/med) LOW Date Collected: 6/23/2020 9:49 AM% Moisture: 4.1949 Date Received: 6/24/2020 9:49 AMExtract Volume: (ul) Date Analyzed: 7/21/2020 1:40 AMSeq Number: 2325246 Dilution Factor: 52.10GC Column: RTX-624 30m Batch ID: R120051Column ID: 0.25mm, 1.4um (mm)CAS NO. COMPOUND CONC. UNITS:  $\mu\text{g/Kg-dry}$  Q DL LOD LOQ

GRO	Gasoline Range Organics C6-C10	1400	UH	1100	1400	2200
-----	--------------------------------	------	----	------	------	------

SW8015B

## Form I

CLIENT SAMPLE NO.

TAFBS-S-36

Lab Name: RTI Laboratories, Inc. Contract:Lab Code: GLEN01 ClientID: USA17 SAS No.: SDG No.: 2006481Matrix: Soil Lab Sample ID: 2006481-015BSample wt/vol: G Lab File ID: Vial:Level: (low/med) LOW Date Collected: 6/23/2020 9:55 AM% Moisture: 4.8645 Date Received: 6/24/2020 9:49 AMExtract Volume: (ul) Date Analyzed: 7/21/2020 6:40 AMSeq Number: 2325259 Dilution Factor: 52.40GC Column: RTX-624 30m Batch ID: R120053Column ID: 0.25mm, 1.4um (mm)

CAS NO. COMPOUND CONC. UNITS: µg/Kg-dry Q DL LOD LOQ

GRO	Gasoline Range Organics C6-C10	1400	UH	1100	1400	2200
-----	--------------------------------	------	----	------	------	------

SW8015B

## Form I

CLIENT SAMPLE NO.

TAFBS-S-35

Lab Name: RTI Laboratories, Inc. Contract:Lab Code: GLEN01 ClientID: USA17 SAS No.: SDG No.: 2006481Matrix: Soil Lab Sample ID: 2006481-016BSample wt/vol: G Lab File ID: Vial:Level: (low/med) LOW Date Collected: 6/23/2020 10:03 AM% Moisture: 10.0248 Date Received: 6/24/2020 9:49 AMExtract Volume: (ul) Date Analyzed: 7/21/2020 7:10 AMSeq Number: 2325260 Dilution Factor: 55.00GC Column: RTX-624 30m Batch ID: R120053Column ID: 0.25mm, 1.4um (mm)

CAS NO. COMPOUND CONC. UNITS: µg/Kg-dry Q DL LOD LOQ

GRO	Gasoline Range Organics C6-C10	1500	UH	1300	1500	2400
-----	--------------------------------	------	----	------	------	------

SW8015B



## Form I

CLIENT SAMPLE NO.

TAFBS-S-34

Lab Name: RTI Laboratories, Inc. Contract:Lab Code: GLEN01 ClientID: USA17 SAS No.: SDG No.: 2006481Matrix: Soil Lab Sample ID: 2006481-017BSample wt/vol: G Lab File ID: Vial:Level: (low/med) LOW Date Collected: 6/23/2020 11:29 AM% Moisture: 5.2743 Date Received: 6/24/2020 9:49 AMExtract Volume: (ul) Date Analyzed: 7/21/2020 7:40 AMSeq Number: 2325261 Dilution Factor: 52.60GC Column: RTX-624 30m Batch ID: R120053Column ID: 0.25mm, 1.4um (mm)

CAS NO. COMPOUND CONC. UNITS: µg/Kg-dry Q DL LOD LOQ

GRO	Gasoline Range Organics C6-C10	1400	UH	1200	1400	2200
-----	--------------------------------	------	----	------	------	------

SW8015B

## Form I

CLIENT SAMPLE NO.

TAFBS-S-33

Lab Name: RTI Laboratories, Inc. Contract:Lab Code: GLEN01 ClientID: USA17 SAS No.: SDG No.: 2006481Matrix: Soil Lab Sample ID: 2006481-018BSample wt/vol: G Lab File ID: Vial:Level: (low/med) LOW Date Collected: 6/23/2020 11:37 AM% Moisture: 4.2857 Date Received: 6/24/2020 9:49 AMExtract Volume: (ul) Date Analyzed: 7/21/2020 8:10 AMSeq Number: 2325262 Dilution Factor: 52.10GC Column: RTX-624 30m Batch ID: R120053Column ID: 0.25mm, 1.4um (mm)

CAS NO. COMPOUND CONC. UNITS: µg/Kg-dry Q DL LOD LOQ

GRO	Gasoline Range Organics C6-C10	1400	UH	1100	1400	2200
-----	--------------------------------	------	----	------	------	------

SW8015B

## Form I

CLIENT SAMPLE NO.

TAFBS-S-32

Lab Name: RTI Laboratories, Inc. Contract:Lab Code: GLEN01 ClientID: USA17 SAS No.: SDG No.: 2006481Matrix: Soil Lab Sample ID: 2006481-019BSample wt/vol: G Lab File ID: Vial:Level: (low/med) LOW Date Collected: 6/23/2020 11:46 AM% Moisture: 7.8571 Date Received: 6/24/2020 9:49 AMExtract Volume: (ul) Date Analyzed: 7/21/2020 8:40 AMSeq Number: 2325263 Dilution Factor: 53.90GC Column: RTX-624 30m Batch ID: R120053Column ID: 0.25mm, 1.4um (mm)

CAS NO. COMPOUND CONC. UNITS: µg/Kg-dry Q DL LOD LOQ

GRO	Gasoline Range Organics C6-C10	1500	UH	1200	1500	2300
-----	--------------------------------	------	----	------	------	------

SW8015B

## Form I

CLIENT SAMPLE NO.

TAFBS-S-31

Lab Name: RTI Laboratories, Inc. Contract:Lab Code: GLEN01 ClientID: USA17 SAS No.: SDG No.: 2006481Matrix: Soil Lab Sample ID: 2006481-020BSample wt/vol: G Lab File ID: Vial:Level: (low/med) LOW Date Collected: 6/23/2020 11:54 AM% Moisture: 7.8035 Date Received: 6/24/2020 9:49 AMExtract Volume: (ul) Date Analyzed: 7/21/2020 9:10 AMSeq Number: 2325264 Dilution Factor: 53.90GC Column: RTX-624 30m Batch ID: R120053Column ID: 0.25mm, 1.4um (mm)

CAS NO. COMPOUND CONC. UNITS: µg/Kg-dry Q DL LOD LOQ

GRO	Gasoline Range Organics C6-C10	1500	UH	1200	1500	2300
-----	--------------------------------	------	----	------	------	------

SW8015B

## Form I

CLIENT SAMPLE NO.

TAFBS-S-30

Lab Name: RTI Laboratories, Inc. Contract:Lab Code: GLEN01 ClientID: USA17 SAS No.: SDG No.: 2006481Matrix: Soil Lab Sample ID: 2006481-021BSample wt/vol: G Lab File ID: Vial:Level: (low/med) LOW Date Collected: 6/23/2020 12:04 PM% Moisture: 8.255 Date Received: 6/24/2020 9:49 AMExtract Volume: (ul) Date Analyzed: 7/21/2020 9:40 AMSeq Number: 2325265 Dilution Factor: 54.10GC Column: RTX-624 30m Batch ID: R120053Column ID: 0.25mm, 1.4um (mm)

CAS NO. COMPOUND CONC. UNITS: µg/Kg-dry Q DL LOD LOQ

GRO	Gasoline Range Organics C6-C10	1500	UH	1200	1500	2400
-----	--------------------------------	------	----	------	------	------

SW8015B

## Form I

CLIENT SAMPLE NO.

TAFBS-S-29

Lab Name: RTI Laboratories, Inc. Contract:Lab Code: GLEN01 ClientID: USA17 SAS No.: SDG No.: 2006481Matrix: Soil Lab Sample ID: 2006481-022BSample wt/vol: G Lab File ID: Vial:Level: (low/med) LOW Date Collected: 6/23/2020 12:10 PM% Moisture: 8.809 Date Received: 6/24/2020 9:49 AMExtract Volume: (ul) Date Analyzed: 7/21/2020 10:11 AMSeq Number: 2325266 Dilution Factor: 54.40GC Column: RTX-624 30m Batch ID: R120053Column ID: 0.25mm, 1.4um (mm)

CAS NO. COMPOUND CONC. UNITS: µg/Kg-dry Q DL LOD LOQ

GRO	Gasoline Range Organics C6-C10	1500	UH	1200	1500	2400
-----	--------------------------------	------	----	------	------	------

SW8015B

## Form I

CLIENT SAMPLE NO.

TAFBS-S-28

Lab Name: RTI Laboratories, Inc. Contract:Lab Code: GLEN01 ClientID: USA17 SAS No.: SDG No.: 2006481Matrix: Soil Lab Sample ID: 2006481-023BSample wt/vol: G Lab File ID: Vial:Level: (low/med) LOW Date Collected: 6/23/2020 12:20 PM% Moisture: 5.5034 Date Received: 6/24/2020 9:49 AMExtract Volume: (ul) Date Analyzed: 7/21/2020 10:41 AMSeq Number: 2325267 Dilution Factor: 52.80GC Column: RTX-624 30m Batch ID: R120053Column ID: 0.25mm, 1.4um (mm)

CAS NO. COMPOUND CONC. UNITS: µg/Kg-dry Q DL LOD LOQ

GRO	Gasoline Range Organics C6-C10	1400	UH	1200	1400	2200
-----	--------------------------------	------	----	------	------	------

SW8015B

## Form I

CLIENT SAMPLE NO.

TAFBS-S-27

Lab Name: RTI Laboratories, Inc. Contract:Lab Code: GLEN01 ClientID: USA17 SAS No.: SDG No.: 2006481Matrix: Soil Lab Sample ID: 2006481-024BSample wt/vol: G Lab File ID: Vial:Level: (low/med) LOW Date Collected: 6/23/2020 12:29 PM% Moisture: 5.9296 Date Received: 6/24/2020 9:49 AMExtract Volume: (ul) Date Analyzed: 7/21/2020 11:10 AMSeq Number: 2325268 Dilution Factor: 53.00GC Column: RTX-624 30m Batch ID: R120053Column ID: 0.25mm, 1.4um (mm)

CAS NO. COMPOUND CONC. UNITS: µg/Kg-dry Q DL LOD LOQ

GRO	Gasoline Range Organics C6-C10	1400	UH	1200	1400	2300
-----	--------------------------------	------	----	------	------	------

SW8015B



## Form I

CLIENT SAMPLE NO.

TAFBS-S-26

Lab Name: RTI Laboratories, Inc. Contract:Lab Code: GLEN01 ClientID: USA17 SAS No.: SDG No.: 2006481Matrix: Soil Lab Sample ID: 2006481-025BSample wt/vol: G Lab File ID: Vial:Level: (low/med) LOW Date Collected: 6/23/2020 12:43 PM% Moisture: 8.2988 Date Received: 6/24/2020 9:49 AMExtract Volume: (ul) Date Analyzed: 7/21/2020 11:40 AMSeq Number: 2325269 Dilution Factor: 54.10GC Column: RTX-624 30m Batch ID: R120053Column ID: 0.25mm, 1.4um (mm)

CAS NO. COMPOUND CONC. UNITS: µg/Kg-dry Q DL LOD LOQ

GRO	Gasoline Range Organics C6-C10	1500	UH	1200	1500	2400
-----	--------------------------------	------	----	------	------	------

SW8015B

## Form I

CLIENT SAMPLE NO.

VOA8 MBLK 072020

Lab Name: RTI Laboratories, Inc. Contract:Lab Code: GLEN01ClientID: USA17

SAS No.:

SDG No.: 2006481Matrix: SolidLab Sample ID: VOA8 MBLK 072020Sample wt/vol: GLab File ID: Vial:Level: (low/med) LOW

Date Collected:

% Moisture: N/A

Date Received:

Extract Volume: (ul)Date Analyzed: 7/20/2020 5:11 PMSeq Number: 2325229Dilution Factor: 1.00GC Column: RTX-624 30mBatch ID: R120051Column ID: 0.25mm, 1.4um (mm)

CAS NO.	COMPOUND	CONC. UNITS: µg/Kg	Q	DL	LOD	LOQ
GRO	Gasoline Range Organics C6-C10	25	U	21	25	40

SW8015B

## Form I

CLIENT SAMPLE NO.

VOA8 LCS 072020

Lab Name: RTI Laboratories, Inc. Contract:Lab Code: GLEN01ClientID: USA17

SAS No.:

SDG No.: 2006481Matrix: SolidLab Sample ID: VOA8 LCS 072020Sample wt/vol: GLab File ID: Vial:Level: (low/med) LOW

Date Collected:

% Moisture:

N/A

Date Received:

Extract Volume: (ul)Date Analyzed: 7/20/2020 4:12 PMSeq Number: 2325227Dilution Factor: 1.00GC Column: RTX-624 30mBatch ID: R120051Column ID: 0.25mm, 1.4um (mm)

CAS NO.	COMPOUND	CONC. UNITS: µg/Kg	Q	DL	LOD	LOQ
GRO	Gasoline Range Organics C6-C10	1000		21	25	40

SW8015B

## Form I

CLIENT SAMPLE NO.

TAFBS-S-37MS

Lab Name: RTI Laboratories, Inc. Contract:Lab Code: GLEN01 ClientID: USA17 SAS No.: SDG No.: 2006481Matrix: Soil Lab Sample ID: 2006481-014BSample wt/vol: G Lab File ID: Vial:Level: (low/med) LOW Date Collected: 6/23/2020 9:49 AM% Moisture: 4.1949 Date Received: 6/24/2020 9:49 AMExtract Volume: (ul) Date Analyzed: 7/21/2020 2:10 AMSeq Number: 2325247 Dilution Factor: 52.10GC Column: RTX-624 30m Batch ID: R120051Column ID: 0.25mm, 1.4um (mm)CAS NO. COMPOUND CONC. UNITS:  $\mu\text{g/Kg-dry}$  Q DL LOD LOQ

GRO	Gasoline Range Organics C6-C10	54000	H	1100	1400	2200
-----	--------------------------------	-------	---	------	------	------

SW8015B

## Form I

CLIENT SAMPLE NO.

TAFBS-S-37MSD

Lab Name: RTI Laboratories, Inc. Contract:Lab Code: GLEN01 ClientID: USA17 SAS No.: SDG No.: 2006481Matrix: Soil Lab Sample ID: 2006481-014BSample wt/vol: G Lab File ID: Vial:Level: (low/med) LOW Date Collected: 6/23/2020 9:49 AM% Moisture: 4.1949 Date Received: 6/24/2020 9:49 AMExtract Volume: (ul) Date Analyzed: 7/21/2020 2:40 AMSeq Number: 2325248 Dilution Factor: 52.10GC Column: RTX-624 30m Batch ID: R120051Column ID: 0.25mm, 1.4um (mm)

CAS NO. COMPOUND CONC. UNITS: µg/Kg-dry Q DL LOD LOQ

GRO	Gasoline Range Organics C6-C10	55000	H	1100	1400	2200
-----	--------------------------------	-------	---	------	------	------

SW8015B

## Form I

CLIENT SAMPLE NO.

VOA8 MBLK 072120

Lab Name: RTI Laboratories, Inc. Contract:Lab Code: GLEN01 ClientID: USA17 SAS No.: SDG No.: 2006481Matrix: Solid Lab Sample ID: VOA8 MBLK 072120Sample wt/vol: G Lab File ID: Vial:Level: (low/med) LOW Date Collected:% Moisture: N/A Date Received:Extract Volume: (ul) Date Analyzed: 7/21/2020 6:10 AMSeq Number: 2325258 Dilution Factor: 1.00GC Column: RTX-624 30m Batch ID: R120053Column ID: 0.25mm, 1.4um (mm)

CAS NO. COMPOUND CONC. UNITS: µg/Kg Q DL LOD LOQ

GRO	Gasoline Range Organics C6-C10	25	U	21	25	40
-----	--------------------------------	----	---	----	----	----

SW8015B

## Form I

CLIENT SAMPLE NO.

VOA8 LCS 072120

Lab Name: RTI Laboratories, Inc. Contract:Lab Code: GLEN01 ClientID: USA17 SAS No.: SDG No.: 2006481Matrix: Solid Lab Sample ID: VOA8 LCS 072120Sample wt/vol: G Lab File ID: Vial:Level: (low/med) LOW Date Collected:% Moisture: N/A Date Received:Extract Volume: (ul) Date Analyzed: 7/21/2020 5:10 AMSeq Number: 2325256 Dilution Factor: 1.00GC Column: RTX-624 30m Batch ID: R120053Column ID: 0.25mm, 1.4um (mm)

CAS NO. COMPOUND CONC. UNITS: µg/Kg Q DL LOD LOQ

GRO	Gasoline Range Organics C6-C10	1000		21	25	40
-----	--------------------------------	------	--	----	----	----

SW8015B

## Form I

CLIENT SAMPLE NO.

MS

Lab Name: RTI Laboratories, Inc. Contract:Lab Code: GLEN01 ClientID: USA17 SAS No.: SDG No.: 2006481Matrix: Solid Lab Sample ID: 2006518-006BMSSample wt/vol: G Lab File ID: Vial:Level: (low/med) LOW Date Collected:% Moisture: 4.5977 Date Received:Extract Volume: (ul) Date Analyzed: 7/21/2020 3:09 PMSeq Number: 2325276 Dilution Factor: 52.30GC Column: RTX-624 30m Batch ID: R120053Column ID: 0.25mm, 1.4um (mm)

CAS NO. COMPOUND CONC. UNITS: µg/Kg-dry Q DL LOD LOQ

GRO	Gasoline Range Organics C6-C10	56000	H	1100	1400	2200
-----	--------------------------------	-------	---	------	------	------

SW8015B



## Form I

CLIENT SAMPLE NO.

MSD

Lab Name: RTI Laboratories, Inc. Contract:Lab Code: GLEN01 ClientID: USA17 SAS No.: SDG No.: 2006481Matrix: Solid Lab Sample ID: 2006518-006BMSDSample wt/vol: G Lab File ID: Vial:Level: (low/med) LOW Date Collected:% Moisture: 4.5977 Date Received:Extract Volume: (ul) Date Analyzed: 7/21/2020 3:40 PMSeq Number: 2325277 Dilution Factor: 52.30GC Column: RTX-624 30m Batch ID: R120053Column ID: 0.25mm, 1.4um (mm)CAS NO. COMPOUND CONC. UNITS:  $\mu\text{g/Kg-dry}$  Q DL LOD LOQ

GRO	Gasoline Range Organics C6-C10	56000	H	1100	1400	2200
-----	--------------------------------	-------	---	------	------	------

SW8015B

FORM II B  
SYSTEM MONITORING COMPOUND RECOVERY

Lab Name: RTI Laboratories, Inc. Contract: USA17  
 Lab Code: GLEN01 Client No: USA17  
 SAS No.: SDG No.: 2006481 Level (low/med): low  
 GC Column(1): RTX-624 30m ID: 0.25mm, 1.4um (mm)  
 GC Column(2): ID: (mm)

	Client SAMPLE NO.	TOT OUT	SMC1 (4BF) #	SMC2 (DC4) #	SMC3 (TFT) #
01	VOA8 LCS 072020	0	0	103	0
02	VOA8 MBLK 072020	0	0	92.3	0
03	TAFBS-S-50	0		89.5	
04	TAFBS-S-49	0		95.8	
05	TAFBS-S-48	0		92.3	
06	TAFBS-S-47	0		96.8	
07	TAFBS-S-46	0		94.7	
08	TAFBS-S-45	0		90.1	
09	TAFBS-S-44	0		88.9	
10	TAFBS-S-43	0		93.5	
11	TAFBS-S-42	0		93.1	
12	TAFBS-S-41	0		99.6	
13	TAFBS-S-40	0		95.2	
14	TAFBS-S-39	0		95.9	
15	TAFBS-S-38	0		98.1	
16	TAFBS-S-37	0		99.3	
17	TAFBS-S-37MS	0	0	102	0
18	TAFBS-S-37MSD	0	0	99.2	0
19	VOA8 LCS 072120	0	0	99.8	0
20	VOA8 MBLK 072120	0	0	98.8	0
21	TAFBS-S-36	0		88.7	
22	TAFBS-S-35	0		96.9	
23	TAFBS-S-34	0		89.7	
24	TAFBS-S-33	0		88.0	
25	TAFBS-S-32	0		86.6	
26	TAFBS-S-31	0		92.5	
27	TAFBS-S-30	0		96.8	

	Client SAMPLE NO.	TOT OUT	SMC1 (4BF) #	SMC2 (DC4) #	SMC3 (TFT) #
28	TAFBS-S-29	0		95.7	
29	TAFBS-S-28	0		100	
30	TAFBS-S-27	0		99.5	
31	TAFBS-S-26	0		100	
32	MS	0	0	96.9	0
33	MSD	0	0	96.5	0

			QC Limit
SMC3	(TFT)	=Trifluorotoluene	70-130
SMC2	(DC4)	=1,2-Dichlorobenzene-d4	70-130
SMC1	(4BF)	=4-Bromofluorobenzene	67-134

# Column to be used to flag recovery values

\* Values outside of contract required QC limits

FORM II

SW8015B

FORM III  
SYSTEM MONITORING SPIKE/DUPLICATE RECOVERY

Lab Name: RTI Laboratories, Inc. Contract: USA17

Lab Code: GLEN01 ClientID: USA17 SAS No.: SDG No.: 2006481

Sample ID: 2006481-014B Level: (low/med) LOW

COMPOUND	SPIKE ADDED Units (µg/Kg)	SAMPLE CONC. Units (µg/Kg)	MS CONC. Units (µg/Kg)	MS % REC #	QC LIMITS REC	SPIKE ADDED Units (µg/Kg)	MSD CONC. Units (µg/Kg)	MSD % REC #	% RPD #	QC LIMITS RPD REC	
Gasoline Range Organics C6-C10	54000	0	54000	99.8	79-122	54000	55000	100	0.619	25	79-122

# Column to be used to flag recovery and RPD values with an asterisk

\* Values outside of QC limits

RPD: 0 out of 1 outside limits

Spike Recovery: 0 out of 2 outside limits

FORM III  
SYSTEM MONITORING SPIKE/DUPLICATE RECOVERY

Lab Name: RTI Laboratories, Inc. Contract: USA17

Lab Code: GLEN01 ClientID: USA17 SAS No.: SDG No.: 2006481

Sample ID: 2006518-006BMSD Level: (low/med) LOW

COMPOUND	SPIKE ADDED Units (µg/Kg)	SAMPLE CONC. Units (µg/Kg)	MS CONC. Units (µg/Kg)	MS % REC #	QC LIMITS REC	SPIKE ADDED Units (µg/Kg)	MSD CONC. Units (µg/Kg)	MSD % REC #	% RPD #	QC LIMITS RPD REC	
Gasoline Range Organics C6-C10	55000	0	56000	103	79-122	55000	56000	101	1.20	25	79-122

# Column to be used to flag recovery and RPD values with an asterisk

\* Values outside of QC limits

RPD: 0 out of 1 outside limits

Spike Recovery: 0 out of 2 outside limits

FORM III A  
SYSTEM MONITORING SPIKE RECOVERY

Lab Name: RTI Laboratories, Inc. Contract: USA17 SDG No: 2006481  
Lab Code: GLEN01 ClientID: USA17 SAS No:  
Sample ID: VOA8 LCS 072020 Level(low/med): LOW

COMPOUND	SPIKE ADDED(µg/Kg)	SAMPLE CONCENTRATION (µg/Kg)	SPIKE CONCENTRATION (µg/Kg)	SPIKE % REC #	QC LIMITS REC.
Gasoline Range Organics C6-C10	1000	0	1000	105	79-122

# Column to be used to flag recovery and RPD values with an asterisk

\* Values outside of QC limits

Spike Recovery: 0 out of 1 outside limits

SW8015B

FORM III A  
SYSTEM MONITORING SPIKE RECOVERY

Lab Name: RTI Laboratories, Inc. Contract: USA17 SDG No: 2006481  
Lab Code: GLEN01 ClientID: USA17 SAS No:  
Sample ID: VOA8 LCS 072120 Level(low/med): LOW

COMPOUND	SPIKE ADDED(µg/Kg)	SAMPLE CONCENTRATION (µg/Kg)	SPIKE CONCENTRATION (µg/Kg)	SPIKE % REC #	QC LIMITS REC.
Gasoline Range Organics C6-C10	1000	0	1000	101	79-122

# Column to be used to flag recovery and RPD values with an asterisk

\* Values outside of QC limits

Spike Recovery: 0 out of 1 outside limits

SW8015B

FORM IV  
METHOD BLANK SUMMARY

Client SAMPLE NO.

VOA8 MBLK 072020

Lab Name: RTI Laboratories, Inc.

Contract: USA17

Lab Code: GLEN01 ClientID: USA17

SAS No.: SDG No.: 2006481

Lab File ID:          Vial:         

Lab Sample ID: VOA8 MBLK 072020

Date/Time Analyzed: 7/20/2020 5:11 PM

Instrument ID: GC-PT-FID

GC Column: RTX-624 30m

Matrix: S

Column ID: 0.25mm, 1.4um (mm)

THIS METHOD BLANK APPLIES TO THE FOLLOWING: SAMPLES, LCS, LCSD, MS AND MSD

	CLIENT SAMPLE NO.	LAB SAMPLE ID	FILE ID	DATE ANALYZED
01	VOA8 LCS 072020	VOA8 LCS 072020	Vial:	7/20/2020 4:12 PM
02	ZZZZZ	2006479-005B	Vial:	7/20/2020 5:42 PM
03	ZZZZZ	2006479-006B	Vial:	7/20/2020 6:12 PM
04	ZZZZZ	2006479-007B	Vial:	7/20/2020 6:42 PM
05	TAFBS-S-50	2006481-001B	Vial:	7/20/2020 7:12 PM
06	TAFBS-S-49	2006481-002B	Vial:	7/20/2020 7:42 PM
07	TAFBS-S-48	2006481-003B	Vial:	7/20/2020 8:11 PM
08	TAFBS-S-47	2006481-004B	Vial:	7/20/2020 8:41 PM
09	TAFBS-S-46	2006481-005B	Vial:	7/20/2020 9:11 PM
10	TAFBS-S-45	2006481-006B	Vial:	7/20/2020 9:41 PM
11	TAFBS-S-44	2006481-007B	Vial:	7/20/2020 10:11 PM
12	TAFBS-S-43	2006481-008B	Vial:	7/20/2020 10:41 PM
13	TAFBS-S-42	2006481-009B	Vial:	7/20/2020 11:11 PM
14	TAFBS-S-41	2006481-010B	Vial:	7/20/2020 11:41 PM
15	TAFBS-S-40	2006481-011B	Vial:	7/21/2020 12:10 AM
16	TAFBS-S-39	2006481-012B	Vial:	7/21/2020 12:40 AM
17	TAFBS-S-38	2006481-013B	Vial:	7/21/2020 1:11 AM
18	TAFBS-S-37	2006481-014B	Vial:	7/21/2020 1:40 AM
19	TAFBS-S-37MS	2006481-014B	Vial:	7/21/2020 2:10 AM
20	TAFBS-S-37MSD	2006481-014B	Vial:	7/21/2020 2:40 AM



FORM IV  
METHOD BLANK SUMMARY

Client SAMPLE NO.

VOA8 MBLK 072120

Lab Name: RTI Laboratories, Inc.

Contract: USA17

Lab Code: GLEN01 ClientID: USA17

SAS No.: SDG No.: 2006481

Lab File ID:          Vial:         

Lab Sample ID: VOA8 MBLK 072120

Date/Time Analyzed: 7/21/2020 6:10 AM

Instrument ID: GC-PT-FID

GC Column: RTX-624 30m

Matrix: S

Column ID: 0.25mm, 1.4um(mm)

THIS METHOD BLANK APPLIES TO THE FOLLOWING: SAMPLES, LCS, LCSD, MS AND MSD

	CLIENT SAMPLE NO.	LAB SAMPLE ID	FILE ID	DATE ANALYZED
01	VOA8 LCS 072120	VOA8 LCS 072120	Vial:	7/21/2020 5:10 AM
02	TAFBS-S-36	2006481-015B	Vial:	7/21/2020 6:40 AM
03	TAFBS-S-35	2006481-016B	Vial:	7/21/2020 7:10 AM
04	TAFBS-S-34	2006481-017B	Vial:	7/21/2020 7:40 AM
05	TAFBS-S-33	2006481-018B	Vial:	7/21/2020 8:10 AM
06	TAFBS-S-32	2006481-019B	Vial:	7/21/2020 8:40 AM
07	TAFBS-S-31	2006481-020B	Vial:	7/21/2020 9:10 AM
08	TAFBS-S-30	2006481-021B	Vial:	7/21/2020 9:40 AM
09	TAFBS-S-29	2006481-022B	Vial:	7/21/2020 10:11 AM
10	TAFBS-S-28	2006481-023B	Vial:	7/21/2020 10:41 AM
11	TAFBS-S-27	2006481-024B	Vial:	7/21/2020 11:10 AM
12	TAFBS-S-26	2006481-025B	Vial:	7/21/2020 11:40 AM
13	ZZZZZ	2006518-001B	Vial:	7/21/2020 12:10 PM
14	ZZZZZ	2006518-002B	Vial:	7/21/2020 12:40 PM
15	ZZZZZ	2006518-003B	Vial:	7/21/2020 1:10 PM
16	ZZZZZ	2006518-004B	Vial:	7/21/2020 1:40 PM
17	ZZZZZ	2006518-005B	Vial:	7/21/2020 2:10 PM
18	ZZZZZ	2006518-006B	Vial:	7/21/2020 2:40 PM
19	MS	2006518-006BMS	Vial:	7/21/2020 3:09 PM
20	MSD	2006518-006BMSD	Vial:	7/21/2020 3:40 PM

## FORM VI

## Nonhalogenated Organics, GC/FID INITIAL CALIBRATION DATA

Lab Name: RTI Laboratories, Inc. Contract:Lab Code: GLEN01 Workorder: 2006481Calibration ID: 118287Instrument ID: GC-PT-FIDCalibration Begin Date/Time: 5/14/2020 6:45 PMGC Column: 0.25mm, 1.4umCalibration End Date/Time: 5/14/2020 9:44 PMColumn ID: RTX-624 30m (mm)

LAB FILE ID:

VOA8 100 ICAL 05142007.D  
051420 Vial:

VOA8 500 ICAL 05142008.D  
051420 Vial:

VOA8 5000 ICAL 05142011.D  
05142 Vial:

VOA8 10000 ICAL 05142012.D  
0514 Vial:

VOA8 5000 ICAL 05142011.D  
05142 Vial:

VOA8 10000 ICAL 05142012.D  
0514 Vial:

VOA8 40 ICAL 05142006.D  
051420 Vial:

COMPOUND	VOA8 100 ICAL 051420	VOA8 500 ICAL 051420	VOA8 1000 ICAL 05142	VOA8 2000 ICAL 05142	VOA8 5000 ICAL 05142	VOA8 10000 ICAL 0514	VOA8 40 ICAL 051420				CF	% RSD	R <sup>2</sup>	Curve Type
1,2-Dichlorobenzene-d4	549.20	487.10	472.56	459.14	474.80	467.81	749.00	0	0	0			1.00000	LINEAR_0
4-Bromofluorobenzene	0	0	0	0	0	0	0	0	0	0	0		0	AVERAGE
Gasoline Range Organics C6-C10	344.30	409.07	401.98	384.72	384.99	372.08	404.93	0	0	0	386.01	5.87		AVERAGE
Trifluorotoluene	0	0	0	0	0	0	0	0	0	0	0		0	AVERAGE

\* Compounds with required minimum RRF and maximum %RSD values.

All other compounds must meet a minimum RRF of 0.010.

## FORM VI C

## Nonhalogenated Organics, GC/FID INITIAL CALIBRATION DATA - RETENTION TIMES

Lab Name: RTI Laboratories, Inc. Contract:Lab Code: GLEN01 Workorder: 2006481Calibration ID: 118287Instrument ID: GC-PT-FIDCalibration Begin Date/Time: 5/14/2020 6:45 PMGC Column: 0.25mm, 1.4umCalibration End Date/Time: 5/14/2020 9:44 PMColumn ID: RTX-624 30m (mm)

## LAB FILE ID:

VOA8 100 ICAL 05142007.D VOA8 500 ICAL 05142008.D VOA8 5000 ICAL 05142011.D VOA8 10000 ICAL 05142012.D VOA8 5000 ICAL 05142011.D  
 051420 Vial: 051420 Vial: 05142 Vial: 0514 Vial: 05142 Vial:

VOA8 10000 ICAL 05142012.D VOA8 40 ICAL 05142006.D  
 0514 Vial: 051420 Vial:

COMPOUND	VOA8 100 ICAL 051420	VOA8 500 ICAL 051420	VOA8 1000 ICAL 05142	VOA8 2000 ICAL 05142	VOA8 5000 ICAL 05142	VOA8 10000 ICAL 0514	VOA8 40 ICAL 051420				Mean RT	Lower RT Limit	Upper RT Limit	
1,2-Dichlorobenzene-d4	15.64	15.64	15.64	15.64	15.64	15.64	15.63	0	0	0	15.64	15.64	15.64	
4-Bromofluorobenzene	0	0	0	0	0	0	0	0	0	0	0.00	0.00	0.00	
Gasoline Range Organics (C5-C12)	0	0	0	0	0	0	0	0	0	0	0.00	0.00	0.00	
Gasoline Range Organics C6-C10	8.46	8.46	8.46	8.46	8.46	8.46	8.46	0	0	0	8.46	8.46	8.46	
Gasoline Range Organics C6-C12	0	0	0	0	0	0	0	0	0	0	0.00	0.00	0.00	
Gasoline Range Organics C6-C8	0	0	0	0	0	0	0	0	0	0	0.00	0.00	0.00	
Gasoline Range Organics C8-C10	0	0	0	0	0	0	0	0	0	0	0.00	0.00	0.00	
Propane	0	0	0	0	0	0	0	0	0	0	0.00	0.00	0.00	
Trifluorotoluene	0	0	0	0	0	0	0	0	0	0	0.00	0.00	0.00	

FORM VII B  
CONTINUING CALIBRATION CHECK

Lab Name: RTI Laboratories, Inc.

Contract: USA17

Case No: USA17

Lab Code: GLEN01

SAS No.:

SDG No.: 2006481

Instrument ID: GC-PT-FID

Lab File ID: Vial:

Sample ID: VOA8 ICV 051420

GC Column: RTX-624 30m

GC Column ID: 0.25mm, 1.4um(mm)

Cal. Begin Date: 5/14/2020 6:45 PM

Cal. End Date: 5/14/2020 9:44 PM

COMPOUND	CURVE TYPE	ICAL Avg RRF	minRRF	RRF	%D	MAX %D	THEO CONC	RCVR CONC	%Drift	MAX %D <sup>2</sup>
Gasoline Range Organics C6-C10	AVERAGE	386.01	0.10000	451.04	16.8	20	2000	2300	16.8	20
Trifluorotoluene	AVERAGE	0	0	0			0	0		
1,2-Dichlorobenzene-d4	LINEAR_0	0	0.10000	468.12		20	50.0	50.0	0.346	20
4-Bromofluorobenzene	AVERAGE	0	0	0		20	0	0		20

FORM VII B  
CONTINUING CALIBRATION CHECK

Lab Name: RTI Laboratories, Inc.

Contract: USA17

Case No: USA17

Lab Code: GLEN01

SAS No.:

SDG No.: 2006481

Instrument ID: GC-PT-FID

Lab File ID: Vial:

Sample ID: VOA8 CCV 072020

GC Column: RTX-624 30m

GC Column ID: 0.25mm, 1.4um(mm)

Cal. Begin Date: 5/14/2020 6:45 PM

Cal. End Date: 5/14/2020 9:44 PM

COMPOUND	CURVE TYPE	ICAL Avg RRF	minRRF	RRF	%D	MAX %D	THEO CONC	RCVR CONC	%Drift	MAX %D <sup>2</sup>
Gasoline Range Organics C6-C10	AVERAGE	386.01	0.10000	434.37	12.5	20	2000	2300	12.5	20
Trifluorotoluene	AVERAGE	0	0.10000	0		20	0	0		20
1,2-Dichlorobenzene-d4	LINEAR_0	0	0.10000	454.90		20	50.0	48.0	3.16	20
4-Bromofluorobenzene	AVERAGE	0	0	0		20	0	0		20

FORM VII B  
CONTINUING CALIBRATION CHECK

Lab Name: RTI Laboratories, Inc.

Contract: USA17

Case No: USA17

Lab Code: GLEN01

SAS No.:

SDG No.: 2006481

Instrument ID: GC-PT-FID

Lab File ID: Vial:

Sample ID: VOA8 CCVE 072020

GC Column: RTX-624 30m

GC Column ID: 0.25mm, 1.4um(mm)

Cal. Begin Date: 5/14/2020 6:45 PM

Cal. End Date: 5/14/2020 9:44 PM

COMPOUND	CURVE TYPE	ICAL Avg RRF	minRRF	RRF	%D	MAX %D	THEO CONC	RCVR CONC	%Drift	MAX %D <sup>2</sup>
Gasoline Range Organics C6-C10	AVERAGE	386.01	0.10000	419.01	8.55	50	2000	2200	8.55	50
Trifluorotoluene	AVERAGE	0	0.10000	0		50	0	0		50
1,2-Dichlorobenzene-d4	LINEAR_0	0	0.10000	470.44		50	50.0	50.0	0.148	50
4-Bromofluorobenzene	AVERAGE	0	0	0		50	0	0		50

FORM VII B  
CONTINUING CALIBRATION CHECK

Lab Name: RTI Laboratories, Inc.

Contract: USA17

Case No: USA17

Lab Code: GLEN01

SAS No.:

SDG No.: 2006481

Instrument ID: GC-PT-FID

Lab File ID: Vial:

Sample ID: VOA8 CCV 072120

GC Column: RTX-624 30m

GC Column ID: 0.25mm, 1.4um(mm)

Cal. Begin Date: 5/14/2020 6:45 PM

Cal. End Date: 5/14/2020 9:44 PM

COMPOUND	CURVE TYPE	ICAL Avg RRF	minRRF	RRF	%D	MAX %D	THEO CONC	RCVR CONC	%Drift	MAX %D <sup>2</sup>
Gasoline Range Organics C6-C10	AVERAGE	386.01	0.10000	414.46	7.37	20	2000	2100	7.37	20
Trifluorotoluene	AVERAGE	0	0.10000	0		20	0	0		20
1,2-Dichlorobenzene-d4	LINEAR_0	0	0.10000	456.78		20	50.0	49.0	2.76	20
4-Bromofluorobenzene	AVERAGE	0	0	0		20	0	0		20

FORM VII B  
CONTINUING CALIBRATION CHECK

Lab Name: RTI Laboratories, Inc.

Contract: USA17

Case No: USA17

Lab Code: GLEN01

SAS No.:

SDG No.: 2006481

Instrument ID: GC-PT-FID

Lab File ID: Vial:

Sample ID: VOA8 CCVE 072120

GC Column: RTX-624 30m

GC Column ID: 0.25mm, 1.4um(mm)

Cal. Begin Date: 5/14/2020 6:45 PM

Cal. End Date: 5/14/2020 9:44 PM

COMPOUND	CURVE TYPE	ICAL Avg RRF	minRRF	RRF	%D	MAX %D	THEO CONC	RCVR CONC	%Drift	MAX %D <sup>2</sup>
Gasoline Range Organics C6-C10	AVERAGE	386.01	0.10000	376.29	-2.52	50	2000	1900	2.52	50
Trifluorotoluene	AVERAGE	0	0.10000	0		50	0	0		50
1,2-Dichlorobenzene-d4	LINEAR_0	0	0.10000	469.82		50	50.0	50.0	0.0180	50
4-Bromofluorobenzene	AVERAGE	0	0	0		50	0	0		50



FORM VIII PEST1  
PESTICIDE ANALYTICAL SEQUENCE

Lab Name: RTI Laboratories, Inc. Contract: USA17  
Lab Code: GLEN01 ClientID: USA17 SAS No.:                      SDG No.: 2006481  
GC Column: RTX-624 30m ID: 0.25mm, 1.4um(mm)  
Init. Calib. Date(s): 5/14/2020 5/14/2020 Instrument ID: GC-PT-FID

THE ANALYTICAL SEQUENCE OF PERFORMANCE EVALUATION MIXTURES ,BLANKS,  
SAMPLES, AND STANDARDS IS GIVEN BELOW:

SURROGATE RT FROM CONTINUING CALIBRATION					
(DC4): 15.66			(4BF): 11.56		
	CLIENT SAMPLE NO.	LAB SAMPLE ID	DATE ANALYZED	TIME ANALYZED	RT #
01	VOA8 ICV 051420	VOA8 ICV 051420	5/14/2020	22:43	15.64
01	VOA8 CCV 072020	VOA8 CCV 072020	7/20/2020	15:42	15.64
02	VOA8 LCS 072020	VOA8 LCS 072020	7/20/2020	16:12	15.64
03	VOA8 RLVS 072020	VOA8 RLVS 072020	7/20/2020	16:42	15.64
04	VOA8 MBLK 072020	VOA8 MBLK 072020	7/20/2020	17:11	15.64
05	ZZZZZ	2006479-005B	7/20/2020	17:42	15.64
06	ZZZZZ	2006479-006B	7/20/2020	18:12	15.64
07	ZZZZZ	2006479-007B	7/20/2020	18:42	15.64
08	TAFBS-S-50	2006481-001B	7/20/2020	19:12	15.64
09	TAFBS-S-49	2006481-002B	7/20/2020	19:42	15.64
10	TAFBS-S-48	2006481-003B	7/20/2020	20:11	15.64
11	TAFBS-S-47	2006481-004B	7/20/2020	20:41	15.64
12	TAFBS-S-46	2006481-005B	7/20/2020	21:11	15.64
13	TAFBS-S-45	2006481-006B	7/20/2020	21:41	15.64
14	TAFBS-S-44	2006481-007B	7/20/2020	22:11	15.64
15	TAFBS-S-43	2006481-008B	7/20/2020	22:41	15.64
16	TAFBS-S-42	2006481-009B	7/20/2020	23:11	15.64
17	TAFBS-S-41	2006481-010B	7/20/2020	23:41	15.64
18	TAFBS-S-40	2006481-011B	7/21/2020	00:10	15.64
19	TAFBS-S-39	2006481-012B	7/21/2020	00:40	15.64
20	TAFBS-S-38	2006481-013B	7/21/2020	01:11	15.64
21	TAFBS-S-37	2006481-014B	7/21/2020	01:40	15.64
22	TAFBS-S-37MS	2006481-014B	7/21/2020	02:10	15.64
23	TAFBS-S-37MSD	2006481-014B	7/21/2020	02:40	15.64

FORM VIII PEST1  
PESTICIDE ANALYTICAL SEQUENCE

Lab Name: RTI Laboratories, Inc. Contract: USA17  
 Lab Code: GLEN01 ClientID: USA17 SAS No.:                      SDG No.: 2006481  
 GC Column: RTX-624 30m ID: 0.25mm, 1.4um(mm)  
 Init. Calib. Date(s): 5/14/2020 5/14/2020 Instrument ID: GC-PT-FID

THE ANALYTICAL SEQUENCE OF PERFORMANCE EVALUATION MIXTURES ,BLANKS,  
SAMPLES, AND STANDARDS IS GIVEN BELOW:

SURROGATE RT FROM CONTINUING CALIBRATION					
(DC4): 15.66			(4BF): 11.56		
CLIENT SAMPLE NO.	LAB SAMPLE ID	DATE ANALYZED	TIME ANALYZED	RT #	RT #
01 VOA8 CCVE 072020	VOA8 CCVE 072020	7/21/2020	03:10	15.64	0.00

QC LIMITS

(DC4) = 1,2-Dichlorobenzene-d4 (± 0.00 MINUTES)

(4BF) = 4-Bromofluorobenzene (± 0.00 MINUTES)

# Column used to flag values outside QC limits with an asterisk. \* Values outside of QC limits.

FORM VIII PEST1  
PESTICIDE ANALYTICAL SEQUENCE

Lab Name: RTI Laboratories, Inc. Contract: USA17  
Lab Code: GLEN01 ClientID: USA17 SAS No.: SDG No.: 2006481  
GC Column: RTX-624 30m ID: 0.25mm, 1.4um(mm)  
Init. Calib. Date(s): 5/14/2020 5/14/2020 Instrument ID: GC-PT-FID

THE ANALYTICAL SEQUENCE OF PERFORMANCE EVALUATION MIXTURES ,BLANKS,  
SAMPLES, AND STANDARDS IS GIVEN BELOW:

SURROGATE RT FROM CONTINUING CALIBRATION					
(DC4): 15.66			(4BF): 11.56		
	CLIENT SAMPLE NO.	LAB SAMPLE ID	DATE ANALYZED	TIME ANALYZED	RT #
01	VOA8 ICV 051420	VOA8 ICV 051420	5/14/2020	22:43	15.64
01	VOA8 CCV 072120	VOA8 CCV 072120	7/21/2020	04:40	15.64
02	VOA8 LCS 072120	VOA8 LCS 072120	7/21/2020	05:10	15.64
03	VOA8 RLVS 072120	VOA8 RLVS 072120	7/21/2020	05:40	15.64
04	VOA8 MBLK 072120	VOA8 MBLK 072120	7/21/2020	06:10	15.64
05	TAFBS-S-36	2006481-015B	7/21/2020	06:40	15.64
06	TAFBS-S-35	2006481-016B	7/21/2020	07:10	15.64
07	TAFBS-S-34	2006481-017B	7/21/2020	07:40	15.64
08	TAFBS-S-33	2006481-018B	7/21/2020	08:10	15.64
09	TAFBS-S-32	2006481-019B	7/21/2020	08:40	15.64
10	TAFBS-S-31	2006481-020B	7/21/2020	09:10	15.64
11	TAFBS-S-30	2006481-021B	7/21/2020	09:40	15.64
12	TAFBS-S-29	2006481-022B	7/21/2020	10:11	15.64
13	TAFBS-S-28	2006481-023B	7/21/2020	10:41	15.64
14	TAFBS-S-27	2006481-024B	7/21/2020	11:10	15.64
15	TAFBS-S-26	2006481-025B	7/21/2020	11:40	15.64
16	ZZZZZ	2006518-001B	7/21/2020	12:10	15.64
17	ZZZZZ	2006518-002B	7/21/2020	12:40	15.64
18	ZZZZZ	2006518-003B	7/21/2020	13:10	15.64
19	ZZZZZ	2006518-004B	7/21/2020	13:40	15.64
20	ZZZZZ	2006518-005B	7/21/2020	14:10	15.64
21	ZZZZZ	2006518-006B	7/21/2020	14:40	15.64
22	MS	2006518-006BMS	7/21/2020	15:09	15.64
23	MSD	2006518-006BMSD	7/21/2020	15:40	15.64

FORM VIII PEST1  
PESTICIDE ANALYTICAL SEQUENCE

Lab Name: RTI Laboratories, Inc. Contract: USA17  
 Lab Code: GLEN01 ClientID: USA17 SAS No.:                      SDG No.: 2006481  
 GC Column: RTX-624 30m ID: 0.25mm, 1.4um(mm)  
 Init. Calib. Date(s): 5/14/2020 5/14/2020 Instrument ID: GC-PT-FID

THE ANALYTICAL SEQUENCE OF PERFORMANCE EVALUATION MIXTURES ,BLANKS,  
SAMPLES, AND STANDARDS IS GIVEN BELOW:

SURROGATE RT FROM CONTINUING CALIBRATION					
(DC4): 15.66			(4BF): 11.56		
CLIENT SAMPLE NO.	LAB SAMPLE ID	DATE ANALYZED	TIME ANALYZED	RT #	RT #
01 VOA8 CCVE 072120	VOA8 CCVE 072120	7/21/2020	16:10	15.64	0.00

QC LIMITS

(DC4) = 1,2-Dichlorobenzene-d4 (± 0.00 MINUTES)

(4BF) = 4-Bromofluorobenzene (± 0.00 MINUTES)

# Column used to flag values outside QC limits with an asterisk. \* Values outside of QC limits.

## Injection Log

Directory: C:\HPCHEM\1\DATA\072020

Line	Vial	FileName	Multiplier	SampleName	Misc Info	Injected
1	3	07202001.d	1.	cleaning		20 Jul 2020 13:38
2	3	07202002.d	1.	GRO Window 072020		20 Jul 2020 14:12
3	4	07202004.d	1.	cleaning		20 Jul 2020 14:42
4	3	07202005.d	1.	VOA8 CCB 072020	CCB SW_8015S-GRO	20 Jul 2020 15:12
5	31	07202006.d	1.	VOA8 CCV 072020	CCV SW_8015S-GRO	20 Jul 2020 15:42
6	30	07202007.d	1.	VOA8 LCS 072020	LCS SW_8015S-GRO	20 Jul 2020 16:12
7	32	07202008.d	1.	VOA8 RLVS 072020	RLVS SW_8015S-GRO	20 Jul 2020 16:42
8	33	07202009.d	1.	VOA8 MBLK 072020	MBLK SW_8015S-GRO	20 Jul 2020 17:11
9	34	07202010.d	1.	2006479-005B	SAMP SW_8015S-GRO	20 Jul 2020 17:42
10	40	07202011.d	1.	2006479-006B	SAMP SW_8015S-GRO	20 Jul 2020 18:12
11	35	07202012.d	1.	2006479-007B	SAMP SW_8015S-GRO	20 Jul 2020 18:42
12	40	07202013.d	1.	2006481-001B	SAMP SW_8015S-GRO	20 Jul 2020 19:12
13	41	07202014.d	1.	2006481-002B	SAMP SW_8015S-GRO	20 Jul 2020 19:42
14	42	07202015.d	1.	2006481-003B	SAMP SW_8015S-GRO	20 Jul 2020 20:11
15	43	07202016.d	1.	2006481-004B	SAMP SW_8015S-GRO	20 Jul 2020 20:41
16	44	07202017.d	1.	2006481-005B	SAMP SW_8015S-GRO	20 Jul 2020 21:11
17	45	07202018.d	1.	2006481-006B	SAMP SW_8015S-GRO	20 Jul 2020 21:41
18	46	07202019.d	1.	2006481-007B	SAMP SW_8015S-GRO	20 Jul 2020 22:11
19	47	07202020.d	1.	2006481-008B	SAMP SW_8015S-GRO	20 Jul 2020 22:41
20	48	07202021.d	1.	2006481-009B	SAMP SW_8015S-GRO	20 Jul 2020 23:11
21	49	07202022.d	1.	2006481-010B	SAMP SW_8015S-GRO	20 Jul 2020 23:41
22	50	07202023.d	1.	2006481-011B	SAMP SW_8015S-GRO	21 Jul 2020 00:10
23	51	07202024.d	1.	2006481-012B	SAMP SW_8015S-GRO	21 Jul 2020 00:40
24	52	07202025.d	1.	2006481-013B	SAMP SW_8015S-GRO	21 Jul 2020 01:11
25	53	07202026.d	1.	2006481-014B	SAMP SW_8015S-GRO	21 Jul 2020 01:40
26	52	07202027.d	1.	2006481-014BMS	MS SW_8015S-GRO	21 Jul 2020 02:10
27	53	07202028.d	1.	2006481-014BMSD	MSD SW_8015S-GRO	21 Jul 2020 02:40
28	30	07202029.d	1.	VOA8 CCVE 072020	CCVE SW_8015S-GRO	21 Jul 2020 03:10
29	40	07202030.d	1.	RINSE	DO NOT USE	21 Jul 2020 03:40
30	3	07202031.d	1.	VOA8 CCB 072120	CCB SW_8015S-GRO	21 Jul 2020 04:10
31	30	07202032.d	1.	VOA8 CCV 072120	CCV SW_8015S-GRO	21 Jul 2020 04:40
32	30	07202033.d	1.	VOA8 LCS 072120	LCS SW_8015S-GRO	21 Jul 2020 05:10
33	32	07202034.d	1.	VOA8 RLVS 072120	RLVS SW_8015S-GRO	21 Jul 2020 05:40
34	33	07202035.d	1.	VOA8 MBLK 072120	MBLK SW_8015S-GRO	21 Jul 2020 06:10
35	34	07202036.d	1.	2006481-015B	SAMP SW_8015S-GRO	21 Jul 2020 06:40
36	35	07202037.d	1.	2006481-016B	SAMP SW_8015S-GRO	21 Jul 2020 07:10
37	36	07202038.d	1.	2006481-017B	SAMP SW_8015S-GRO	21 Jul 2020 07:40
38	37	07202039.d	1.	2006481-018B	SAMP SW_8015S-GRO	21 Jul 2020 08:10
39	38	07202040.d	1.	2006481-019B	SAMP SW_8015S-GRO	21 Jul 2020 08:40
40	39	07202041.d	1.	2006481-020B	SAMP SW_8015S-GRO	21 Jul 2020 09:10
41	40	07202042.d	1.	2006481-021B	SAMP SW_8015S-GRO	21 Jul 2020 09:40
42	41	07202043.d	1.	2006481-022B	SAMP SW_8015S-GRO	21 Jul 2020 10:11
43	42	07202044.d	1.	2006481-023B	SAMP SW_8015S-GRO	21 Jul 2020 10:41
44	43	07202045.d	1.	2006481-024B	SAMP SW_8015S-GRO	21 Jul 2020 11:10
45	44	07202046.d	1.	2006481-025B	SAMP SW_8015S-GRO	21 Jul 2020 11:40
46	45	07202047.d	1.	2006518-001B	SAMP SW_8015S-GRO	21 Jul 2020 12:10
47	46	07202048.d	1.	2006518-002B	SAMP SW_8015S-GRO	21 Jul 2020 12:40
48	47	07202049.d	1.	2006518-003B	SAMP SW_8015S-GRO	21 Jul 2020 13:10
49	48	07202050.d	1.	2006518-004B	SAMP SW_8015S-GRO	21 Jul 2020 13:40
50	49	07202051.d	1.	2006518-005B	SAMP SW_8015S-GRO	21 Jul 2020 14:10
51	50	07202052.d	1.	2006518-006B	SAMP SW_8015S-GRO	21 Jul 2020 14:40
52	52	07202053.d	1.	2006518-006BMS	MS SW_8015S-GRO	21 Jul 2020 15:09
53	53	07202054.d	1.	2006518-006BMSD	MSD SW_8015S-GRO	21 Jul 2020 15:40
54	30	07202055.d	1.	VOA8 CCVE 072120	CCVE SW_8015S-GRO	21 Jul 2020 16:10
55	41	07202056.d	1.	RINSE	DO NOT USE	21 Jul 2020 16:40

**Injection Log**

Line	Vial	FileName	Multiplier	SampleName	Misc Info	Injected
56	42	07202057.d	1.	RINSE	DO NOT USE	21 Jul 2020 17:10
57	43	07202058.d	1.	RINSE	DO NOT USE	21 Jul 2020 17:39
58	44	07202059.d	1.	RINSE	DO NOT USE	21 Jul 2020 18:09

# MeOH Soils

Date	Analyst	Sampe ID	Tare Wgt (g)	Total Wgt (g)	Sample Wgt (g)	MeOH Added (mL)	% Moisture	Correction Factor	Dilution Factor	Final Dilution Factor
07/20/2020	SKM	2006479-005	37.33	47.53	10.2	0.2	7.327	0.07327	50.0	53.7
07/20/2020	SKM	2006479-006	37.62	47.81	10.19	0.2	7.8305	0.078305	50.0	53.9
07/20/2020	SKM	2006479-007	37.43	47.59	10.16	0.2	8.0988	0.080988	50.0	54.0
07/20/2020	SKM	2006481-001	37.73	47.87	10.14	0.1	8.0332	0.080332	50.0	54.0
07/20/2020	SKM	2006481-002	37.47	47.64	10.17	0.2	6.0896	0.060896	50.0	53.0
07/20/2020	SKM	2006481-003	38.11	48.3	10.19	0.2	5.912	0.05912	50.0	53.0
07/20/2020	SKM	2006481-004	37.49	47.65	10.16	0.2	5.1823	0.051823	50.0	52.6
07/20/2020	SKM	2006481-005	37.75	47.91	10.16	0.2	6.2422	0.062422	50.0	53.1
07/20/2020	SKM	2006481-006	37.51	47.69	10.18	0.2	3.8765	0.038765	50.0	51.9
07/20/2020	SKM	2006481-007	37.14	47.31	10.17	0.2	5.0935	0.050935	50.0	52.5
07/20/2020	SKM	2006481-008	37.64	47.78	10.14	0.1	6.3352	0.063352	50.0	53.2
07/20/2020	SKM	2006481-009	37.61	47.77	10.16	0.2	7.4542	0.074542	50.0	53.7
07/20/2020	SKM	2006481-010	37.9	48.04	10.14	0.1	3.819	0.03819	50.0	51.9
07/20/2020	SKM	2006481-011	37.69	47.93	10.24	0.2	4.3503	0.043503	50.0	52.2
07/20/2020	SKM	2006481-012	37.9	48.06	10.16	0.2	8.2661	0.082661	50.0	54.1
07/20/2020	SKM	2006481-013	37.78	47.95	10.17	0.2	6.448	0.06448	50.0	53.2
07/20/2020	SKM	2006481-014	37.82	48.03	10.21	0.2	4.1949	0.041949	50.0	52.1
07/20/2020	SKM	2006481-015	37.72	47.91	10.19	0.2	4.8645	0.048645	50.0	52.4
07/20/2020	SKM	2006481-016	37.69	47.87	10.18	0.2	10.0248	0.100248	50.0	55.0
07/20/2020	SKM	2006481-017	37.4	47.62	10.22	0.2	5.2743	0.052743	50.0	52.6
07/20/2020	SKM	2006481-018	37.57	47.71	10.14	0.1	4.2857	0.042857	50.0	52.1
07/20/2020	SKM	2006481-019	37.79	48.01	10.22	0.2	7.8571	0.078571	50.0	53.9
07/20/2020	SKM	2006481-020	37.16	47.36	10.2	0.2	7.8035	0.078035	50.0	53.9
07/20/2020	SKM	2006481-021	37.84	48.06	10.22	0.2	8.255	0.08255	50.0	54.1
07/20/2020	SKM	2006481-022	37.83	48	10.17	0.2	8.809	0.08809	50.0	54.4
07/20/2020	SKM	2006481-023	37.74	47.88	10.14	0.1	5.5034	0.055034	50.0	52.8
07/20/2020	SKM	2006481-024	37.92	48.09	10.17	0.2	5.9296	0.059296	50.0	53.0
07/20/2020	SKM	2006481-025	37.73	47.88	10.15	0.2	8.2988	0.082988	50.0	54.1
07/20/2020	SKM	2006518-001	38.09	48.24	10.15	0.1	9.2534	0.092534	50.0	54.6
07/20/2020	SKM	2006518-002	37.87	48.06	10.19	0.2	8.1734	0.081734	50.0	54.1
07/20/2020	SKM	2006518-003	37.87	48.03	10.16	0.2	6.0481	0.060481	50.0	53.0
07/20/2020	SKM	2006518-004	38.09	48.31	10.22	0.2	5.784	0.05784	50.0	52.9
07/20/2020	SKM	2006518-005	37.34	47.51	10.17	0.2	3.9118	0.039118	50.0	52.0
07/20/2020	SKM	2006518-006	37.86	48.03	10.17	0.2	4.5977	0.045977	50.0	52.3

## Injection Log

Directory: C:\HPCHEM\1\DATA\072020

Line	Vial	FileName	Multiplier	SampleName	Misc Info	Injected
1	3	07202001.d	1.	cleaning		20 Jul 2020 13:38
2	3	07202002.d	1.	GRO Window 072020		20 Jul 2020 14:12
3	4	07202004.d	1.	cleaning		20 Jul 2020 14:42
4	3	07202005.d	1.	VOA8 CCB 072020	CCB SW_8015S-GRO	20 Jul 2020 15:12
5	31	07202006.d	1.	VOA8 CCV 072020	CCV SW_8015S-GRO	20 Jul 2020 15:42
6	30	07202007.d	1.	VOA8 LCS 072020	LCS SW_8015S-GRO	20 Jul 2020 16:12
7	32	07202008.d	1.	VOA8 RLVS 072020	RLVS SW_8015S-GRO	20 Jul 2020 16:42
8	33	07202009.d	1.	VOA8 MBLK 072020	MBLK SW_8015S-GRO	20 Jul 2020 17:11
9	34	07202010.d	1.	2006479-005B	SAMP SW_8015S-GRO	20 Jul 2020 17:42
10	40	07202011.d	1.	2006479-006B	SAMP SW_8015S-GRO	20 Jul 2020 18:12
11	35	07202012.d	1.	2006479-007B	SAMP SW_8015S-GRO	20 Jul 2020 18:42
12	40	07202013.d	1.	2006481-001B	SAMP SW_8015S-GRO	20 Jul 2020 19:12
13	41	07202014.d	1.	2006481-002B	SAMP SW_8015S-GRO	20 Jul 2020 19:42
14	42	07202015.d	1.	2006481-003B	SAMP SW_8015S-GRO	20 Jul 2020 20:11
15	43	07202016.d	1.	2006481-004B	SAMP SW_8015S-GRO	20 Jul 2020 20:41
16	44	07202017.d	1.	2006481-005B	SAMP SW_8015S-GRO	20 Jul 2020 21:11
17	45	07202018.d	1.	2006481-006B	SAMP SW_8015S-GRO	20 Jul 2020 21:41
18	46	07202019.d	1.	2006481-007B	SAMP SW_8015S-GRO	20 Jul 2020 22:11
19	47	07202020.d	1.	2006481-008B	SAMP SW_8015S-GRO	20 Jul 2020 22:41
20	48	07202021.d	1.	2006481-009B	SAMP SW_8015S-GRO	20 Jul 2020 23:11
21	49	07202022.d	1.	2006481-010B	SAMP SW_8015S-GRO	20 Jul 2020 23:41
22	50	07202023.d	1.	2006481-011B	SAMP SW_8015S-GRO	21 Jul 2020 00:10
23	51	07202024.d	1.	2006481-012B	SAMP SW_8015S-GRO	21 Jul 2020 00:40
24	52	07202025.d	1.	2006481-013B	SAMP SW_8015S-GRO	21 Jul 2020 01:11
25	53	07202026.d	1.	2006481-014B	SAMP SW_8015S-GRO	21 Jul 2020 01:40
26	52	07202027.d	1.	2006481-014BMS	MS SW_8015S-GRO	21 Jul 2020 02:10
27	53	07202028.d	1.	2006481-014BMSD	MSD SW_8015S-GRO	21 Jul 2020 02:40
28	30	07202029.d	1.	VOA8 CCVE 072020	CCVE SW_8015S-GRO	21 Jul 2020 03:10
29	40	07202030.d	1.	RINSE	DO NOT USE	21 Jul 2020 03:40
30	3	07202031.d	1.	VOA8 CCB 072120	CCB SW_8015S-GRO	21 Jul 2020 04:10
31	30	07202032.d	1.	VOA8 CCV 072120	CCV SW_8015S-GRO	21 Jul 2020 04:40
32	30	07202033.d	1.	VOA8 LCS 072120	LCS SW_8015S-GRO	21 Jul 2020 05:10
33	32	07202034.d	1.	VOA8 RLVS 072120	RLVS SW_8015S-GRO	21 Jul 2020 05:40
34	33	07202035.d	1.	VOA8 MBLK 072120	MBLK SW_8015S-GRO	21 Jul 2020 06:10
35	34	07202036.d	1.	2006481-015B	SAMP SW_8015S-GRO	21 Jul 2020 06:40
36	35	07202037.d	1.	2006481-016B	SAMP SW_8015S-GRO	21 Jul 2020 07:10
37	36	07202038.d	1.	2006481-017B	SAMP SW_8015S-GRO	21 Jul 2020 07:40
38	37	07202039.d	1.	2006481-018B	SAMP SW_8015S-GRO	21 Jul 2020 08:10
39	38	07202040.d	1.	2006481-019B	SAMP SW_8015S-GRO	21 Jul 2020 08:40
40	39	07202041.d	1.	2006481-020B	SAMP SW_8015S-GRO	21 Jul 2020 09:10
41	40	07202042.d	1.	2006481-021B	SAMP SW_8015S-GRO	21 Jul 2020 09:40
42	41	07202043.d	1.	2006481-022B	SAMP SW_8015S-GRO	21 Jul 2020 10:11
43	42	07202044.d	1.	2006481-023B	SAMP SW_8015S-GRO	21 Jul 2020 10:41
44	43	07202045.d	1.	2006481-024B	SAMP SW_8015S-GRO	21 Jul 2020 11:10
45	44	07202046.d	1.	2006481-025B	SAMP SW_8015S-GRO	21 Jul 2020 11:40
46	45	07202047.d	1.	2006518-001B	SAMP SW_8015S-GRO	21 Jul 2020 12:10
47	46	07202048.d	1.	2006518-002B	SAMP SW_8015S-GRO	21 Jul 2020 12:40
48	47	07202049.d	1.	2006518-003B	SAMP SW_8015S-GRO	21 Jul 2020 13:10
49	48	07202050.d	1.	2006518-004B	SAMP SW_8015S-GRO	21 Jul 2020 13:40
50	49	07202051.d	1.	2006518-005B	SAMP SW_8015S-GRO	21 Jul 2020 14:10
51	50	07202052.d	1.	2006518-006B	SAMP SW_8015S-GRO	21 Jul 2020 14:40
52	52	07202053.d	1.	2006518-006BMS	MS SW_8015S-GRO	21 Jul 2020 15:09
53	53	07202054.d	1.	2006518-006BMSD	MSD SW_8015S-GRO	21 Jul 2020 15:40
54	30	07202055.d	1.	VOA8 CCVE 072120	CCVE SW_8015S-GRO	21 Jul 2020 16:10
55	41	07202056.d	1.	RINSE	DO NOT USE	21 Jul 2020 16:40



**Injection Log**

Line	Vial	FileName	Multiplier	SampleName	Misc Info	Injected
56	42	07202057.d	1.	RINSE	DO NOT USE	21 Jul 2020 17:10
57	43	07202058.d	1.	RINSE	DO NOT USE	21 Jul 2020 17:39
58	44	07202059.d	1.	RINSE	DO NOT USE	21 Jul 2020 18:09

# MeOH Soils

Date	Analyst	Sampe ID	Tare Wgt (g)	Total Wgt (g)	Sample Wgt (g)	MeOH Added (mL)	% Moisture	Correction Factor	Dilution Factor	Final Dilution Factor
07/20/2020	SKM	2006479-005	37.33	47.53	10.2	0.2	7.327	0.07327	50.0	53.7
07/20/2020	SKM	2006479-006	37.62	47.81	10.19	0.2	7.8305	0.078305	50.0	53.9
07/20/2020	SKM	2006479-007	37.43	47.59	10.16	0.2	8.0988	0.080988	50.0	54.0
07/20/2020	SKM	2006481-001	37.73	47.87	10.14	0.1	8.0332	0.080332	50.0	54.0
07/20/2020	SKM	2006481-002	37.47	47.64	10.17	0.2	6.0896	0.060896	50.0	53.0
07/20/2020	SKM	2006481-003	38.11	48.3	10.19	0.2	5.912	0.05912	50.0	53.0
07/20/2020	SKM	2006481-004	37.49	47.65	10.16	0.2	5.1823	0.051823	50.0	52.6
07/20/2020	SKM	2006481-005	37.75	47.91	10.16	0.2	6.2422	0.062422	50.0	53.1
07/20/2020	SKM	2006481-006	37.51	47.69	10.18	0.2	3.8765	0.038765	50.0	51.9
07/20/2020	SKM	2006481-007	37.14	47.31	10.17	0.2	5.0935	0.050935	50.0	52.5
07/20/2020	SKM	2006481-008	37.64	47.78	10.14	0.1	6.3352	0.063352	50.0	53.2
07/20/2020	SKM	2006481-009	37.61	47.77	10.16	0.2	7.4542	0.074542	50.0	53.7
07/20/2020	SKM	2006481-010	37.9	48.04	10.14	0.1	3.819	0.03819	50.0	51.9
07/20/2020	SKM	2006481-011	37.69	47.93	10.24	0.2	4.3503	0.043503	50.0	52.2
07/20/2020	SKM	2006481-012	37.9	48.06	10.16	0.2	8.2661	0.082661	50.0	54.1
07/20/2020	SKM	2006481-013	37.78	47.95	10.17	0.2	6.448	0.06448	50.0	53.2
07/20/2020	SKM	2006481-014	37.82	48.03	10.21	0.2	4.1949	0.041949	50.0	52.1
07/20/2020	SKM	2006481-015	37.72	47.91	10.19	0.2	4.8645	0.048645	50.0	52.4
07/20/2020	SKM	2006481-016	37.69	47.87	10.18	0.2	10.0248	0.100248	50.0	55.0
07/20/2020	SKM	2006481-017	37.4	47.62	10.22	0.2	5.2743	0.052743	50.0	52.6
07/20/2020	SKM	2006481-018	37.57	47.71	10.14	0.1	4.2857	0.042857	50.0	52.1
07/20/2020	SKM	2006481-019	37.79	48.01	10.22	0.2	7.8571	0.078571	50.0	53.9
07/20/2020	SKM	2006481-020	37.16	47.36	10.2	0.2	7.8035	0.078035	50.0	53.9
07/20/2020	SKM	2006481-021	37.84	48.06	10.22	0.2	8.255	0.08255	50.0	54.1
07/20/2020	SKM	2006481-022	37.83	48	10.17	0.2	8.809	0.08809	50.0	54.4
07/20/2020	SKM	2006481-023	37.74	47.88	10.14	0.1	5.5034	0.055034	50.0	52.8
07/20/2020	SKM	2006481-024	37.92	48.09	10.17	0.2	5.9296	0.059296	50.0	53.0
07/20/2020	SKM	2006481-025	37.73	47.88	10.15	0.2	8.2988	0.082988	50.0	54.1
07/20/2020	SKM	2006518-001	38.09	48.24	10.15	0.1	9.2534	0.092534	50.0	54.6
07/20/2020	SKM	2006518-002	37.87	48.06	10.19	0.2	8.1734	0.081734	50.0	54.1
07/20/2020	SKM	2006518-003	37.87	48.03	10.16	0.2	6.0481	0.060481	50.0	53.0
07/20/2020	SKM	2006518-004	38.09	48.31	10.22	0.2	5.784	0.05784	50.0	52.9
07/20/2020	SKM	2006518-005	37.34	47.51	10.17	0.2	3.9118	0.039118	50.0	52.0
07/20/2020	SKM	2006518-006	37.86	48.03	10.17	0.2	4.5977	0.045977	50.0	52.3

Data File : C:\HPCHEM\1\DATA\072020\07202005.D Vial: 3  
Acq On : 20 Jul 2020 3:12 pm Operator: S MCQUINN  
Sample : VOA8 CCB 072020 Inst : voa8  
Misc : CCB SW\_8015S-GRO Multiplr: 1.00  
IntFile : GRO.E  
Quant Time: Aug 12 11:15 2020 Quant Results File: 051420S.RES

Quant Method : C:\HPCHEM\1...\051420S.M (Chemstation Integrator)  
Title : GC-PT c6-10 SOIL  
Last Update : Thu Jun 11 15:37:38 2020  
Response via : Initial Calibration  
DataAcq Meth : 120919S.M

Volume Inj. :  
Signal Phase :  
Signal Info :

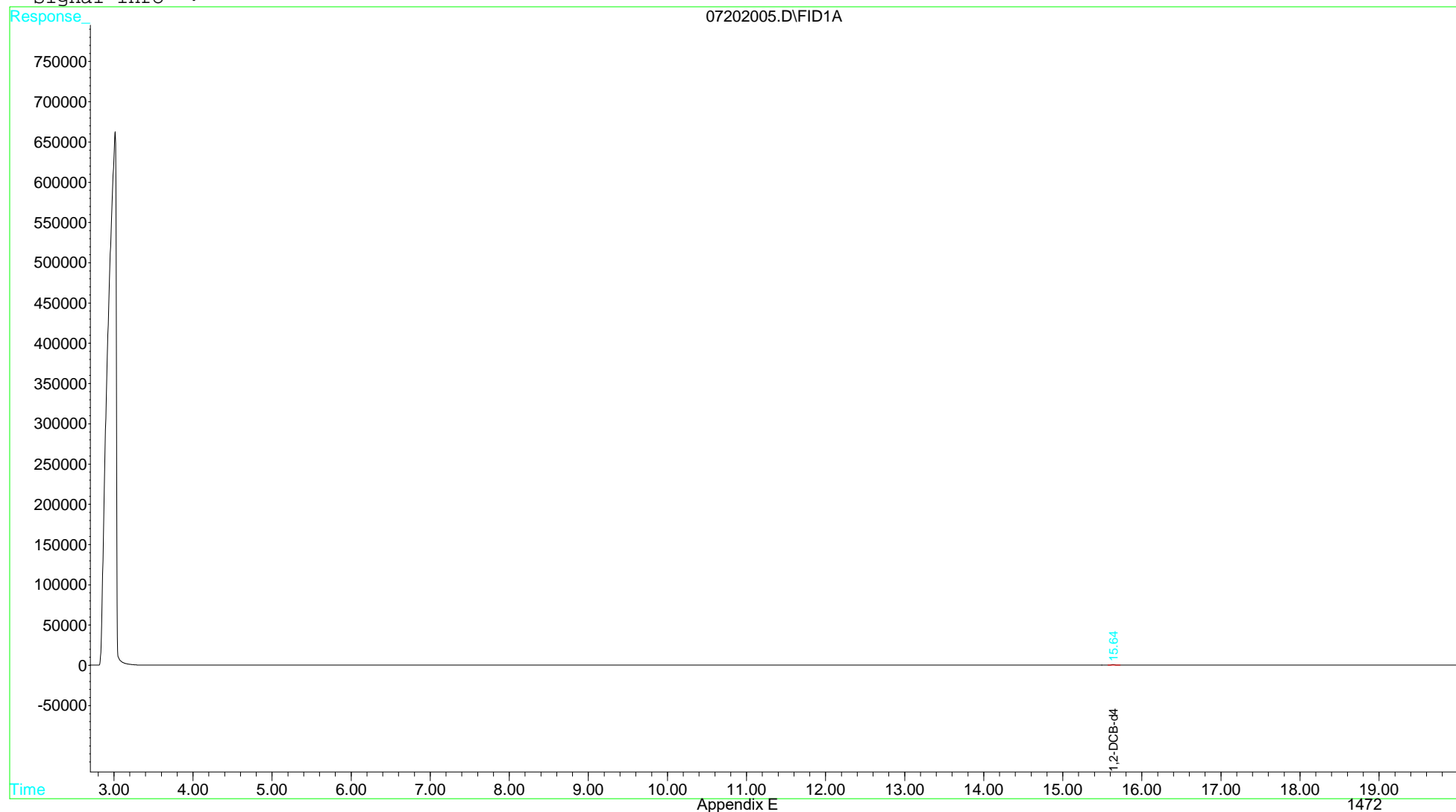
Compound	R.T.	Response	Conc Units
-----			
System Monitoring Compounds			
2) S 1,2-DCB-d4 (Surrogate)	15.64	21982	46.795 ug/KG
Target Compounds			
1) H GRO C6-C10	8.46	762	<MDL ug/KG

Data File : C:\HPCHEM\1\DATA\072020\07202005.D  
Acq On : 20 Jul 2020 3:12 pm  
Sample : VOA8 CCB 072020  
Misc : CCB SW\_8015S-GRO  
IntFile : GRO.E  
Quant Time: Aug 12 11:15 2020 Quant Results File: 051420S.RES

Vial: 3  
Operator: S MCQUINN  
Inst : voa8  
Multiplr: 1.00

Quant Method : C:\HPCHEM\1...\051420S.M (Chemstation Integrator)  
Title : GC-PT c6-10 SOIL  
Last Update : Thu Jun 11 15:37:38 2020  
Response via : Multiple Level Calibration  
DataAcq Meth : 120919S.M

Volume Inj. :  
Signal Phase :  
Signal Info :



Data File : C:\HPCHEM\1\DATA\072020\07202006.D Vial: 31  
Acq On : 20 Jul 2020 3:42 pm Operator: S MCQUINN  
Sample : VOA8 CCV 072020 Inst : voa8  
Misc : CCV SW\_8015S-GRO Multiplr: 1.00  
IntFile : GRO.E

Method : C:\HPCHEM\1\METHODS\2019\051420S.M (Chemstation Integrator)  
Title : GC-PT c6-10 SOIL  
Last Update : Thu Jun 11 15:37:38 2020  
Response via : Multiple Level Calibration

Min. RRF : 0.000 Min. Rel. Area : 50% Max. R.T. Dev 0.50min  
Max. RRF Dev : 15% Max. Rel. Area : 150%

	Compound	Amount	Calc.	%Dev	Area%	Dev(min)
1 H	GRO C6-C10	2000.000	2250.543	-12.5	113	0.00
2 S	1,2-DCB-d4 (Surrogate)	50.000	48.421	3.2	99	0.00

Data File : C:\HPCHEM\1\DATA\072020\07202006.D Vial: 31  
Acq On : 20 Jul 2020 3:42 pm Operator: S MCQUINN  
Sample : VOA8 CCV 072020 Inst : voa8  
Misc : CCV SW\_8015S-GRO Multiplr: 1.00  
IntFile : GRO.E

Method : C:\HPCHEM\1\METHODS\2019\051420S.M (Chemstation Integrator)  
Title : GC-PT c6-10 SOIL  
Last Update : Thu Jun 11 15:37:38 2020  
Response via : Multiple Level Calibration

Min. RRF : 0.000 Min. Rel. Area : 50% Max. R.T. Dev 0.50min  
Max. RRF Dev : 15% Max. Rel. Area : 150%

Compound	Amount	Calc.	%Dev	Area%	Dev(min)
----------	--------	-------	------	-------	----------

Data File : C:\HPCHEM\1\DATA\072020\07202006.D Vial: 31  
Acq On : 20 Jul 2020 3:42 pm Operator: S MCQUINN  
Sample : VOA8 CCV 072020 Inst : voa8  
Misc : CCV SW\_8015S-GRO Multiplr: 1.00  
IntFile : GRO.E  
Quant Time: Aug 12 11:16 2020 Quant Results File: 051420S.RES

Quant Method : C:\HPCHEM\1...\051420S.M (Chemstation Integrator)  
Title : GC-PT c6-10 SOIL  
Last Update : Thu Jun 11 15:37:38 2020  
Response via : Initial Calibration  
DataAcq Meth : 120919S.M

Volume Inj. :  
Signal Phase :  
Signal Info :

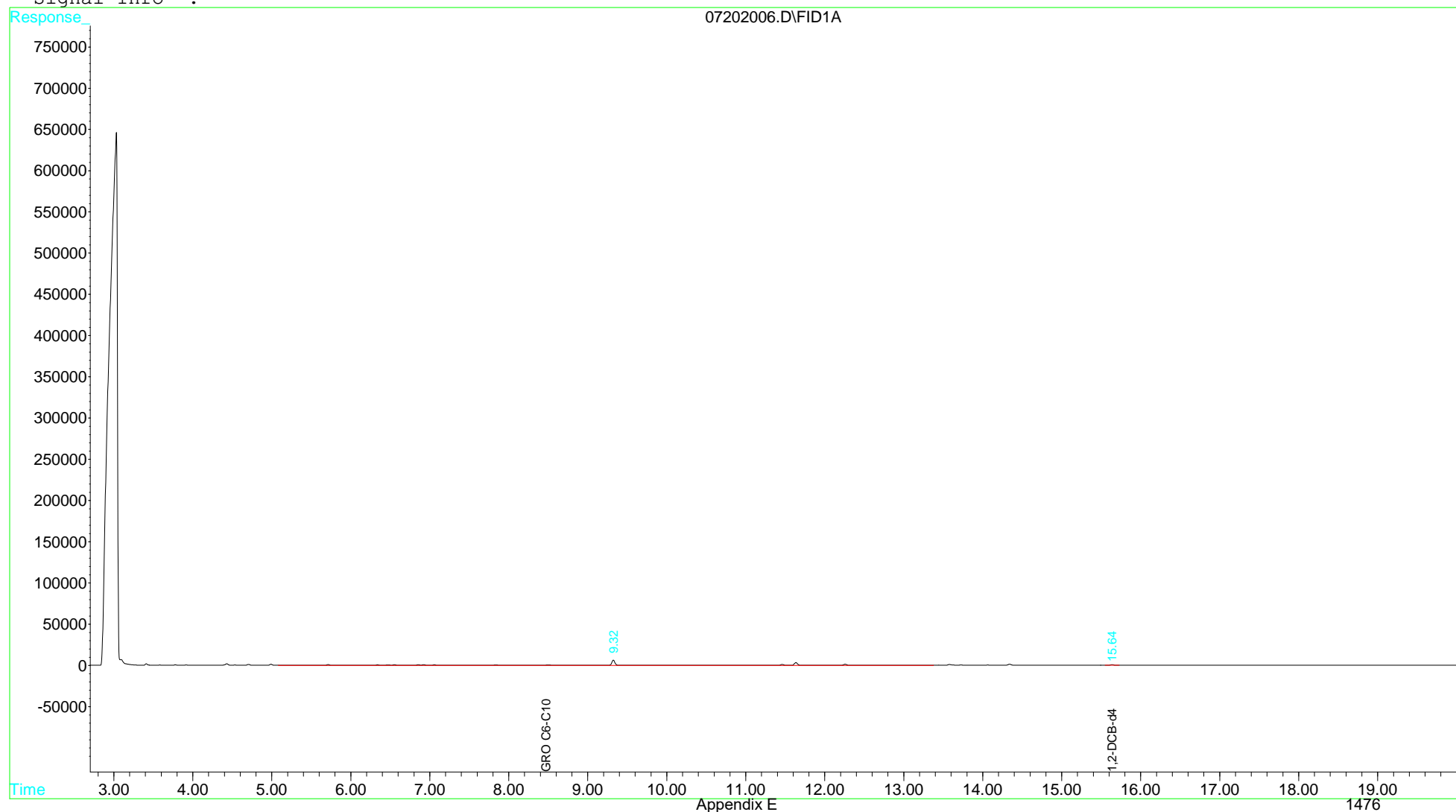
Compound	R.T.	Response	Conc Units
-----			
System Monitoring Compounds			
2) S 1,2-DCB-d4 (Surrogate)	15.64	22745	48.421 ug/KG
Target Compounds			
1) H GRO C6-C10	8.46	868731	2250.543 ug/KG

Data File : C:\HPCHEM\1\DATA\072020\07202006.D  
Acq On : 20 Jul 2020 3:42 pm  
Sample : VOA8 CCV 072020  
Misc : CCV SW\_8015S-GRO  
IntFile : GRO.E  
Quant Time: Aug 12 11:16 2020 Quant Results File: 051420S.RES

Vial: 31  
Operator: S MCQUINN  
Inst : voa8  
Multiplr: 1.00

Quant Method : C:\HPCHEM\1...\051420S.M (Chemstation Integrator)  
Title : GC-PT c6-10 SOIL  
Last Update : Thu Jun 11 15:37:38 2020  
Response via : Multiple Level Calibration  
DataAcq Meth : 120919S.M

Volume Inj. :  
Signal Phase :  
Signal Info :





Data File : C:\HPCHEM\1\DATA\072020\07202007.D Vial: 30  
Acq On : 20 Jul 2020 4:12 pm Operator: S MCQUINN  
Sample : VOA8 LCS 072020 Inst : voa8  
Misc : LCS SW\_8015S-GRO Multiplr: 1.00  
IntFile : GRO.E  
Quant Time: Aug 12 11:16 2020 Quant Results File: 051420S.RES

Quant Method : C:\HPCHEM\1...\051420S.M (Chemstation Integrator)  
Title : GC-PT c6-10 SOIL  
Last Update : Thu Jun 11 15:37:38 2020  
Response via : Initial Calibration  
DataAcq Meth : 120919S.M

Volume Inj. :  
Signal Phase :  
Signal Info :

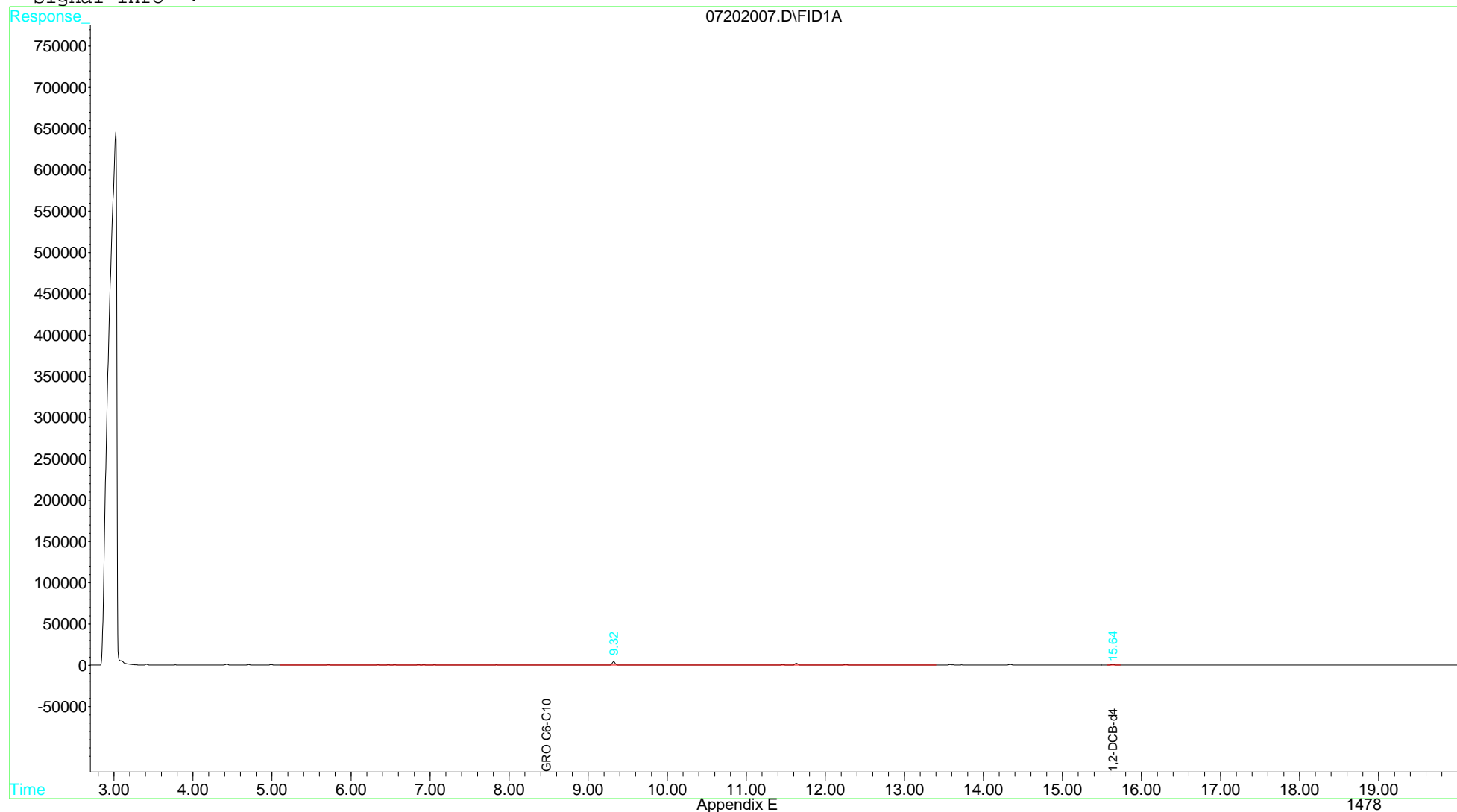
Compound	R.T.	Response	Conc Units
-----			
System Monitoring Compounds			
2) S 1,2-DCB-d4 (Surrogate)	15.64	24076	51.255 ug/KG
Target Compounds			
1) H GRO C6-C10	8.46	404848	1048.803 ug/KG

Data File : C:\HPCHEM\1\DATA\072020\07202007.D  
Acq On : 20 Jul 2020 4:12 pm  
Sample : VOA8 LCS 072020  
Misc : LCS SW\_8015S-GRO  
IntFile : GRO.E  
Quant Time: Aug 12 11:16 2020 Quant Results File: 051420S.RES

Vial: 30  
Operator: S MCQUINN  
Inst : voa8  
Multiplr: 1.00

Quant Method : C:\HPCHEM\1...\051420S.M (Chemstation Integrator)  
Title : GC-PT c6-10 SOIL  
Last Update : Thu Jun 11 15:37:38 2020  
Response via : Multiple Level Calibration  
DataAcq Meth : 120919S.M

Volume Inj. :  
Signal Phase :  
Signal Info :



Data File : C:\HPCHEM\1\DATA\072020\07202008.D Vial: 32  
Acq On : 20 Jul 2020 4:42 pm Operator: S MCQUINN  
Sample : VOA8 RLVS 072020 Inst : voa8  
Misc : RLVS SW\_8015S-GRO Multiplr: 1.00  
IntFile : GRO.E  
Quant Time: Aug 12 11:16 2020 Quant Results File: 051420S.RES

Quant Method : C:\HPCHEM\1...\051420S.M (Chemstation Integrator)  
Title : GC-PT c6-10 SOIL  
Last Update : Thu Jun 11 15:37:38 2020  
Response via : Initial Calibration  
DataAcq Meth : 120919S.M

Volume Inj. :  
Signal Phase :  
Signal Info :

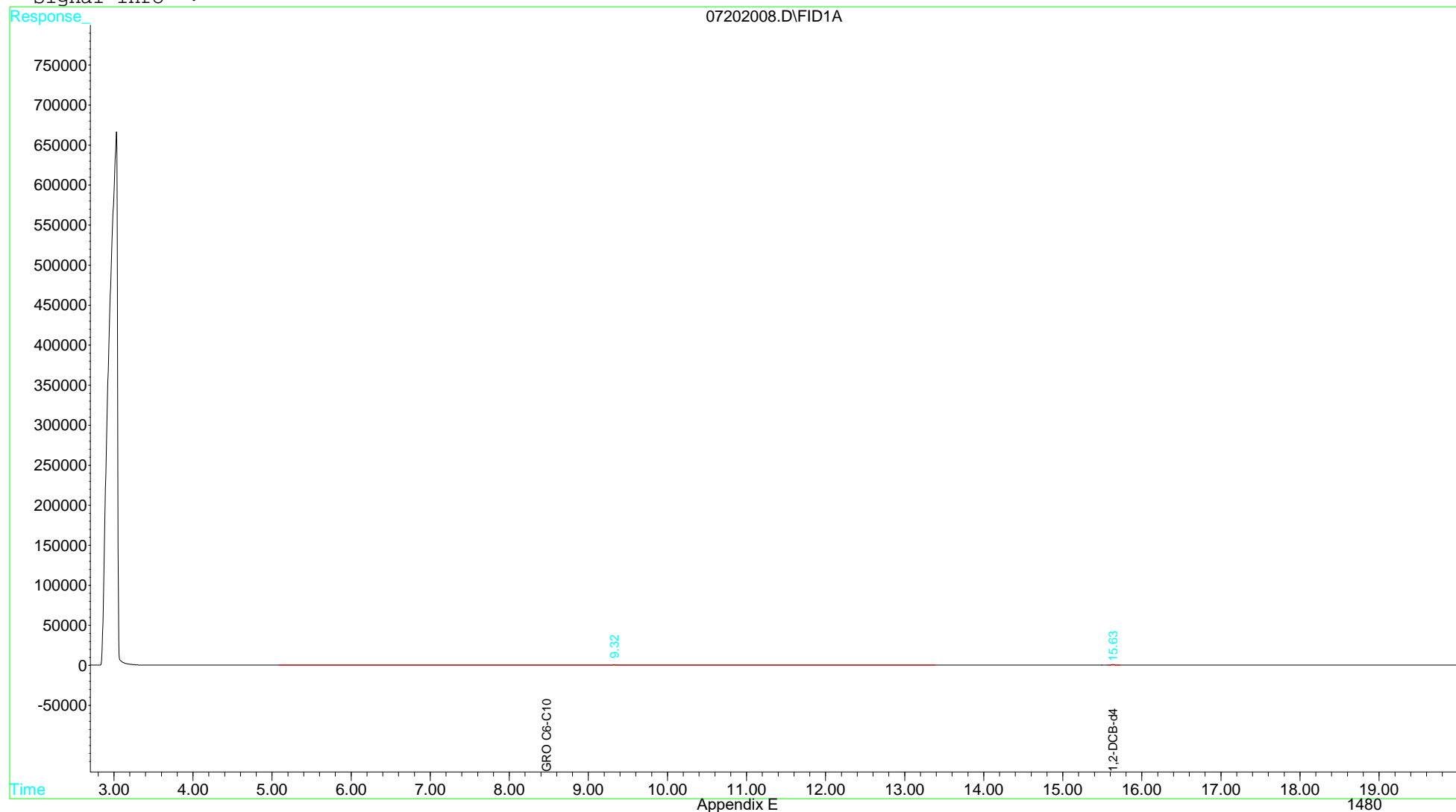
Compound	R.T.	Response	Conc Units
-----			
System Monitoring Compounds			
2) S 1,2-DCB-d4 (Surrogate)	15.64	23237	49.469 ug/KG
Target Compounds			
1) H GRO C6-C10	8.46	39399	102.067 ug/KG

Data File : C:\HPCHEM\1\DATA\072020\07202008.D  
Acq On : 20 Jul 2020 4:42 pm  
Sample : VOA8 RLVS 072020  
Misc : RLVS SW\_8015S-GRO  
IntFile : GRO.E  
Quant Time: Aug 12 11:16 2020 Quant Results File: 051420S.RES

Vial: 32  
Operator: S MCQUINN  
Inst : voa8  
Multiplr: 1.00

Quant Method : C:\HPCHEM\1...\051420S.M (Chemstation Integrator)  
Title : GC-PT c6-10 SOIL  
Last Update : Thu Jun 11 15:37:38 2020  
Response via : Multiple Level Calibration  
DataAcq Meth : 120919S.M

Volume Inj. :  
Signal Phase :  
Signal Info :



Data File : C:\HPCHEM\1\DATA\072020\07202009.D Vial: 33  
Acq On : 20 Jul 2020 5:11 pm Operator: S MCQUINN  
Sample : VOA8 MBLK 072020 Inst : voa8  
Misc : MBLK SW\_8015S-GRO Multiplr: 1.00  
IntFile : GRO.E  
Quant Time: Aug 12 11:17 2020 Quant Results File: 051420S.RES

Quant Method : C:\HPCHEM\1...\051420S.M (Chemstation Integrator)  
Title : GC-PT c6-10 SOIL  
Last Update : Thu Jun 11 15:37:38 2020  
Response via : Initial Calibration  
DataAcq Meth : 120919S.M

Volume Inj. :  
Signal Phase :  
Signal Info :

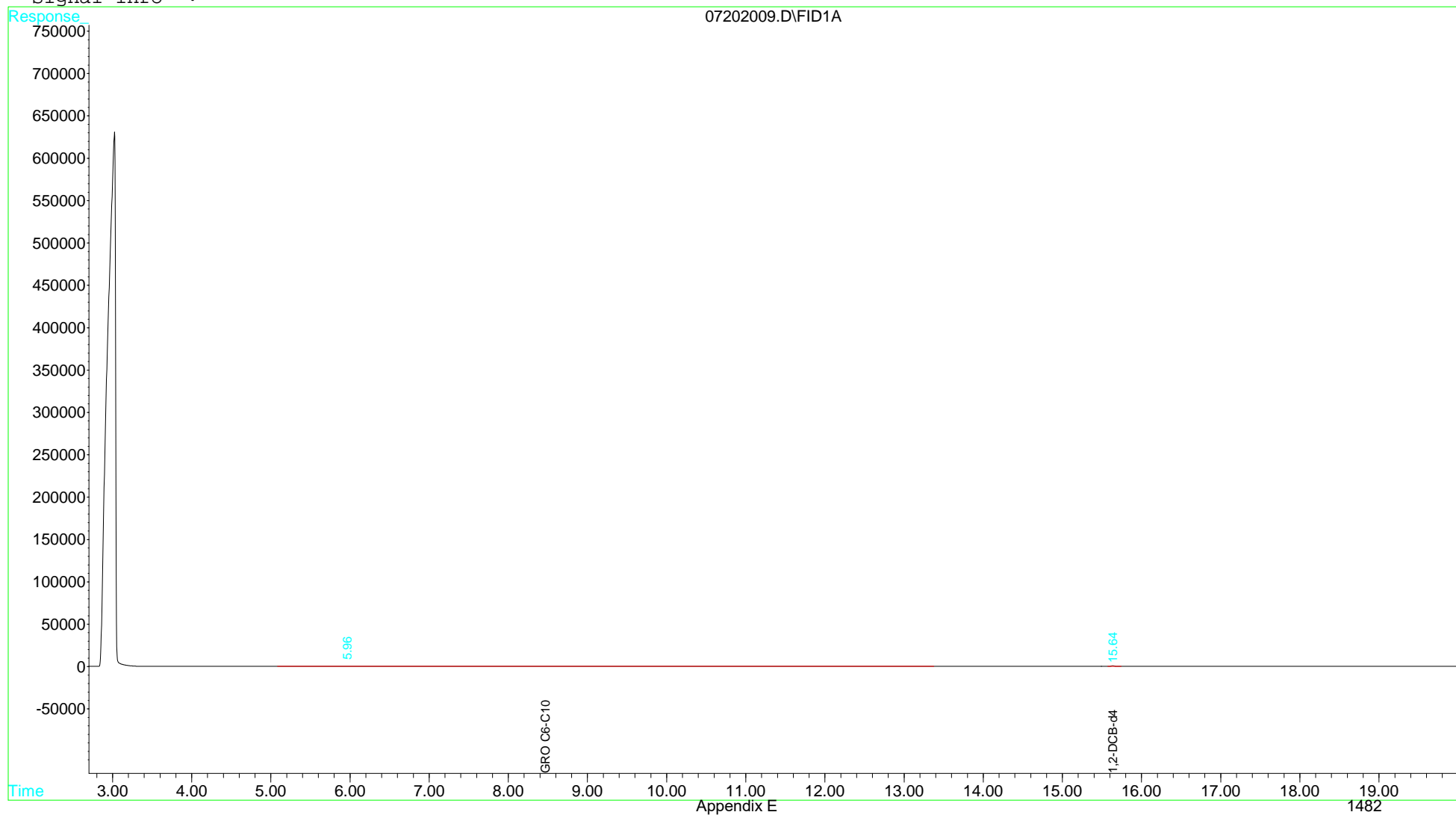
Compound	R.T.	Response	Conc Units
-----			
System Monitoring Compounds			
2) S 1,2-DCB-d4 (Surrogate)	15.64	21667	46.126 ug/KG
Target Compounds			
1) H GRO C6-C10	8.46	1208	3.130 ug/KG

Data File : C:\HPCHEM\1\DATA\072020\07202009.D  
Acq On : 20 Jul 2020 5:11 pm  
Sample : VOA8 MBLK 072020  
Misc : MBLK SW\_8015S-GRO  
IntFile : GRO.E  
Quant Time: Aug 12 11:17 2020 Quant Results File: 051420S.RES

Vial: 33  
Operator: S MCQUINN  
Inst : voa8  
Multiplr: 1.00

Quant Method : C:\HPCHEM\1...\051420S.M (Chemstation Integrator)  
Title : GC-PT c6-10 SOIL  
Last Update : Thu Jun 11 15:37:38 2020  
Response via : Multiple Level Calibration  
DataAcq Meth : 120919S.M

Volume Inj. :  
Signal Phase :  
Signal Info :



Data File : C:\HPCHEM\1\DATA\072020\07202013.D Vial: 40  
Acq On : 20 Jul 2020 7:12 pm Operator: S MCQUINN  
Sample : 2006481-001B Inst : voa8  
Misc : SAMP SW\_8015S-GRO Multiplr: 1.00  
IntFile : GRO.E  
Quant Time: Aug 12 11:18 2020 Quant Results File: 051420S.RES

Quant Method : C:\HPCHEM\1...\051420S.M (Chemstation Integrator)  
Title : GC-PT c6-10 SOIL  
Last Update : Thu Jun 11 15:37:38 2020  
Response via : Initial Calibration  
DataAcq Meth : 120919S.M

Volume Inj. :  
Signal Phase :  
Signal Info :

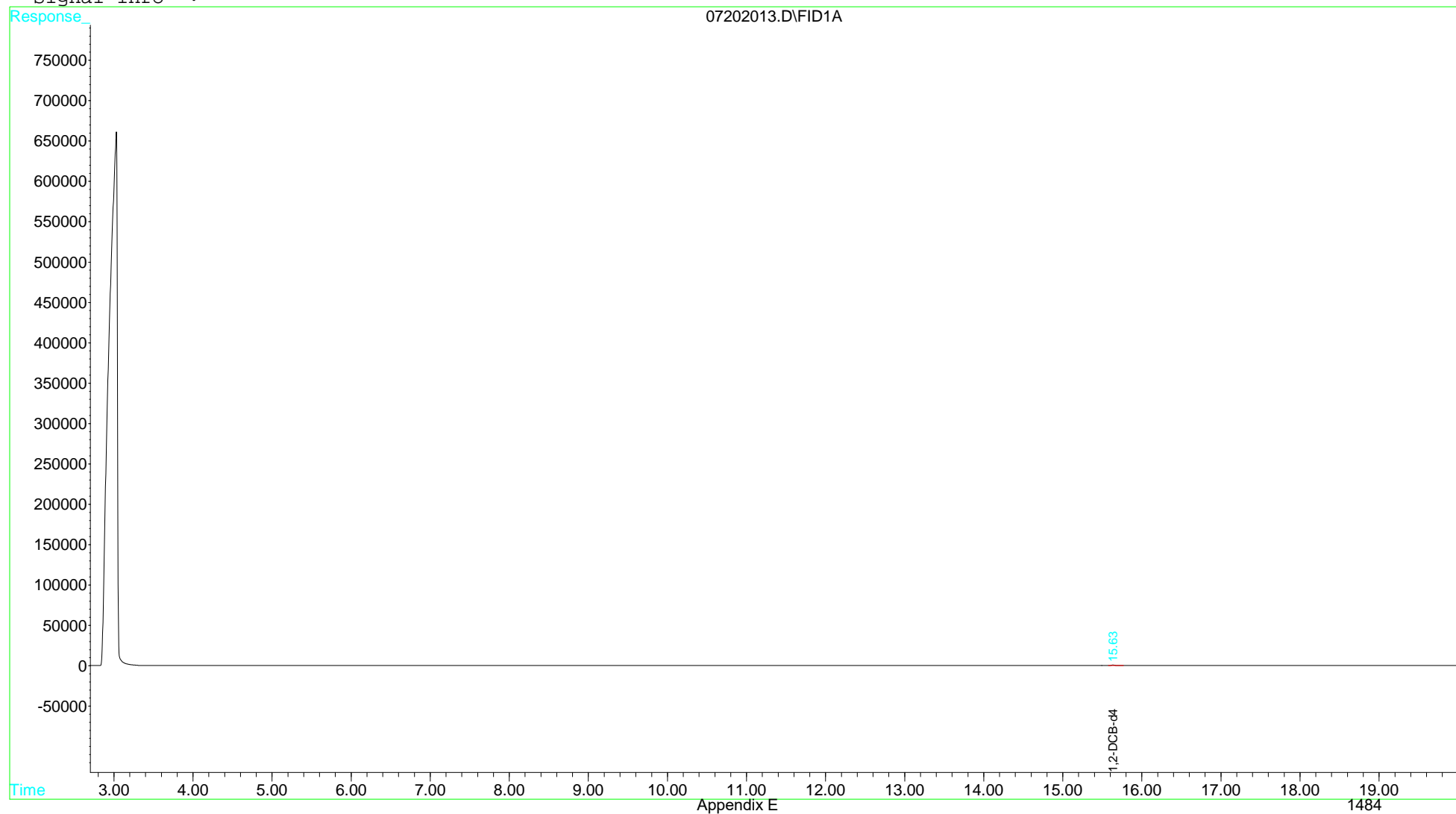
Compound	R.T.	Response	Conc Units
-----			
System Monitoring Compounds			
2) S 1,2-DCB-d4 (Surrogate)	15.64	21019	44.747 ug/KG
Target Compounds			
1) H GRO C6-C10	8.46	750	<MDL ug/KG

Data File : C:\HPCHEM\1\DATA\072020\07202013.D  
Acq On : 20 Jul 2020 7:12 pm  
Sample : 2006481-001B  
Misc : SAMP SW\_8015S-GRO  
IntFile : GRO.E  
Quant Time: Aug 12 11:18 2020 Quant Results File: 051420S.RES

Vial: 40  
Operator: S MCQUINN  
Inst : voa8  
Multiplr: 1.00

Quant Method : C:\HPCHEM\1...\051420S.M (Chemstation Integrator)  
Title : GC-PT c6-10 SOIL  
Last Update : Thu Jun 11 15:37:38 2020  
Response via : Multiple Level Calibration  
DataAcq Meth : 120919S.M

Volume Inj. :  
Signal Phase :  
Signal Info :





Data File : C:\HPCHEM\1\DATA\072020\07202014.D Vial: 41  
Acq On : 20 Jul 2020 7:42 pm Operator: S MCQUINN  
Sample : 2006481-002B Inst : voa8  
Misc : SAMP SW\_8015S-GRO Multiplr: 1.00  
IntFile : GRO.E  
Quant Time: Aug 12 11:18 2020 Quant Results File: 051420S.RES

Quant Method : C:\HPCHEM\1...\051420S.M (Chemstation Integrator)  
Title : GC-PT c6-10 SOIL  
Last Update : Thu Jun 11 15:37:38 2020  
Response via : Initial Calibration  
DataAcq Meth : 120919S.M

Volume Inj. :  
Signal Phase :  
Signal Info :

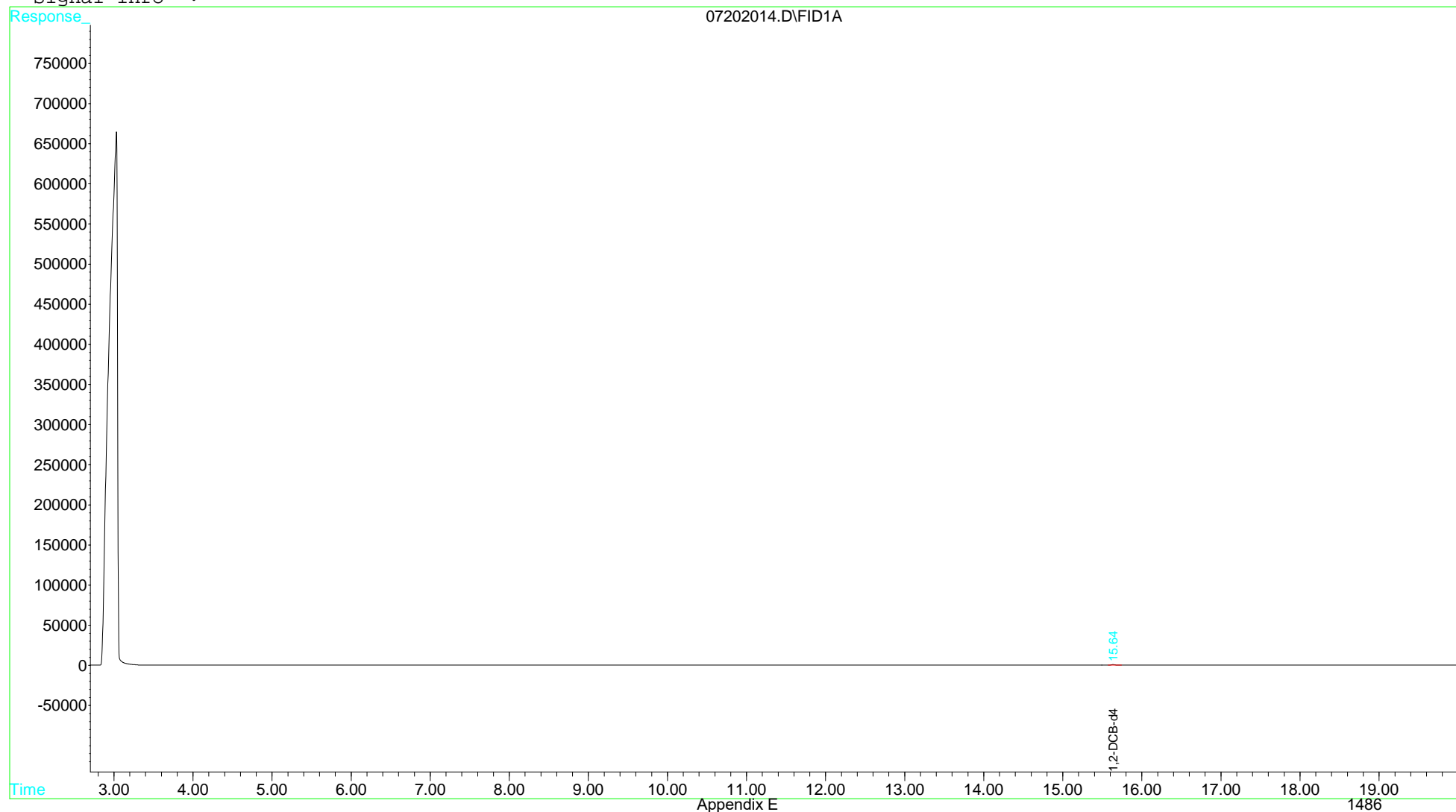
Compound	R.T.	Response	Conc Units
-----			
System Monitoring Compounds			
2) S 1,2-DCB-d4 (Surrogate)	15.64	22492	47.882 ug/KG
Target Compounds			
1) H GRO C6-C10	8.46	866	<MDL ug/KG

Data File : C:\HPCHEM\1\DATA\072020\07202014.D  
Acq On : 20 Jul 2020 7:42 pm  
Sample : 2006481-002B  
Misc : SAMP SW\_8015S-GRO  
IntFile : GRO.E  
Quant Time: Aug 12 11:18 2020 Quant Results File: 051420S.RES

Vial: 41  
Operator: S MCQUINN  
Inst : voa8  
Multiplr: 1.00

Quant Method : C:\HPCHEM\1...\051420S.M (Chemstation Integrator)  
Title : GC-PT c6-10 SOIL  
Last Update : Thu Jun 11 15:37:38 2020  
Response via : Multiple Level Calibration  
DataAcq Meth : 120919S.M

Volume Inj. :  
Signal Phase :  
Signal Info :



Data File : C:\HPCHEM\1\DATA\072020\07202015.D Vial: 42  
Acq On : 20 Jul 2020 8:11 pm Operator: S MCQUINN  
Sample : 2006481-003B Inst : voa8  
Misc : SAMP SW\_8015S-GRO Multiplr: 1.00  
IntFile : GRO.E  
Quant Time: Aug 12 11:19 2020 Quant Results File: 051420S.RES

Quant Method : C:\HPCHEM\1...\051420S.M (Chemstation Integrator)  
Title : GC-PT c6-10 SOIL  
Last Update : Thu Jun 11 15:37:38 2020  
Response via : Initial Calibration  
DataAcq Meth : 120919S.M

Volume Inj. :  
Signal Phase :  
Signal Info :

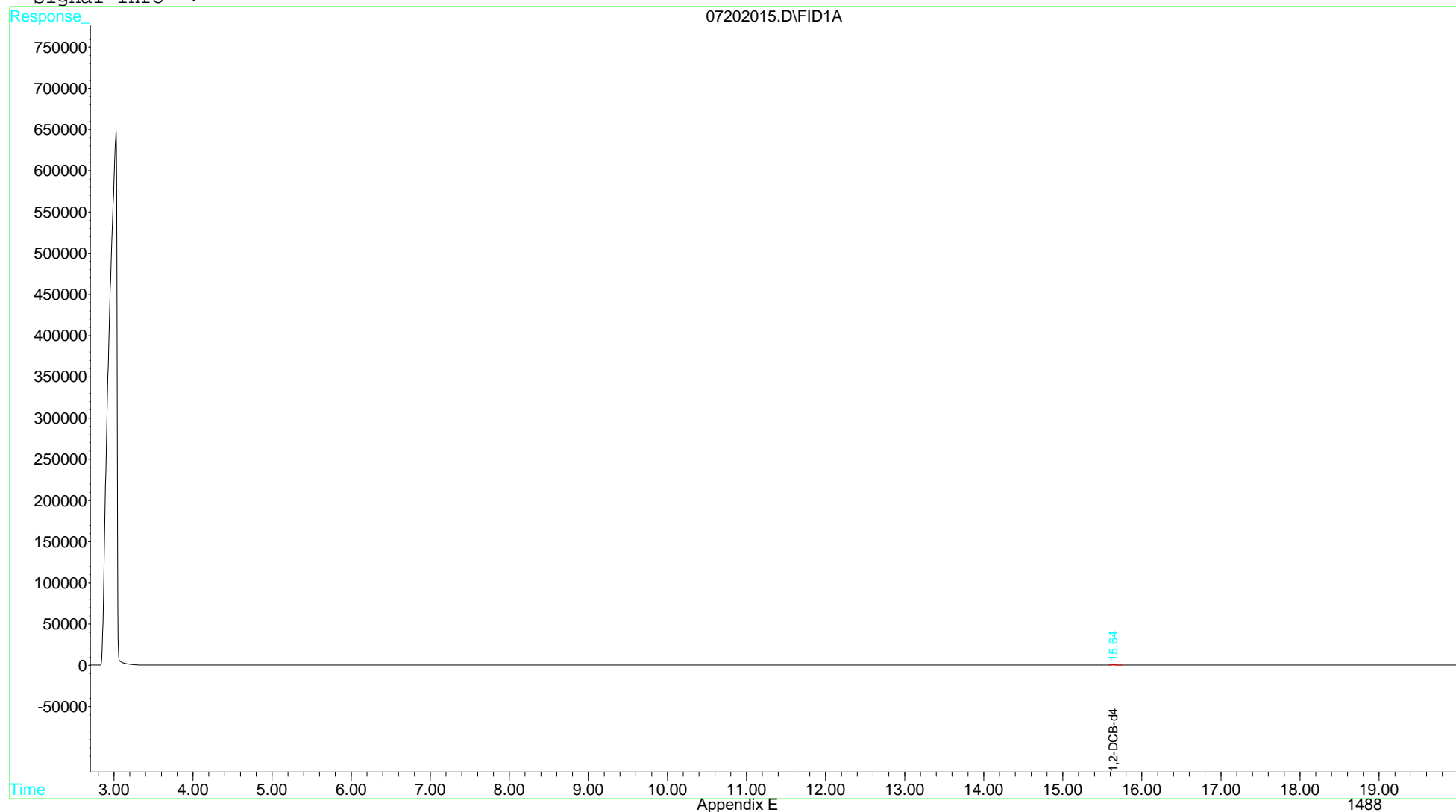
Compound	R.T.	Response	Conc Units
-----			
System Monitoring Compounds			
2) S 1,2-DCB-d4 (Surrogate)	15.64	21685	46.164 ug/KG
Target Compounds			
1) H GRO C6-C10	8.46	749	<MDL ug/KG

Data File : C:\HPCHEM\1\DATA\072020\07202015.D  
Acq On : 20 Jul 2020 8:11 pm  
Sample : 2006481-003B  
Misc : SAMP SW\_8015S-GRO  
IntFile : GRO.E  
Quant Time: Aug 12 11:19 2020 Quant Results File: 051420S.RES

Vial: 42  
Operator: S MCQUINN  
Inst : voa8  
Multiplr: 1.00

Quant Method : C:\HPCHEM\1...\051420S.M (Chemstation Integrator)  
Title : GC-PT c6-10 SOIL  
Last Update : Thu Jun 11 15:37:38 2020  
Response via : Multiple Level Calibration  
DataAcq Meth : 120919S.M

Volume Inj. :  
Signal Phase :  
Signal Info :



Data File : C:\HPCHEM\1\DATA\072020\07202016.D Vial: 43  
Acq On : 20 Jul 2020 8:41 pm Operator: S MCQUINN  
Sample : 2006481-004B Inst : voa8  
Misc : SAMP SW\_8015S-GRO Multiplr: 1.00  
IntFile : GRO.E  
Quant Time: Aug 12 11:19 2020 Quant Results File: 051420S.RES

Quant Method : C:\HPCHEM\1...\051420S.M (Chemstation Integrator)  
Title : GC-PT c6-10 SOIL  
Last Update : Thu Jun 11 15:37:38 2020  
Response via : Initial Calibration  
DataAcq Meth : 120919S.M

Volume Inj. :  
Signal Phase :  
Signal Info :

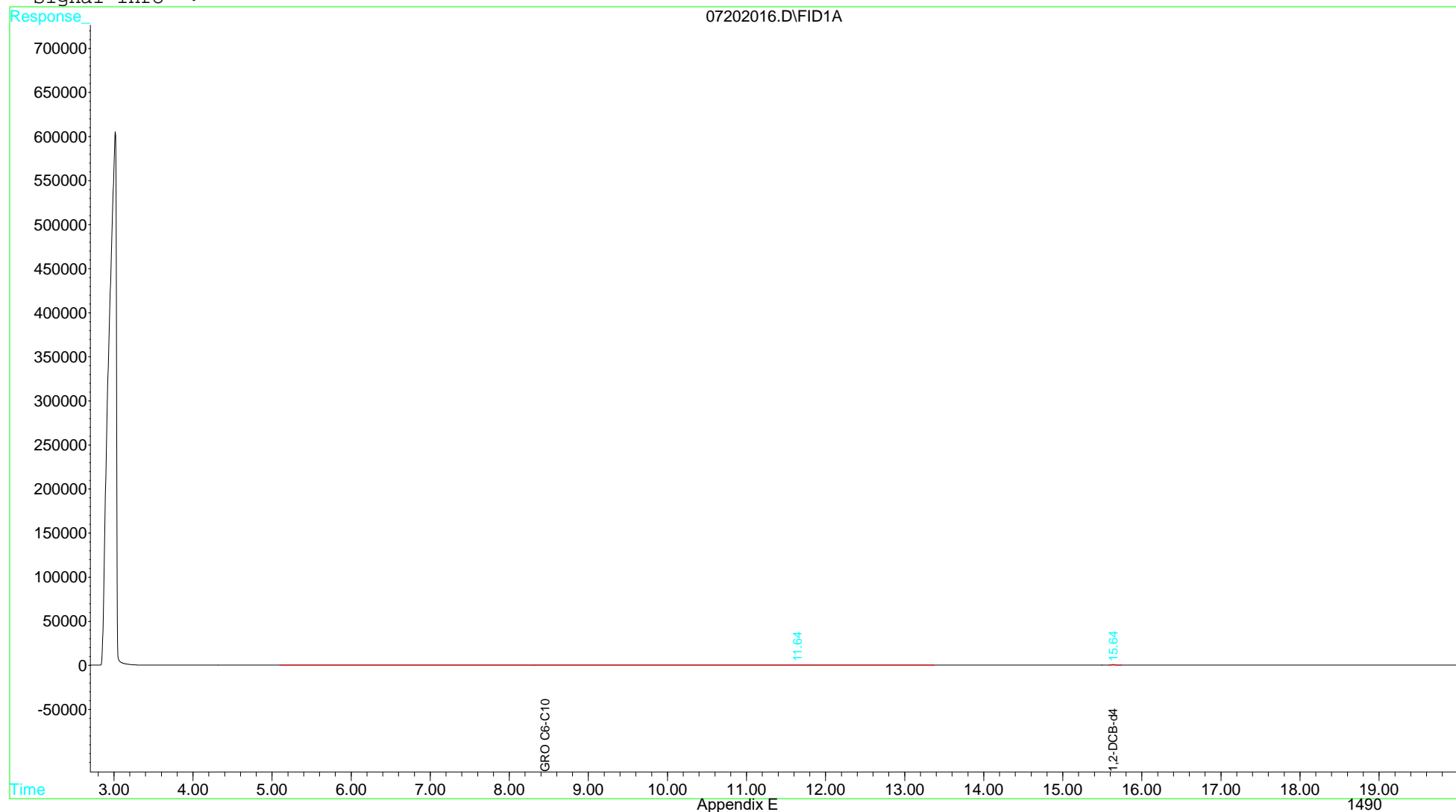
Compound	R.T.	Response	Conc Units
-----			
System Monitoring Compounds			
2) S 1,2-DCB-d4 (Surrogate)	15.64	22747	48.424 ug/KG
Target Compounds			
1) H GRO C6-C10	8.46	1122	2.906 ug/KG

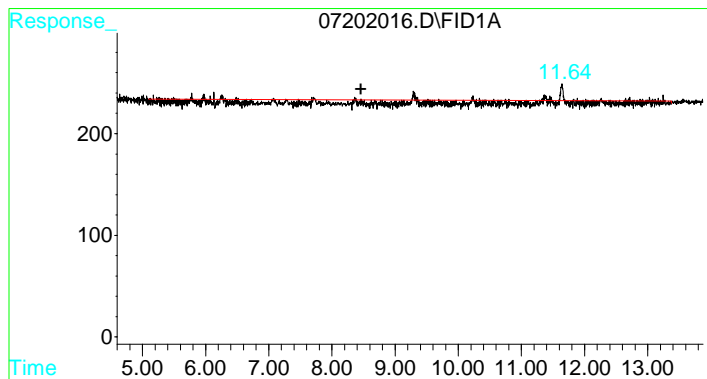
Data File : C:\HPCHEM\1\DATA\072020\07202016.D  
Acq On : 20 Jul 2020 8:41 pm  
Sample : 2006481-004B  
Misc : SAMP SW\_8015S-GRO  
IntFile : GRO.E  
Quant Time: Aug 12 11:19 2020 Quant Results File: 051420S.RES

Vial: 43  
Operator: S MCQUINN  
Inst : voa8  
Multiplr: 1.00

Quant Method : C:\HPCHEM\1...\051420S.M (Chemstation Integrator)  
Title : GC-PT c6-10 SOIL  
Last Update : Thu Jun 11 15:37:38 2020  
Response via : Multiple Level Calibration  
DataAcq Meth : 120919S.M

Volume Inj. :  
Signal Phase :  
Signal Info :





#1 GRO C6-C10

R.T.: 8.460 min  
Delta R.T.: 0.000 min  
Response: 1122  
Conc: 2.91 ug/KG m

Data File : C:\HPCHEM\1\DATA\072020\07202017.D Vial: 44  
Acq On : 20 Jul 2020 9:11 pm Operator: S MCQUINN  
Sample : 2006481-005B Inst : voa8  
Misc : SAMP SW\_8015S-GRO Multiplr: 1.00  
IntFile : GRO.E  
Quant Time: Aug 12 11:19 2020 Quant Results File: 051420S.RES

Quant Method : C:\HPCHEM\1...\051420S.M (Chemstation Integrator)  
Title : GC-PT c6-10 SOIL  
Last Update : Thu Jun 11 15:37:38 2020  
Response via : Initial Calibration  
DataAcq Meth : 120919S.M

Volume Inj. :  
Signal Phase :  
Signal Info :

Compound	R.T.	Response	Conc Units
-----			
System Monitoring Compounds			
2) S 1,2-DCB-d4 (Surrogate)	15.64	22246	47.359 ug/KG
Target Compounds			
1) H GRO C6-C10	8.46	1327	3.439 ug/KG

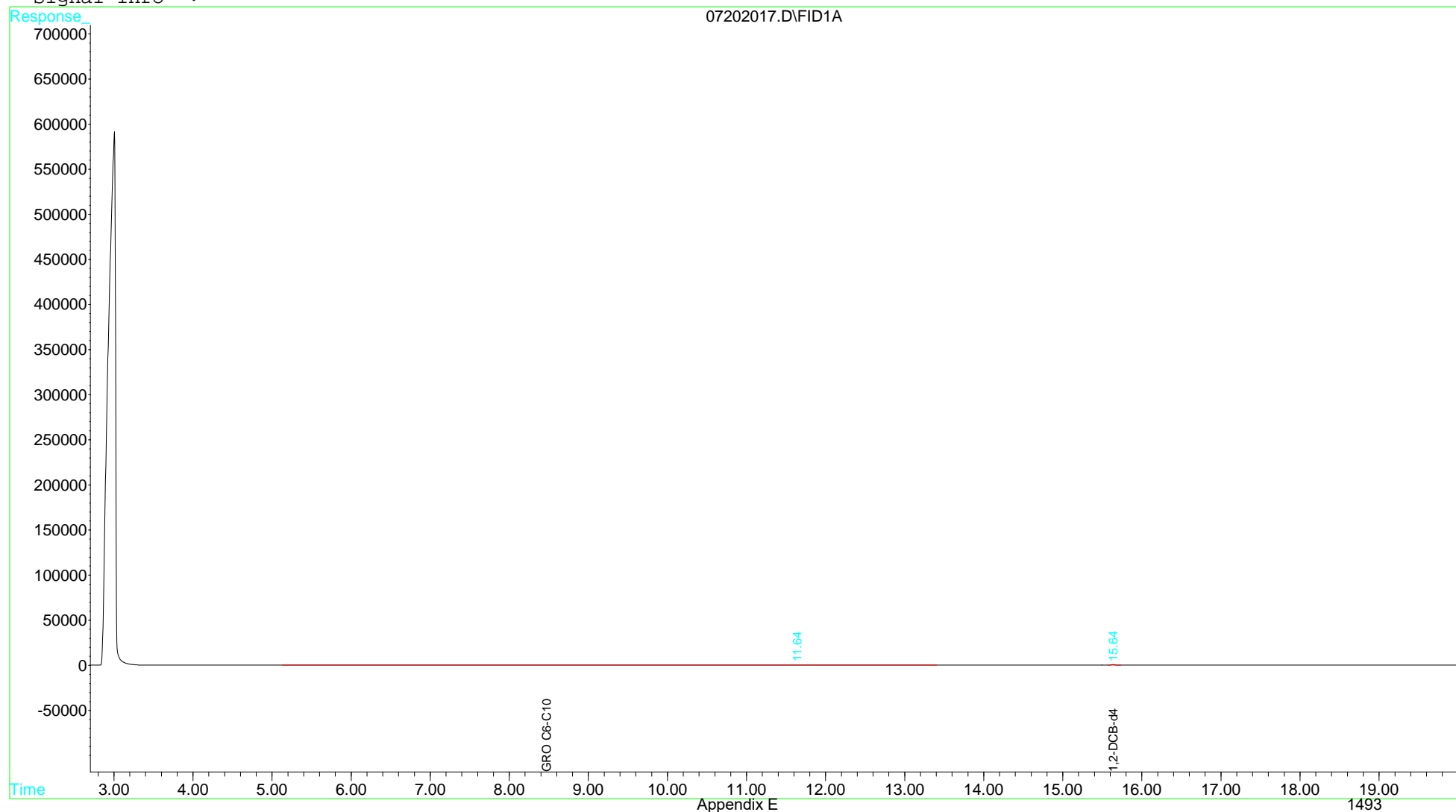


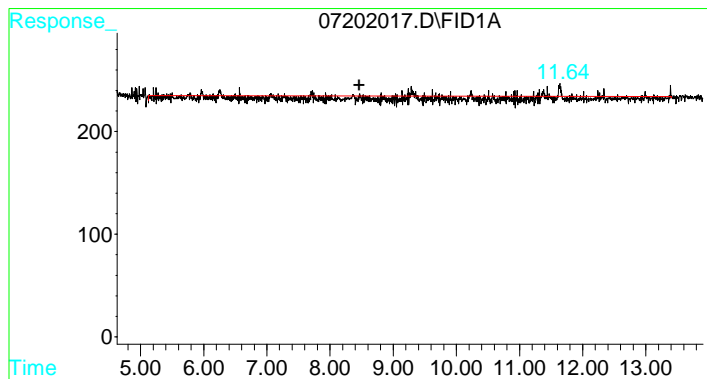
Data File : C:\HPCHEM\1\DATA\072020\07202017.D  
Acq On : 20 Jul 2020 9:11 pm  
Sample : 2006481-005B  
Misc : SAMP SW\_8015S-GRO  
IntFile : GRO.E  
Quant Time: Aug 12 11:19 2020 Quant Results File: 051420S.RES

Vial: 44  
Operator: S MCQUINN  
Inst : voa8  
Multiplr: 1.00

Quant Method : C:\HPCHEM\1...\051420S.M (Chemstation Integrator)  
Title : GC-PT c6-10 SOIL  
Last Update : Thu Jun 11 15:37:38 2020  
Response via : Multiple Level Calibration  
DataAcq Meth : 120919S.M

Volume Inj. :  
Signal Phase :  
Signal Info :





#1 GRO C6-C10

R.T.: 8.460 min  
Delta R.T.: 0.000 min  
Response: 1327  
Conc: 3.44 ug/KG m

Data File : C:\HPCHEM\1\DATA\072020\07202018.D Vial: 45  
Acq On : 20 Jul 2020 9:41 pm Operator: S MCQUINN  
Sample : 2006481-006B Inst : voa8  
Misc : SAMP SW\_8015S-GRO Multiplr: 1.00  
IntFile : GRO.E  
Quant Time: Aug 12 11:19 2020 Quant Results File: 051420S.RES

Quant Method : C:\HPCHEM\1...\051420S.M (Chemstation Integrator)  
Title : GC-PT c6-10 SOIL  
Last Update : Thu Jun 11 15:37:38 2020  
Response via : Initial Calibration  
DataAcq Meth : 120919S.M

Volume Inj. :  
Signal Phase :  
Signal Info :

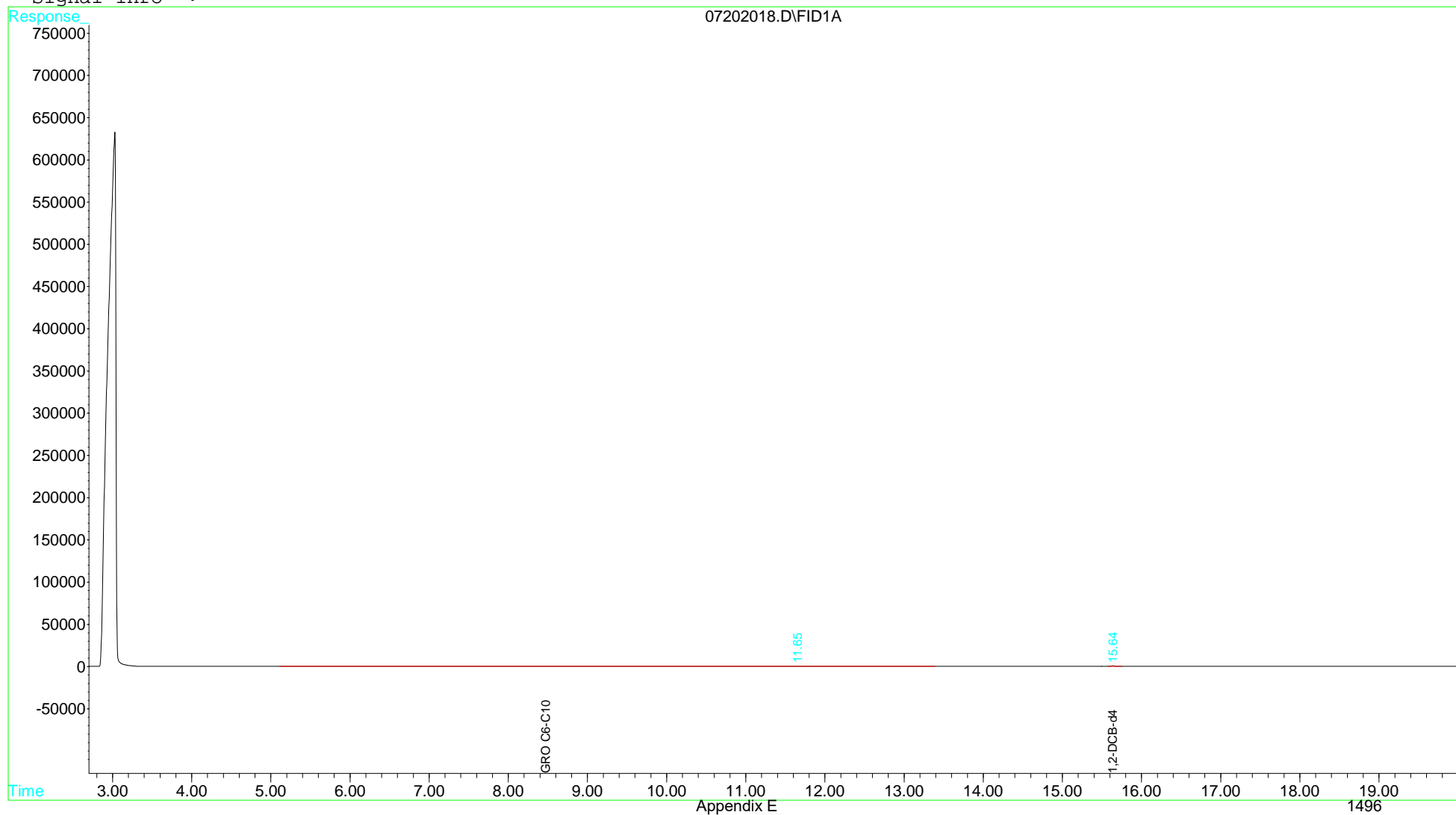
Compound	R.T.	Response	Conc Units
-----			
System Monitoring Compounds			
2) S 1,2-DCB-d4 (Surrogate)	15.64	21155	45.035 ug/KG
Target Compounds			
1) H GRO C6-C10	8.46	1230	3.187 ug/KG

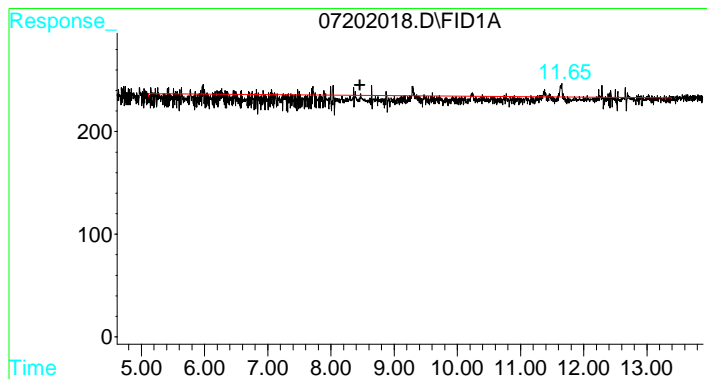
Data File : C:\HPCHEM\1\DATA\072020\07202018.D  
Acq On : 20 Jul 2020 9:41 pm  
Sample : 2006481-006B  
Misc : SAMP SW\_8015S-GRO  
IntFile : GRO.E  
Quant Time: Aug 12 11:19 2020 Quant Results File: 051420S.RES

Vial: 45  
Operator: S MCQUINN  
Inst : voa8  
Multiplr: 1.00

Quant Method : C:\HPCHEM\1...\051420S.M (Chemstation Integrator)  
Title : GC-PT c6-10 SOIL  
Last Update : Thu Jun 11 15:37:38 2020  
Response via : Multiple Level Calibration  
DataAcq Meth : 120919S.M

Volume Inj. :  
Signal Phase :  
Signal Info :





#1 GRO C6-C10

R.T.: 8.460 min  
Delta R.T.: 0.000 min  
Response: 1230  
Conc: 3.19 ug/KG m

Data File : C:\HPCHEM\1\DATA\072020\07202019.D Vial: 46  
Acq On : 20 Jul 2020 10:11 pm Operator: S MCQUINN  
Sample : 2006481-007B Inst : voa8  
Misc : SAMP SW\_8015S-GRO Multiplr: 1.00  
IntFile : GRO.E  
Quant Time: Aug 12 11:20 2020 Quant Results File: 051420S.RES

Quant Method : C:\HPCHEM\1...\051420S.M (Chemstation Integrator)  
Title : GC-PT c6-10 SOIL  
Last Update : Thu Jun 11 15:37:38 2020  
Response via : Initial Calibration  
DataAcq Meth : 120919S.M

Volume Inj. :  
Signal Phase :  
Signal Info :

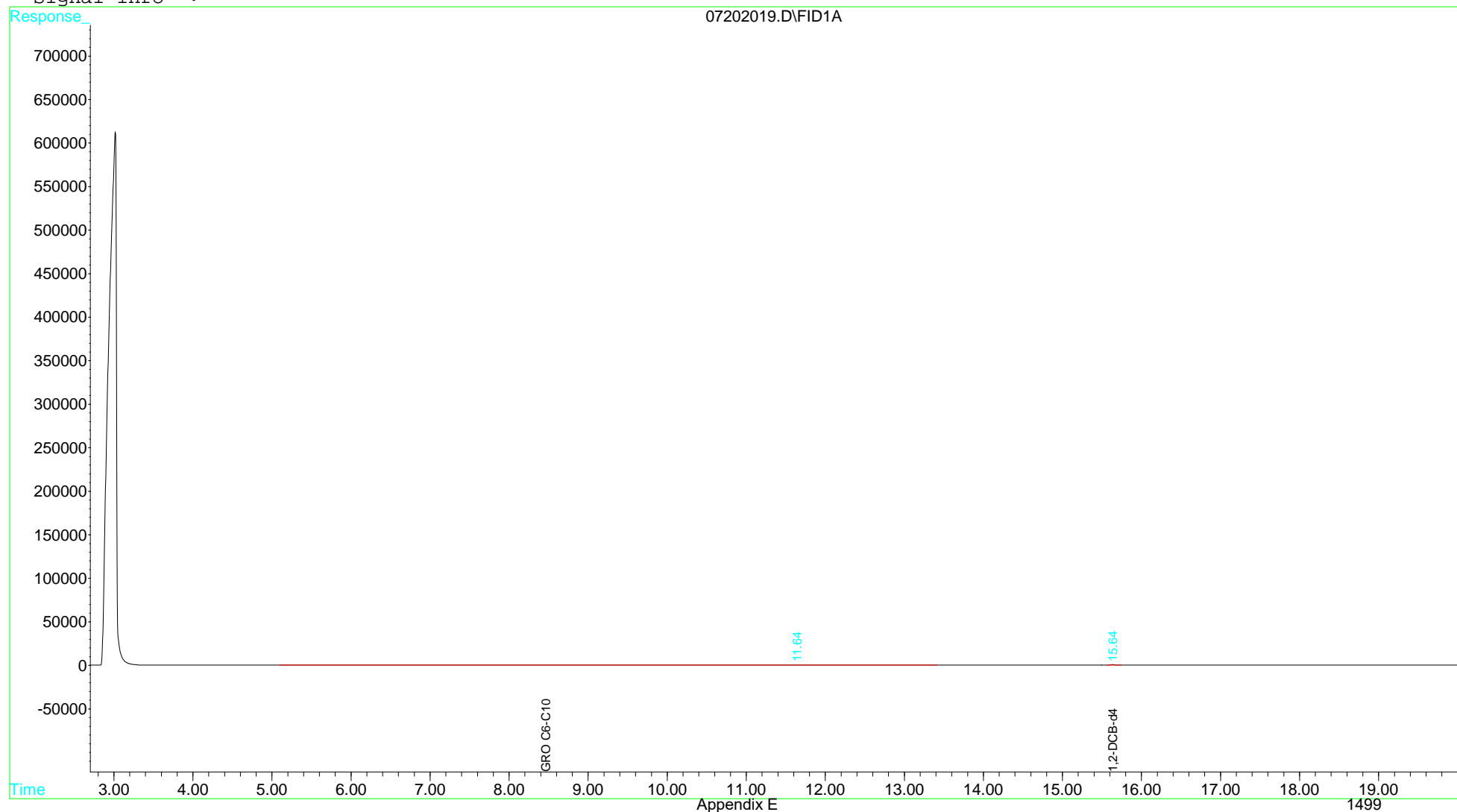
Compound	R.T.	Response	Conc Units
-----			
System Monitoring Compounds			
2) S 1,2-DCB-d4 (Surrogate)	15.64	20868	44.425 ug/KG
Target Compounds			
1) H GRO C6-C10	8.46	1099	2.847 ug/KG

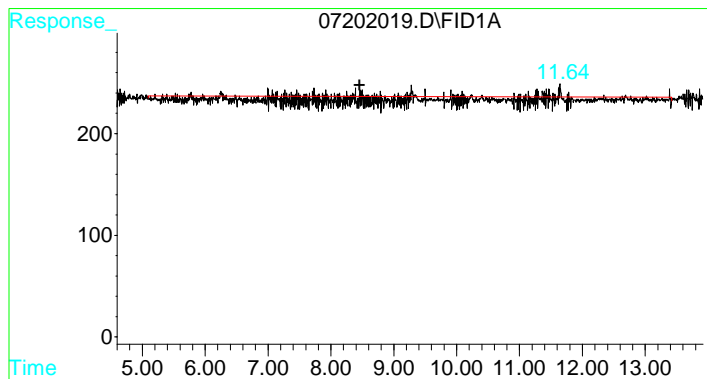
Data File : C:\HPCHEM\1\DATA\072020\07202019.D  
Acq On : 20 Jul 2020 10:11 pm  
Sample : 2006481-007B  
Misc : SAMP SW\_8015S-GRO  
IntFile : GRO.E  
Quant Time: Aug 12 11:20 2020 Quant Results File: 051420S.RES

Vial: 46  
Operator: S MCQUINN  
Inst : voa8  
Multiplr: 1.00

Quant Method : C:\HPCHEM\1...\051420S.M (Chemstation Integrator)  
Title : GC-PT c6-10 SOIL  
Last Update : Thu Jun 11 15:37:38 2020  
Response via : Multiple Level Calibration  
DataAcq Meth : 120919S.M

Volume Inj. :  
Signal Phase :  
Signal Info :





#1 GRO C6-C10

R.T.: 8.460 min  
Delta R.T.: 0.000 min  
Response: 1099  
Conc: 2.85 ug/KG m



Data File : C:\HPCHEM\1\DATA\072020\07202020.D Vial: 47  
Acq On : 20 Jul 2020 10:41 pm Operator: S MCQUINN  
Sample : 2006481-008B Inst : voa8  
Misc : SAMP SW\_8015S-GRO Multiplr: 1.00  
IntFile : GRO.E  
Quant Time: Aug 12 11:20 2020 Quant Results File: 051420S.RES

Quant Method : C:\HPCHEM\1...\051420S.M (Chemstation Integrator)  
Title : GC-PT c6-10 SOIL  
Last Update : Thu Jun 11 15:37:38 2020  
Response via : Initial Calibration  
DataAcq Meth : 120919S.M

Volume Inj. :  
Signal Phase :  
Signal Info :

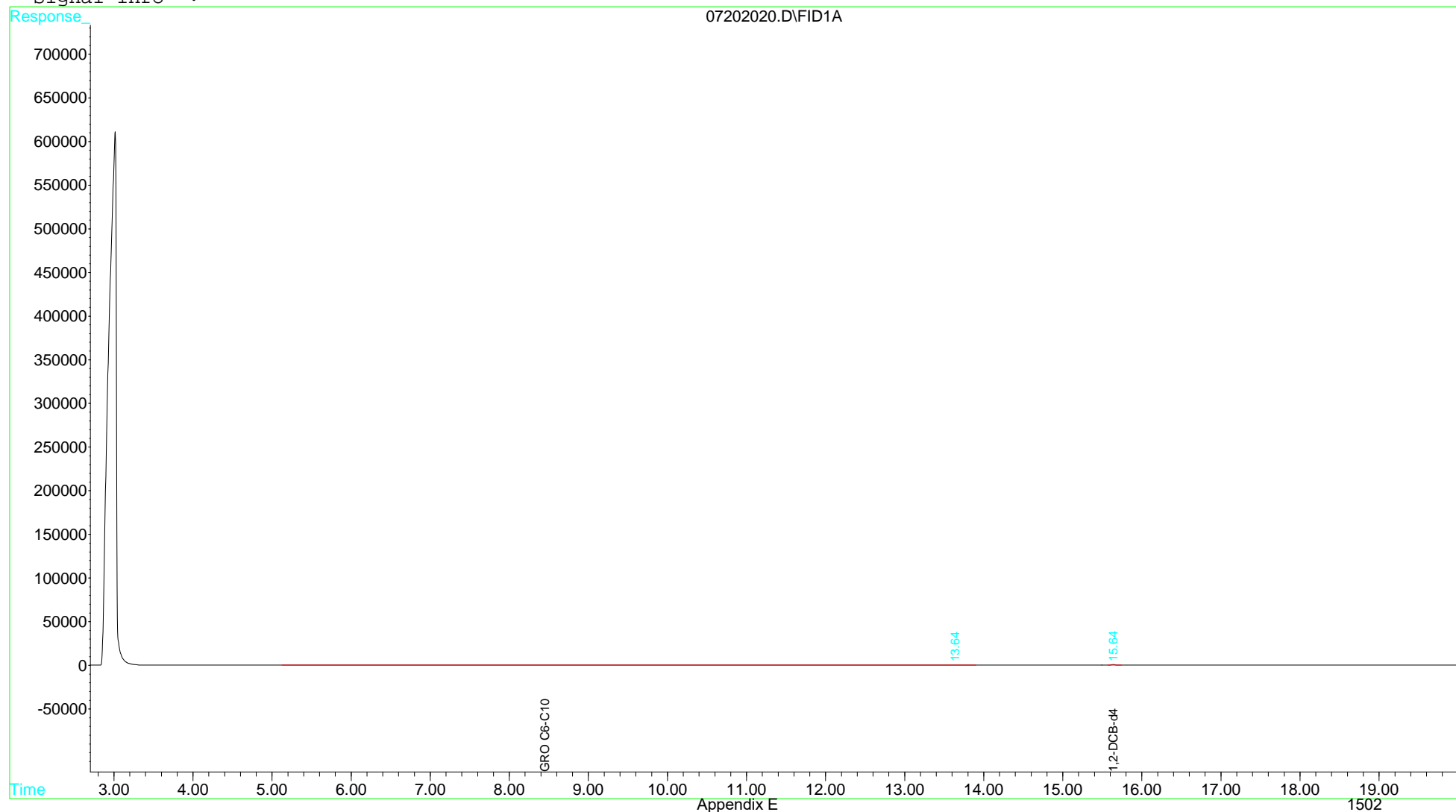
Compound	R.T.	Response	Conc Units
-----			
System Monitoring Compounds			
2) S 1,2-DCB-d4 (Surrogate)	15.64	21953	46.735 ug/KG
Target Compounds			
1) H GRO C6-C10	8.46	3580	9.274 ug/KG

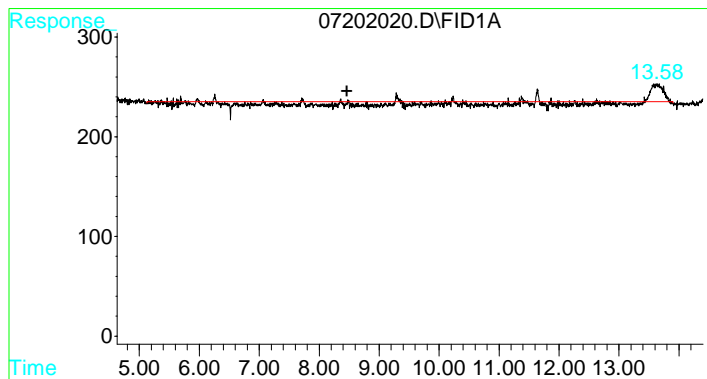
Data File : C:\HPCHEM\1\DATA\072020\07202020.D  
Acq On : 20 Jul 2020 10:41 pm  
Sample : 2006481-008B  
Misc : SAMP SW\_8015S-GRO  
IntFile : GRO.E  
Quant Time: Aug 12 11:20 2020 Quant Results File: 051420S.RES

Vial: 47  
Operator: S MCQUINN  
Inst : voa8  
Multiplr: 1.00

Quant Method : C:\HPCHEM\1...\051420S.M (Chemstation Integrator)  
Title : GC-PT c6-10 SOIL  
Last Update : Thu Jun 11 15:37:38 2020  
Response via : Multiple Level Calibration  
DataAcq Meth : 120919S.M

Volume Inj. :  
Signal Phase :  
Signal Info :





#1 GRO C6-C10

R.T.: 8.460 min  
Delta R.T.: 0.000 min  
Response: 3580  
Conc: 9.27 ug/KG m

Data File : C:\HPCHEM\1\DATA\072020\07202021.D Vial: 48  
Acq On : 20 Jul 2020 11:11 pm Operator: S MCQUINN  
Sample : 2006481-009B Inst : voa8  
Misc : SAMP SW\_8015S-GRO Multiplr: 1.00  
IntFile : GRO.E  
Quant Time: Aug 12 11:20 2020 Quant Results File: 051420S.RES

Quant Method : C:\HPCHEM\1...\051420S.M (Chemstation Integrator)  
Title : GC-PT c6-10 SOIL  
Last Update : Thu Jun 11 15:37:38 2020  
Response via : Initial Calibration  
DataAcq Meth : 120919S.M

Volume Inj. :  
Signal Phase :  
Signal Info :

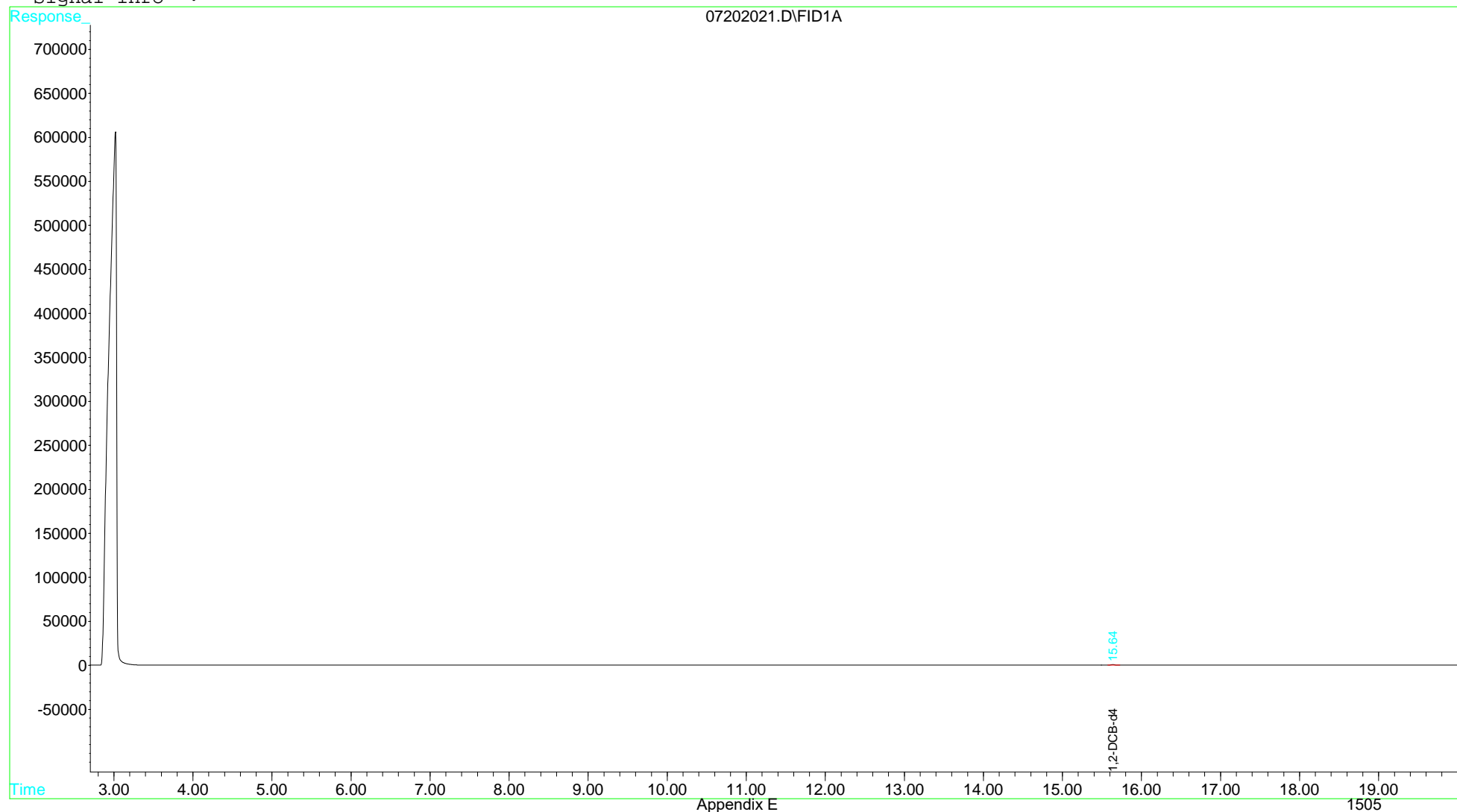
Compound	R.T.	Response	Conc Units
-----			
System Monitoring Compounds			
2) S 1,2-DCB-d4 (Surrogate)	15.64	21863	46.542 ug/KG
Target Compounds			
1) H GRO C6-C10	8.46	794	<MDL ug/KG

Data File : C:\HPCHEM\1\DATA\072020\07202021.D  
Acq On : 20 Jul 2020 11:11 pm  
Sample : 2006481-009B  
Misc : SAMP SW\_8015S-GRO  
IntFile : GRO.E  
Quant Time: Aug 12 11:20 2020 Quant Results File: 051420S.RES

Vial: 48  
Operator: S MCQUINN  
Inst : voa8  
Multiplr: 1.00

Quant Method : C:\HPCHEM\1...\051420S.M (Chemstation Integrator)  
Title : GC-PT c6-10 SOIL  
Last Update : Thu Jun 11 15:37:38 2020  
Response via : Multiple Level Calibration  
DataAcq Meth : 120919S.M

Volume Inj. :  
Signal Phase :  
Signal Info :



Data File : C:\HPCHEM\1\DATA\072020\07202022.D Vial: 49  
Acq On : 20 Jul 2020 11:41 pm Operator: S MCQUINN  
Sample : 2006481-010B Inst : voa8  
Misc : SAMP SW\_8015S-GRO Multiplr: 1.00  
IntFile : GRO.E  
Quant Time: Aug 12 11:21 2020 Quant Results File: 051420S.RES

Quant Method : C:\HPCHEM\1...\051420S.M (Chemstation Integrator)  
Title : GC-PT c6-10 SOIL  
Last Update : Thu Jun 11 15:37:38 2020  
Response via : Initial Calibration  
DataAcq Meth : 120919S.M

Volume Inj. :  
Signal Phase :  
Signal Info :

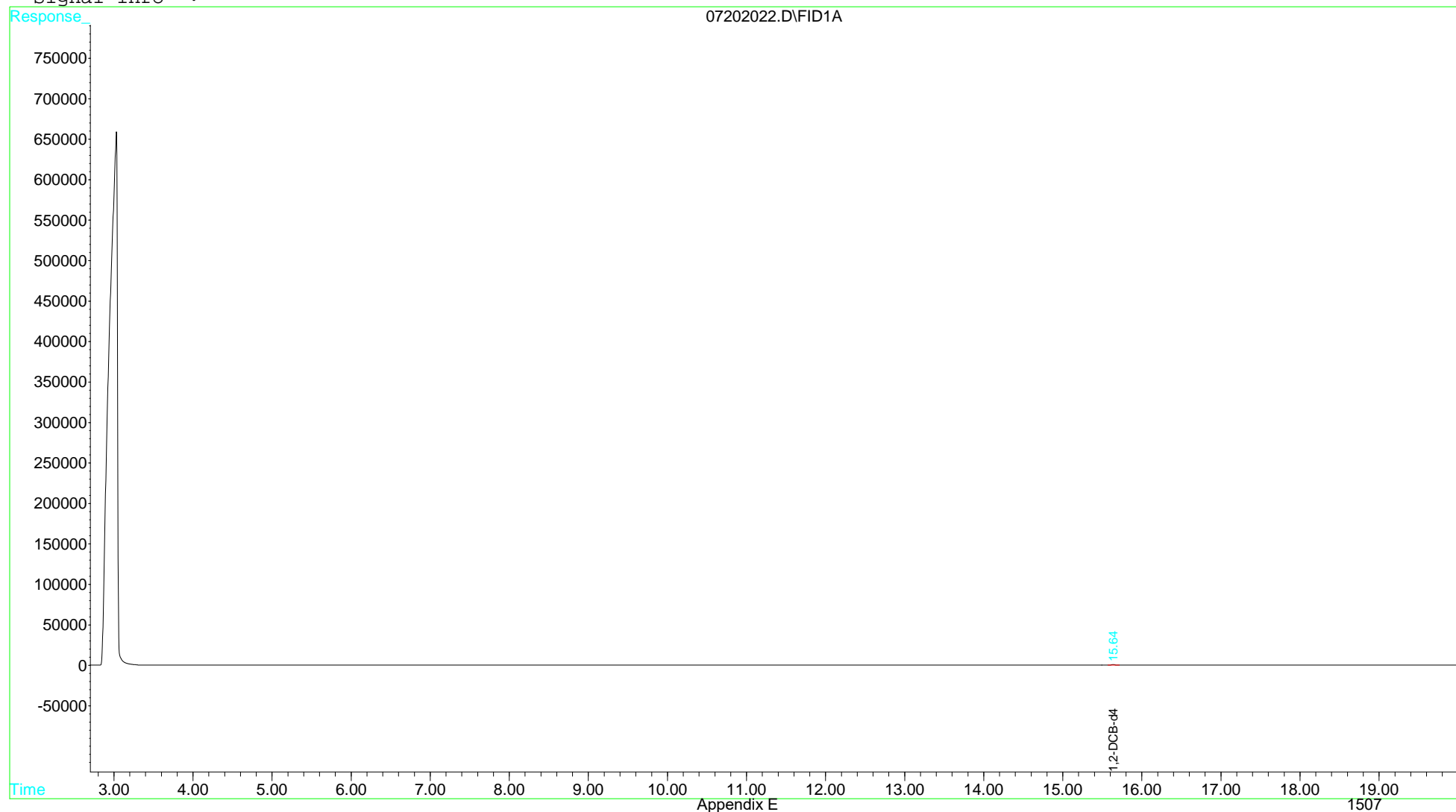
Compound	R.T.	Response	Conc Units
-----			
System Monitoring Compounds			
2) S 1,2-DCB-d4 (Surrogate)	15.64	23390	49.794 ug/KG
Target Compounds			
1) H GRO C6-C10	8.46	766	<MDL ug/KG

Data File : C:\HPCHEM\1\DATA\072020\07202022.D  
Acq On : 20 Jul 2020 11:41 pm  
Sample : 2006481-010B  
Misc : SAMP SW\_8015S-GRO  
IntFile : GRO.E  
Quant Time: Aug 12 11:21 2020 Quant Results File: 051420S.RES

Vial: 49  
Operator: S MCQUINN  
Inst : voa8  
Multiplr: 1.00

Quant Method : C:\HPCHEM\1...\051420S.M (Chemstation Integrator)  
Title : GC-PT c6-10 SOIL  
Last Update : Thu Jun 11 15:37:38 2020  
Response via : Multiple Level Calibration  
DataAcq Meth : 120919S.M

Volume Inj. :  
Signal Phase :  
Signal Info :



Data File : C:\HPCHEM\1\DATA\072020\07202023.D Vial: 50  
Acq On : 21 Jul 2020 12:10 am Operator: S MCQUINN  
Sample : 2006481-011B Inst : voa8  
Misc : SAMP SW\_8015S-GRO Multiplr: 1.00  
IntFile : GRO.E  
Quant Time: Aug 12 11:21 2020 Quant Results File: 051420S.RES

Quant Method : C:\HPCHEM\1...\051420S.M (Chemstation Integrator)  
Title : GC-PT c6-10 SOIL  
Last Update : Thu Jun 11 15:37:38 2020  
Response via : Initial Calibration  
DataAcq Meth : 120919S.M

Volume Inj. :  
Signal Phase :  
Signal Info :

Compound	R.T.	Response	Conc Units
-----			
System Monitoring Compounds			
2) S 1,2-DCB-d4 (Surrogate)	15.64	22366	47.613 ug/KG
Target Compounds			
1) H GRO C6-C10	8.46	1196	3.098 ug/KG

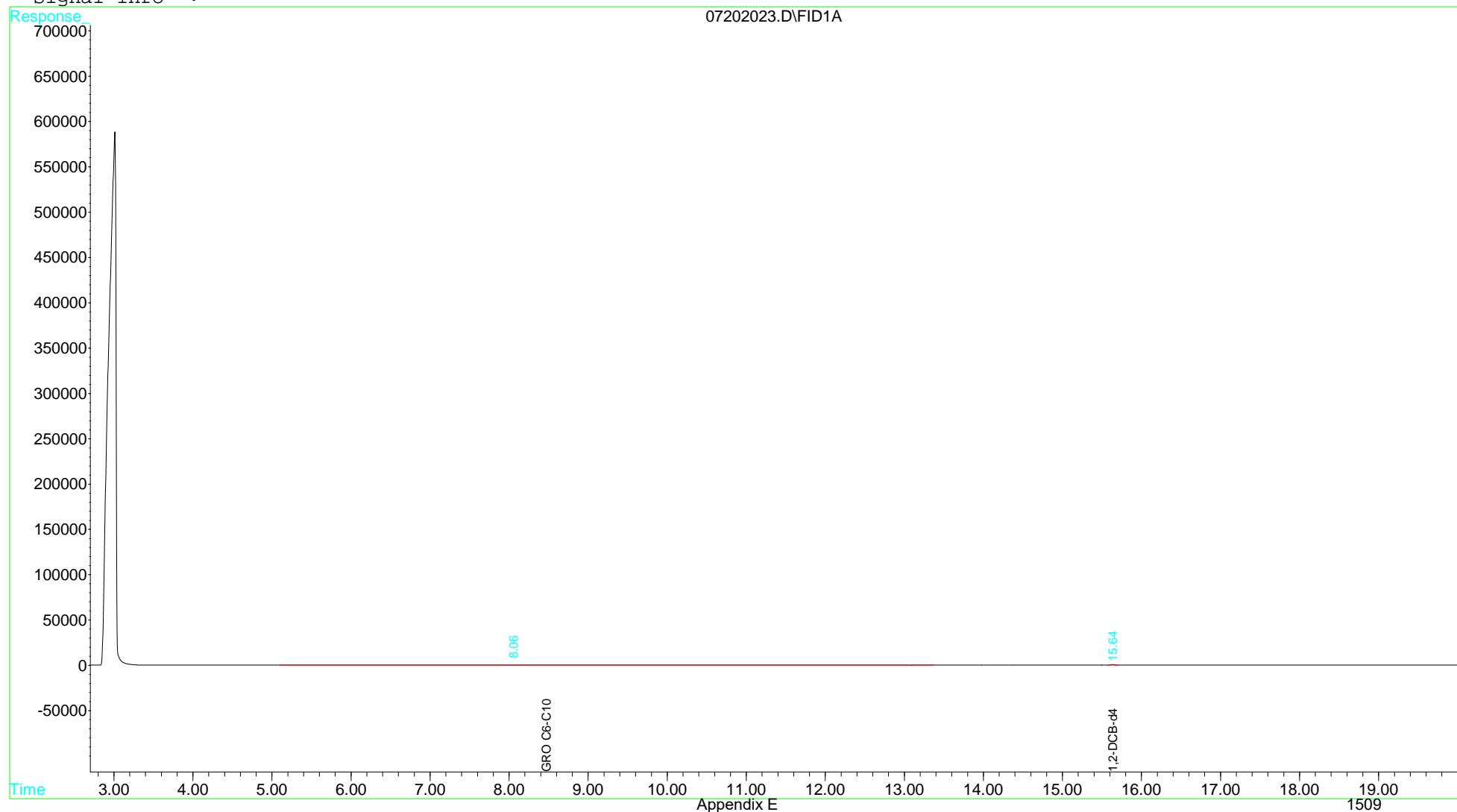


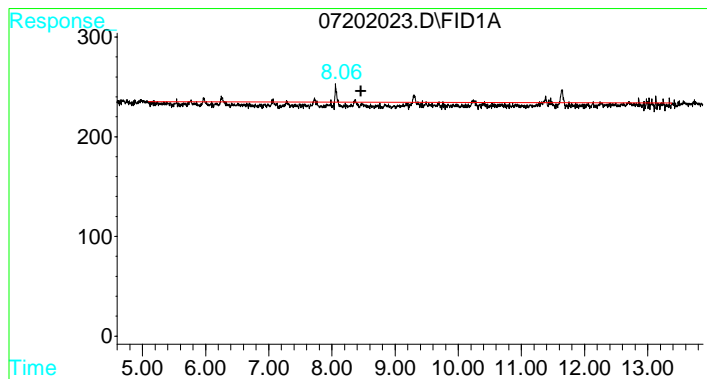
Data File : C:\HPCHEM\1\DATA\072020\07202023.D  
Acq On : 21 Jul 2020 12:10 am  
Sample : 2006481-011B  
Misc : SAMP SW\_8015S-GRO  
IntFile : GRO.E  
Quant Time: Aug 12 11:21 2020 Quant Results File: 051420S.RES

Vial: 50  
Operator: S MCQUINN  
Inst : voa8  
Multiplr: 1.00

Quant Method : C:\HPCHEM\1...\051420S.M (Chemstation Integrator)  
Title : GC-PT c6-10 SOIL  
Last Update : Thu Jun 11 15:37:38 2020  
Response via : Multiple Level Calibration  
DataAcq Meth : 120919S.M

Volume Inj. :  
Signal Phase :  
Signal Info :





#1 GRO C6-C10

R.T.: 8.460 min  
Delta R.T.: 0.000 min  
Response: 1196  
Conc: 3.10 ug/KG m

Data File : C:\HPCHEM\1\DATA\072020\07202024.D Vial: 51  
Acq On : 21 Jul 2020 12:40 am Operator: S MCQUINN  
Sample : 2006481-012B Inst : voa8  
Misc : SAMP SW\_8015S-GRO Multiplr: 1.00  
IntFile : GRO.E  
Quant Time: Aug 12 11:21 2020 Quant Results File: 051420S.RES

Quant Method : C:\HPCHEM\1...\051420S.M (Chemstation Integrator)  
Title : GC-PT c6-10 SOIL  
Last Update : Thu Jun 11 15:37:38 2020  
Response via : Initial Calibration  
DataAcq Meth : 120919S.M

Volume Inj. :  
Signal Phase :  
Signal Info :

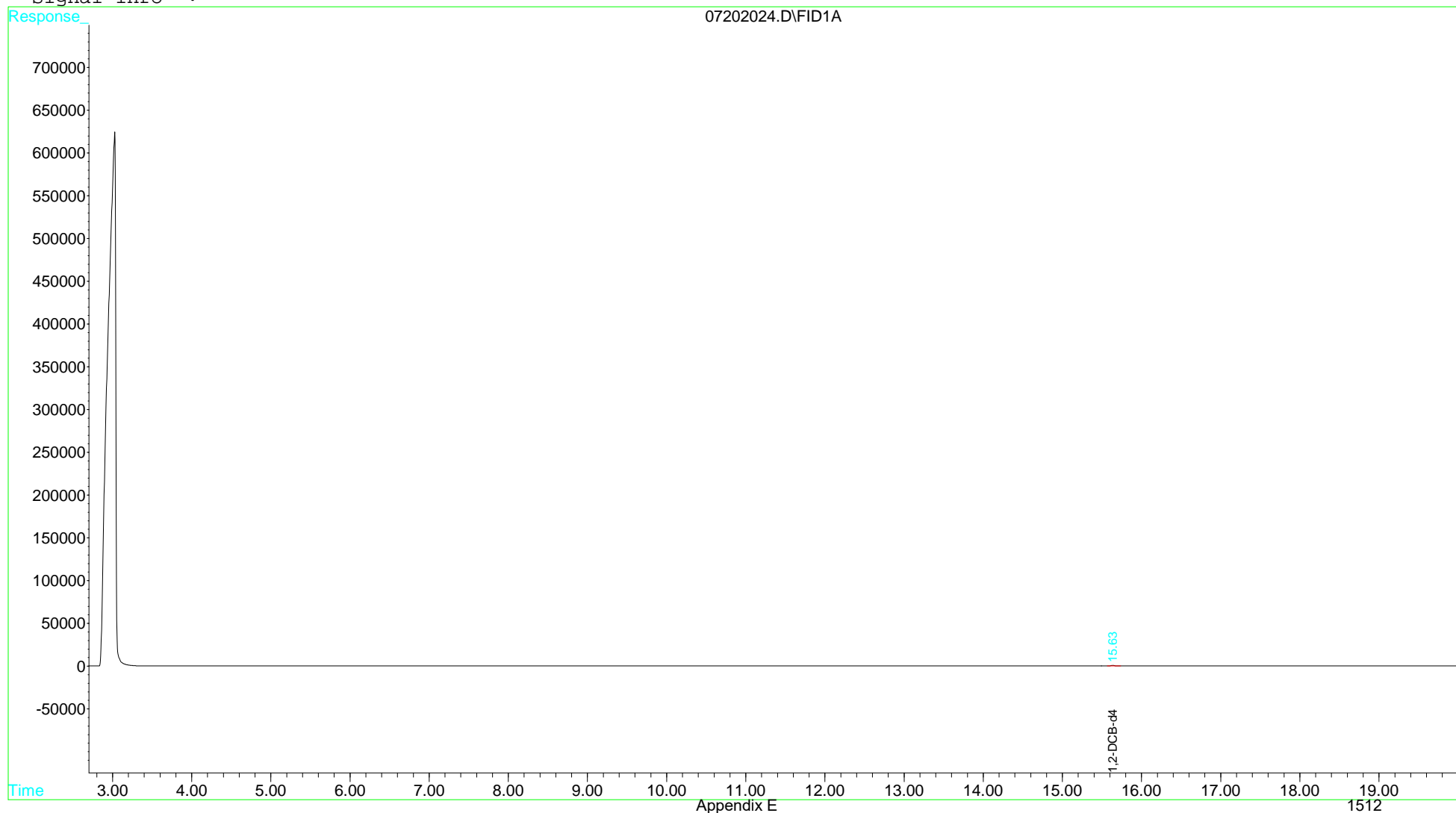
Compound	R.T.	Response	Conc Units
-----			
System Monitoring Compounds			
2) S 1,2-DCB-d4 (Surrogate)	15.64	22525	47.951 ug/KG
Target Compounds			
1) H GRO C6-C10	8.46	943	<MDL ug/KG

Data File : C:\HPCHEM\1\DATA\072020\07202024.D  
Acq On : 21 Jul 2020 12:40 am  
Sample : 2006481-012B  
Misc : SAMP SW\_8015S-GRO  
IntFile : GRO.E  
Quant Time: Aug 12 11:21 2020 Quant Results File: 051420S.RES

Vial: 51  
Operator: S MCQUINN  
Inst : voa8  
Multiplr: 1.00

Quant Method : C:\HPCHEM\1...\051420S.M (Chemstation Integrator)  
Title : GC-PT c6-10 SOIL  
Last Update : Thu Jun 11 15:37:38 2020  
Response via : Multiple Level Calibration  
DataAcq Meth : 120919S.M

Volume Inj. :  
Signal Phase :  
Signal Info :



Data File : C:\HPCHEM\1\DATA\072020\07202025.D Vial: 52  
Acq On : 21 Jul 2020 1:11 am Operator: S MCQUINN  
Sample : 2006481-013B Inst : voa8  
Misc : SAMP SW\_8015S-GRO Multiplr: 1.00  
IntFile : GRO.E  
Quant Time: Aug 12 11:21 2020 Quant Results File: 051420S.RES

Quant Method : C:\HPCHEM\1...\051420S.M (Chemstation Integrator)  
Title : GC-PT c6-10 SOIL  
Last Update : Thu Jun 11 15:37:38 2020  
Response via : Initial Calibration  
DataAcq Meth : 120919S.M

Volume Inj. :  
Signal Phase :  
Signal Info :

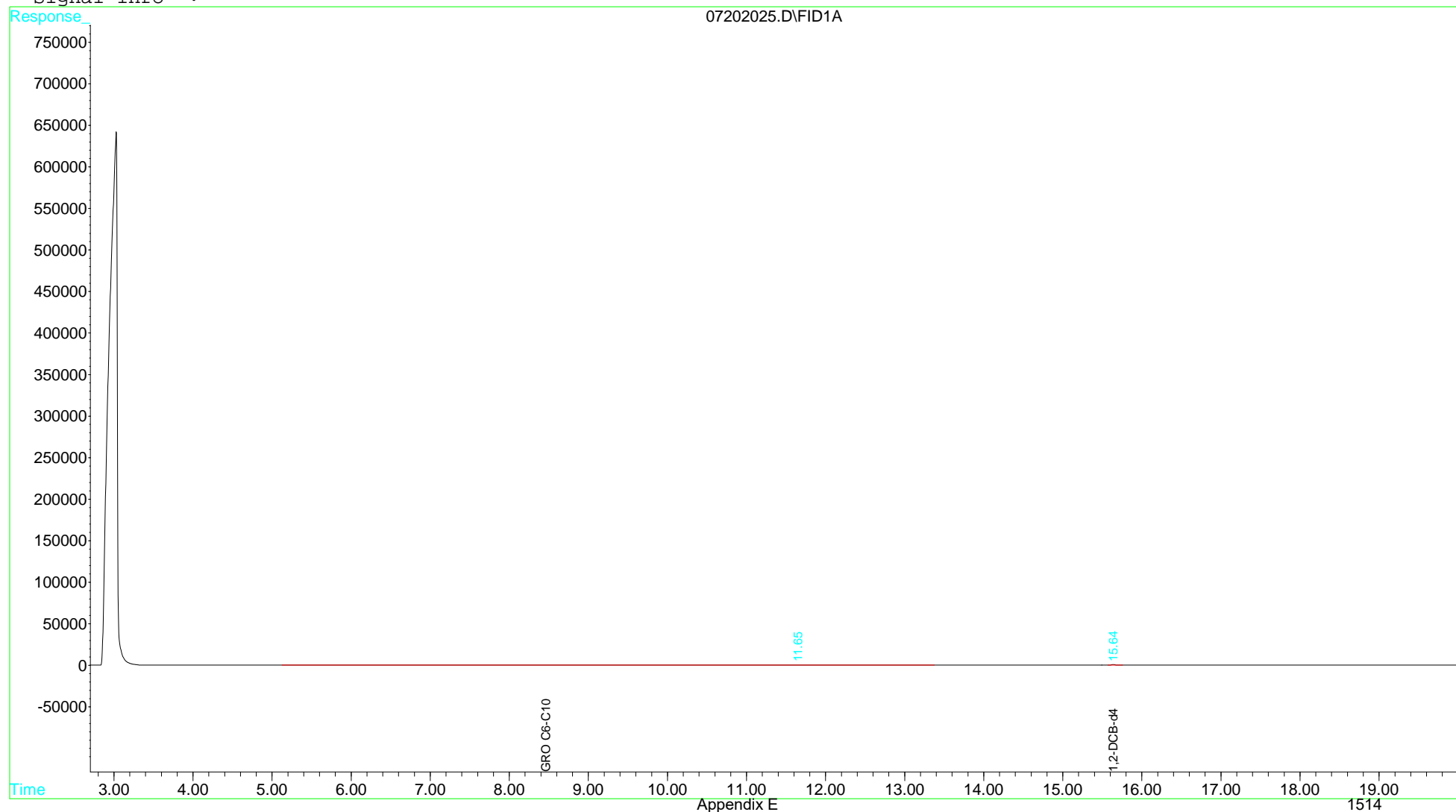
Compound	R.T.	Response	Conc Units
-----			
System Monitoring Compounds			
2) S 1,2-DCB-d4 (Surrogate)	15.64	23043	49.054 ug/KG
Target Compounds			
1) H GRO C6-C10	8.46	1200	3.108 ug/KG

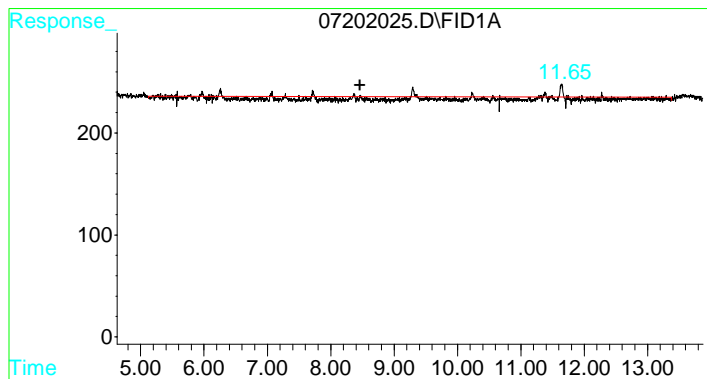
Data File : C:\HPCHEM\1\DATA\072020\07202025.D  
Acq On : 21 Jul 2020 1:11 am  
Sample : 2006481-013B  
Misc : SAMP SW\_8015S-GRO  
IntFile : GRO.E  
Quant Time: Aug 12 11:21 2020 Quant Results File: 051420S.RES

Vial: 52  
Operator: S MCQUINN  
Inst : voa8  
Multiplr: 1.00

Quant Method : C:\HPCHEM\1...\051420S.M (Chemstation Integrator)  
Title : GC-PT c6-10 SOIL  
Last Update : Thu Jun 11 15:37:38 2020  
Response via : Multiple Level Calibration  
DataAcq Meth : 120919S.M

Volume Inj. :  
Signal Phase :  
Signal Info :





#1 GRO C6-C10

R.T.: 8.460 min  
Delta R.T.: 0.000 min  
Response: 1200  
Conc: 3.11 ug/KG m

Data File : C:\HPCHEM\1\DATA\072020\07202026.D Vial: 53  
Acq On : 21 Jul 2020 1:40 am Operator: S MCQUINN  
Sample : 2006481-014B Inst : voa8  
Misc : SAMP SW\_8015S-GRO Multiplr: 1.00  
IntFile : GRO.E  
Quant Time: Aug 12 11:22 2020 Quant Results File: 051420S.RES

Quant Method : C:\HPCHEM\1...\051420S.M (Chemstation Integrator)  
Title : GC-PT c6-10 SOIL  
Last Update : Thu Jun 11 15:37:38 2020  
Response via : Initial Calibration  
DataAcq Meth : 120919S.M

Volume Inj. :  
Signal Phase :  
Signal Info :

Compound	R.T.	Response	Conc Units
-----			
System Monitoring Compounds			
2) S 1,2-DCB-d4 (Surrogate)	15.64	23333	49.672 ug/KG
Target Compounds			
1) H GRO C6-C10	8.46	1420	3.680 ug/KG

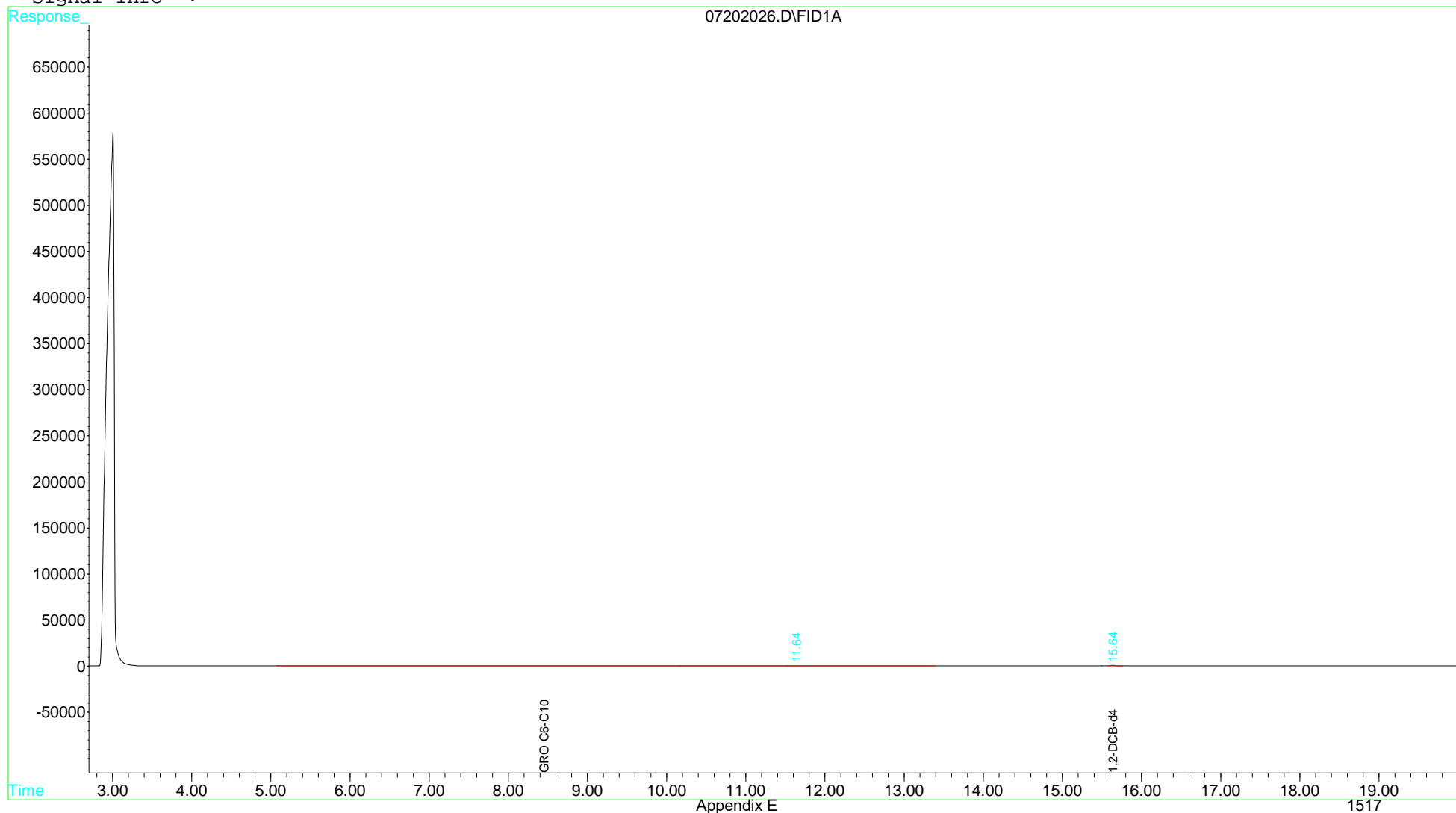


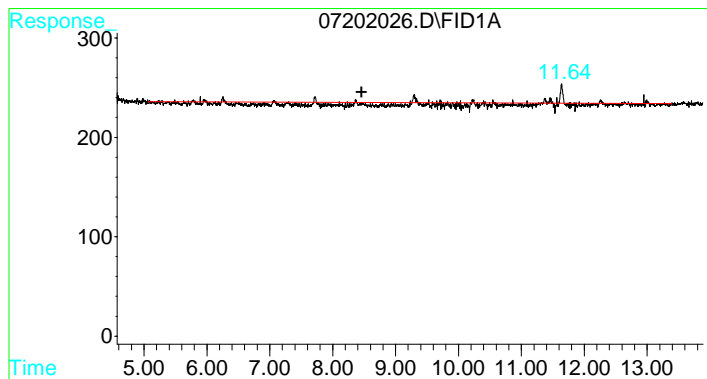
Data File : C:\HPCHEM\1\DATA\072020\07202026.D  
Acq On : 21 Jul 2020 1:40 am  
Sample : 2006481-014B  
Misc : SAMP SW\_8015S-GRO  
IntFile : GRO.E  
Quant Time: Aug 12 11:22 2020 Quant Results File: 051420S.RES

Vial: 53  
Operator: S MCQUINN  
Inst : voa8  
Multiplr: 1.00

Quant Method : C:\HPCHEM\1...\051420S.M (Chemstation Integrator)  
Title : GC-PT c6-10 SOIL  
Last Update : Thu Jun 11 15:37:38 2020  
Response via : Multiple Level Calibration  
DataAcq Meth : 120919S.M

Volume Inj. :  
Signal Phase :  
Signal Info :





#1 GRO C6-C10

R.T.: 8.460 min  
Delta R.T.: 0.000 min  
Response: 1420  
Conc: 3.68 ug/KG m

Data File : C:\HPCHEM\1\DATA\072020\07202027.D Vial: 52  
Acq On : 21 Jul 2020 2:10 am Operator: S MCQUINN  
Sample : 2006481-014BMS Inst : voa8  
Misc : MS SW\_8015S-GRO Multiplr: 1.00  
IntFile : GRO.E  
Quant Time: Aug 12 11:22 2020 Quant Results File: 051420S.RES

Quant Method : C:\HPCHEM\1...\051420S.M (Chemstation Integrator)  
Title : GC-PT c6-10 SOIL  
Last Update : Thu Jun 11 15:37:38 2020  
Response via : Initial Calibration  
DataAcq Meth : 120919S.M

Volume Inj. :  
Signal Phase :  
Signal Info :

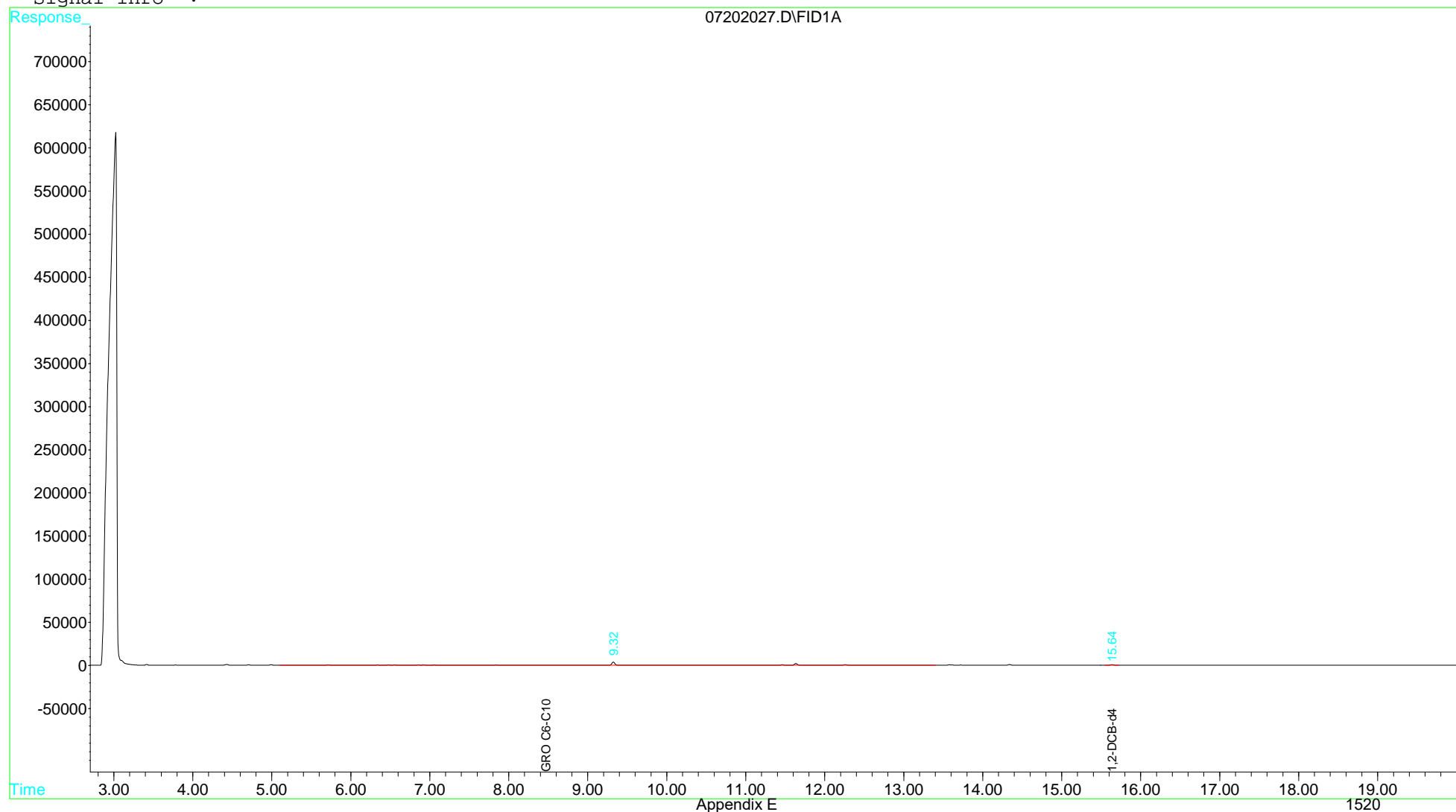
Compound	R.T.	Response	Conc Units
-----			
System Monitoring Compounds			
2) S 1,2-DCB-d4 (Surrogate)	15.64	23975	51.039 ug/KG
Target Compounds			
1) H GRO C6-C10	8.46	385136	997.737 ug/KG

Data File : C:\HPCHEM\1\DATA\072020\07202027.D  
Acq On : 21 Jul 2020 2:10 am  
Sample : 2006481-014BMS  
Misc : MS SW\_8015S-GRO  
IntFile : GRO.E  
Quant Time: Aug 12 11:22 2020 Quant Results File: 051420S.RES

Vial: 52  
Operator: S MCQUINN  
Inst : voa8  
Multiplr: 1.00

Quant Method : C:\HPCHEM\1...\051420S.M (Chemstation Integrator)  
Title : GC-PT c6-10 SOIL  
Last Update : Thu Jun 11 15:37:38 2020  
Response via : Multiple Level Calibration  
DataAcq Meth : 120919S.M

Volume Inj. :  
Signal Phase :  
Signal Info :



Data File : C:\HPCHEM\1\DATA\072020\07202028.D Vial: 53  
Acq On : 21 Jul 2020 2:40 am Operator: S MCQUINN  
Sample : 2006481-014BMSD Inst : voa8  
Misc : MSD SW\_8015S-GRO Multiplr: 1.00  
IntFile : GRO.E  
Quant Time: Aug 12 11:22 2020 Quant Results File: 051420S.RES

Quant Method : C:\HPCHEM\1...\051420S.M (Chemstation Integrator)  
Title : GC-PT c6-10 SOIL  
Last Update : Thu Jun 11 15:37:38 2020  
Response via : Initial Calibration  
DataAcq Meth : 120919S.M

Volume Inj. :  
Signal Phase :  
Signal Info :

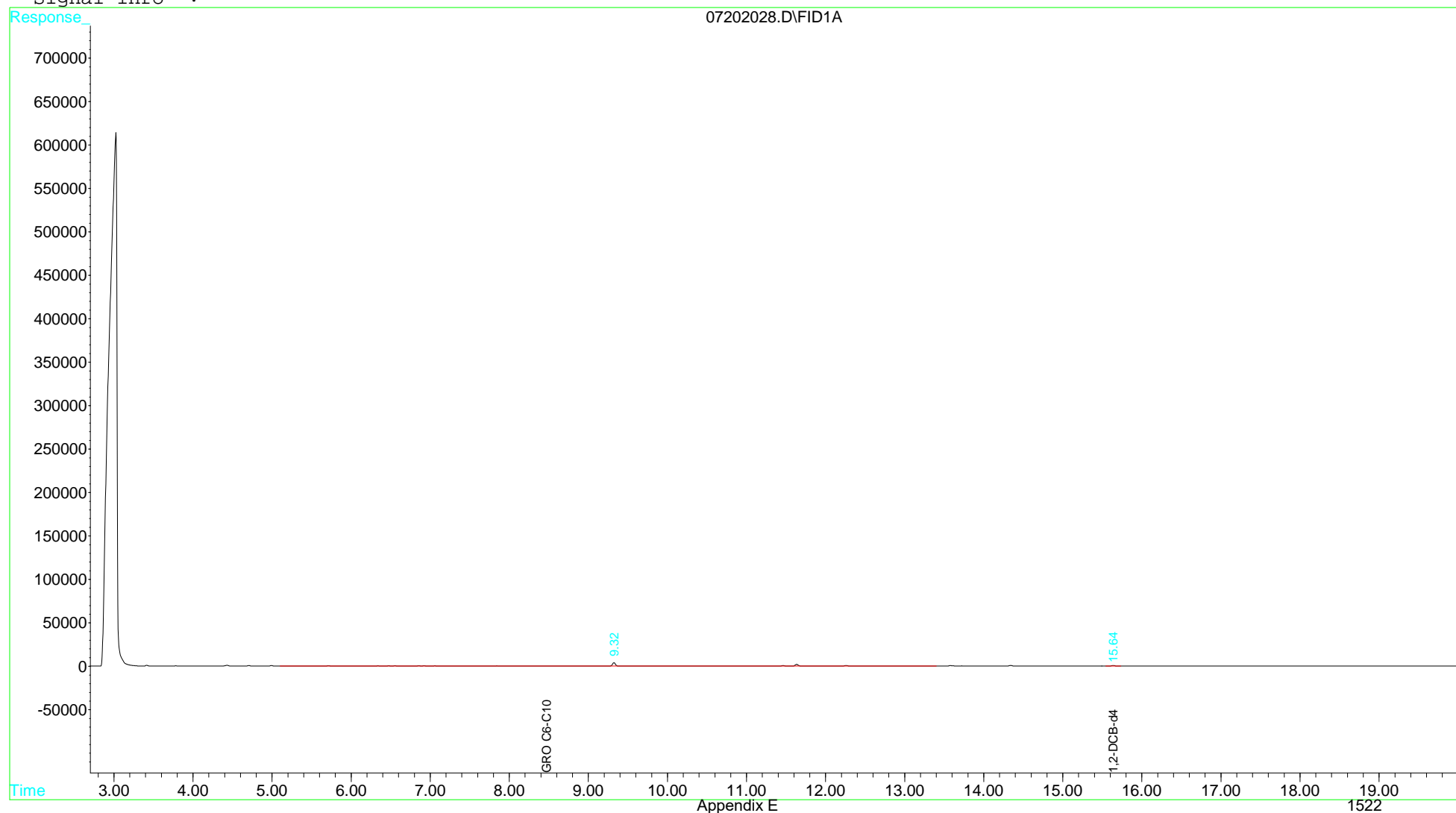
Compound	R.T.	Response	Conc Units
-----			
System Monitoring Compounds			
2) S 1,2-DCB-d4 (Surrogate)	15.64	23290	49.581 ug/KG
Target Compounds			
1) H GRO C6-C10	8.46	387529	1003.937 ug/KG

Data File : C:\HPCHEM\1\DATA\072020\07202028.D  
Acq On : 21 Jul 2020 2:40 am  
Sample : 2006481-014BMSD  
Misc : MSD SW\_8015S-GRO  
IntFile : GRO.E  
Quant Time: Aug 12 11:22 2020 Quant Results File: 051420S.RES

Vial: 53  
Operator: S MCQUINN  
Inst : voa8  
Multiplr: 1.00

Quant Method : C:\HPCHEM\1...\051420S.M (Chemstation Integrator)  
Title : GC-PT c6-10 SOIL  
Last Update : Thu Jun 11 15:37:38 2020  
Response via : Multiple Level Calibration  
DataAcq Meth : 120919S.M

Volume Inj. :  
Signal Phase :  
Signal Info :



Data File : C:\HPCHEM\1\DATA\072020\07202029.D Vial: 30  
Acq On : 21 Jul 2020 3:10 am Operator: S MCQUINN  
Sample : VOA8 CCVE 072020 Inst : voa8  
Misc : CCVE SW\_8015S-GRO Multiplr: 1.00  
IntFile : GRO.E

Method : C:\HPCHEM\1\METHODS\2019\051420S.M (Chemstation Integrator)  
Title : GC-PT c6-10 SOIL  
Last Update : Thu Jun 11 15:37:38 2020  
Response via : Multiple Level Calibration

Min. RRF : 0.000 Min. Rel. Area : 50% Max. R.T. Dev 0.50min  
Max. RRF Dev : 15% Max. Rel. Area : 150%

	Compound	Amount	Calc.	%Dev	Area%	Dev(min)
1 H	GRO C6-C10	2000.000	2170.990	-8.5	109	0.00
2 S	1,2-DCB-d4 (Surrogate)	50.000	50.074	-0.1	102	0.00

Data File : C:\HPCHEM\1\DATA\072020\07202029.D Vial: 30  
Acq On : 21 Jul 2020 3:10 am Operator: S MCQUINN  
Sample : VOA8 CCVE 072020 Inst : voa8  
Misc : CCVE SW\_8015S-GRO Multiplr: 1.00  
IntFile : GRO.E

Method : C:\HPCHEM\1\METHODS\2019\051420S.M (Chemstation Integrator)  
Title : GC-PT c6-10 SOIL  
Last Update : Thu Jun 11 15:37:38 2020  
Response via : Multiple Level Calibration

Min. RRF : 0.000 Min. Rel. Area : 50% Max. R.T. Dev 0.50min  
Max. RRF Dev : 15% Max. Rel. Area : 150%

Compound	Amount	Calc.	%Dev	Area%	Dev(min)
----------	--------	-------	------	-------	----------



Data File : C:\HPCHEM\1\DATA\072020\07202029.D Vial: 30  
Acq On : 21 Jul 2020 3:10 am Operator: S MCQUINN  
Sample : VOA8 CCVE 072020 Inst : voa8  
Misc : CCVE SW\_8015S-GRO Multiplr: 1.00  
IntFile : GRO.E  
Quant Time: Aug 12 11:23 2020 Quant Results File: 051420S.RES

Quant Method : C:\HPCHEM\1...\051420S.M (Chemstation Integrator)  
Title : GC-PT c6-10 SOIL  
Last Update : Thu Jun 11 15:37:38 2020  
Response via : Initial Calibration  
DataAcq Meth : 120919S.M

Volume Inj. :  
Signal Phase :  
Signal Info :

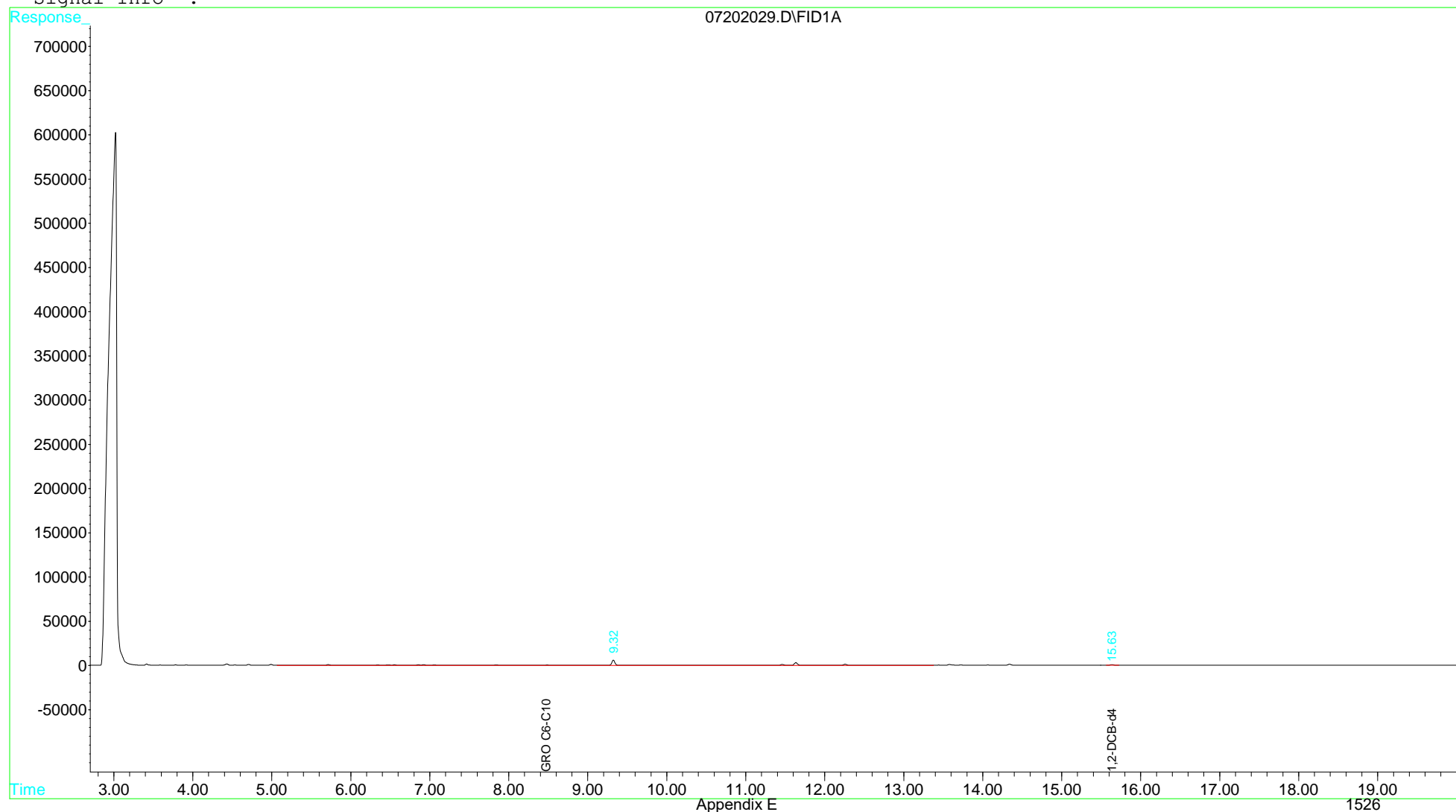
Compound	R.T.	Response	Conc Units
-----			
System Monitoring Compounds			
2) S 1,2-DCB-d4 (Surrogate)	15.64	23522	50.074 ug/KG
Target Compounds			
1) H GRO C6-C10	8.46	838022	2170.990 ug/KG

Data File : C:\HPCHEM\1\DATA\072020\07202029.D  
Acq On : 21 Jul 2020 3:10 am  
Sample : VOA8 CCVE 072020  
Misc : CCVE SW\_8015S-GRO  
IntFile : GRO.E  
Quant Time: Aug 12 11:23 2020 Quant Results File: 051420S.RES

Vial: 30  
Operator: S MCQUINN  
Inst : voa8  
Multiplr: 1.00

Quant Method : C:\HPCHEM\1...\051420S.M (Chemstation Integrator)  
Title : GC-PT c6-10 SOIL  
Last Update : Thu Jun 11 15:37:38 2020  
Response via : Multiple Level Calibration  
DataAcq Meth : 120919S.M

Volume Inj. :  
Signal Phase :  
Signal Info :



## Injection Log

Directory: C:\HPCHEM\1\DATA\072020

Line	Vial	FileName	Multiplier	SampleName	Misc Info	Injected
1	3	07202001.d	1.	cleaning		20 Jul 2020 13:38
2	3	07202002.d	1.	GRO Window 072020		20 Jul 2020 14:12
3	4	07202004.d	1.	cleaning		20 Jul 2020 14:42
4	3	07202005.d	1.	VOA8 CCB 072020	CCB SW_8015S-GRO	20 Jul 2020 15:12
5	31	07202006.d	1.	VOA8 CCV 072020	CCV SW_8015S-GRO	20 Jul 2020 15:42
6	30	07202007.d	1.	VOA8 LCS 072020	LCS SW_8015S-GRO	20 Jul 2020 16:12
7	32	07202008.d	1.	VOA8 RLVS 072020	RLVS SW_8015S-GRO	20 Jul 2020 16:42
8	33	07202009.d	1.	VOA8 MBLK 072020	MBLK SW_8015S-GRO	20 Jul 2020 17:11
9	34	07202010.d	1.	2006479-005B	SAMP SW_8015S-GRO	20 Jul 2020 17:42
10	40	07202011.d	1.	2006479-006B	SAMP SW_8015S-GRO	20 Jul 2020 18:12
11	35	07202012.d	1.	2006479-007B	SAMP SW_8015S-GRO	20 Jul 2020 18:42
12	40	07202013.d	1.	2006481-001B	SAMP SW_8015S-GRO	20 Jul 2020 19:12
13	41	07202014.d	1.	2006481-002B	SAMP SW_8015S-GRO	20 Jul 2020 19:42
14	42	07202015.d	1.	2006481-003B	SAMP SW_8015S-GRO	20 Jul 2020 20:11
15	43	07202016.d	1.	2006481-004B	SAMP SW_8015S-GRO	20 Jul 2020 20:41
16	44	07202017.d	1.	2006481-005B	SAMP SW_8015S-GRO	20 Jul 2020 21:11
17	45	07202018.d	1.	2006481-006B	SAMP SW_8015S-GRO	20 Jul 2020 21:41
18	46	07202019.d	1.	2006481-007B	SAMP SW_8015S-GRO	20 Jul 2020 22:11
19	47	07202020.d	1.	2006481-008B	SAMP SW_8015S-GRO	20 Jul 2020 22:41
20	48	07202021.d	1.	2006481-009B	SAMP SW_8015S-GRO	20 Jul 2020 23:11
21	49	07202022.d	1.	2006481-010B	SAMP SW_8015S-GRO	20 Jul 2020 23:41
22	50	07202023.d	1.	2006481-011B	SAMP SW_8015S-GRO	21 Jul 2020 00:10
23	51	07202024.d	1.	2006481-012B	SAMP SW_8015S-GRO	21 Jul 2020 00:40
24	52	07202025.d	1.	2006481-013B	SAMP SW_8015S-GRO	21 Jul 2020 01:11
25	53	07202026.d	1.	2006481-014B	SAMP SW_8015S-GRO	21 Jul 2020 01:40
26	52	07202027.d	1.	2006481-014BMS	MS SW_8015S-GRO	21 Jul 2020 02:10
27	53	07202028.d	1.	2006481-014BMSD	MSD SW_8015S-GRO	21 Jul 2020 02:40
28	30	07202029.d	1.	VOA8 CCVE 072020	CCVE SW_8015S-GRO	21 Jul 2020 03:10
29	40	07202030.d	1.	RINSE	DO NOT USE	21 Jul 2020 03:40
30	3	07202031.d	1.	VOA8 CCB 072120	CCB SW_8015S-GRO	21 Jul 2020 04:10
31	30	07202032.d	1.	VOA8 CCV 072120	CCV SW_8015S-GRO	21 Jul 2020 04:40
32	30	07202033.d	1.	VOA8 LCS 072120	LCS SW_8015S-GRO	21 Jul 2020 05:10
33	32	07202034.d	1.	VOA8 RLVS 072120	RLVS SW_8015S-GRO	21 Jul 2020 05:40
34	33	07202035.d	1.	VOA8 MBLK 072120	MBLK SW_8015S-GRO	21 Jul 2020 06:10
35	34	07202036.d	1.	2006481-015B	SAMP SW_8015S-GRO	21 Jul 2020 06:40
36	35	07202037.d	1.	2006481-016B	SAMP SW_8015S-GRO	21 Jul 2020 07:10
37	36	07202038.d	1.	2006481-017B	SAMP SW_8015S-GRO	21 Jul 2020 07:40
38	37	07202039.d	1.	2006481-018B	SAMP SW_8015S-GRO	21 Jul 2020 08:10
39	38	07202040.d	1.	2006481-019B	SAMP SW_8015S-GRO	21 Jul 2020 08:40
40	39	07202041.d	1.	2006481-020B	SAMP SW_8015S-GRO	21 Jul 2020 09:10
41	40	07202042.d	1.	2006481-021B	SAMP SW_8015S-GRO	21 Jul 2020 09:40
42	41	07202043.d	1.	2006481-022B	SAMP SW_8015S-GRO	21 Jul 2020 10:11
43	42	07202044.d	1.	2006481-023B	SAMP SW_8015S-GRO	21 Jul 2020 10:41
44	43	07202045.d	1.	2006481-024B	SAMP SW_8015S-GRO	21 Jul 2020 11:10
45	44	07202046.d	1.	2006481-025B	SAMP SW_8015S-GRO	21 Jul 2020 11:40
46	45	07202047.d	1.	2006518-001B	SAMP SW_8015S-GRO	21 Jul 2020 12:10
47	46	07202048.d	1.	2006518-002B	SAMP SW_8015S-GRO	21 Jul 2020 12:40
48	47	07202049.d	1.	2006518-003B	SAMP SW_8015S-GRO	21 Jul 2020 13:10
49	48	07202050.d	1.	2006518-004B	SAMP SW_8015S-GRO	21 Jul 2020 13:40
50	49	07202051.d	1.	2006518-005B	SAMP SW_8015S-GRO	21 Jul 2020 14:10
51	50	07202052.d	1.	2006518-006B	SAMP SW_8015S-GRO	21 Jul 2020 14:40
52	52	07202053.d	1.	2006518-006BMS	MS SW_8015S-GRO	21 Jul 2020 15:09
53	53	07202054.d	1.	2006518-006BMSD	MSD SW_8015S-GRO	21 Jul 2020 15:40
54	30	07202055.d	1.	VOA8 CCVE 072120	CCVE SW_8015S-GRO	21 Jul 2020 16:10
55	41	07202056.d	1.	RINSE	DO NOT USE	21 Jul 2020 16:40

**Injection Log**

Line	Vial	FileName	Multiplier	SampleName	Misc Info	Injected
56	42	07202057.d	1.	RINSE	DO NOT USE	21 Jul 2020 17:10
57	43	07202058.d	1.	RINSE	DO NOT USE	21 Jul 2020 17:39
58	44	07202059.d	1.	RINSE	DO NOT USE	21 Jul 2020 18:09

# MeOH Soils

Date	Analyst	Sampe ID	Tare Wgt (g)	Total Wgt (g)	Sample Wgt (g)	MeOH Added (mL)	% Moisture	Correction Factor	Dilution Factor	Final Dilution Factor
07/20/2020	SKM	2006479-005	37.33	47.53	10.2	0.2	7.327	0.07327	50.0	53.7
07/20/2020	SKM	2006479-006	37.62	47.81	10.19	0.2	7.8305	0.078305	50.0	53.9
07/20/2020	SKM	2006479-007	37.43	47.59	10.16	0.2	8.0988	0.080988	50.0	54.0
07/20/2020	SKM	2006481-001	37.73	47.87	10.14	0.1	8.0332	0.080332	50.0	54.0
07/20/2020	SKM	2006481-002	37.47	47.64	10.17	0.2	6.0896	0.060896	50.0	53.0
07/20/2020	SKM	2006481-003	38.11	48.3	10.19	0.2	5.912	0.05912	50.0	53.0
07/20/2020	SKM	2006481-004	37.49	47.65	10.16	0.2	5.1823	0.051823	50.0	52.6
07/20/2020	SKM	2006481-005	37.75	47.91	10.16	0.2	6.2422	0.062422	50.0	53.1
07/20/2020	SKM	2006481-006	37.51	47.69	10.18	0.2	3.8765	0.038765	50.0	51.9
07/20/2020	SKM	2006481-007	37.14	47.31	10.17	0.2	5.0935	0.050935	50.0	52.5
07/20/2020	SKM	2006481-008	37.64	47.78	10.14	0.1	6.3352	0.063352	50.0	53.2
07/20/2020	SKM	2006481-009	37.61	47.77	10.16	0.2	7.4542	0.074542	50.0	53.7
07/20/2020	SKM	2006481-010	37.9	48.04	10.14	0.1	3.819	0.03819	50.0	51.9
07/20/2020	SKM	2006481-011	37.69	47.93	10.24	0.2	4.3503	0.043503	50.0	52.2
07/20/2020	SKM	2006481-012	37.9	48.06	10.16	0.2	8.2661	0.082661	50.0	54.1
07/20/2020	SKM	2006481-013	37.78	47.95	10.17	0.2	6.448	0.06448	50.0	53.2
07/20/2020	SKM	2006481-014	37.82	48.03	10.21	0.2	4.1949	0.041949	50.0	52.1
07/20/2020	SKM	2006481-015	37.72	47.91	10.19	0.2	4.8645	0.048645	50.0	52.4
07/20/2020	SKM	2006481-016	37.69	47.87	10.18	0.2	10.0248	0.100248	50.0	55.0
07/20/2020	SKM	2006481-017	37.4	47.62	10.22	0.2	5.2743	0.052743	50.0	52.6
07/20/2020	SKM	2006481-018	37.57	47.71	10.14	0.1	4.2857	0.042857	50.0	52.1
07/20/2020	SKM	2006481-019	37.79	48.01	10.22	0.2	7.8571	0.078571	50.0	53.9
07/20/2020	SKM	2006481-020	37.16	47.36	10.2	0.2	7.8035	0.078035	50.0	53.9
07/20/2020	SKM	2006481-021	37.84	48.06	10.22	0.2	8.255	0.08255	50.0	54.1
07/20/2020	SKM	2006481-022	37.83	48	10.17	0.2	8.809	0.08809	50.0	54.4
07/20/2020	SKM	2006481-023	37.74	47.88	10.14	0.1	5.5034	0.055034	50.0	52.8
07/20/2020	SKM	2006481-024	37.92	48.09	10.17	0.2	5.9296	0.059296	50.0	53.0
07/20/2020	SKM	2006481-025	37.73	47.88	10.15	0.2	8.2988	0.082988	50.0	54.1
07/20/2020	SKM	2006518-001	38.09	48.24	10.15	0.1	9.2534	0.092534	50.0	54.6
07/20/2020	SKM	2006518-002	37.87	48.06	10.19	0.2	8.1734	0.081734	50.0	54.1
07/20/2020	SKM	2006518-003	37.87	48.03	10.16	0.2	6.0481	0.060481	50.0	53.0
07/20/2020	SKM	2006518-004	38.09	48.31	10.22	0.2	5.784	0.05784	50.0	52.9
07/20/2020	SKM	2006518-005	37.34	47.51	10.17	0.2	3.9118	0.039118	50.0	52.0
07/20/2020	SKM	2006518-006	37.86	48.03	10.17	0.2	4.5977	0.045977	50.0	52.3

## Injection Log

Directory: C:\HPCHEM\1\DATA\072020

Line	Vial	FileName	Multiplier	SampleName	Misc Info	Injected
1	3	07202001.d	1.	cleaning		20 Jul 2020 13:38
2	3	07202002.d	1.	GRO Window 072020		20 Jul 2020 14:12
3	4	07202004.d	1.	cleaning		20 Jul 2020 14:42
4	3	07202005.d	1.	VOA8 CCB 072020	CCB SW_8015S-GRO	20 Jul 2020 15:12
5	31	07202006.d	1.	VOA8 CCV 072020	CCV SW_8015S-GRO	20 Jul 2020 15:42
6	30	07202007.d	1.	VOA8 LCS 072020	LCS SW_8015S-GRO	20 Jul 2020 16:12
7	32	07202008.d	1.	VOA8 RLVS 072020	RLVS SW_8015S-GRO	20 Jul 2020 16:42
8	33	07202009.d	1.	VOA8 MBLK 072020	MBLK SW_8015S-GRO	20 Jul 2020 17:11
9	34	07202010.d	1.	2006479-005B	SAMP SW_8015S-GRO	20 Jul 2020 17:42
10	40	07202011.d	1.	2006479-006B	SAMP SW_8015S-GRO	20 Jul 2020 18:12
11	35	07202012.d	1.	2006479-007B	SAMP SW_8015S-GRO	20 Jul 2020 18:42
12	40	07202013.d	1.	2006481-001B	SAMP SW_8015S-GRO	20 Jul 2020 19:12
13	41	07202014.d	1.	2006481-002B	SAMP SW_8015S-GRO	20 Jul 2020 19:42
14	42	07202015.d	1.	2006481-003B	SAMP SW_8015S-GRO	20 Jul 2020 20:11
15	43	07202016.d	1.	2006481-004B	SAMP SW_8015S-GRO	20 Jul 2020 20:41
16	44	07202017.d	1.	2006481-005B	SAMP SW_8015S-GRO	20 Jul 2020 21:11
17	45	07202018.d	1.	2006481-006B	SAMP SW_8015S-GRO	20 Jul 2020 21:41
18	46	07202019.d	1.	2006481-007B	SAMP SW_8015S-GRO	20 Jul 2020 22:11
19	47	07202020.d	1.	2006481-008B	SAMP SW_8015S-GRO	20 Jul 2020 22:41
20	48	07202021.d	1.	2006481-009B	SAMP SW_8015S-GRO	20 Jul 2020 23:11
21	49	07202022.d	1.	2006481-010B	SAMP SW_8015S-GRO	20 Jul 2020 23:41
22	50	07202023.d	1.	2006481-011B	SAMP SW_8015S-GRO	21 Jul 2020 00:10
23	51	07202024.d	1.	2006481-012B	SAMP SW_8015S-GRO	21 Jul 2020 00:40
24	52	07202025.d	1.	2006481-013B	SAMP SW_8015S-GRO	21 Jul 2020 01:11
25	53	07202026.d	1.	2006481-014B	SAMP SW_8015S-GRO	21 Jul 2020 01:40
26	52	07202027.d	1.	2006481-014BMS	MS SW_8015S-GRO	21 Jul 2020 02:10
27	53	07202028.d	1.	2006481-014BMSD	MSD SW_8015S-GRO	21 Jul 2020 02:40
28	30	07202029.d	1.	VOA8 CCVE 072020	CCVE SW_8015S-GRO	21 Jul 2020 03:10
29	40	07202030.d	1.	RINSE	DO NOT USE	21 Jul 2020 03:40
30	3	07202031.d	1.	VOA8 CCB 072120	CCB SW_8015S-GRO	21 Jul 2020 04:10
31	30	07202032.d	1.	VOA8 CCV 072120	CCV SW_8015S-GRO	21 Jul 2020 04:40
32	30	07202033.d	1.	VOA8 LCS 072120	LCS SW_8015S-GRO	21 Jul 2020 05:10
33	32	07202034.d	1.	VOA8 RLVS 072120	RLVS SW_8015S-GRO	21 Jul 2020 05:40
34	33	07202035.d	1.	VOA8 MBLK 072120	MBLK SW_8015S-GRO	21 Jul 2020 06:10
35	34	07202036.d	1.	2006481-015B	SAMP SW_8015S-GRO	21 Jul 2020 06:40
36	35	07202037.d	1.	2006481-016B	SAMP SW_8015S-GRO	21 Jul 2020 07:10
37	36	07202038.d	1.	2006481-017B	SAMP SW_8015S-GRO	21 Jul 2020 07:40
38	37	07202039.d	1.	2006481-018B	SAMP SW_8015S-GRO	21 Jul 2020 08:10
39	38	07202040.d	1.	2006481-019B	SAMP SW_8015S-GRO	21 Jul 2020 08:40
40	39	07202041.d	1.	2006481-020B	SAMP SW_8015S-GRO	21 Jul 2020 09:10
41	40	07202042.d	1.	2006481-021B	SAMP SW_8015S-GRO	21 Jul 2020 09:40
42	41	07202043.d	1.	2006481-022B	SAMP SW_8015S-GRO	21 Jul 2020 10:11
43	42	07202044.d	1.	2006481-023B	SAMP SW_8015S-GRO	21 Jul 2020 10:41
44	43	07202045.d	1.	2006481-024B	SAMP SW_8015S-GRO	21 Jul 2020 11:10
45	44	07202046.d	1.	2006481-025B	SAMP SW_8015S-GRO	21 Jul 2020 11:40
46	45	07202047.d	1.	2006518-001B	SAMP SW_8015S-GRO	21 Jul 2020 12:10
47	46	07202048.d	1.	2006518-002B	SAMP SW_8015S-GRO	21 Jul 2020 12:40
48	47	07202049.d	1.	2006518-003B	SAMP SW_8015S-GRO	21 Jul 2020 13:10
49	48	07202050.d	1.	2006518-004B	SAMP SW_8015S-GRO	21 Jul 2020 13:40
50	49	07202051.d	1.	2006518-005B	SAMP SW_8015S-GRO	21 Jul 2020 14:10
51	50	07202052.d	1.	2006518-006B	SAMP SW_8015S-GRO	21 Jul 2020 14:40
52	52	07202053.d	1.	2006518-006BMS	MS SW_8015S-GRO	21 Jul 2020 15:09
53	53	07202054.d	1.	2006518-006BMSD	MSD SW_8015S-GRO	21 Jul 2020 15:40
54	30	07202055.d	1.	VOA8 CCVE 072120	CCVE SW_8015S-GRO	21 Jul 2020 16:10
55	41	07202056.d	1.	RINSE	DO NOT USE	21 Jul 2020 16:40

**Injection Log**

Line	Vial	FileName	Multiplier	SampleName	Misc Info	Injected
56	42	07202057.d	1.	RINSE	DO NOT USE	21 Jul 2020 17:10
57	43	07202058.d	1.	RINSE	DO NOT USE	21 Jul 2020 17:39
58	44	07202059.d	1.	RINSE	DO NOT USE	21 Jul 2020 18:09

# MeOH Soils

Date	Analyst	Sampe ID	Tare Wgt (g)	Total Wgt (g)	Sample Wgt (g)	MeOH Added (mL)	% Moisture	Correction Factor	Dilution Factor	Final Dilution Factor
07/20/2020	SKM	2006479-005	37.33	47.53	10.2	0.2	7.327	0.07327	50.0	53.7
07/20/2020	SKM	2006479-006	37.62	47.81	10.19	0.2	7.8305	0.078305	50.0	53.9
07/20/2020	SKM	2006479-007	37.43	47.59	10.16	0.2	8.0988	0.080988	50.0	54.0
07/20/2020	SKM	2006481-001	37.73	47.87	10.14	0.1	8.0332	0.080332	50.0	54.0
07/20/2020	SKM	2006481-002	37.47	47.64	10.17	0.2	6.0896	0.060896	50.0	53.0
07/20/2020	SKM	2006481-003	38.11	48.3	10.19	0.2	5.912	0.05912	50.0	53.0
07/20/2020	SKM	2006481-004	37.49	47.65	10.16	0.2	5.1823	0.051823	50.0	52.6
07/20/2020	SKM	2006481-005	37.75	47.91	10.16	0.2	6.2422	0.062422	50.0	53.1
07/20/2020	SKM	2006481-006	37.51	47.69	10.18	0.2	3.8765	0.038765	50.0	51.9
07/20/2020	SKM	2006481-007	37.14	47.31	10.17	0.2	5.0935	0.050935	50.0	52.5
07/20/2020	SKM	2006481-008	37.64	47.78	10.14	0.1	6.3352	0.063352	50.0	53.2
07/20/2020	SKM	2006481-009	37.61	47.77	10.16	0.2	7.4542	0.074542	50.0	53.7
07/20/2020	SKM	2006481-010	37.9	48.04	10.14	0.1	3.819	0.03819	50.0	51.9
07/20/2020	SKM	2006481-011	37.69	47.93	10.24	0.2	4.3503	0.043503	50.0	52.2
07/20/2020	SKM	2006481-012	37.9	48.06	10.16	0.2	8.2661	0.082661	50.0	54.1
07/20/2020	SKM	2006481-013	37.78	47.95	10.17	0.2	6.448	0.06448	50.0	53.2
07/20/2020	SKM	2006481-014	37.82	48.03	10.21	0.2	4.1949	0.041949	50.0	52.1
07/20/2020	SKM	2006481-015	37.72	47.91	10.19	0.2	4.8645	0.048645	50.0	52.4
07/20/2020	SKM	2006481-016	37.69	47.87	10.18	0.2	10.0248	0.100248	50.0	55.0
07/20/2020	SKM	2006481-017	37.4	47.62	10.22	0.2	5.2743	0.052743	50.0	52.6
07/20/2020	SKM	2006481-018	37.57	47.71	10.14	0.1	4.2857	0.042857	50.0	52.1
07/20/2020	SKM	2006481-019	37.79	48.01	10.22	0.2	7.8571	0.078571	50.0	53.9
07/20/2020	SKM	2006481-020	37.16	47.36	10.2	0.2	7.8035	0.078035	50.0	53.9
07/20/2020	SKM	2006481-021	37.84	48.06	10.22	0.2	8.255	0.08255	50.0	54.1
07/20/2020	SKM	2006481-022	37.83	48	10.17	0.2	8.809	0.08809	50.0	54.4
07/20/2020	SKM	2006481-023	37.74	47.88	10.14	0.1	5.5034	0.055034	50.0	52.8
07/20/2020	SKM	2006481-024	37.92	48.09	10.17	0.2	5.9296	0.059296	50.0	53.0
07/20/2020	SKM	2006481-025	37.73	47.88	10.15	0.2	8.2988	0.082988	50.0	54.1
07/20/2020	SKM	2006518-001	38.09	48.24	10.15	0.1	9.2534	0.092534	50.0	54.6
07/20/2020	SKM	2006518-002	37.87	48.06	10.19	0.2	8.1734	0.081734	50.0	54.1
07/20/2020	SKM	2006518-003	37.87	48.03	10.16	0.2	6.0481	0.060481	50.0	53.0
07/20/2020	SKM	2006518-004	38.09	48.31	10.22	0.2	5.784	0.05784	50.0	52.9
07/20/2020	SKM	2006518-005	37.34	47.51	10.17	0.2	3.9118	0.039118	50.0	52.0
07/20/2020	SKM	2006518-006	37.86	48.03	10.17	0.2	4.5977	0.045977	50.0	52.3



Data File : C:\HPCHEM\1\DATA\072020\07202031.D Vial: 3  
Acq On : 21 Jul 2020 4:10 am Operator: S MCQUINN  
Sample : VOA8 CCB 072120 Inst : voa8  
Misc : CCB SW\_8015S-GRO Multiplr: 1.00  
IntFile : GRO.E  
Quant Time: Aug 12 11:32 2020 Quant Results File: 051420S.RES

Quant Method : C:\HPCHEM\1...\051420S.M (Chemstation Integrator)  
Title : GC-PT c6-10 SOIL  
Last Update : Thu Jun 11 15:37:38 2020  
Response via : Initial Calibration  
DataAcq Meth : 120919S.M

Volume Inj. :  
Signal Phase :  
Signal Info :

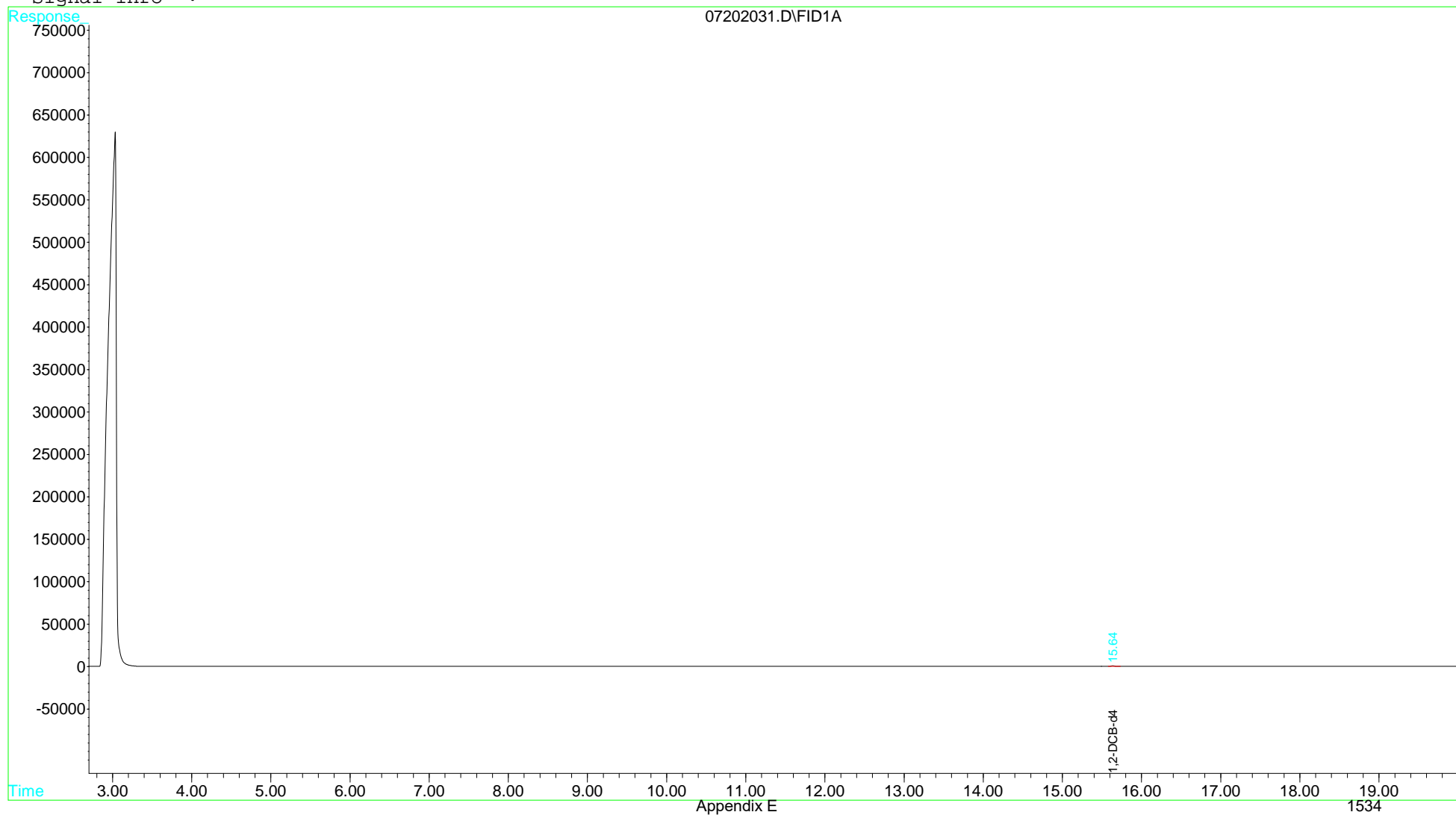
Compound	R.T.	Response	Conc Units
-----			
System Monitoring Compounds			
2) S 1,2-DCB-d4 (Surrogate)	15.64	21414	45.587 ug/KG
Target Compounds			
1) H GRO C6-C10	8.46	740	<MDL ug/KG

Data File : C:\HPCHEM\1\DATA\072020\07202031.D  
Acq On : 21 Jul 2020 4:10 am  
Sample : VOA8 CCB 072120  
Misc : CCB SW\_8015S-GRO  
IntFile : GRO.E  
Quant Time: Aug 12 11:32 2020 Quant Results File: 051420S.RES

Vial: 3  
Operator: S MCQUINN  
Inst : voa8  
Multiplr: 1.00

Quant Method : C:\HPCHEM\1...\051420S.M (Chemstation Integrator)  
Title : GC-PT c6-10 SOIL  
Last Update : Thu Jun 11 15:37:38 2020  
Response via : Multiple Level Calibration  
DataAcq Meth : 120919S.M

Volume Inj. :  
Signal Phase :  
Signal Info :



Data File : C:\HPCHEM\1\DATA\072020\07202032.D Vial: 30  
Acq On : 21 Jul 2020 4:40 am Operator: S MCQUINN  
Sample : VOA8 CCV 072120 Inst : voa8  
Misc : CCV SW\_8015S-GRO Multiplr: 1.00  
IntFile : GRO.E

Method : C:\HPCHEM\1\METHODS\2019\051420S.M (Chemstation Integrator)  
Title : GC-PT c6-10 SOIL  
Last Update : Thu Jun 11 15:37:38 2020  
Response via : Multiple Level Calibration

Min. RRF : 0.000 Min. Rel. Area : 50% Max. R.T. Dev 0.50min  
Max. RRF Dev : 15% Max. Rel. Area : 150%

	Compound	Amount	Calc.	%Dev	Area%	Dev(min)
1 H	GRO C6-C10	2000.000	2147.386	-7.4	108	0.00
2 S	1,2-DCB-d4 (Surrogate)	50.000	48.621	2.8	99	0.00

Data File : C:\HPCHEM\1\DATA\072020\07202032.D Vial: 30  
Acq On : 21 Jul 2020 4:40 am Operator: S MCQUINN  
Sample : VOA8 CCV 072120 Inst : voa8  
Misc : CCV SW\_8015S-GRO Multiplr: 1.00  
IntFile : GRO.E

Method : C:\HPCHEM\1\METHODS\2019\051420S.M (Chemstation Integrator)  
Title : GC-PT c6-10 SOIL  
Last Update : Thu Jun 11 15:37:38 2020  
Response via : Multiple Level Calibration

Min. RRF : 0.000 Min. Rel. Area : 50% Max. R.T. Dev 0.50min  
Max. RRF Dev : 15% Max. Rel. Area : 150%

Compound	Amount	Calc.	%Dev	Area%	Dev(min)
----------	--------	-------	------	-------	----------

Data File : C:\HPCHEM\1\DATA\072020\07202032.D Vial: 30  
Acq On : 21 Jul 2020 4:40 am Operator: S MCQUINN  
Sample : VOA8 CCV 072120 Inst : voa8  
Misc : CCV SW\_8015S-GRO Multiplr: 1.00  
IntFile : GRO.E  
Quant Time: Aug 12 11:32 2020 Quant Results File: 051420S.RES

Quant Method : C:\HPCHEM\1...\051420S.M (Chemstation Integrator)  
Title : GC-PT c6-10 SOIL  
Last Update : Thu Jun 11 15:37:38 2020  
Response via : Initial Calibration  
DataAcq Meth : 120919S.M

Volume Inj. :  
Signal Phase :  
Signal Info :

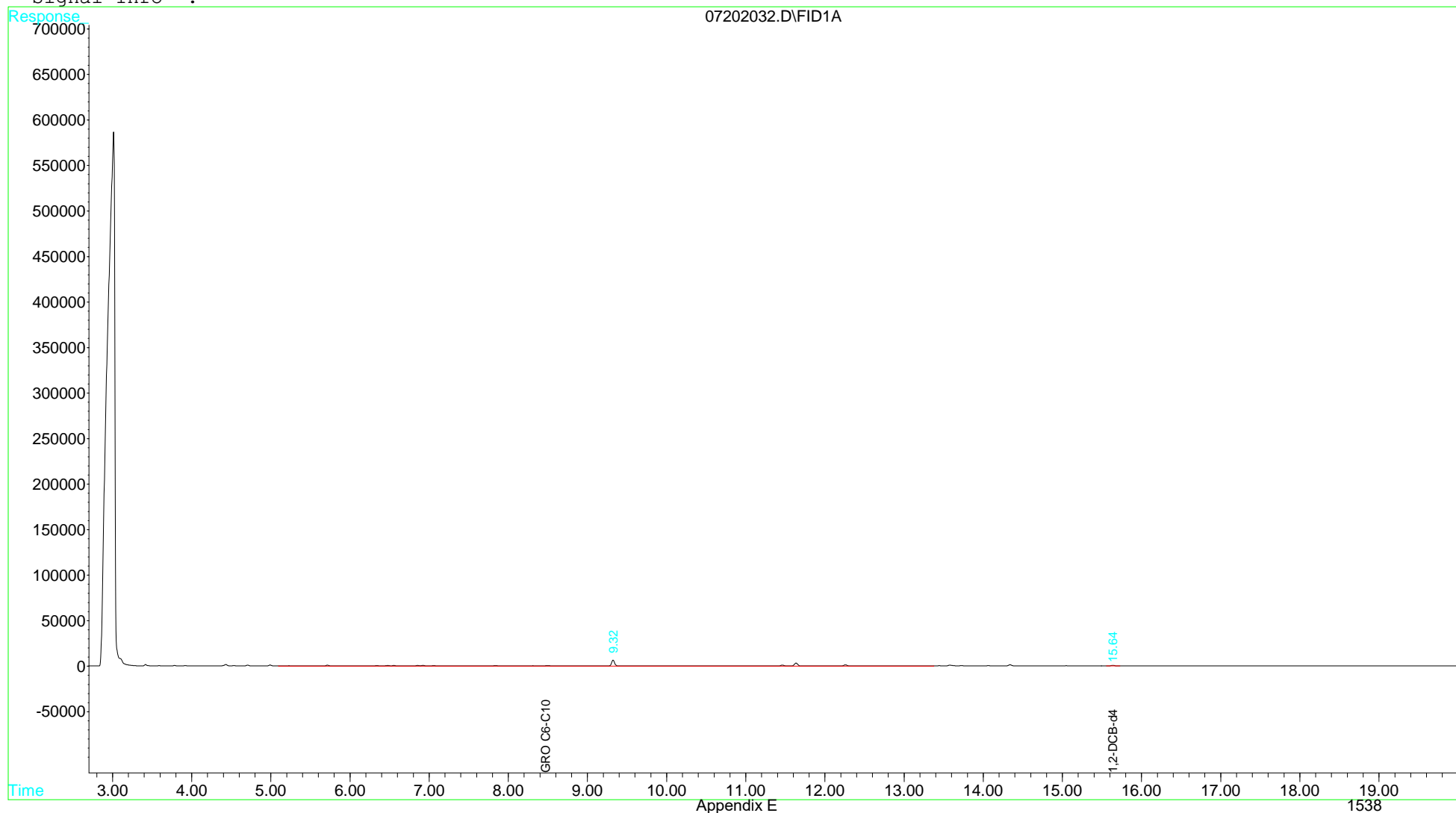
Compound	R.T.	Response	Conc Units
-----			
System Monitoring Compounds			
2) S 1,2-DCB-d4 (Surrogate)	15.64	22839	48.621 ug/KG
Target Compounds			
1) H GRO C6-C10	8.46	828911	2147.386 ug/KG

Data File : C:\HPCHEM\1\DATA\072020\07202032.D  
Acq On : 21 Jul 2020 4:40 am  
Sample : VOA8 CCV 072120  
Misc : CCV SW\_8015S-GRO  
IntFile : GRO.E  
Quant Time: Aug 12 11:32 2020 Quant Results File: 051420S.RES

Vial: 30  
Operator: S MCQUINN  
Inst : voa8  
Multiplr: 1.00

Quant Method : C:\HPCHEM\1...\051420S.M (Chemstation Integrator)  
Title : GC-PT c6-10 SOIL  
Last Update : Thu Jun 11 15:37:38 2020  
Response via : Multiple Level Calibration  
DataAcq Meth : 120919S.M

Volume Inj. :  
Signal Phase :  
Signal Info :



Data File : C:\HPCHEM\1\DATA\072020\07202033.D Vial: 30  
Acq On : 21 Jul 2020 5:10 am Operator: S MCQUINN  
Sample : VOA8 LCS 072120 Inst : voa8  
Misc : LCS SW\_8015S-GRO Multiplr: 1.00  
IntFile : GRO.E  
Quant Time: Aug 12 11:33 2020 Quant Results File: 051420S.RES

Quant Method : C:\HPCHEM\1...\051420S.M (Chemstation Integrator)  
Title : GC-PT c6-10 SOIL  
Last Update : Thu Jun 11 15:37:38 2020  
Response via : Initial Calibration  
DataAcq Meth : 120919S.M

Volume Inj. :  
Signal Phase :  
Signal Info :

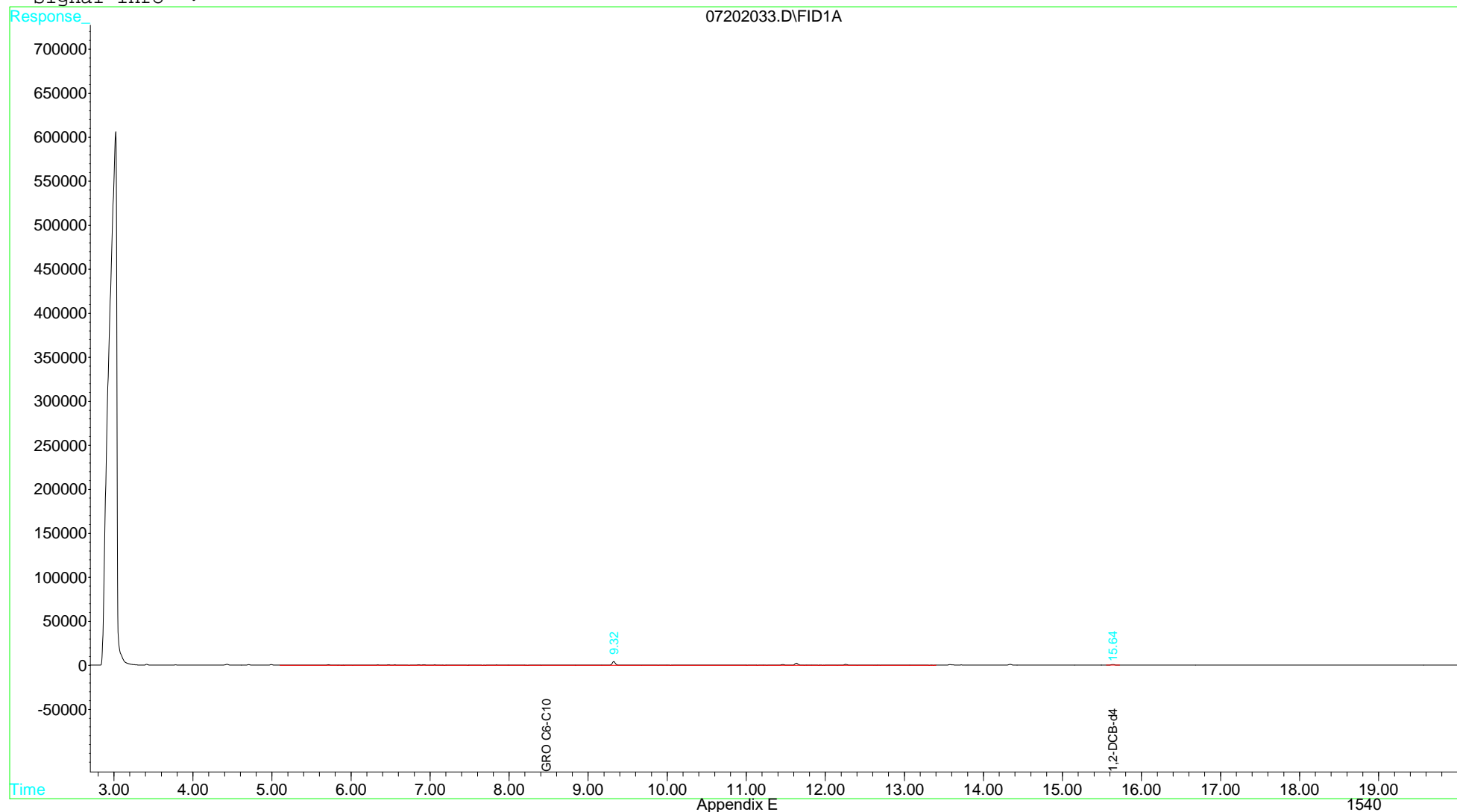
Compound	R.T.	Response	Conc Units
-----			
System Monitoring Compounds			
2) S 1,2-DCB-d4 (Surrogate)	15.64	23441	49.902 ug/KG
Target Compounds			
1) H GRO C6-C10	8.46	391760	1014.898 ug/KG

Data File : C:\HPCHEM\1\DATA\072020\07202033.D  
Acq On : 21 Jul 2020 5:10 am  
Sample : VOA8 LCS 072120  
Misc : LCS SW\_8015S-GRO  
IntFile : GRO.E  
Quant Time: Aug 12 11:33 2020 Quant Results File: 051420S.RES

Vial: 30  
Operator: S MCQUINN  
Inst : voa8  
Multiplr: 1.00

Quant Method : C:\HPCHEM\1...\051420S.M (Chemstation Integrator)  
Title : GC-PT c6-10 SOIL  
Last Update : Thu Jun 11 15:37:38 2020  
Response via : Multiple Level Calibration  
DataAcq Meth : 120919S.M

Volume Inj. :  
Signal Phase :  
Signal Info :





Data File : C:\HPCHEM\1\DATA\072020\07202034.D Vial: 32  
Acq On : 21 Jul 2020 5:40 am Operator: S MCQUINN  
Sample : VOA8 RLVS 072120 Inst : voa8  
Misc : RLVS SW\_8015S-GRO Multiplr: 1.00  
IntFile : GRO.E  
Quant Time: Aug 12 11:33 2020 Quant Results File: 051420S.RES

Quant Method : C:\HPCHEM\1...\051420S.M (Chemstation Integrator)  
Title : GC-PT c6-10 SOIL  
Last Update : Thu Jun 11 15:37:38 2020  
Response via : Initial Calibration  
DataAcq Meth : 120919S.M

Volume Inj. :  
Signal Phase :  
Signal Info :

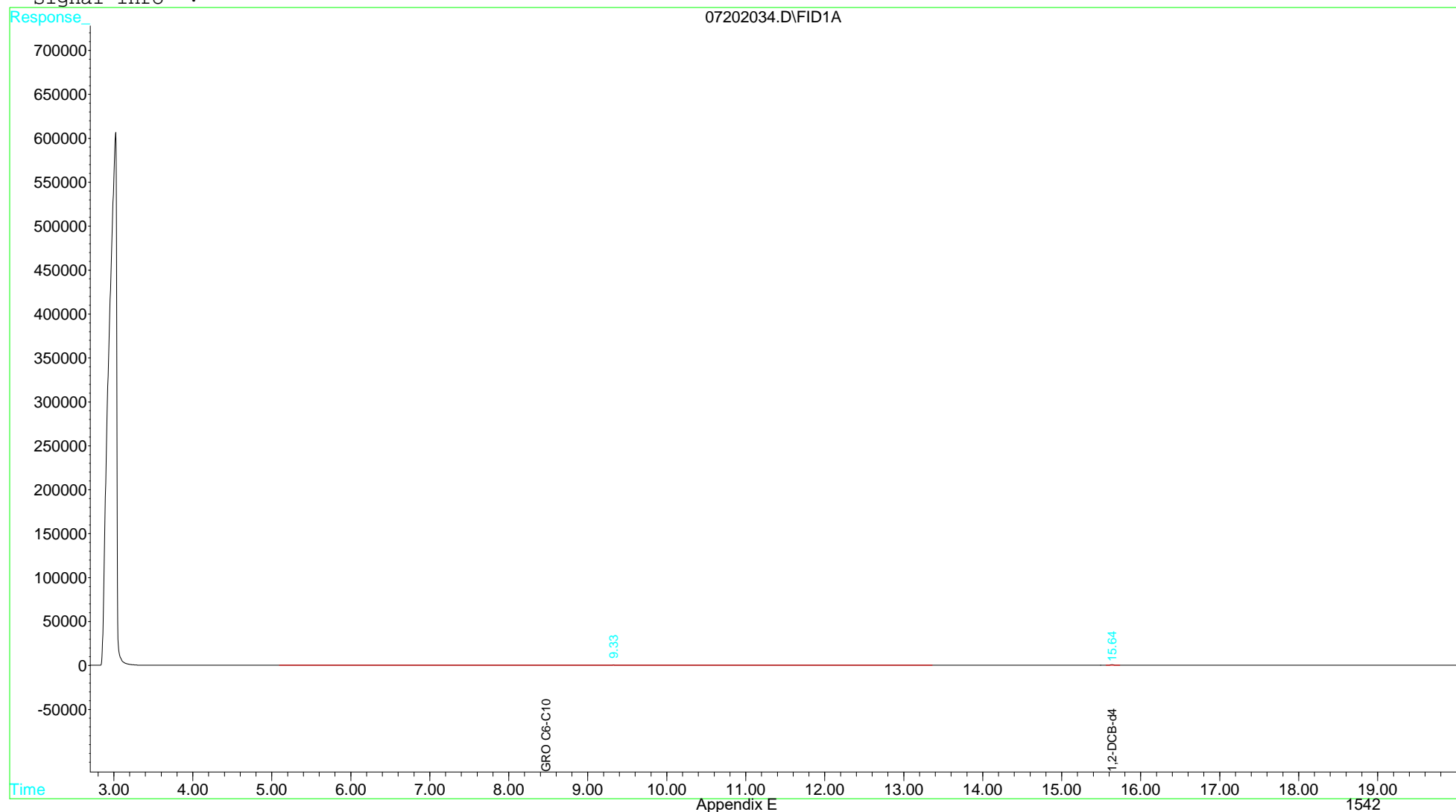
Compound	R.T.	Response	Conc Units
-----			
System Monitoring Compounds			
2) S 1,2-DCB-d4 (Surrogate)	15.64	21739	46.279 ug/KG
Target Compounds			
1) H GRO C6-C10	8.46	38733	100.343 ug/KG

Data File : C:\HPCHEM\1\DATA\072020\07202034.D  
Acq On : 21 Jul 2020 5:40 am  
Sample : VOA8 RLVS 072120  
Misc : RLVS SW\_8015S-GRO  
IntFile : GRO.E  
Quant Time: Aug 12 11:33 2020 Quant Results File: 051420S.RES

Vial: 32  
Operator: S MCQUINN  
Inst : voa8  
Multiplr: 1.00

Quant Method : C:\HPCHEM\1...\051420S.M (Chemstation Integrator)  
Title : GC-PT c6-10 SOIL  
Last Update : Thu Jun 11 15:37:38 2020  
Response via : Multiple Level Calibration  
DataAcq Meth : 120919S.M

Volume Inj. :  
Signal Phase :  
Signal Info :



Data File : C:\HPCHEM\1\DATA\072020\07202035.D Vial: 33  
Acq On : 21 Jul 2020 6:10 am Operator: S MCQUINN  
Sample : VOA8 MBLK 072120 Inst : voa8  
Misc : MBLK SW\_8015S-GRO Multiplr: 1.00  
IntFile : GRO.E  
Quant Time: Aug 12 11:33 2020 Quant Results File: 051420S.RES

Quant Method : C:\HPCHEM\1...\051420S.M (Chemstation Integrator)  
Title : GC-PT c6-10 SOIL  
Last Update : Thu Jun 11 15:37:38 2020  
Response via : Initial Calibration  
DataAcq Meth : 120919S.M

Volume Inj. :  
Signal Phase :  
Signal Info :

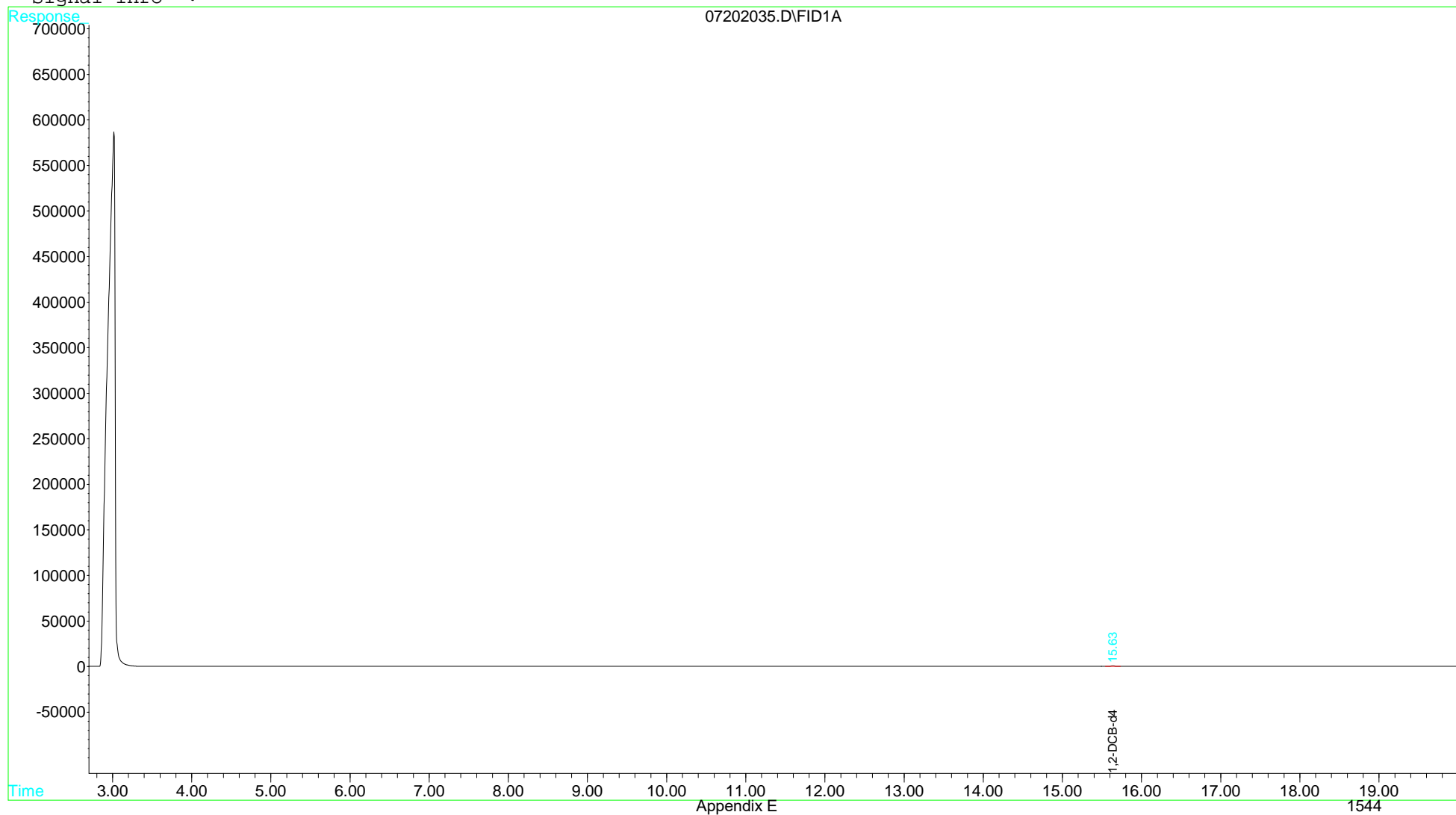
Compound	R.T.	Response	Conc Units
-----			
System Monitoring Compounds			
2) S 1,2-DCB-d4 (Surrogate)	15.64	23215	49.421 ug/KG
Target Compounds			
1) H GRO C6-C10	8.46	628	<MDL ug/KG

Data File : C:\HPCHEM\1\DATA\072020\07202035.D  
Acq On : 21 Jul 2020 6:10 am  
Sample : VOA8 MBLK 072120  
Misc : MBLK SW\_8015S-GRO  
IntFile : GRO.E  
Quant Time: Aug 12 11:33 2020 Quant Results File: 051420S.RES

Vial: 33  
Operator: S MCQUINN  
Inst : voa8  
Multiplr: 1.00

Quant Method : C:\HPCHEM\1...\051420S.M (Chemstation Integrator)  
Title : GC-PT c6-10 SOIL  
Last Update : Thu Jun 11 15:37:38 2020  
Response via : Multiple Level Calibration  
DataAcq Meth : 120919S.M

Volume Inj. :  
Signal Phase :  
Signal Info :



Data File : C:\HPCHEM\1\DATA\072020\07202036.D Vial: 34  
Acq On : 21 Jul 2020 6:40 am Operator: S MCQUINN  
Sample : 2006481-015B Inst : voa8  
Misc : SAMP SW\_8015S-GRO Multiplr: 1.00  
IntFile : GRO.E  
Quant Time: Aug 12 11:34 2020 Quant Results File: 051420S.RES

Quant Method : C:\HPCHEM\1...\051420S.M (Chemstation Integrator)  
Title : GC-PT c6-10 SOIL  
Last Update : Thu Jun 11 15:37:38 2020  
Response via : Initial Calibration  
DataAcq Meth : 120919S.M

Volume Inj. :  
Signal Phase :  
Signal Info :

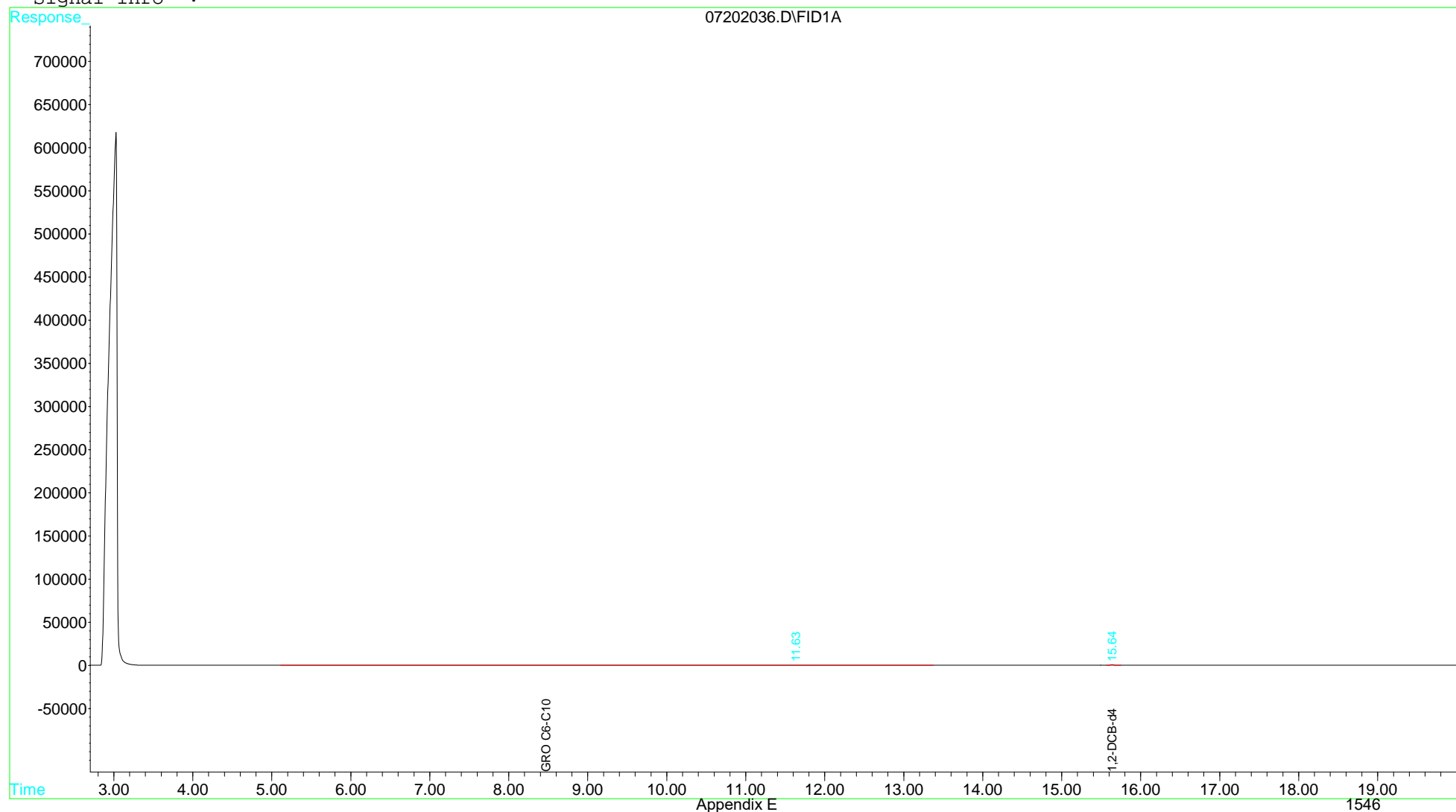
Compound	R.T.	Response	Conc Units
-----			
System Monitoring Compounds			
2) S 1,2-DCB-d4 (Surrogate)	15.64	20841	44.368 ug/KG
Target Compounds			
1) H GRO C6-C10	8.46	1113	2.882 ug/KG

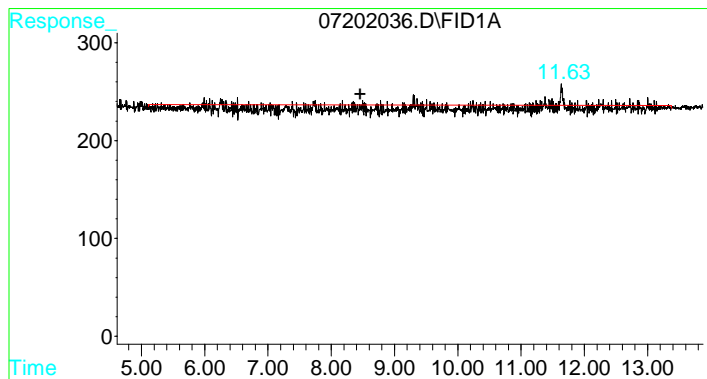
Data File : C:\HPCHEM\1\DATA\072020\07202036.D  
Acq On : 21 Jul 2020 6:40 am  
Sample : 2006481-015B  
Misc : SAMP SW\_8015S-GRO  
IntFile : GRO.E  
Quant Time: Aug 12 11:34 2020 Quant Results File: 051420S.RES

Vial: 34  
Operator: S MCQUINN  
Inst : voa8  
Multiplr: 1.00

Quant Method : C:\HPCHEM\1...\051420S.M (Chemstation Integrator)  
Title : GC-PT c6-10 SOIL  
Last Update : Thu Jun 11 15:37:38 2020  
Response via : Multiple Level Calibration  
DataAcq Meth : 120919S.M

Volume Inj. :  
Signal Phase :  
Signal Info :





#1 GRO C6-C10

R.T.: 8.460 min  
Delta R.T.: 0.000 min  
Response: 1113  
Conc: 2.88 ug/KG m

Data File : C:\HPCHEM\1\DATA\072020\07202037.D Vial: 35  
Acq On : 21 Jul 2020 7:10 am Operator: S MCQUINN  
Sample : 2006481-016B Inst : voa8  
Misc : SAMP SW\_8015S-GRO Multiplr: 1.00  
IntFile : GRO.E  
Quant Time: Aug 12 11:34 2020 Quant Results File: 051420S.RES

Quant Method : C:\HPCHEM\1...\051420S.M (Chemstation Integrator)  
Title : GC-PT c6-10 SOIL  
Last Update : Thu Jun 11 15:37:38 2020  
Response via : Initial Calibration  
DataAcq Meth : 120919S.M

Volume Inj. :  
Signal Phase :  
Signal Info :

Compound	R.T.	Response	Conc Units
-----			
System Monitoring Compounds			
2) S 1,2-DCB-d4 (Surrogate)	15.64	22758	48.448 ug/KG
Target Compounds			
1) H GRO C6-C10	8.46	769	<MDL ug/KG

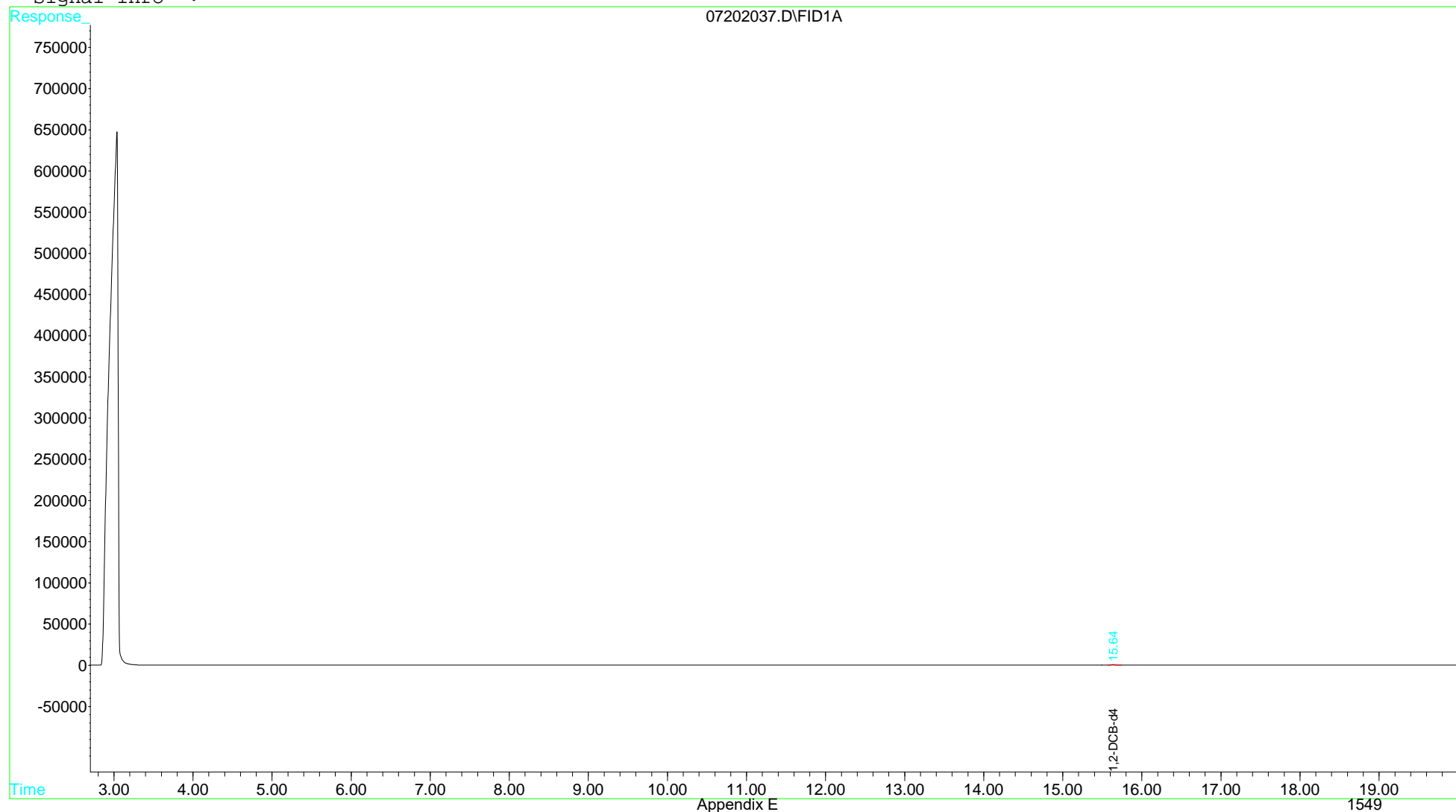


Data File : C:\HPCHEM\1\DATA\072020\07202037.D  
Acq On : 21 Jul 2020 7:10 am  
Sample : 2006481-016B  
Misc : SAMP SW\_8015S-GRO  
IntFile : GRO.E  
Quant Time: Aug 12 11:34 2020 Quant Results File: 051420S.RES

Vial: 35  
Operator: S MCQUINN  
Inst : voa8  
Multiplr: 1.00

Quant Method : C:\HPCHEM\1...\051420S.M (Chemstation Integrator)  
Title : GC-PT c6-10 SOIL  
Last Update : Thu Jun 11 15:37:38 2020  
Response via : Multiple Level Calibration  
DataAcq Meth : 120919S.M

Volume Inj. :  
Signal Phase :  
Signal Info :



Data File : C:\HPCHEM\1\DATA\072020\07202038.D Vial: 36  
Acq On : 21 Jul 2020 7:40 am Operator: S MCQUINN  
Sample : 2006481-017B Inst : voa8  
Misc : SAMP SW\_8015S-GRO Multiplr: 1.00  
IntFile : GRO.E  
Quant Time: Aug 12 11:34 2020 Quant Results File: 051420S.RES

Quant Method : C:\HPCHEM\1...\051420S.M (Chemstation Integrator)  
Title : GC-PT c6-10 SOIL  
Last Update : Thu Jun 11 15:37:38 2020  
Response via : Initial Calibration  
DataAcq Meth : 120919S.M

Volume Inj. :  
Signal Phase :  
Signal Info :

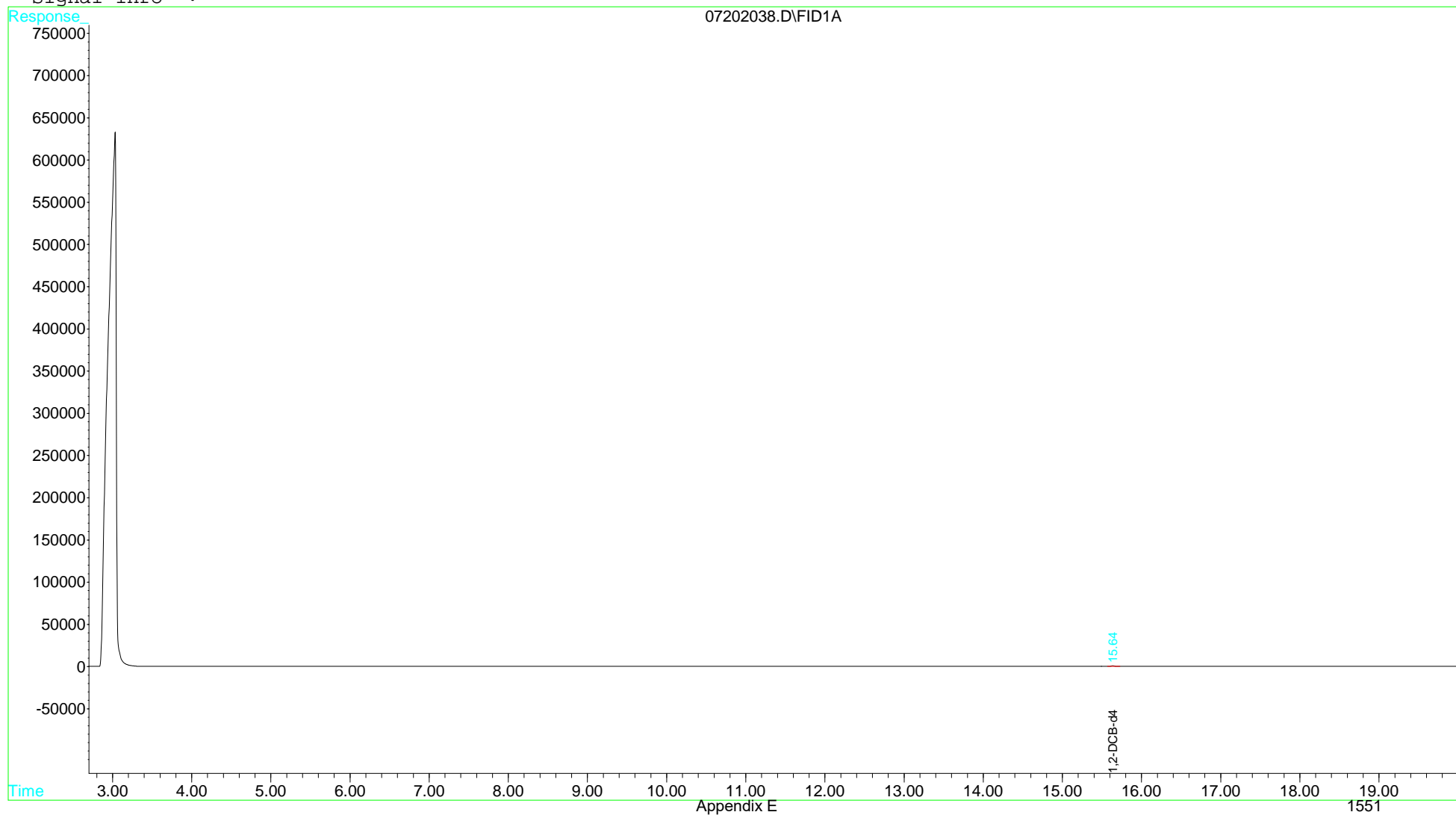
Compound	R.T.	Response	Conc Units
-----			
System Monitoring Compounds			
2) S 1,2-DCB-d4 (Surrogate)	15.64	21076	44.868 ug/KG
Target Compounds			
1) H GRO C6-C10	8.46	450	<MDL ug/KG

Data File : C:\HPCHEM\1\DATA\072020\07202038.D  
Acq On : 21 Jul 2020 7:40 am  
Sample : 2006481-017B  
Misc : SAMP SW\_8015S-GRO  
IntFile : GRO.E  
Quant Time: Aug 12 11:34 2020 Quant Results File: 051420S.RES

Vial: 36  
Operator: S MCQUINN  
Inst : voa8  
Multiplr: 1.00

Quant Method : C:\HPCHEM\1...\051420S.M (Chemstation Integrator)  
Title : GC-PT c6-10 SOIL  
Last Update : Thu Jun 11 15:37:38 2020  
Response via : Multiple Level Calibration  
DataAcq Meth : 120919S.M

Volume Inj. :  
Signal Phase :  
Signal Info :



Data File : C:\HPCHEM\1\DATA\072020\07202039.D Vial: 37  
Acq On : 21 Jul 2020 8:10 am Operator: S MCQUINN  
Sample : 2006481-018B Inst : voa8  
Misc : SAMP SW\_8015S-GRO Multiplr: 1.00  
IntFile : GRO.E  
Quant Time: Aug 12 11:35 2020 Quant Results File: 051420S.RES

Quant Method : C:\HPCHEM\1...\051420S.M (Chemstation Integrator)  
Title : GC-PT c6-10 SOIL  
Last Update : Thu Jun 11 15:37:38 2020  
Response via : Initial Calibration  
DataAcq Meth : 120919S.M

Volume Inj. :  
Signal Phase :  
Signal Info :

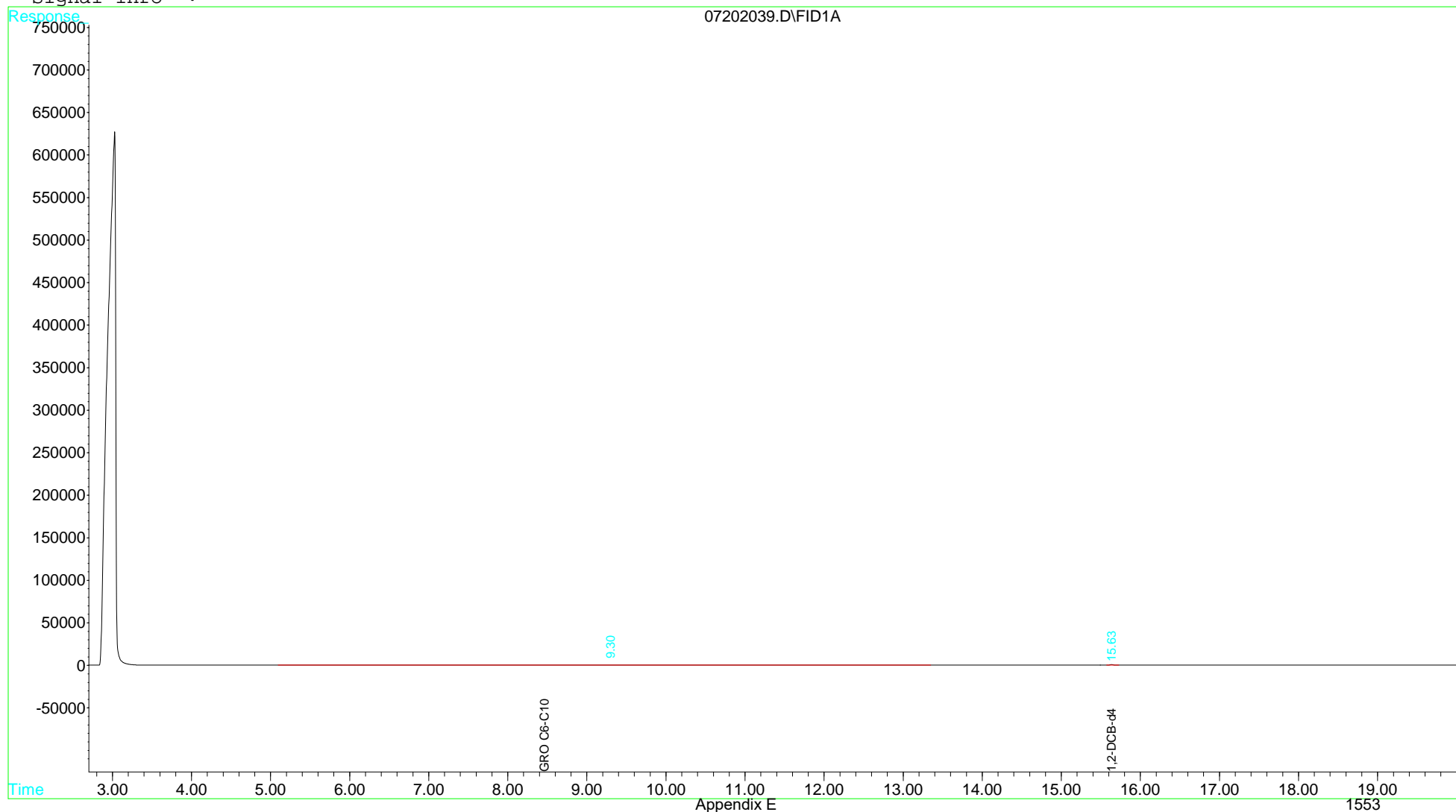
Compound	R.T.	Response	Conc Units
-----			
System Monitoring Compounds			
2) S 1,2-DCB-d4 (Surrogate)	15.64	20666	43.995 ug/KG
Target Compounds			
1) H GRO C6-C10	8.46	3150	8.160 ug/KG

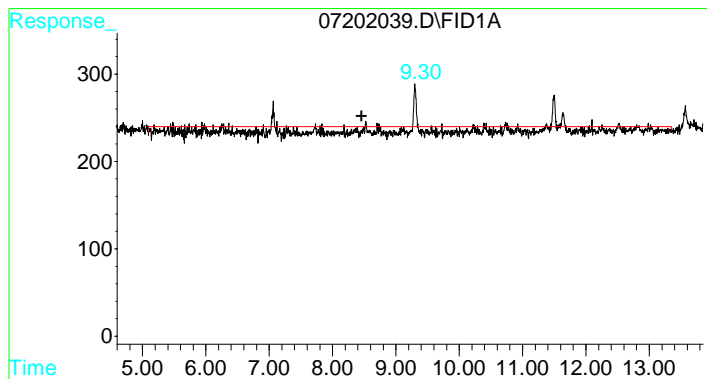
Data File : C:\HPCHEM\1\DATA\072020\07202039.D  
Acq On : 21 Jul 2020 8:10 am  
Sample : 2006481-018B  
Misc : SAMP SW\_8015S-GRO  
IntFile : GRO.E  
Quant Time: Aug 12 11:35 2020 Quant Results File: 051420S.RES

Vial: 37  
Operator: S MCQUINN  
Inst : voa8  
Multiplr: 1.00

Quant Method : C:\HPCHEM\1...\051420S.M (Chemstation Integrator)  
Title : GC-PT c6-10 SOIL  
Last Update : Thu Jun 11 15:37:38 2020  
Response via : Multiple Level Calibration  
DataAcq Meth : 120919S.M

Volume Inj. :  
Signal Phase :  
Signal Info :





#1 GRO C6-C10

R.T.: 8.460 min  
Delta R.T.: 0.000 min  
Response: 3150  
Conc: 8.16 ug/KG m

Data File : C:\HPCHEM\1\DATA\072020\07202040.D Vial: 38  
Acq On : 21 Jul 2020 8:40 am Operator: S MCQUINN  
Sample : 2006481-019B Inst : voa8  
Misc : SAMP SW\_8015S-GRO Multiplr: 1.00  
IntFile : GRO.E  
Quant Time: Aug 12 11:35 2020 Quant Results File: 051420S.RES

Quant Method : C:\HPCHEM\1...\051420S.M (Chemstation Integrator)  
Title : GC-PT c6-10 SOIL  
Last Update : Thu Jun 11 15:37:38 2020  
Response via : Initial Calibration  
DataAcq Meth : 120919S.M

Volume Inj. :  
Signal Phase :  
Signal Info :

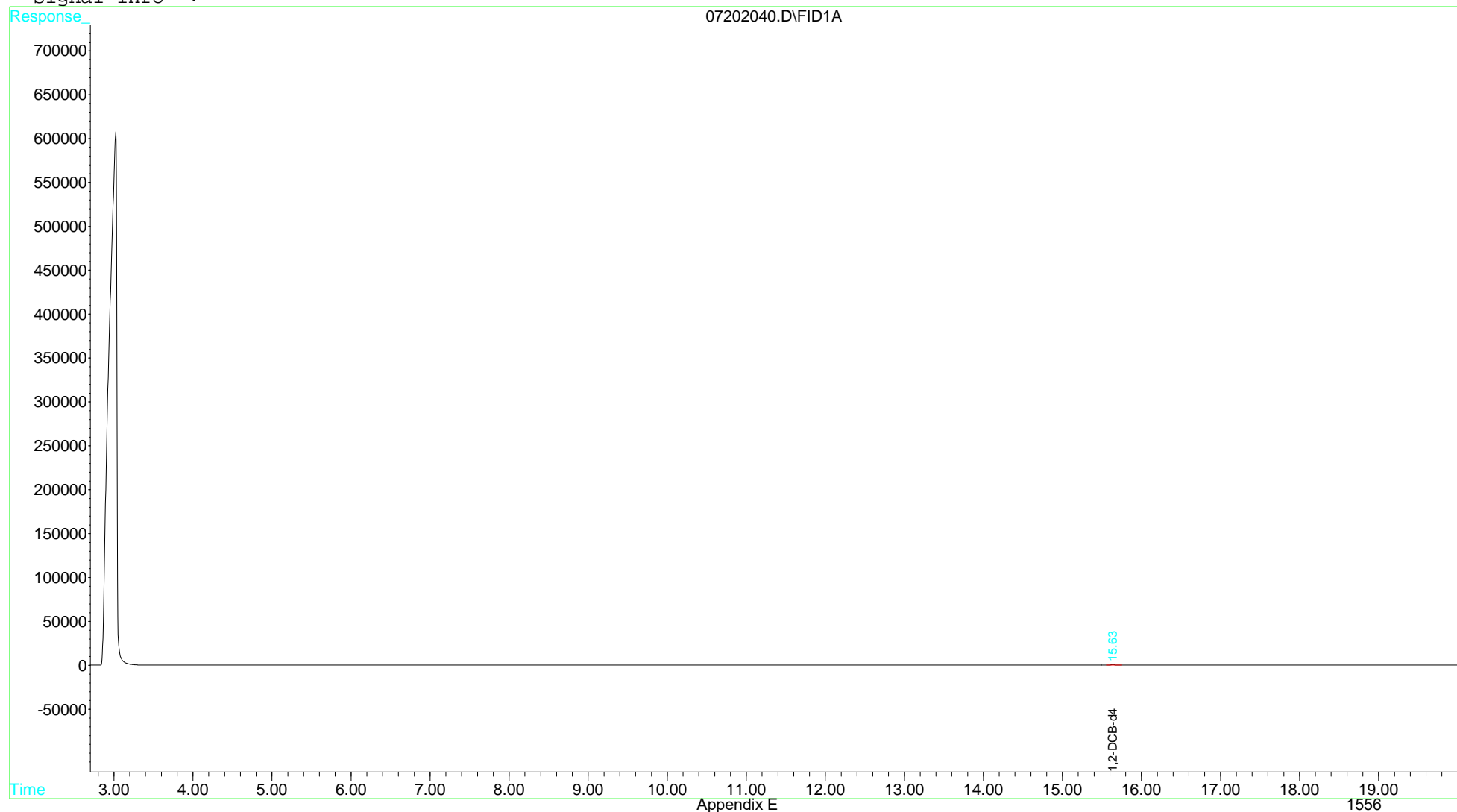
Compound	R.T.	Response	Conc Units
-----			
System Monitoring Compounds			
2) S 1,2-DCB-d4 (Surrogate)	15.64	20341	43.303 ug/KG
Target Compounds			
1) H GRO C6-C10	8.46	291	<MDL ug/KG

Data File : C:\HPCHEM\1\DATA\072020\07202040.D  
Acq On : 21 Jul 2020 8:40 am  
Sample : 2006481-019B  
Misc : SAMP SW\_8015S-GRO  
IntFile : GRO.E  
Quant Time: Aug 12 11:35 2020 Quant Results File: 051420S.RES

Vial: 38  
Operator: S MCQUINN  
Inst : voa8  
Multiplr: 1.00

Quant Method : C:\HPCHEM\1...\051420S.M (Chemstation Integrator)  
Title : GC-PT c6-10 SOIL  
Last Update : Thu Jun 11 15:37:38 2020  
Response via : Multiple Level Calibration  
DataAcq Meth : 120919S.M

Volume Inj. :  
Signal Phase :  
Signal Info :





Data File : C:\HPCHEM\1\DATA\072020\07202041.D Vial: 39  
Acq On : 21 Jul 2020 9:10 am Operator: S MCQUINN  
Sample : 2006481-020B Inst : voa8  
Misc : SAMP SW\_8015S-GRO Multiplr: 1.00  
IntFile : GRO.E  
Quant Time: Aug 12 11:35 2020 Quant Results File: 051420S.RES

Quant Method : C:\HPCHEM\1...\051420S.M (Chemstation Integrator)  
Title : GC-PT c6-10 SOIL  
Last Update : Thu Jun 11 15:37:38 2020  
Response via : Initial Calibration  
DataAcq Meth : 120919S.M

Volume Inj. :  
Signal Phase :  
Signal Info :

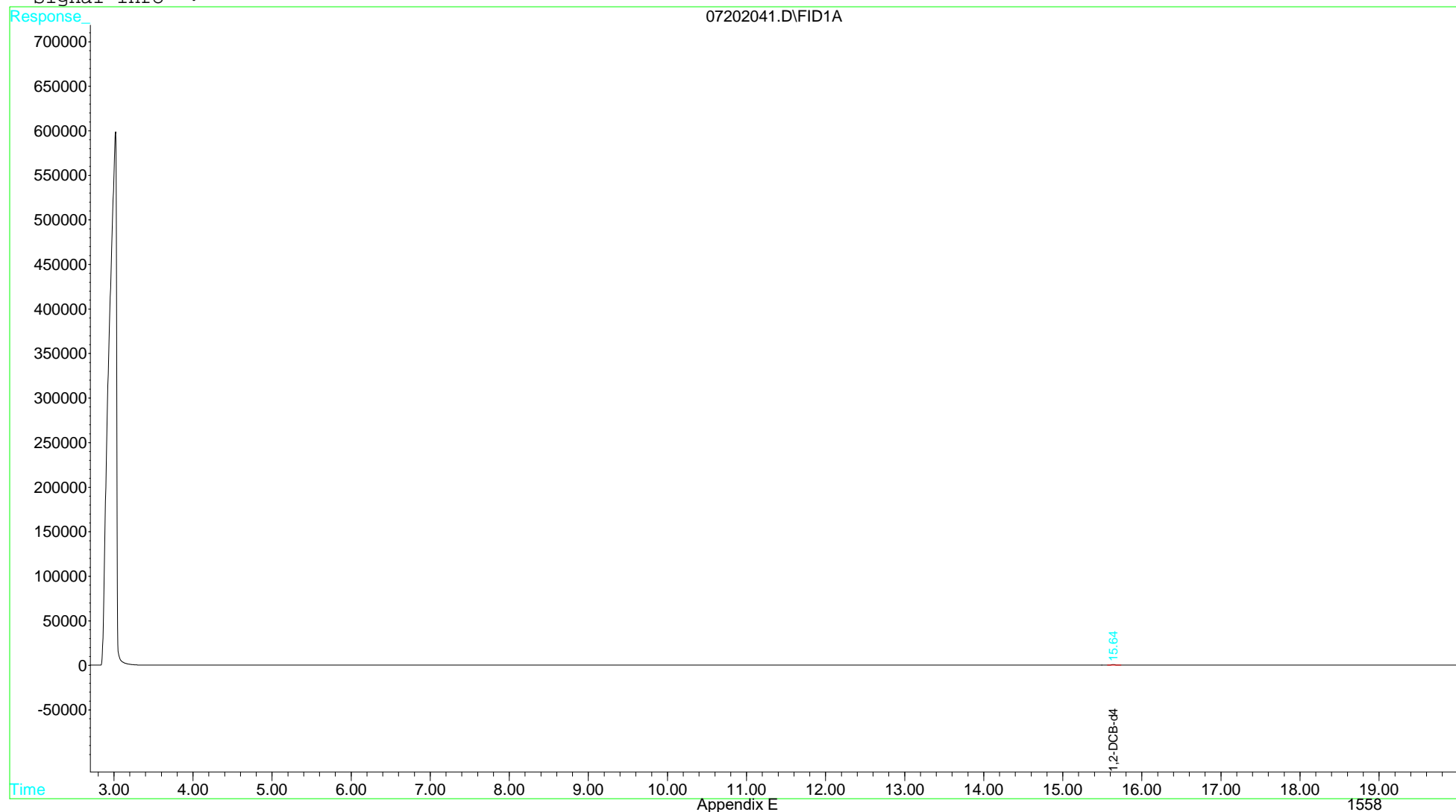
Compound	R.T.	Response	Conc Units
-----			
System Monitoring Compounds			
2) S 1,2-DCB-d4 (Surrogate)	15.64	21734	46.268 ug/KG
Target Compounds			
1) H GRO C6-C10	8.46	830	<MDL ug/KG

Data File : C:\HPCHEM\1\DATA\072020\07202041.D  
Acq On : 21 Jul 2020 9:10 am  
Sample : 2006481-020B  
Misc : SAMP SW\_8015S-GRO  
IntFile : GRO.E  
Quant Time: Aug 12 11:35 2020 Quant Results File: 051420S.RES

Vial: 39  
Operator: S MCQUINN  
Inst : voa8  
Multiplr: 1.00

Quant Method : C:\HPCHEM\1...\051420S.M (Chemstation Integrator)  
Title : GC-PT c6-10 SOIL  
Last Update : Thu Jun 11 15:37:38 2020  
Response via : Multiple Level Calibration  
DataAcq Meth : 120919S.M

Volume Inj. :  
Signal Phase :  
Signal Info :



Data File : C:\HPCHEM\1\DATA\072020\07202042.D Vial: 40  
Acq On : 21 Jul 2020 9:40 am Operator: S MCQUINN  
Sample : 2006481-021B Inst : voa8  
Misc : SAMP SW\_8015S-GRO Multiplr: 1.00  
IntFile : GRO.E  
Quant Time: Aug 12 11:35 2020 Quant Results File: 051420S.RES

Quant Method : C:\HPCHEM\1...\051420S.M (Chemstation Integrator)  
Title : GC-PT c6-10 SOIL  
Last Update : Thu Jun 11 15:37:38 2020  
Response via : Initial Calibration  
DataAcq Meth : 120919S.M

Volume Inj. :  
Signal Phase :  
Signal Info :

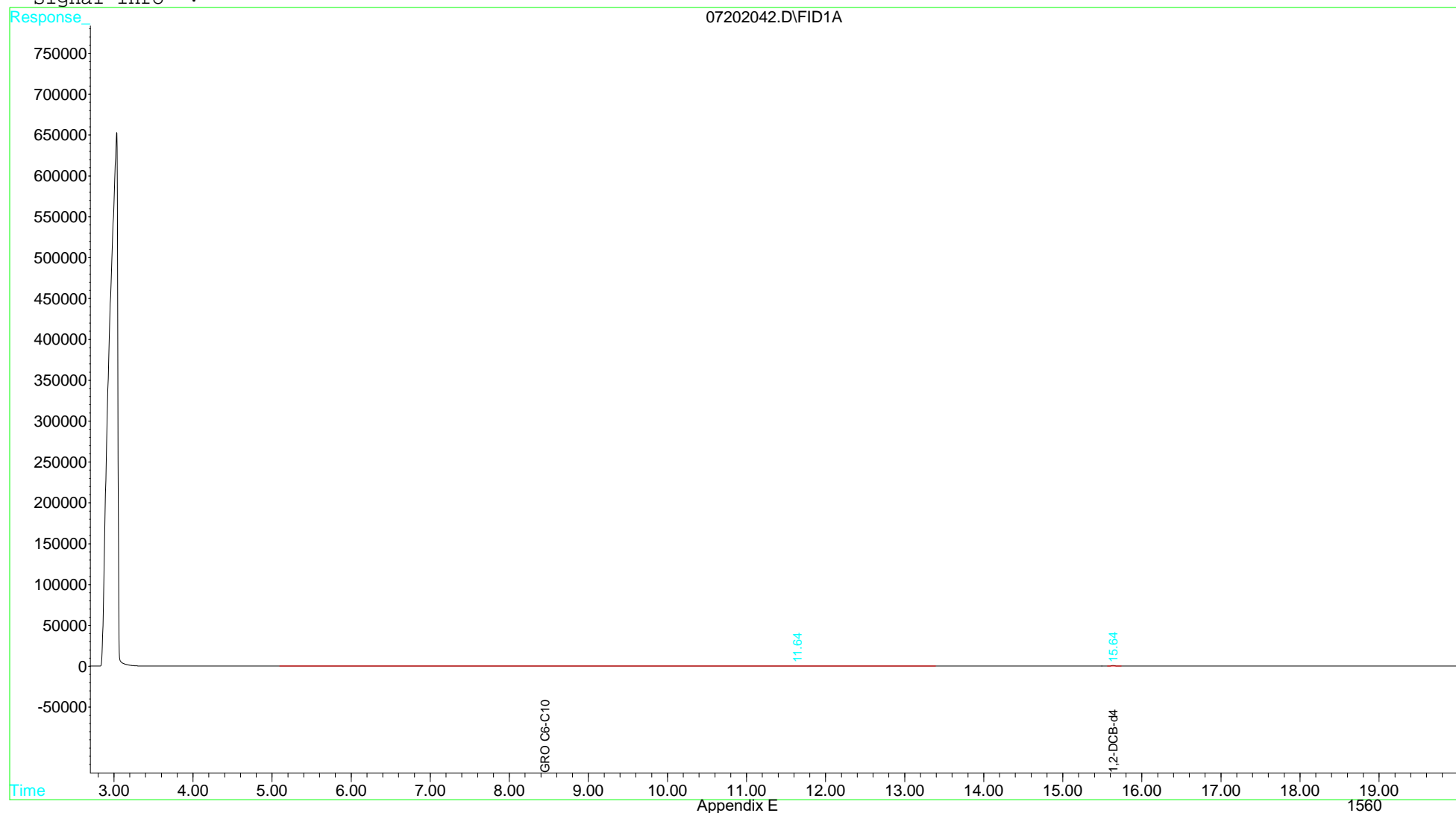
Compound	R.T.	Response	Conc Units
-----			
System Monitoring Compounds			
2) S 1,2-DCB-d4 (Surrogate)	15.64	22744	48.418 ug/KG
Target Compounds			
1) H GRO C6-C10	8.46	1223	3.168 ug/KG

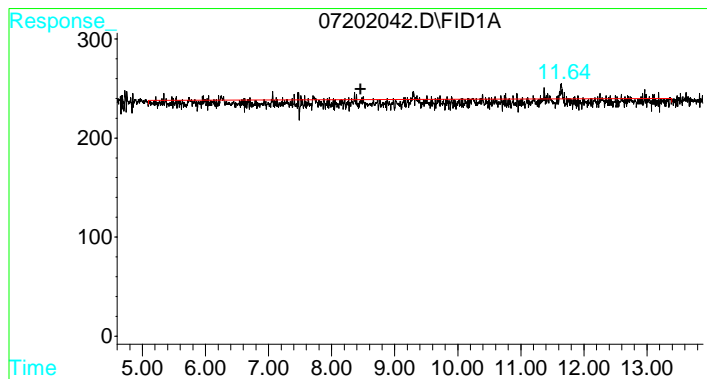
Data File : C:\HPCHEM\1\DATA\072020\07202042.D  
Acq On : 21 Jul 2020 9:40 am  
Sample : 2006481-021B  
Misc : SAMP SW\_8015S-GRO  
IntFile : GRO.E  
Quant Time: Aug 12 11:35 2020 Quant Results File: 051420S.RES

Vial: 40  
Operator: S MCQUINN  
Inst : voa8  
Multiplr: 1.00

Quant Method : C:\HPCHEM\1...\051420S.M (Chemstation Integrator)  
Title : GC-PT c6-10 SOIL  
Last Update : Thu Jun 11 15:37:38 2020  
Response via : Multiple Level Calibration  
DataAcq Meth : 120919S.M

Volume Inj. :  
Signal Phase :  
Signal Info :





#1 GRO C6-C10

R.T.: 8.460 min  
Delta R.T.: 0.000 min  
Response: 1223  
Conc: 3.17 ug/KG m

Data File : C:\HPCHEM\1\DATA\072020\07202043.D Vial: 41  
Acq On : 21 Jul 2020 10:11 am Operator: S MCQUINN  
Sample : 2006481-022B Inst : voa8  
Misc : SAMP SW\_8015S-GRO Multiplr: 1.00  
IntFile : GRO.E  
Quant Time: Aug 12 11:36 2020 Quant Results File: 051420S.RES

Quant Method : C:\HPCHEM\1...\051420S.M (Chemstation Integrator)  
Title : GC-PT c6-10 SOIL  
Last Update : Thu Jun 11 15:37:38 2020  
Response via : Initial Calibration  
DataAcq Meth : 120919S.M

Volume Inj. :  
Signal Phase :  
Signal Info :

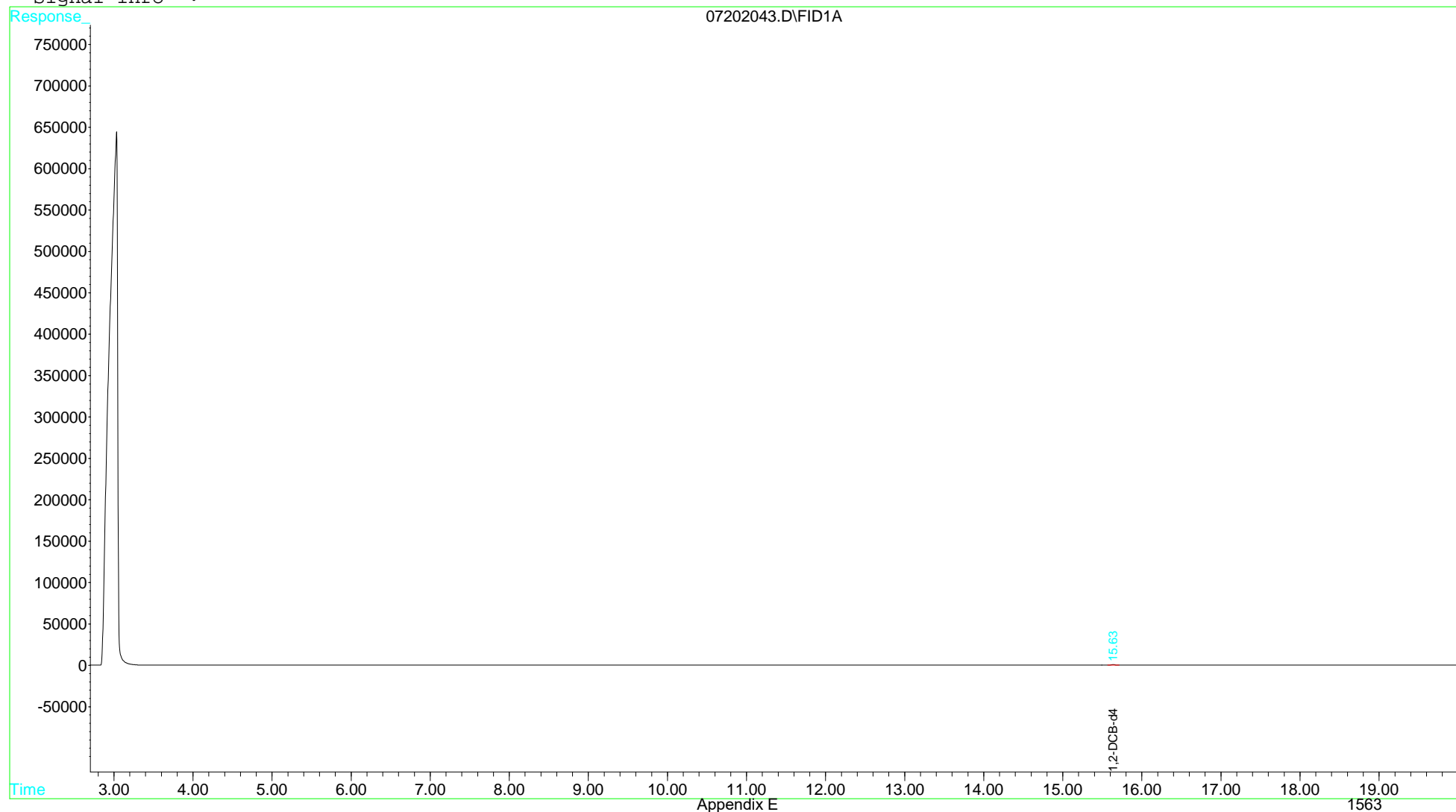
Compound	R.T.	Response	Conc Units
-----			
System Monitoring Compounds			
2) S 1,2-DCB-d4 (Surrogate)	15.64	22470	47.834 ug/KG
Target Compounds			
1) H GRO C6-C10	8.46	390	<MDL ug/KG

Data File : C:\HPCHEM\1\DATA\072020\07202043.D  
Acq On : 21 Jul 2020 10:11 am  
Sample : 2006481-022B  
Misc : SAMP SW\_8015S-GRO  
IntFile : GRO.E  
Quant Time: Aug 12 11:36 2020 Quant Results File: 051420S.RES

Vial: 41  
Operator: S MCQUINN  
Inst : voa8  
Multiplr: 1.00

Quant Method : C:\HPCHEM\1...\051420S.M (Chemstation Integrator)  
Title : GC-PT c6-10 SOIL  
Last Update : Thu Jun 11 15:37:38 2020  
Response via : Multiple Level Calibration  
DataAcq Meth : 120919S.M

Volume Inj. :  
Signal Phase :  
Signal Info :



Data File : C:\HPCHEM\1\DATA\072020\07202044.D Vial: 42  
Acq On : 21 Jul 2020 10:41 am Operator: S MCQUINN  
Sample : 2006481-023B Inst : voa8  
Misc : SAMP SW\_8015S-GRO Multiplr: 1.00  
IntFile : GRO.E  
Quant Time: Aug 12 11:36 2020 Quant Results File: 051420S.RES

Quant Method : C:\HPCHEM\1...\051420S.M (Chemstation Integrator)  
Title : GC-PT c6-10 SOIL  
Last Update : Thu Jun 11 15:37:38 2020  
Response via : Initial Calibration  
DataAcq Meth : 120919S.M

Volume Inj. :  
Signal Phase :  
Signal Info :

Compound	R.T.	Response	Conc Units
-----			
System Monitoring Compounds			
2) S 1,2-DCB-d4 (Surrogate)	15.64	23553	50.140 ug/KG
Target Compounds			
1) H GRO C6-C10	8.46	386	<MDL ug/KG

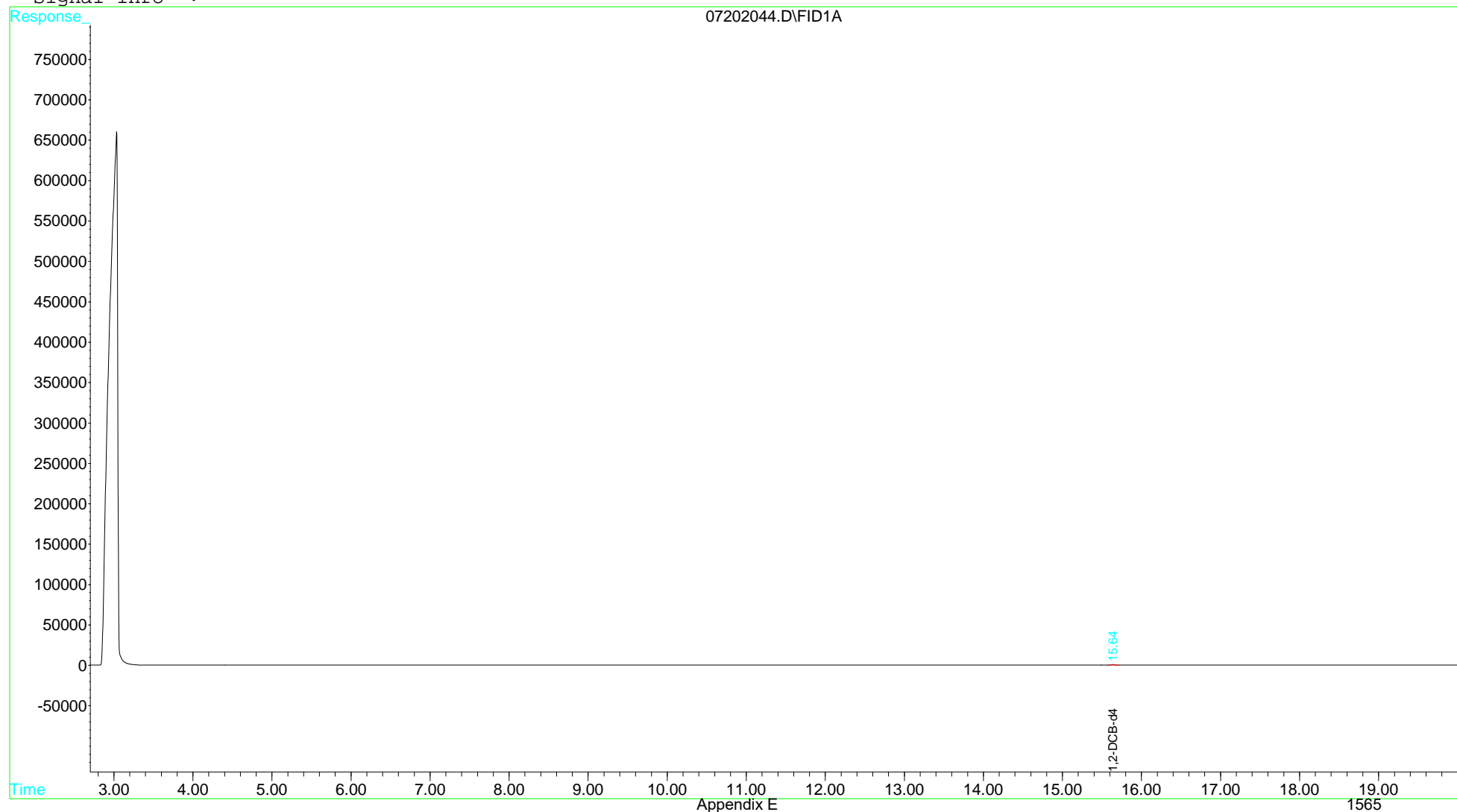


Data File : C:\HPCHEM\1\DATA\072020\07202044.D  
Acq On : 21 Jul 2020 10:41 am  
Sample : 2006481-023B  
Misc : SAMP SW\_8015S-GRO  
IntFile : GRO.E  
Quant Time: Aug 12 11:36 2020 Quant Results File: 051420S.RES

Vial: 42  
Operator: S MCQUINN  
Inst : voa8  
Multiplr: 1.00

Quant Method : C:\HPCHEM\1...\051420S.M (Chemstation Integrator)  
Title : GC-PT c6-10 SOIL  
Last Update : Thu Jun 11 15:37:38 2020  
Response via : Multiple Level Calibration  
DataAcq Meth : 120919S.M

Volume Inj. :  
Signal Phase :  
Signal Info :



Data File : C:\HPCHEM\1\DATA\072020\07202045.D Vial: 43  
Acq On : 21 Jul 2020 11:10 am Operator: S MCQUINN  
Sample : 2006481-024B Inst : voa8  
Misc : SAMP SW\_8015S-GRO Multiplr: 1.00  
IntFile : GRO.E  
Quant Time: Aug 12 11:36 2020 Quant Results File: 051420S.RES

Quant Method : C:\HPCHEM\1...\051420S.M (Chemstation Integrator)  
Title : GC-PT c6-10 SOIL  
Last Update : Thu Jun 11 15:37:38 2020  
Response via : Initial Calibration  
DataAcq Meth : 120919S.M

Volume Inj. :  
Signal Phase :  
Signal Info :

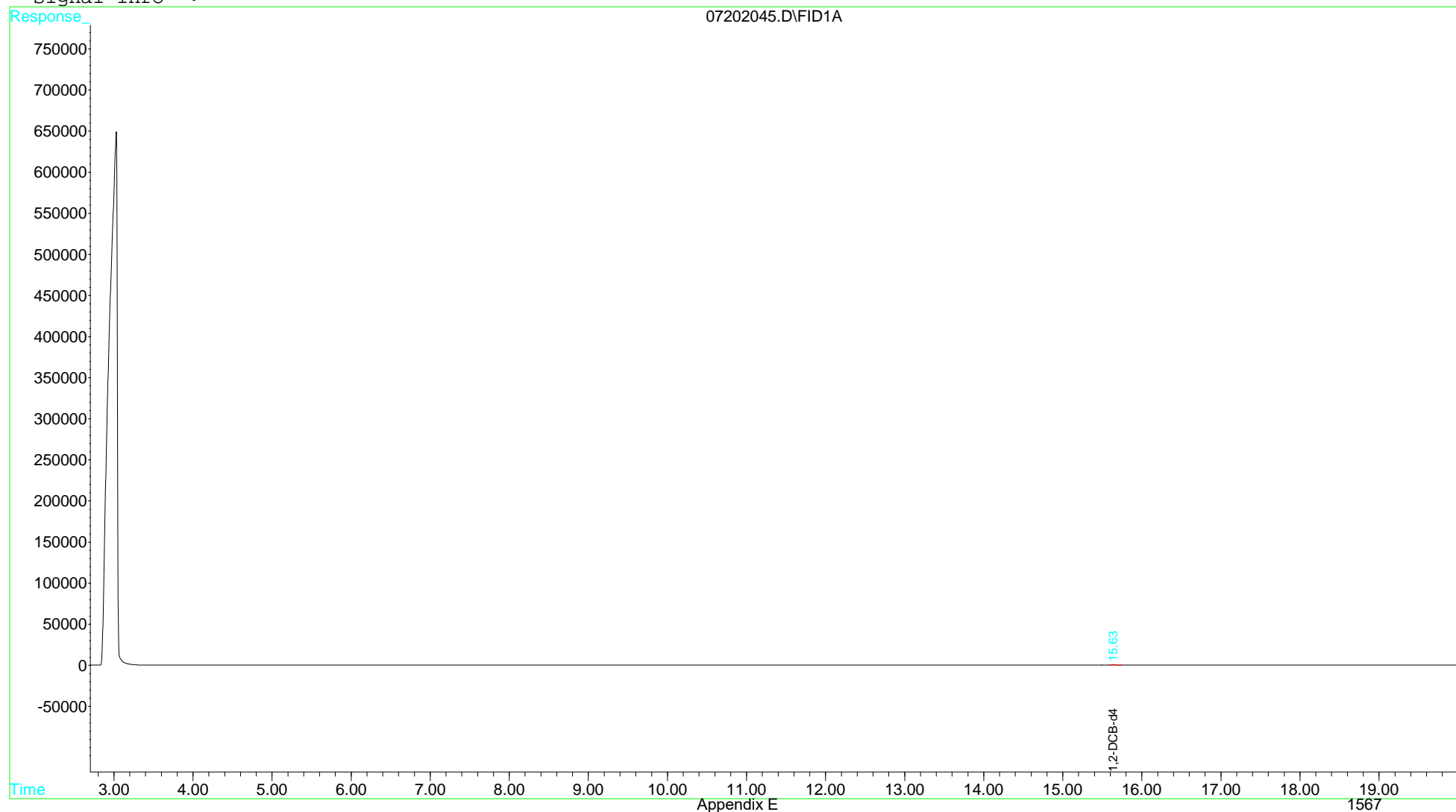
Compound	R.T.	Response	Conc Units
-----			
System Monitoring Compounds			
2) S 1,2-DCB-d4 (Surrogate)	15.64	23376	49.763 ug/KG
Target Compounds			
1) H GRO C6-C10	8.46	501	<MDL ug/KG

Data File : C:\HPCHEM\1\DATA\072020\07202045.D  
Acq On : 21 Jul 2020 11:10 am  
Sample : 2006481-024B  
Misc : SAMP SW\_8015S-GRO  
IntFile : GRO.E  
Quant Time: Aug 12 11:36 2020 Quant Results File: 051420S.RES

Vial: 43  
Operator: S MCQUINN  
Inst : voa8  
Multiplr: 1.00

Quant Method : C:\HPCHEM\1...\051420S.M (Chemstation Integrator)  
Title : GC-PT c6-10 SOIL  
Last Update : Thu Jun 11 15:37:38 2020  
Response via : Multiple Level Calibration  
DataAcq Meth : 120919S.M

Volume Inj. :  
Signal Phase :  
Signal Info :



Data File : C:\HPCHEM\1\DATA\072020\07202046.D Vial: 44  
Acq On : 21 Jul 2020 11:40 am Operator: S MCQUINN  
Sample : 2006481-025B Inst : voa8  
Misc : SAMP SW\_8015S-GRO Multiplr: 1.00  
IntFile : GRO.E  
Quant Time: Aug 12 11:36 2020 Quant Results File: 051420S.RES

Quant Method : C:\HPCHEM\1...\051420S.M (Chemstation Integrator)  
Title : GC-PT c6-10 SOIL  
Last Update : Thu Jun 11 15:37:38 2020  
Response via : Initial Calibration  
DataAcq Meth : 120919S.M

Volume Inj. :  
Signal Phase :  
Signal Info :

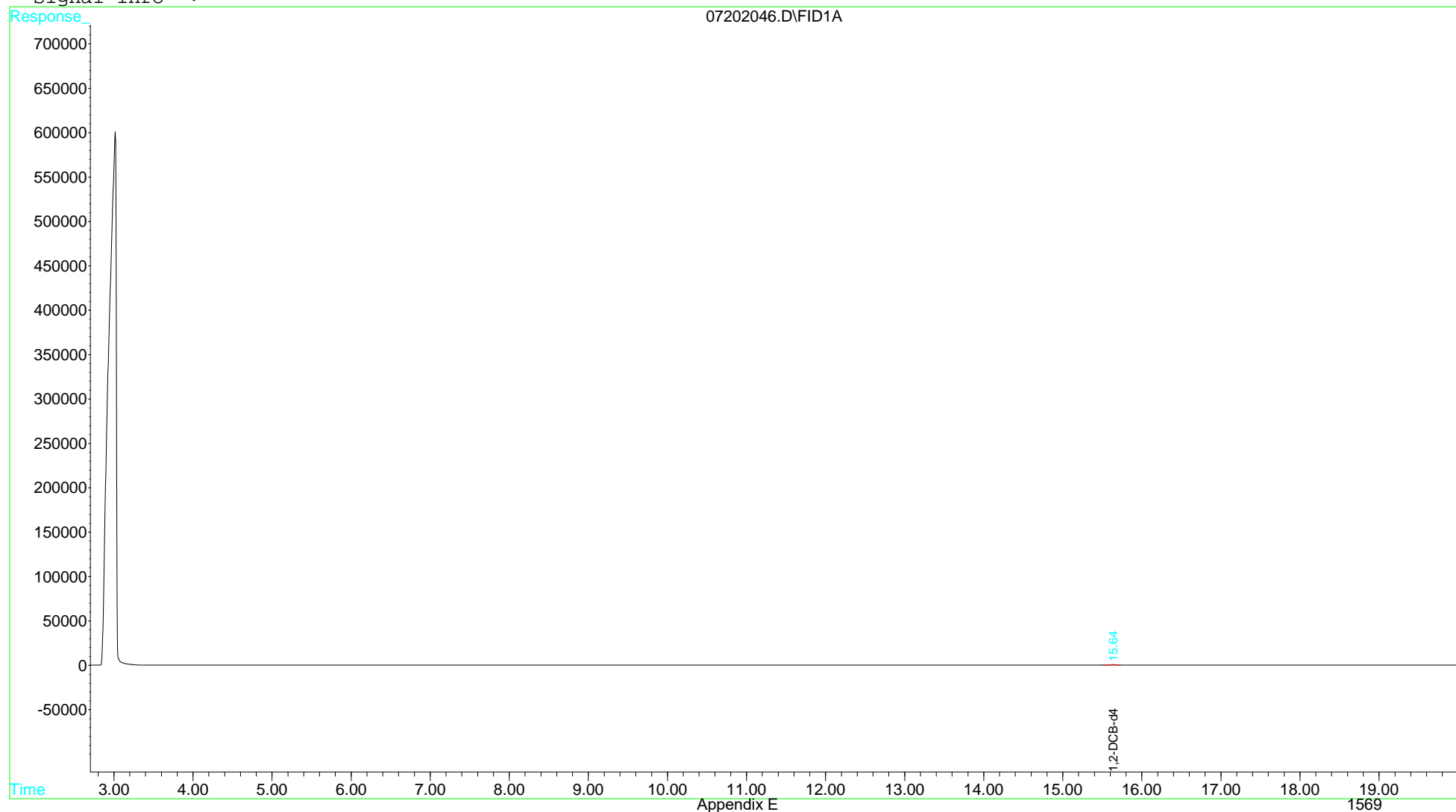
Compound	R.T.	Response	Conc Units
-----			
System Monitoring Compounds			
2) S 1,2-DCB-d4 (Surrogate)	15.64	23572	50.182 ug/KG
Target Compounds			
1) H GRO C6-C10	8.46	970	<MDL ug/KG

Data File : C:\HPCHEM\1\DATA\072020\07202046.D  
Acq On : 21 Jul 2020 11:40 am  
Sample : 2006481-025B  
Misc : SAMP SW\_8015S-GRO  
IntFile : GRO.E  
Quant Time: Aug 12 11:36 2020 Quant Results File: 051420S.RES

Vial: 44  
Operator: S MCQUINN  
Inst : voa8  
Multiplr: 1.00

Quant Method : C:\HPCHEM\1...\051420S.M (Chemstation Integrator)  
Title : GC-PT c6-10 SOIL  
Last Update : Thu Jun 11 15:37:38 2020  
Response via : Multiple Level Calibration  
DataAcq Meth : 120919S.M

Volume Inj. :  
Signal Phase :  
Signal Info :



Data File : C:\HPCHEM\1\DATA\072020\07202052.D Vial: 50  
Acq On : 21 Jul 2020 2:40 pm Operator: S MCQUINN  
Sample : 2006518-006B Inst : voa8  
Misc : SAMP SW\_8015S-GRO Multiplr: 1.00  
IntFile : GRO.E  
Quant Time: Aug 12 11:38 2020 Quant Results File: 051420S.RES

Quant Method : C:\HPCHEM\1...\051420S.M (Chemstation Integrator)  
Title : GC-PT c6-10 SOIL  
Last Update : Thu Jun 11 15:37:38 2020  
Response via : Initial Calibration  
DataAcq Meth : 120919S.M

Volume Inj. :  
Signal Phase :  
Signal Info :

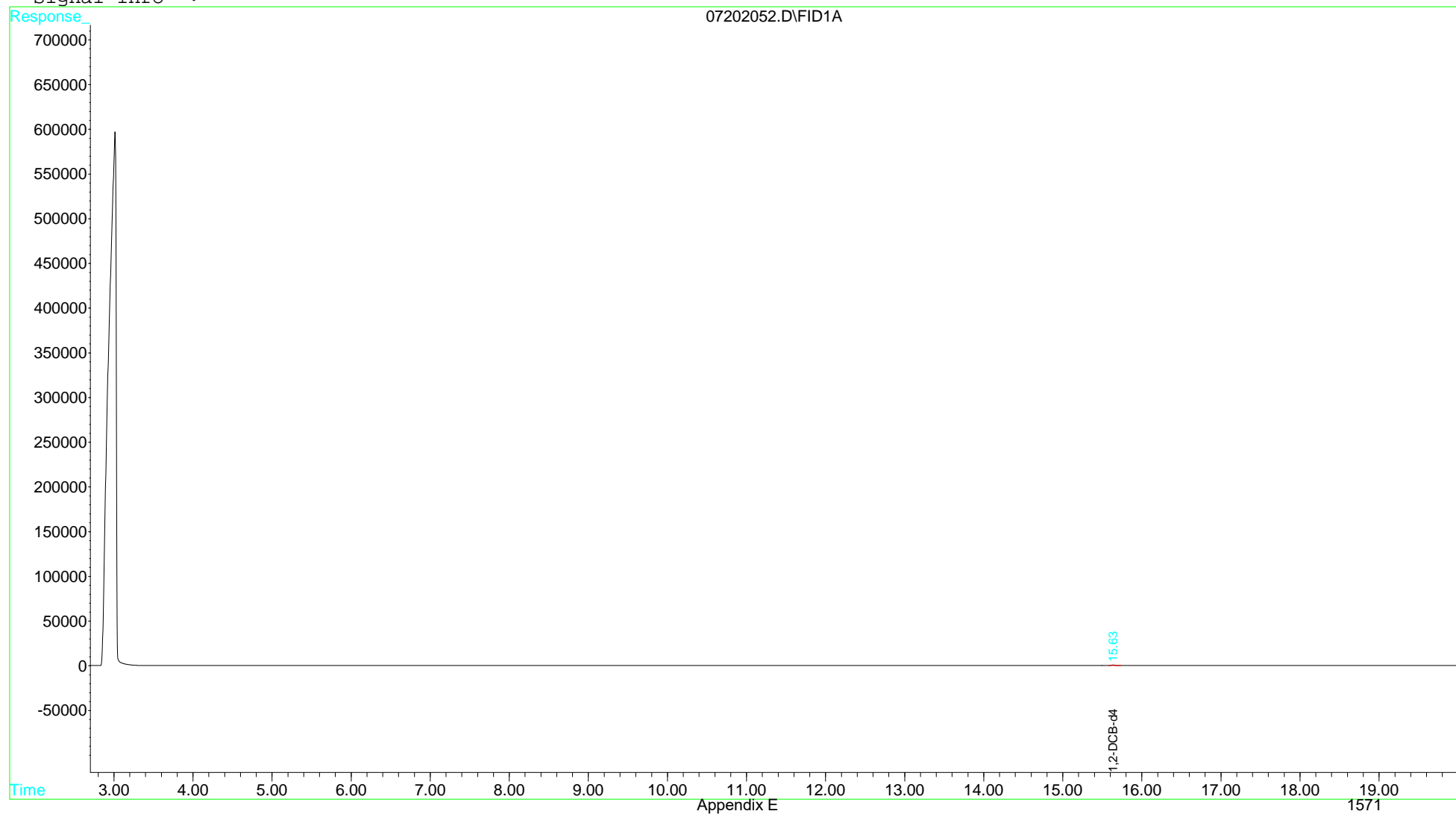
Compound	R.T.	Response	Conc Units
-----			
System Monitoring Compounds			
2) S 1,2-DCB-d4 (Surrogate)	15.64	22604	48.120 ug/KG
Target Compounds			
1) H GRO C6-C10	8.46	420	<MDL ug/KG

Data File : C:\HPCHEM\1\DATA\072020\07202052.D  
Acq On : 21 Jul 2020 2:40 pm  
Sample : 2006518-006B  
Misc : SAMP SW\_8015S-GRO  
IntFile : GRO.E  
Quant Time: Aug 12 11:38 2020 Quant Results File: 051420S.RES

Vial: 50  
Operator: S MCQUINN  
Inst : voa8  
Multiplr: 1.00

Quant Method : C:\HPCHEM\1...\051420S.M (Chemstation Integrator)  
Title : GC-PT c6-10 SOIL  
Last Update : Thu Jun 11 15:37:38 2020  
Response via : Multiple Level Calibration  
DataAcq Meth : 120919S.M

Volume Inj. :  
Signal Phase :  
Signal Info :



Data File : C:\HPCHEM\1\DATA\072020\07202053.D Vial: 52  
Acq On : 21 Jul 2020 3:09 pm Operator: S MCQUINN  
Sample : 2006518-006BMS Inst : voa8  
Misc : MS SW\_8015S-GRO Multiplr: 1.00  
IntFile : GRO.E  
Quant Time: Aug 12 11:38 2020 Quant Results File: 051420S.RES

Quant Method : C:\HPCHEM\1...\051420S.M (Chemstation Integrator)  
Title : GC-PT c6-10 SOIL  
Last Update : Thu Jun 11 15:37:38 2020  
Response via : Initial Calibration  
DataAcq Meth : 120919S.M

Volume Inj. :  
Signal Phase :  
Signal Info :

Compound	R.T.	Response	Conc Units
-----			
System Monitoring Compounds			
2) S 1,2-DCB-d4 (Surrogate)	15.64	22761	48.454 ug/KG
Target Compounds			
1) H GRO C6-C10	8.46	396209	1026.423 ug/KG

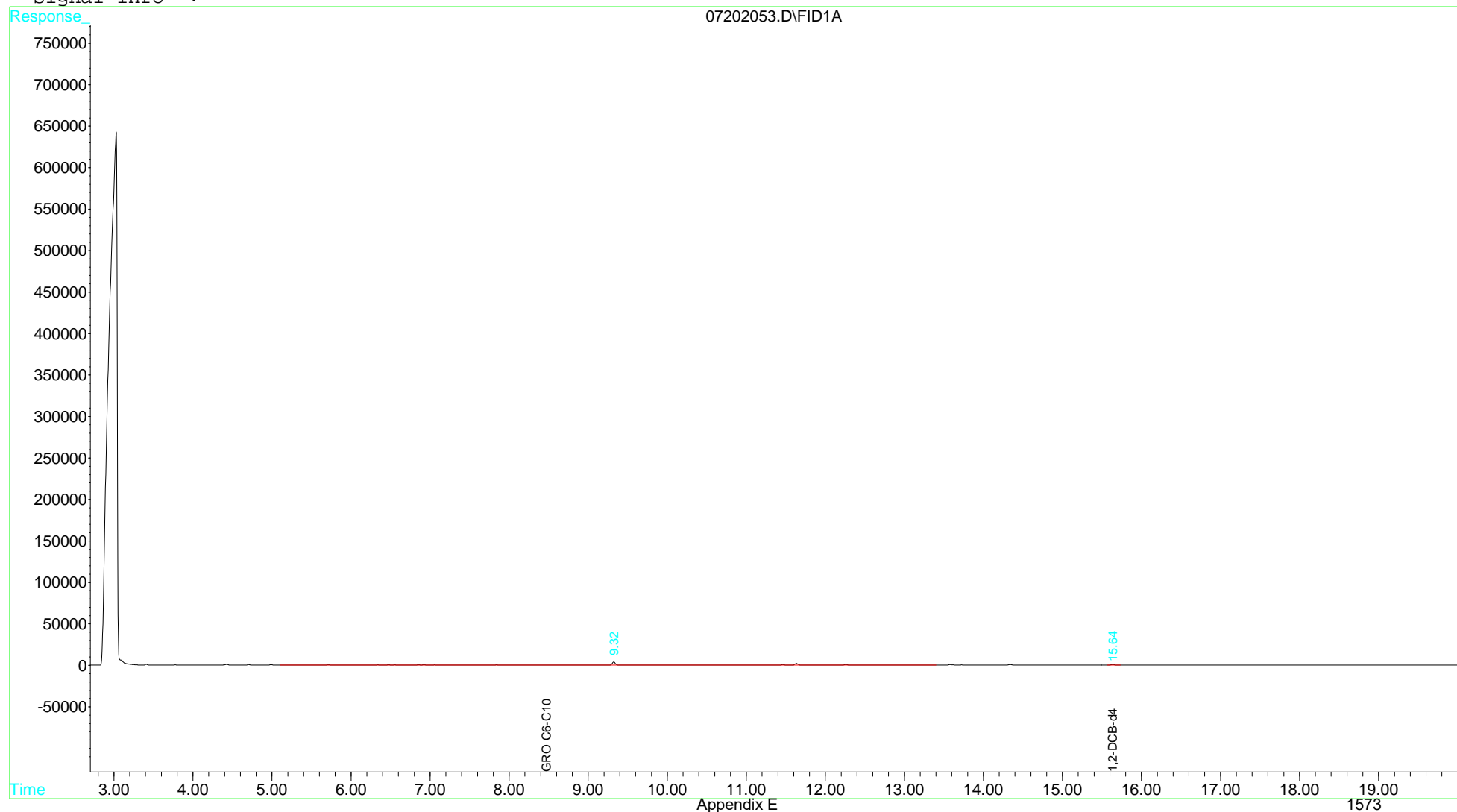


Data File : C:\HPCHEM\1\DATA\072020\07202053.D  
Acq On : 21 Jul 2020 3:09 pm  
Sample : 2006518-006BMS  
Misc : MS SW\_8015S-GRO  
IntFile : GRO.E  
Quant Time: Aug 12 11:38 2020 Quant Results File: 051420S.RES

Vial: 52  
Operator: S MCQUINN  
Inst : voa8  
Multiplr: 1.00

Quant Method : C:\HPCHEM\1...\051420S.M (Chemstation Integrator)  
Title : GC-PT c6-10 SOIL  
Last Update : Thu Jun 11 15:37:38 2020  
Response via : Multiple Level Calibration  
DataAcq Meth : 120919S.M

Volume Inj. :  
Signal Phase :  
Signal Info :



Data File : C:\HPCHEM\1\DATA\072020\07202054.D Vial: 53  
Acq On : 21 Jul 2020 3:40 pm Operator: S MCQUINN  
Sample : 2006518-006BMSD Inst : voa8  
Misc : MSD SW\_8015S-GRO Multiplr: 1.00  
IntFile : GRO.E  
Quant Time: Aug 12 11:38 2020 Quant Results File: 051420S.RES

Quant Method : C:\HPCHEM\1...\051420S.M (Chemstation Integrator)  
Title : GC-PT c6-10 SOIL  
Last Update : Thu Jun 11 15:37:38 2020  
Response via : Initial Calibration  
DataAcq Meth : 120919S.M

Volume Inj. :  
Signal Phase :  
Signal Info :

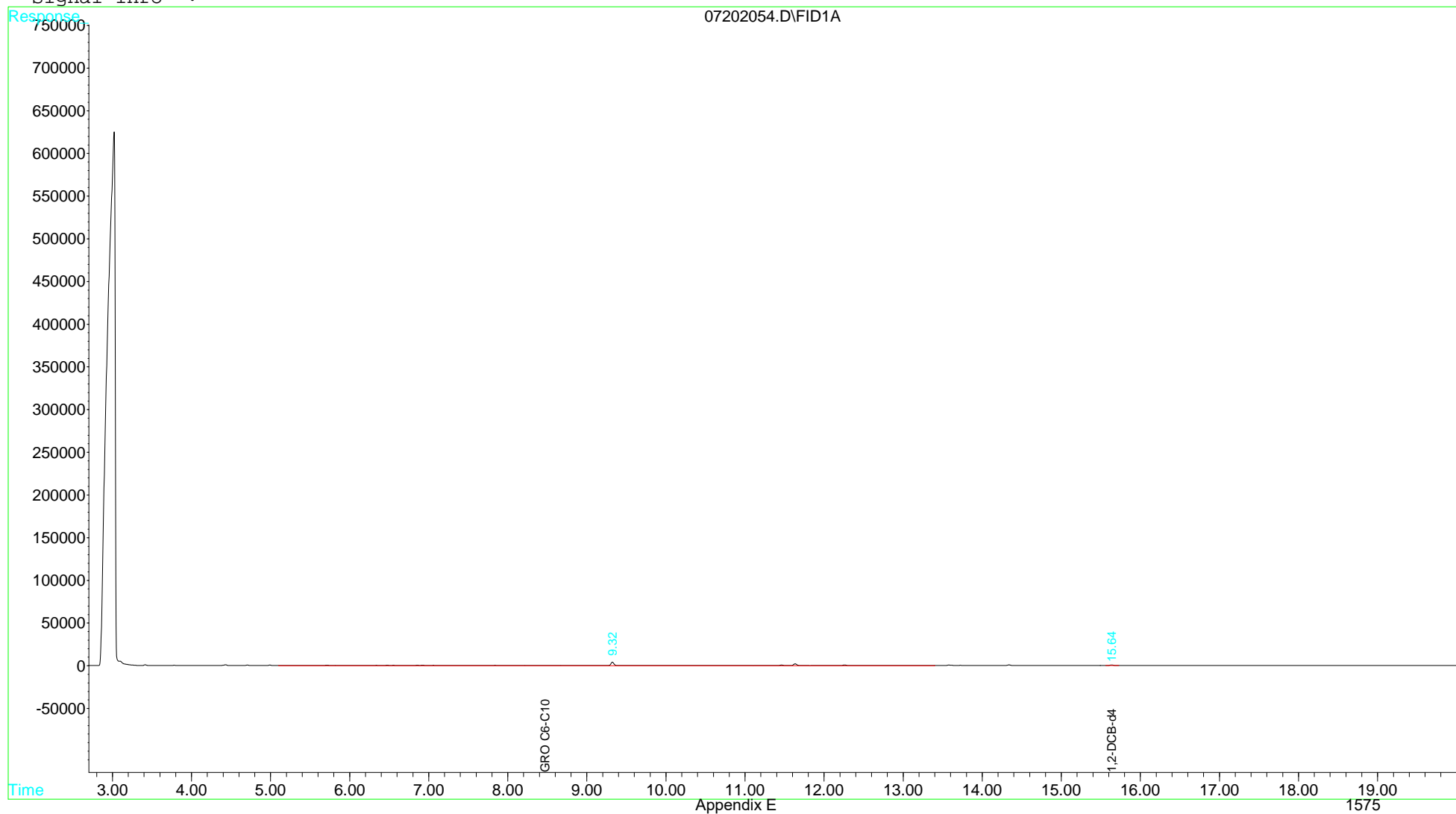
Compound	R.T.	Response	Conc Units
-----			
System Monitoring Compounds			
2) S 1,2-DCB-d4 (Surrogate)	15.64	22664	48.247 ug/KG
Target Compounds			
1) H GRO C6-C10	8.46	391491	1014.201 ug/KG

Data File : C:\HPCHEM\1\DATA\072020\07202054.D  
Acq On : 21 Jul 2020 3:40 pm  
Sample : 2006518-006BMSD  
Misc : MSD SW\_8015S-GRO  
IntFile : GRO.E  
Quant Time: Aug 12 11:38 2020 Quant Results File: 051420S.RES

Vial: 53  
Operator: S MCQUINN  
Inst : voa8  
Multiplr: 1.00

Quant Method : C:\HPCHEM\1...\051420S.M (Chemstation Integrator)  
Title : GC-PT c6-10 SOIL  
Last Update : Thu Jun 11 15:37:38 2020  
Response via : Multiple Level Calibration  
DataAcq Meth : 120919S.M

Volume Inj. :  
Signal Phase :  
Signal Info :



Data File : C:\HPCHEM\1\DATA\072020\07202055.D Vial: 30  
Acq On : 21 Jul 2020 4:10 pm Operator: S MCQUINN  
Sample : VOA8 CCVE 072120 Inst : voa8  
Misc : CCVE SW\_8015S-GRO Multiplr: 1.00  
IntFile : GRO.E

Method : C:\HPCHEM\1\METHODS\2019\051420S.M (Chemstation Integrator)  
Title : GC-PT c6-10 SOIL  
Last Update : Thu Jun 11 15:37:38 2020  
Response via : Multiple Level Calibration

Min. RRF : 0.000 Min. Rel. Area : 50% Max. R.T. Dev 0.50min  
Max. RRF Dev : 15% Max. Rel. Area : 150%

	Compound	Amount	Calc.	%Dev	Area%	Dev(min)
1 H	GRO C6-C10	2000.000	1949.663	2.5	98	0.00
2 S	1,2-DCB-d4 (Surrogate)	50.000	50.009	-0.0	102	0.00

Data File : C:\HPCHEM\1\DATA\072020\07202055.D Vial: 30  
Acq On : 21 Jul 2020 4:10 pm Operator: S MCQUINN  
Sample : VOA8 CCVE 072120 Inst : voa8  
Misc : CCVE SW\_8015S-GRO Multiplr: 1.00  
IntFile : GRO.E

Method : C:\HPCHEM\1\METHODS\2019\051420S.M (Chemstation Integrator)  
Title : GC-PT c6-10 SOIL  
Last Update : Thu Jun 11 15:37:38 2020  
Response via : Multiple Level Calibration

Min. RRF : 0.000 Min. Rel. Area : 50% Max. R.T. Dev 0.50min  
Max. RRF Dev : 15% Max. Rel. Area : 150%

Compound	Amount	Calc.	%Dev	Area%	Dev(min)
----------	--------	-------	------	-------	----------

Data File : C:\HPCHEM\1\DATA\072020\07202055.D Vial: 30  
Acq On : 21 Jul 2020 4:10 pm Operator: S MCQUINN  
Sample : VOA8 CCVE 072120 Inst : voa8  
Misc : CCVE SW\_8015S-GRO Multiplr: 1.00  
IntFile : GRO.E  
Quant Time: Aug 12 11:39 2020 Quant Results File: 051420S.RES

Quant Method : C:\HPCHEM\1...\051420S.M (Chemstation Integrator)  
Title : GC-PT c6-10 SOIL  
Last Update : Thu Jun 11 15:37:38 2020  
Response via : Initial Calibration  
DataAcq Meth : 120919S.M

Volume Inj. :  
Signal Phase :  
Signal Info :

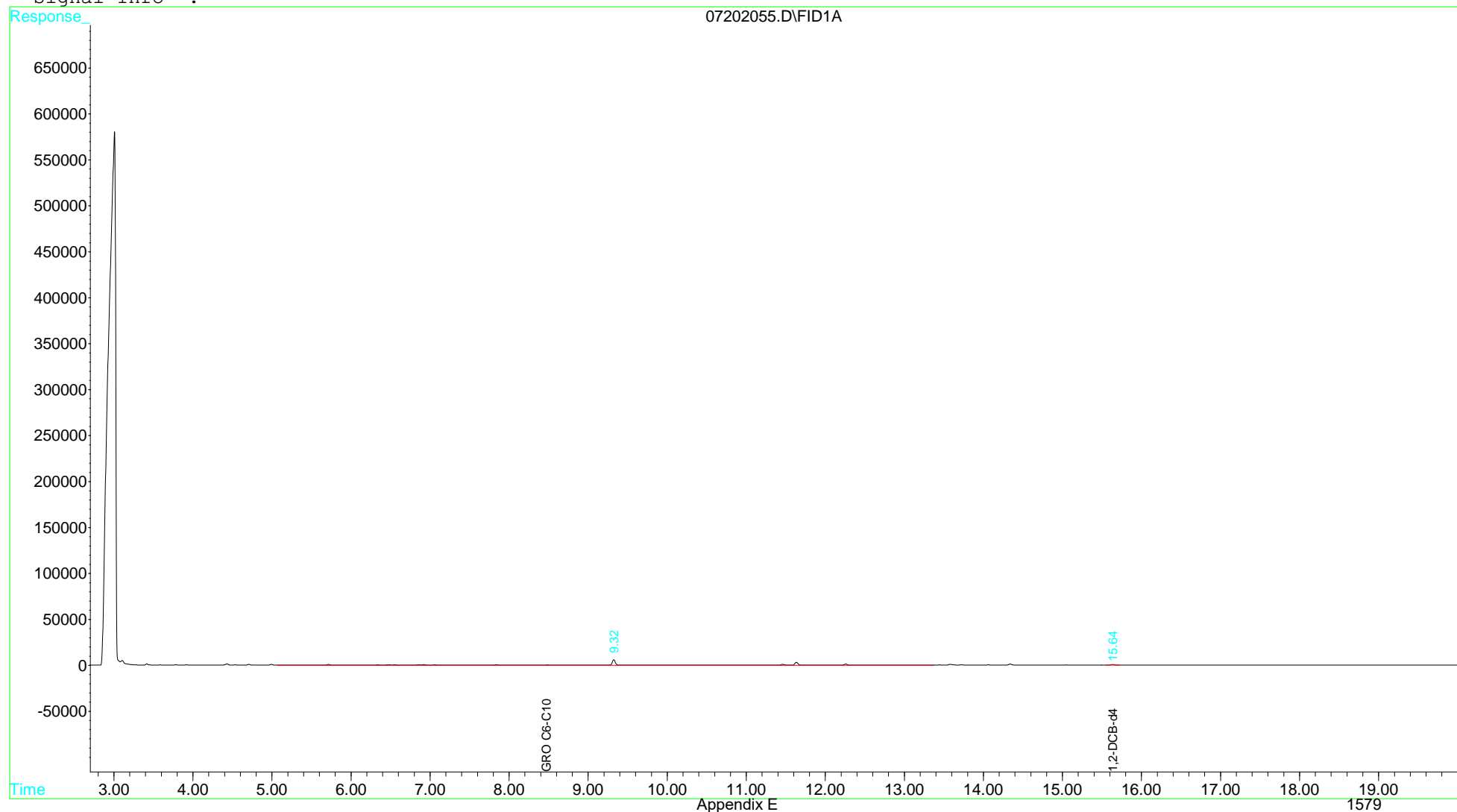
Compound	R.T.	Response	Conc Units
-----			
System Monitoring Compounds			
2) S 1,2-DCB-d4 (Surrogate)	15.64	23491	50.009 ug/KG
Target Compounds			
1) H GRO C6-C10	8.46	752588	1949.663 ug/KG

Data File : C:\HPCHEM\1\DATA\072020\07202055.D  
Acq On : 21 Jul 2020 4:10 pm  
Sample : VOA8 CCVE 072120  
Misc : CCVE SW\_8015S-GRO  
IntFile : GRO.E  
Quant Time: Aug 12 11:39 2020 Quant Results File: 051420S.RES

Vial: 30  
Operator: S MCQUINN  
Inst : voa8  
Multiplr: 1.00

Quant Method : C:\HPCHEM\1...\051420S.M (Chemstation Integrator)  
Title : GC-PT c6-10 SOIL  
Last Update : Thu Jun 11 15:37:38 2020  
Response via : Multiple Level Calibration  
DataAcq Meth : 120919S.M

Volume Inj. :  
Signal Phase :  
Signal Info :



## Injection Log

Directory: C:\HPCHEM\1\DATA\120919

Line	Vial	FileName	Multiplier	SampleName	Misc Info	Injected
1	2	12091901.d	1.	cleaning		9 Dec 2019 14:04
2	3	12091902.d	1.	GRO Window 120919		9 Dec 2019 14:34
3	4	12091903.d	1.	RINSE	DO NOT USE	9 Dec 2019 15:26
4	3	12091905.d	1.	VOA8 CCB 120919	CCB SW_8015S-GRO	9 Dec 2019 15:56
5	23	12091906.d	1.	VOA8 40 ICAL 120919	ICAL7SW_8015S-GRO	9 Dec 2019 16:26
6	24	12091907.d	1.	VOA8 100 ICAL 120919	ICAL1SW_8015S-GRO	9 Dec 2019 16:56
7	25	12091908.d	1.	VOA8 500 ICAL 120919	ICAL2SW_8015S-GRO	9 Dec 2019 17:26
8	26	12091909.d	1.	VOA8 1000 ICAL 120919	ICAL3SW_8015S-GRO	9 Dec 2019 17:57
9	27	12091910.d	1.	VOA8 2000 ICAL 120919	ICAL4SW_8015S-GRO	9 Dec 2019 18:27
10	28	12091911.d	1.	VOA8 5000 ICAL 120919	ICAL5SW_8015S-GRO	9 Dec 2019 18:57
11	29	12091912.d	1.	VOA8 10000 ICAL 120919	ICAL6SW_8015S-GRO	9 Dec 2019 19:27
12	40	12091913.d	1.	RINSE	DO NOT USE	9 Dec 2019 19:57
13	30	12091914.d	1.	VOA8 ICV 120919	ICV SW_8015S-GRO	9 Dec 2019 20:28
14	31	12091915.d	1.	RINSE	DO NOT USE	9 Dec 2019 20:58
15	3	12091916.d	1.	VOA8 CCB 120919	CCB SW_8015S-GRO	9 Dec 2019 21:28
16	30	12091917.d	1.	VOA8 CCV 120919	CCV SW_8015S-GRO	9 Dec 2019 21:58
17	31	12091918.d	1.	VOA8 LCS 120919	LCS SW_8015S-GRO	9 Dec 2019 22:28
18	32	12091919.d	1.	VOA8 RLVS 120919	RLVS SW_8015S-GRO	9 Dec 2019 22:58
19	33	12091920.d	1.	VOA8 MBLK 120919	MBLK SW_8015S-GRO	9 Dec 2019 23:29
20	34	12091921.d	1.	1911670-001A	SAMP SW_8015S-GRO	9 Dec 2019 23:59
21	35	12091922.d	1.	1911670-002A	SAMP SW_8015S-GRO	10 Dec 2019 00:29
22	36	12091923.d	1.	1911670-003A	SAMP SW_8015S-GRO	10 Dec 2019 00:59
23	37	12091924.d	1.	1911670-004A	SAMP SW_8015S-GRO	10 Dec 2019 01:29
24	38	12091925.d	1.	1911672-002A	SAMP SW_8015S-GRO	10 Dec 2019 01:59
25	39	12091926.d	1.	1911672-003A	SAMP SW_8015S-GRO	10 Dec 2019 02:29
26	40	12091927.d	1.	1911672-001A	SAMP SW_8015S-GRO	10 Dec 2019 02:59
27	41	12091928.d	1.	1911672-001AMS	MS SW_8015S-GRO	10 Dec 2019 03:29
28	42	12091929.d	1.	1911672-001AMSD	MSD SW_8015S-GRO	10 Dec 2019 03:59
29	30	12091930.d	1.	VOA8 CCVE 120919	CCVE SW_8015S-GRO	10 Dec 2019 04:29
30	31	12091932.d	1.	RINSE	DO NOT USE	10 Dec 2019 04:59
31	32	12091933.d	1.	RINSE	DO NOT USE	10 Dec 2019 05:29



Method : C:\HPCHEM\1\METHODS\2019\120919S.M (Chemstation Integrator)  
Title : GC-PT c6-12 SOIL  
Last Update : Tue Dec 10 10:00:04 2019

## Calibration Files

100 =12091907.D 500 =12091908.D 1000 =12091909.D  
2000 =12091910.D 5000 =12091911.D HIGH =12091912.D

	Compound	100	500	1000	2000	5000	HIGH	Avg		%RSD
1) H	GRO C6-C12	3.887	4.465	4.299	3.996	4.118	4.168	4.179	E2	4.77
2) S	1,2-DCB-d4 (Surroga	4.105	4.133	5.438	4.198	4.190	4.179	4.513	E2	13.36

(#) = Out of Range ### Number of calibration levels exceeded format ###

120919S.M Tue Dec 10 10:01:30 2019

Method : C:\HPCHEM\1\METHODS\2019\120919S.M (Chemstation Integrator)  
Title : GC-PT c6-12 SOIL  
Last Update : Tue Dec 10 10:00:04 2019  
Response via : Initial Calibration  
Total Cpnds : 2

PK#	Type	Compound Name	Exp_RT	Rel_RT	Cal	A/H	ID
1	H	GRO C6-C12	8.46	1.000	A	A	R
2	S	1,2-DCB-d4 (Surrogate)	15.66	1.000	A	A	B

Cal A = Average L = Linear LO = Linear w/origin Q = Quad QO = Quad w/origin

A/H = Area or Height

ID R = R.T. B = R.T. & Q Q = Qvalue L = Largest A = All

-----  
120919S.M Tue Dec 10 10:01:55 2019

## Injection Log

Directory: C:\HPCHEM\1\DATA\051420

Line	Vial	FileName	Multiplier	SampleName	Misc Info	Injected
1	2	05142000.d	1.	cleaning		14 May 2020 15:47
2	3	05142001.d	1.	cleaning		14 May 2020 16:17
3	3	05142002.d	1.	GRO Window 051420		14 May 2020 16:46
4	4	05142003.d	1.	GRO Window 051420		14 May 2020 17:16
5	4	05142004.d	1.	cleaning		14 May 2020 17:46
6	3	05142005.d	1.	VOA8 CCB 051420	CCB SW_8015S-GRO	14 May 2020 18:16
7	23	05142006.d	1.	VOA8 40 ICAL 051420	ICAL7SW_8015S-GRO	14 May 2020 18:45
8	24	05142007.d	1.	VOA8 100 ICAL 051420	ICAL1SW_8015S-GRO	14 May 2020 19:15
9	25	05142008.d	1.	VOA8 500 ICAL 051420	ICAL2SW_8015S-GRO	14 May 2020 19:45
10	26	05142009.d	1.	VOA8 1000 ICAL 051420	ICAL3SW_8015S-GRO	14 May 2020 20:14
11	27	05142010.d	1.	VOA8 2000 ICAL 051420	ICAL4SW_8015S-GRO	14 May 2020 20:44
12	28	05142011.d	1.	VOA8 5000 ICAL 051420	ICAL5SW_8015S-GRO	14 May 2020 21:14
13	29	05142012.d	1.	VOA8 10000 ICAL 051420	ICAL6SW_8015S-GRO	14 May 2020 21:44
14	40	05142013.d	1.	RINSE	DO NOT USE	14 May 2020 22:13
15	30	05142014.d	1.	VOA8 ICV 051420	ICV SW_8015S-GRO	14 May 2020 22:43
16	30	05142015.d	1.	VOA8 LCS 051420	LCS SW_8015S-GRO	14 May 2020 23:13
17	31	05142016.d	1.	VOA8 LCSD 051420	LCSD SW_8015S-GRO	14 May 2020 23:43
18	32	05142017.d	1.	VOA8 RLVS 051420	RLVS SW_8015S-GRO	15 May 2020 00:13
19	3	05142018.d	1.	VOA8 MBLK 051420	MBLK SW_8015S-GRO	15 May 2020 00:43
20	34	05142019.d	1.	PT SAMPLE 100X	SAMP SW_8015S-GRO	15 May 2020 01:13
21	40	05142020.d	1.	RINSE	DO NOT USE	15 May 2020 01:42
22	35	05142021.d	1.	PT SAMPLE 50X	SAMP SW_8015S-GRO	15 May 2020 02:13
23	40	05142022.d	1.	RINSE	DO NOT USE	15 May 2020 02:43
24	30	05142023.d	1.	VOA8 CCVE 051420	CCVE SW_8015S-GRO	15 May 2020 03:12
25	40	05142024.d	1.	RINSE	DO NOT USE	15 May 2020 03:42
26	41	05142025.d	1.	RINSE	DO NOT USE	15 May 2020 04:12
27	42	05142026.d	1.	RINSE	DO NOT USE	15 May 2020 04:42
28	43	05142027.d	1.	RINSE	DO NOT USE	15 May 2020 05:12

Method : C:\HPCHEM\1\METHODS\2019\051420S.M (Chemstation Integrator)  
Title : GC-PT c6-10 SOIL  
Last Update : Fri May 15 09:54:41 2020

## Calibration Files

100 =05142007.D 500 =05142008.D 1000 =05142009.D  
2000 =05142010.D 5000 =05142011.D HIGH =05142012.D

	Compound	100	500	1000	2000	5000	HIGH	Avg		%RSD
1) H	GRO C6-C10	3.443	4.091	4.020	3.847	3.850	3.721	3.860	E2	5.87
2) S	1,2-DCB-d4 (Surroga	5.491	4.871	5.907	4.591	4.748	4.678	5.397	E2	19.30

(#) = Out of Range ### Number of calibration levels exceeded format ###

051420S.M Fri May 15 10:40:06 2020

Method : C:\HPCHEM\1\METHODS\2019\051420S.M (Chemstation Integrator)  
Title : GC-PT c6-10 SOIL  
Last Update : Fri May 15 09:54:41 2020  
Response via : Initial Calibration  
Total Cpnds : 2

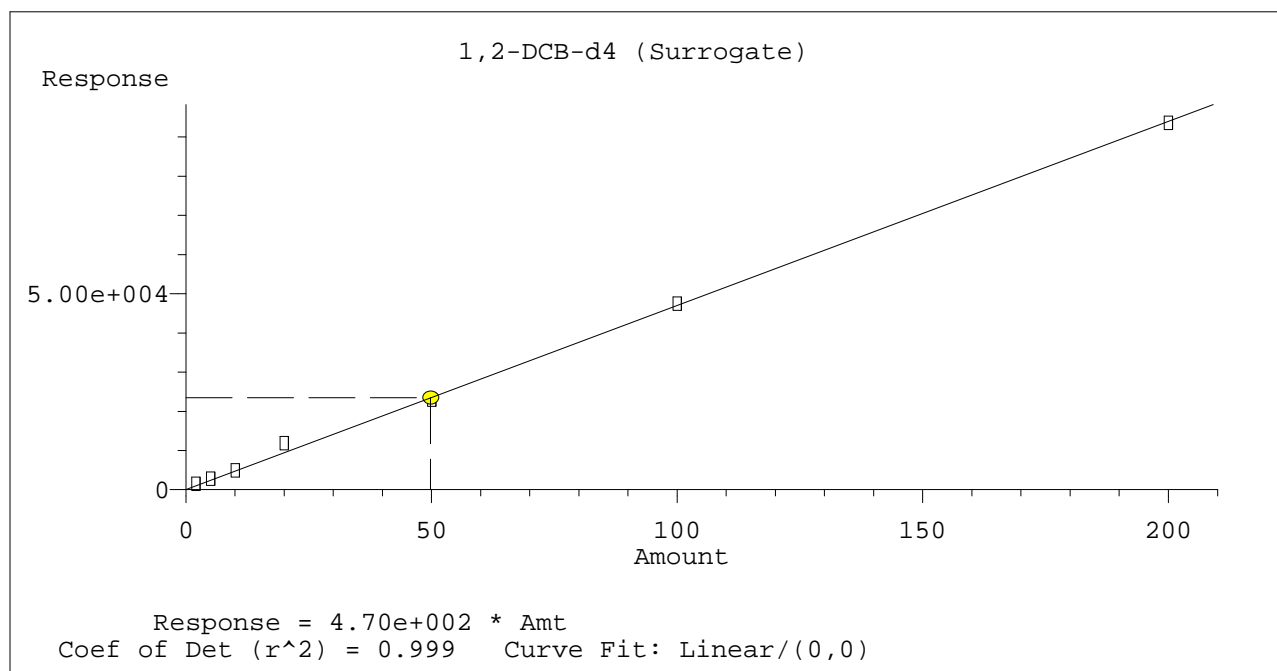
PK#	Type	Compound Name	Exp_RT	Rel_RT	Cal	A/H	ID
1	H	GRO C6-C10	8.46	1.000	A	A	R
2	S	1,2-DCB-d4 (Surrogate)	15.64	1.000	LO	A	B

Cal A = Average L = Linear LO = Linear w/origin Q = Quad QO = Quad w/origin

A/H = Area or Height

ID R = R.T. B = R.T. & Q Q = Qvalue L = Largest A = All

051420S.M Fri May 15 10:40:18 2020



Data File : C:\HPCHEM\1\DATA\051420\05142005.D Vial: 3  
Acq On : 14 May 2020 6:16 pm Operator: S MCQUINN  
Sample : VOA8 CCB 051420 Inst : voa8  
Misc : CCB SW\_8015S-GRO Multiplr: 1.00  
IntFile : GRO.E  
Quant Time: May 15 9:32 2020 Quant Results File: 051420S.RES

Quant Method : C:\HPCHEM\1...\051420S.M (Chemstation Integrator)  
Title : GC-PT c6-10 SOIL  
Last Update : Fri May 15 09:31:59 2020  
Response via : Initial Calibration  
DataAcq Meth : 051420S.M

Volume Inj. :  
Signal Phase :  
Signal Info :

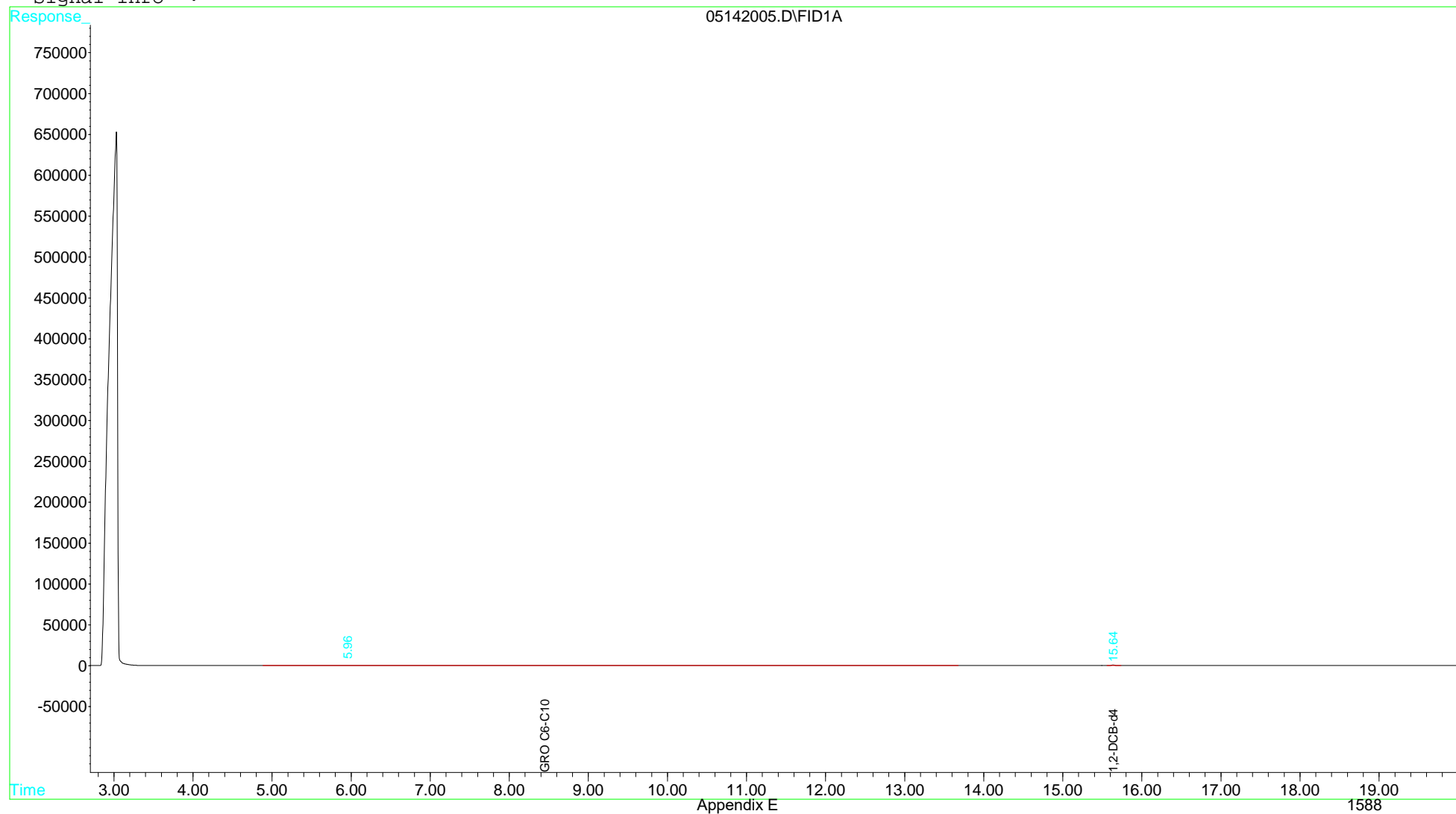
Compound	R.T.	Response	Conc Units
-----			
System Monitoring Compounds			
2) S 1,2-DCB-d4 (Surrogate)	15.64	22424	54.411 ug/KG
Target Compounds			
1) H GRO C6-C10	8.46	513	1.509 ug/KG

Data File : C:\HPCHEM\1\DATA\051420\05142005.D  
Acq On : 14 May 2020 6:16 pm  
Sample : VOA8 CCB 051420  
Misc : CCB SW\_8015S-GRO  
IntFile : GRO.E  
Quant Time: May 15 9:32 2020 Quant Results File: 051420S.RES

Vial: 3  
Operator: S MCQUINN  
Inst : voa8  
Multiplr: 1.00

Quant Method : C:\HPCHEM\1...\051420S.M (Chemstation Integrator)  
Title : GC-PT c6-10 SOIL  
Last Update : Fri May 15 09:31:59 2020  
Response via : Multiple Level Calibration  
DataAcq Meth : 051420S.M

Volume Inj. :  
Signal Phase :  
Signal Info :





Data File : C:\HPCHEM\1\DATA\051420\05142006.D Vial: 23  
Acq On : 14 May 2020 6:45 pm Operator: S MCQUINN  
Sample : VOA8 40 ICAL 051420 Inst : voa8  
Misc : ICAL7SW\_8015S-GRO Multiplr: 1.00  
IntFile : GRO.E  
Quant Time: May 15 9:54 2020 Quant Results File: 051420S.RES

Quant Method : C:\HPCHEM\1...\051420S.M (Chemstation Integrator)  
Title : GC-PT c6-10 SOIL  
Last Update : Fri May 15 09:31:59 2020  
Response via : Initial Calibration  
DataAcq Meth : 051420S.M

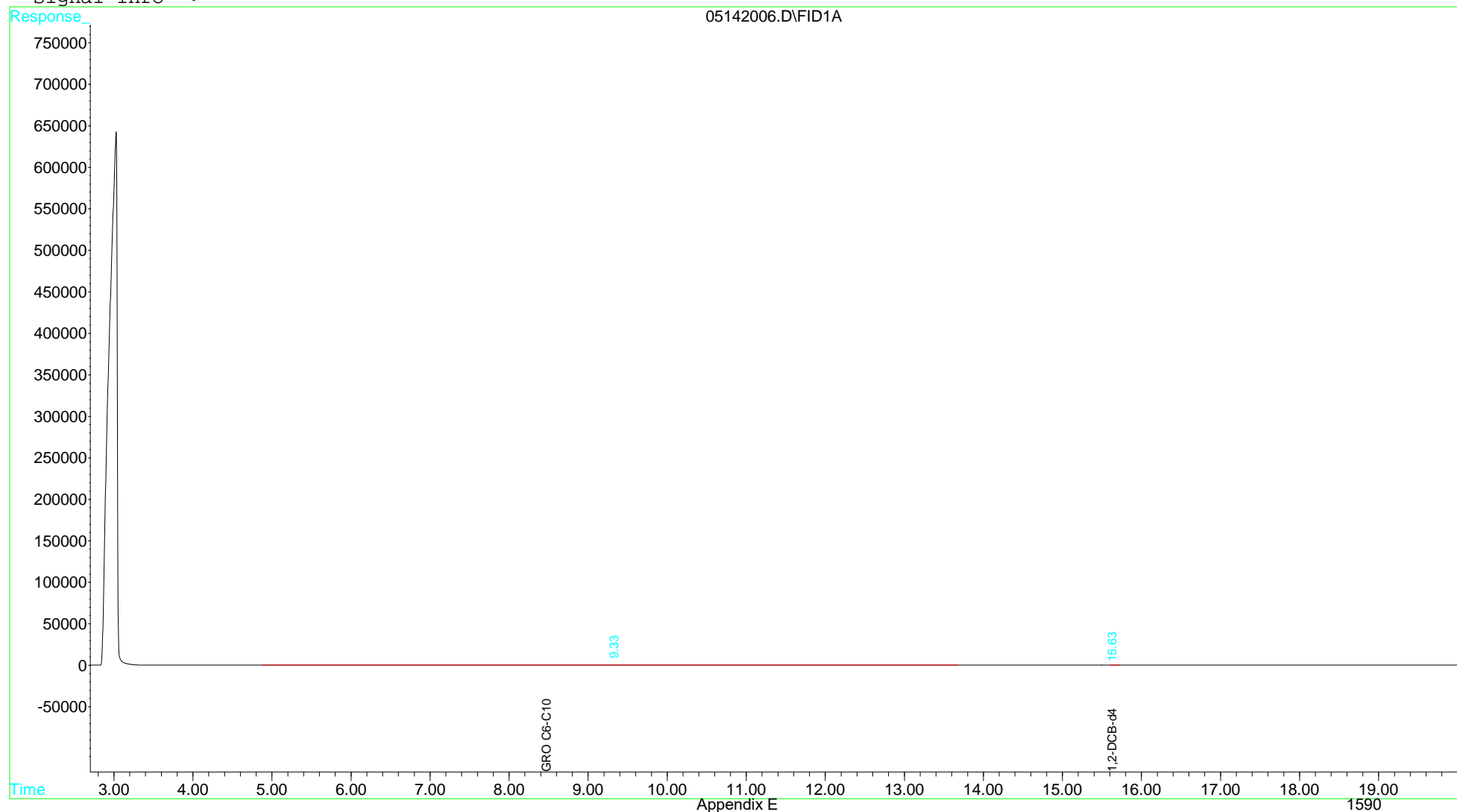
Volume Inj. :  
Signal Phase :  
Signal Info :

Compound	R.T.	Response	Conc Units
-----			
System Monitoring Compounds			
2) S 1,2-DCB-d4 (Surrogate)	15.63	1498	3.635 ug/KGm
Target Compounds			
1) H GRO C6-C10	8.46	16197	47.671 ug/KG

Data File : C:\HPCHEM\1\DATA\051420\05142006.D Vial: 23  
Acq On : 14 May 2020 6:45 pm Operator: S MCQUINN  
Sample : VOA8 40 ICAL 051420 Inst : voa8  
Misc : ICAL7SW\_8015S-GRO Multiplr: 1.00  
IntFile : GRO.E  
Quant Time: May 15 9:54 2020 Quant Results File: 051420S.RES

Quant Method : C:\HPCHEM\1...\051420S.M (Chemstation Integrator)  
Title : GC-PT c6-10 SOIL  
Last Update : Fri May 15 09:31:59 2020  
Response via : Multiple Level Calibration  
DataAcq Meth : 051420S.M

Volume Inj. :  
Signal Phase :  
Signal Info :



Data File : C:\HPCHEM\1\DATA\051420\05142007.D Vial: 24  
Acq On : 14 May 2020 7:15 pm Operator: S MCQUINN  
Sample : VOA8 100 ICAL 051420 Inst : voa8  
Misc : ICAL1SW\_8015S-GRO Multiplr: 1.00  
IntFile : GRO.E  
Quant Time: May 15 9:53 2020 Quant Results File: 051420S.RES

Quant Method : C:\HPCHEM\1...\051420S.M (Chemstation Integrator)  
Title : GC-PT c6-10 SOIL  
Last Update : Fri May 15 09:31:59 2020  
Response via : Initial Calibration  
DataAcq Meth : 051420S.M

Volume Inj. :  
Signal Phase :  
Signal Info :

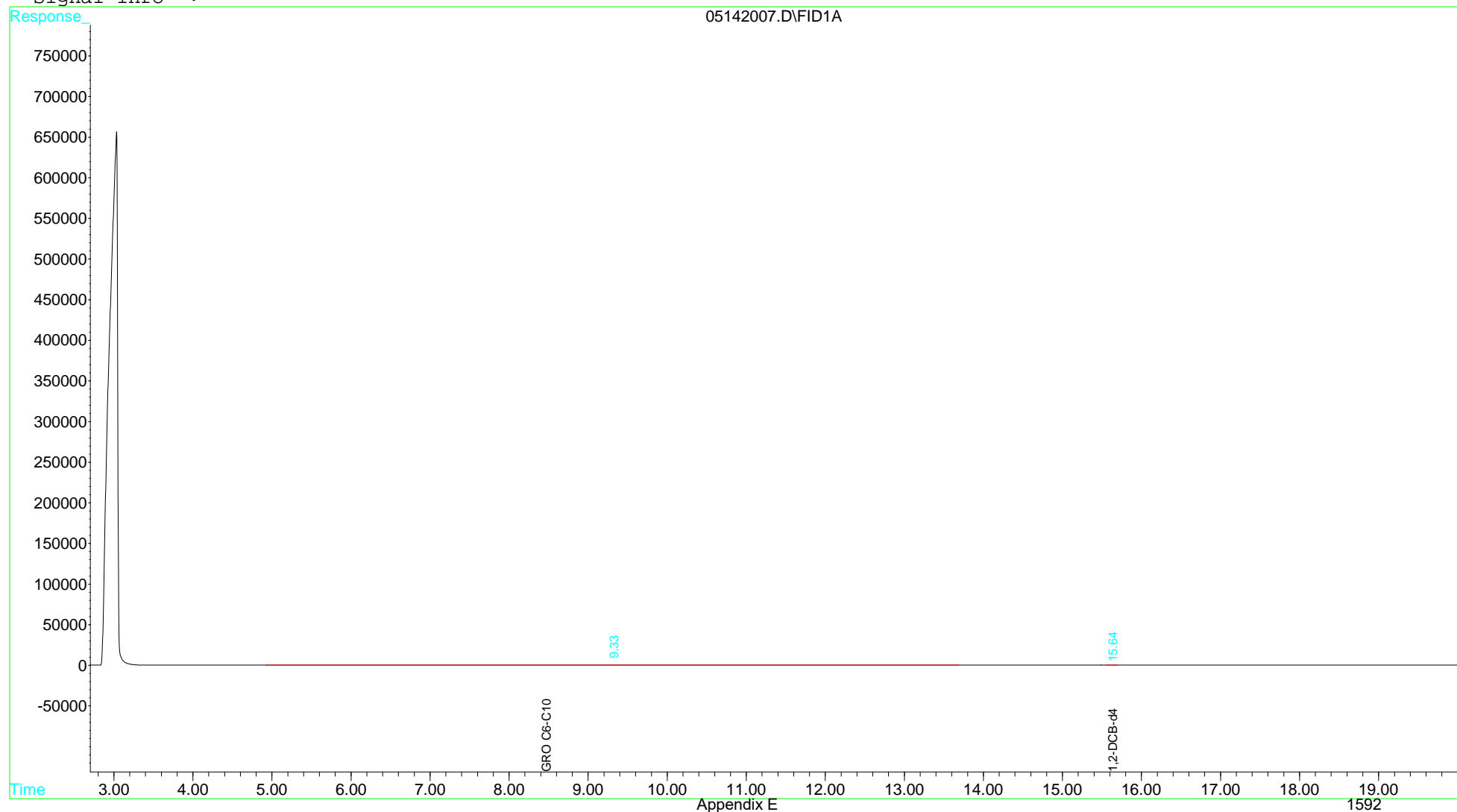
Compound	R.T.	Response	Conc Units
-----			
System Monitoring Compounds			
2) S 1,2-DCB-d4 (Surrogate)	15.64	2746	6.662 ug/KGm
Target Compounds			
1) H GRO C6-C10	8.46	34430	101.332 ug/KG

Data File : C:\HPCHEM\1\DATA\051420\05142007.D  
Acq On : 14 May 2020 7:15 pm  
Sample : VOA8 100 ICAL 051420  
Misc : ICAL1SW\_8015S-GRO  
IntFile : GRO.E  
Quant Time: May 15 9:53 2020 Quant Results File: 051420S.RES

Vial: 24  
Operator: S MCQUINN  
Inst : voa8  
Multiplr: 1.00

Quant Method : C:\HPCHEM\1...\051420S.M (Chemstation Integrator)  
Title : GC-PT c6-10 SOIL  
Last Update : Fri May 15 09:31:59 2020  
Response via : Multiple Level Calibration  
DataAcq Meth : 051420S.M

Volume Inj. :  
Signal Phase :  
Signal Info :



Data File : C:\HPCHEM\1\DATA\051420\05142008.D Vial: 25  
Acq On : 14 May 2020 7:45 pm Operator: S MCQUINN  
Sample : VOA8 500 ICAL 051420 Inst : voa8  
Misc : ICAL2SW\_8015S-GRO Multiplr: 1.00  
IntFile : GRO.E  
Quant Time: May 15 9:50 2020 Quant Results File: 051420S.RES

Quant Method : C:\HPCHEM\1...\051420S.M (Chemstation Integrator)  
Title : GC-PT c6-10 SOIL  
Last Update : Fri May 15 09:46:45 2020  
Response via : Initial Calibration  
DataAcq Meth : 051420S.M

Volume Inj. :  
Signal Phase :  
Signal Info :

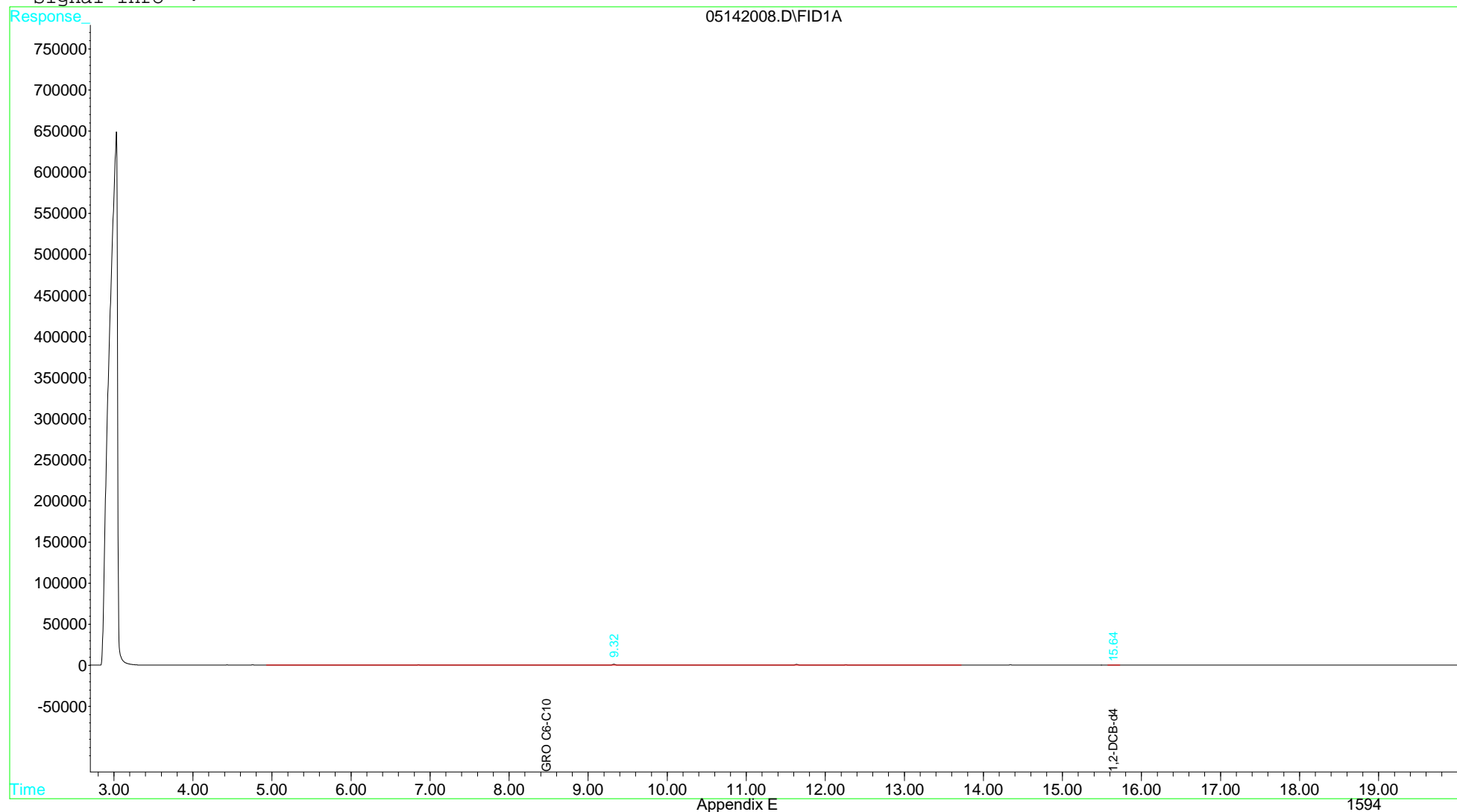
Compound	R.T.	Response	Conc Units
-----			
System Monitoring Compounds			
2) S 1,2-DCB-d4 (Surrogate)	15.64	4871	9.670 ug/KG
Target Compounds			
1) H GRO C6-C10	8.46	204533	553.658 ug/KG

Data File : C:\HPCHEM\1\DATA\051420\05142008.D  
Acq On : 14 May 2020 7:45 pm  
Sample : VOA8 500 ICAL 051420  
Misc : ICAL2SW\_8015S-GRO  
IntFile : GRO.E  
Quant Time: May 15 9:50 2020 Quant Results File: 051420S.RES

Vial: 25  
Operator: S MCQUINN  
Inst : voa8  
Multiplr: 1.00

Quant Method : C:\HPCHEM\1...\051420S.M (Chemstation Integrator)  
Title : GC-PT c6-10 SOIL  
Last Update : Fri May 15 09:46:45 2020  
Response via : Multiple Level Calibration  
DataAcq Meth : 051420S.M

Volume Inj. :  
Signal Phase :  
Signal Info :



Data File : C:\HPCHEM\1\DATA\051420\05142009.D Vial: 26  
Acq On : 14 May 2020 8:14 pm Operator: S MCQUINN  
Sample : VOA8 1000 ICAL 051420 Inst : voa8  
Misc : ICAL3SW\_8015S-GRO Multiplr: 1.00  
IntFile : GRO.E  
Quant Time: May 15 9:49 2020 Quant Results File: 051420S.RES

Quant Method : C:\HPCHEM\1...\051420S.M (Chemstation Integrator)  
Title : GC-PT c6-10 SOIL  
Last Update : Fri May 15 09:46:45 2020  
Response via : Initial Calibration  
DataAcq Meth : 051420S.M

Volume Inj. :  
Signal Phase :  
Signal Info :

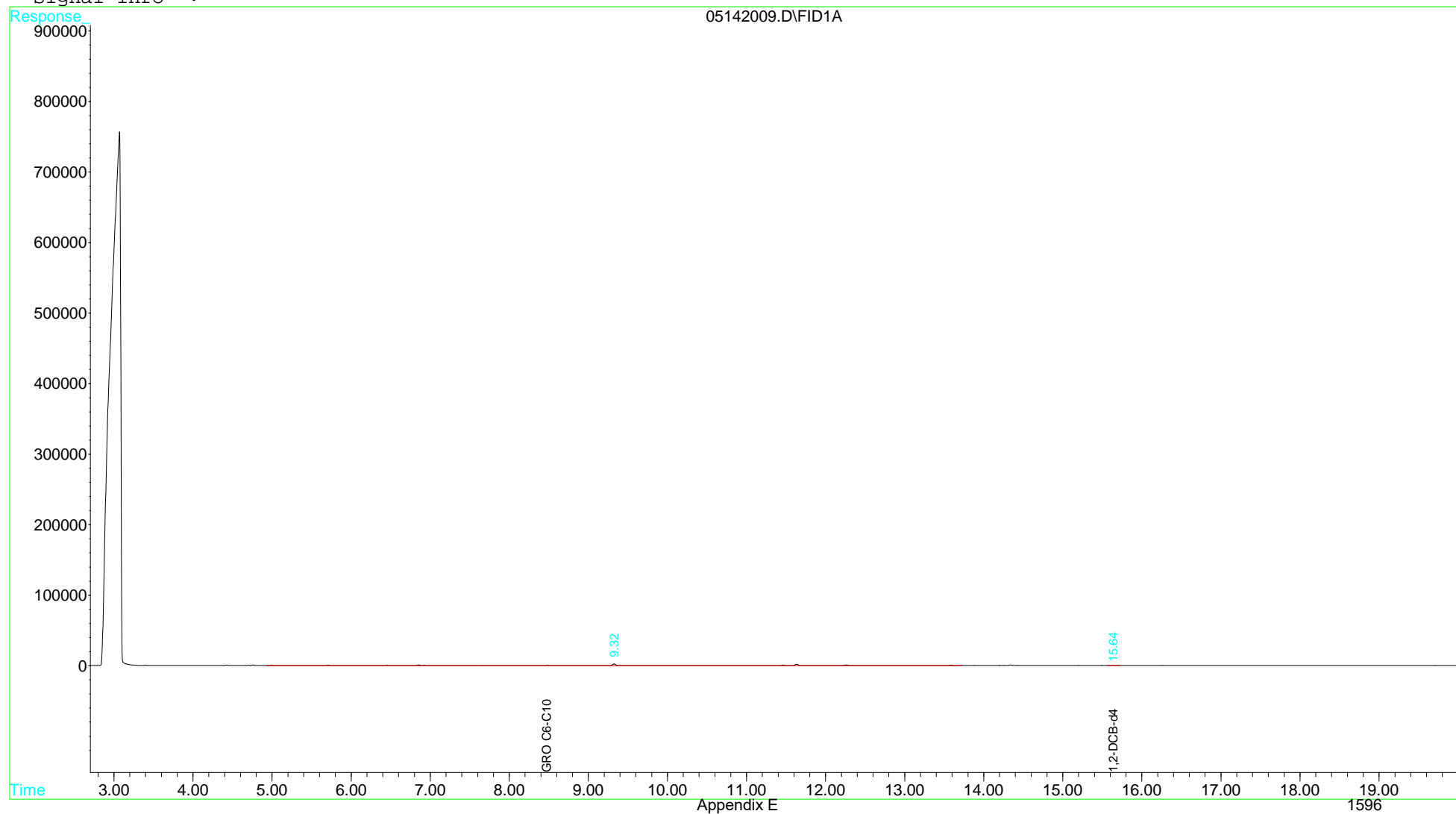
Compound	R.T.	Response	Conc Units
-----			
System Monitoring Compounds			
2) S 1,2-DCB-d4 (Surrogate)	15.64	11814	23.455 ug/KG
Target Compounds			
1) H GRO C6-C10	8.46	401978	1088.128 ug/KG

Data File : C:\HPCHEM\1\DATA\051420\05142009.D  
Acq On : 14 May 2020 8:14 pm  
Sample : VOA8 1000 ICAL 051420  
Misc : ICAL3SW\_8015S-GRO  
IntFile : GRO.E  
Quant Time: May 15 9:49 2020 Quant Results File: 051420S.RES

Vial: 26  
Operator: S MCQUINN  
Inst : voa8  
Multiplr: 1.00

Quant Method : C:\HPCHEM\1...\051420S.M (Chemstation Integrator)  
Title : GC-PT c6-10 SOIL  
Last Update : Fri May 15 09:46:45 2020  
Response via : Multiple Level Calibration  
DataAcq Meth : 051420S.M

Volume Inj. :  
Signal Phase :  
Signal Info :





Data File : C:\HPCHEM\1\DATA\051420\05142010.D Vial: 27  
Acq On : 14 May 2020 8:44 pm Operator: S MCQUINN  
Sample : VOA8 2000 ICAL 051420 Inst : voa8  
Misc : ICAL4SW\_8015S-GRO Multiplr: 1.00  
IntFile : GRO.E  
Quant Time: May 15 9:50 2020 Quant Results File: 051420S.RES

Quant Method : C:\HPCHEM\1...\051420S.M (Chemstation Integrator)  
Title : GC-PT c6-10 SOIL  
Last Update : Fri May 15 09:46:45 2020  
Response via : Initial Calibration  
DataAcq Meth : 051420S.M

Volume Inj. :  
Signal Phase :  
Signal Info :

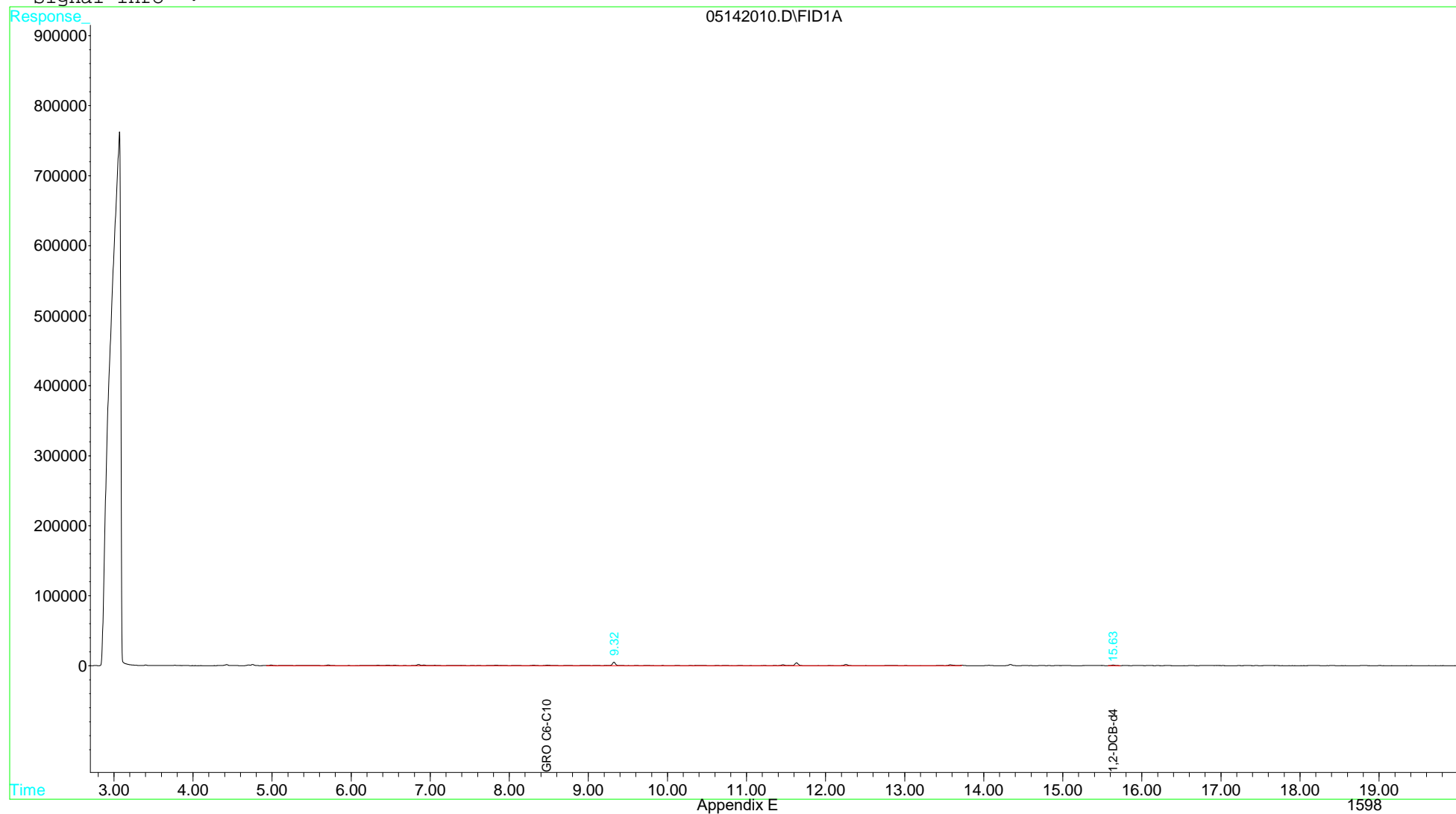
Compound	R.T.	Response	Conc Units
-----			
System Monitoring Compounds			
2) S 1,2-DCB-d4 (Surrogate)	15.64	22957	45.580 ug/KG
Target Compounds			
1) H GRO C6-C10	8.46	769449	2082.850 ug/KG

Data File : C:\HPCHEM\1\DATA\051420\05142010.D  
Acq On : 14 May 2020 8:44 pm  
Sample : VOA8 2000 ICAL 051420  
Misc : ICAL4SW\_8015S-GRO  
IntFile : GRO.E  
Quant Time: May 15 9:50 2020 Quant Results File: 051420S.RES

Vial: 27  
Operator: S MCQUINN  
Inst : voa8  
Multiplr: 1.00

Quant Method : C:\HPCHEM\1...\051420S.M (Chemstation Integrator)  
Title : GC-PT c6-10 SOIL  
Last Update : Fri May 15 09:46:45 2020  
Response via : Multiple Level Calibration  
DataAcq Meth : 051420S.M

Volume Inj. :  
Signal Phase :  
Signal Info :



Data File : C:\HPCHEM\1\DATA\051420\05142011.D Vial: 28  
Acq On : 14 May 2020 9:14 pm Operator: S MCQUINN  
Sample : VOA8 5000 ICAL 051420 Inst : voa8  
Misc : ICAL5SW\_8015S-GRO Multiplr: 1.00  
IntFile : GRO.E  
Quant Time: May 15 9:50 2020 Quant Results File: 051420S.RES

Quant Method : C:\HPCHEM\1...\051420S.M (Chemstation Integrator)  
Title : GC-PT c6-10 SOIL  
Last Update : Fri May 15 09:46:45 2020  
Response via : Initial Calibration  
DataAcq Meth : 051420S.M

Volume Inj. :  
Signal Phase :  
Signal Info :

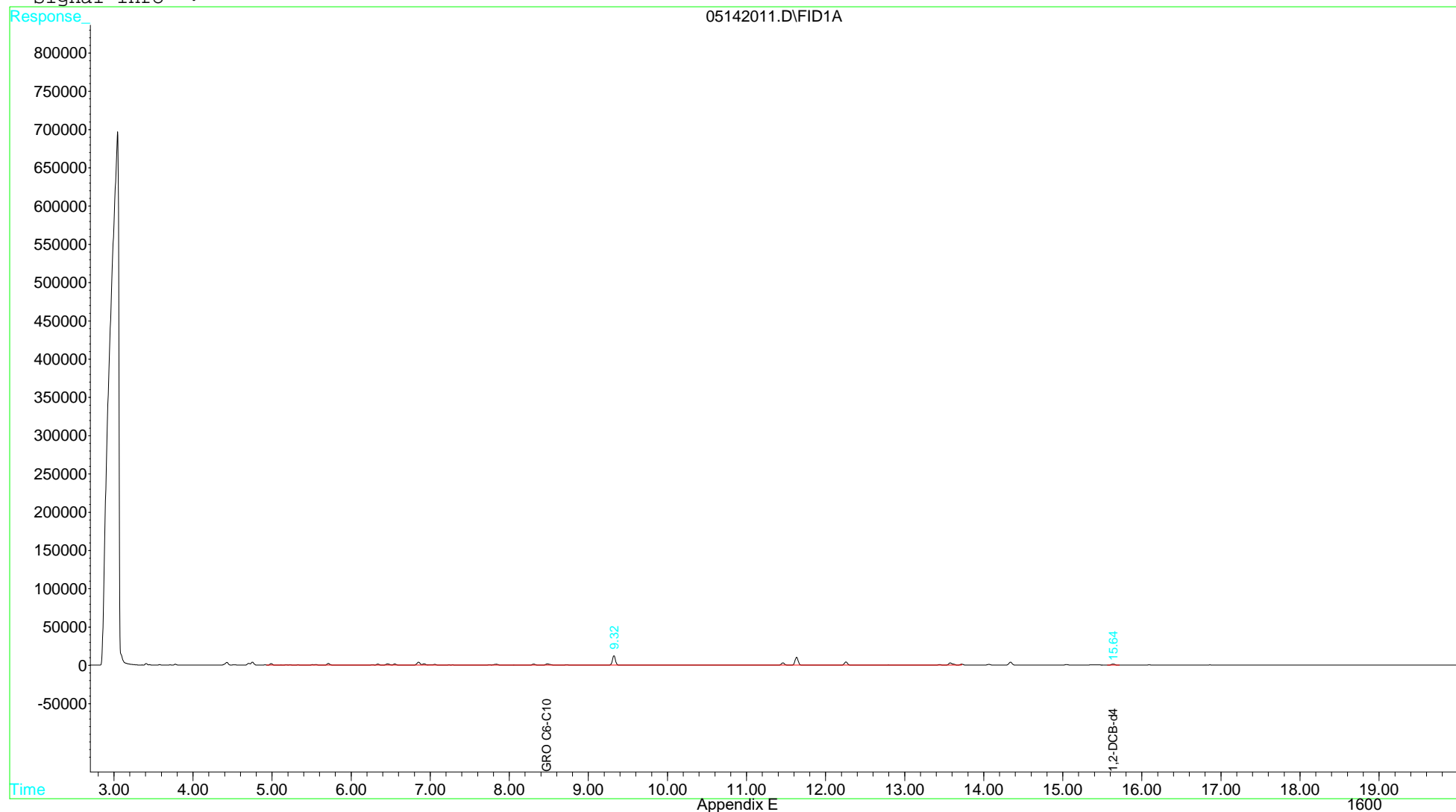
Compound	R.T.	Response	Conc Units
-----			
System Monitoring Compounds			
2) S 1,2-DCB-d4 (Surrogate)	15.64	47480	94.268 ug/KG
Target Compounds			
1) H GRO C6-C10	8.46	1924959	5210.742 ug/KG

Data File : C:\HPCHEM\1\DATA\051420\05142011.D  
Acq On : 14 May 2020 9:14 pm  
Sample : VOA8 5000 ICAL 051420  
Misc : ICAL5SW\_8015S-GRO  
IntFile : GRO.E  
Quant Time: May 15 9:50 2020 Quant Results File: 051420S.RES

Vial: 28  
Operator: S MCQUINN  
Inst : voa8  
Multiplr: 1.00

Quant Method : C:\HPCHEM\1...\051420S.M (Chemstation Integrator)  
Title : GC-PT c6-10 SOIL  
Last Update : Fri May 15 09:46:45 2020  
Response via : Multiple Level Calibration  
DataAcq Meth : 051420S.M

Volume Inj. :  
Signal Phase :  
Signal Info :



Data File : C:\HPCHEM\1\DATA\051420\05142012.D Vial: 29  
Acq On : 14 May 2020 9:44 pm Operator: S MCQUINN  
Sample : VOA8 10000 ICAL 051420 Inst : voa8  
Misc : ICAL6SW\_8015S-GRO Multiplr: 1.00  
IntFile : GRO.E  
Quant Time: May 15 9:50 2020 Quant Results File: 051420S.RES

Quant Method : C:\HPCHEM\1...\051420S.M (Chemstation Integrator)  
Title : GC-PT c6-10 SOIL  
Last Update : Fri May 15 09:46:45 2020  
Response via : Initial Calibration  
DataAcq Meth : 051420S.M

Volume Inj. :  
Signal Phase :  
Signal Info :

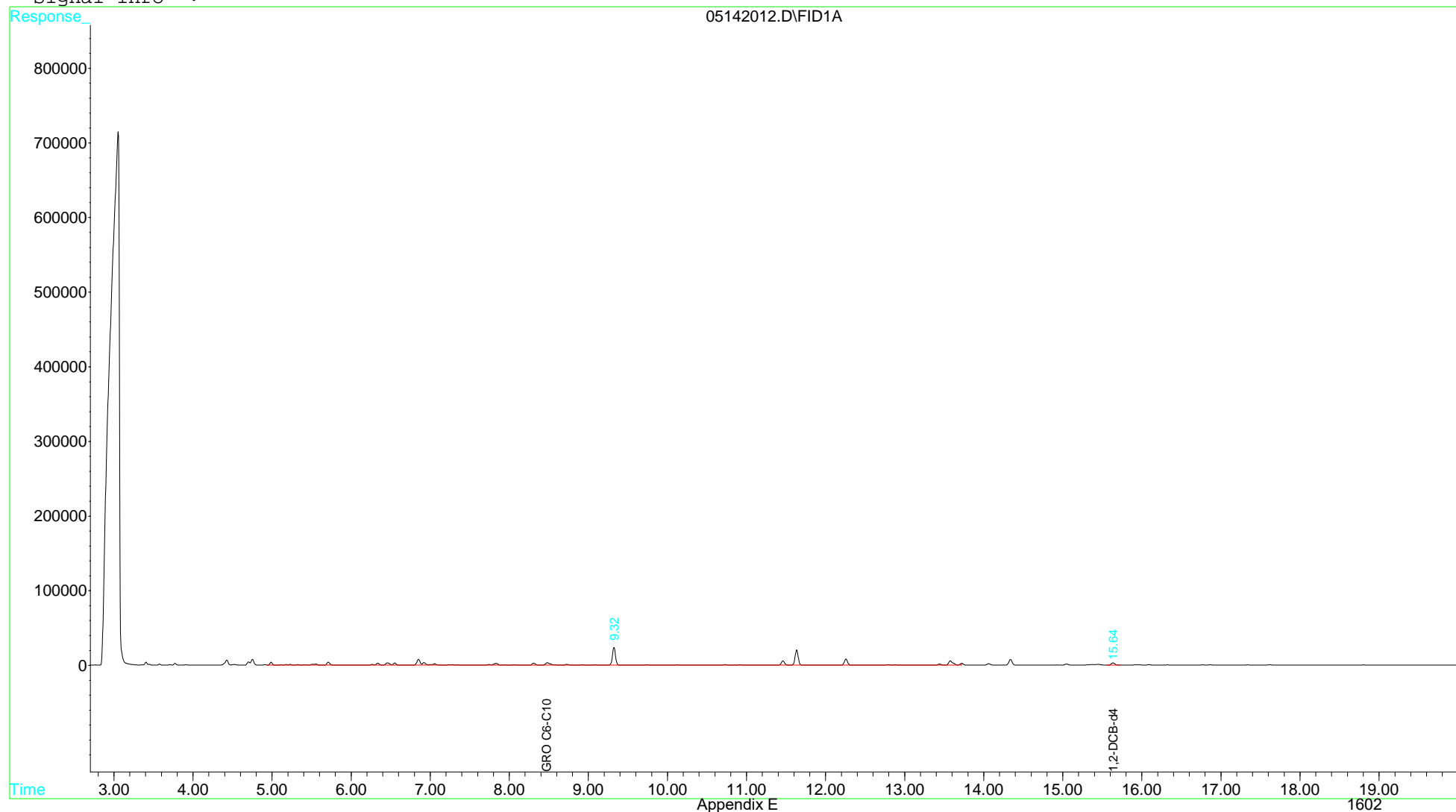
Compound	R.T.	Response	Conc Units
-----			
System Monitoring Compounds			
2) S 1,2-DCB-d4 (Surrogate)	15.64	93561	185.761 ug/KG
Target Compounds			
1) H GRO C6-C10	8.46	3720789	10071.941 ug/KG

Data File : C:\HPCHEM\1\DATA\051420\05142012.D  
Acq On : 14 May 2020 9:44 pm  
Sample : VOA8 10000 ICAL 051420  
Misc : ICAL6SW\_8015S-GRO  
IntFile : GRO.E  
Quant Time: May 15 9:50 2020 Quant Results File: 051420S.RES

Vial: 29  
Operator: S MCQUINN  
Inst : voa8  
Multiplr: 1.00

Quant Method : C:\HPCHEM\1...\051420S.M (Chemstation Integrator)  
Title : GC-PT c6-10 SOIL  
Last Update : Fri May 15 09:46:45 2020  
Response via : Multiple Level Calibration  
DataAcq Meth : 051420S.M

Volume Inj. :  
Signal Phase :  
Signal Info :



Data File : C:\HPCHEM\1\DATA\051420\05142014.D Vial: 30  
Acq On : 14 May 2020 10:43 pm Operator: S MCQUINN  
Sample : VOA8 ICV 051420 Inst : voa8  
Misc : ICV SW\_8015S-GRO Multiplr: 1.00  
IntFile : GRO.E

Method : C:\HPCHEM\1\METHODS\2019\051420S.M (Chemstation Integrator)  
Title : GC-PT c6-10 SOIL  
Last Update : Fri May 15 09:54:41 2020  
Response via : Multiple Level Calibration

Min. RRF : 0.000 Min. Rel. Area : 50% Max. R.T. Dev 0.50min  
Max. RRF Dev : 15% Max. Rel. Area : 150%

	Compound	Amount	Calc.	%Dev	Area%	Dev(min)
1 H	GRO C6-C10	2000.000	2336.956	-16.8#	117	0.00
2 S	1,2-DCB-d4 (Surrogate)	50.000	49.827	0.3	102	0.00

Data File : C:\HPCHEM\1\DATA\051420\05142014.D Vial: 30  
Acq On : 14 May 2020 10:43 pm Operator: S MCQUINN  
Sample : VOA8 ICV 051420 Inst : voa8  
Misc : ICV SW\_8015S-GRO Multiplr: 1.00  
IntFile : GRO.E

Method : C:\HPCHEM\1\METHODS\2019\051420S.M (Chemstation Integrator)  
Title : GC-PT c6-10 SOIL  
Last Update : Fri May 15 09:54:41 2020  
Response via : Multiple Level Calibration

Min. RRF : 0.000 Min. Rel. Area : 50% Max. R.T. Dev 0.50min  
Max. RRF Dev : 15% Max. Rel. Area : 150%

Compound	Amount	Calc.	%Dev	Area%	Dev(min)
----------	--------	-------	------	-------	----------



Data File : C:\HPCHEM\1\DATA\051420\05142014.D Vial: 30  
Acq On : 14 May 2020 10:43 pm Operator: S MCQUINN  
Sample : VOA8 ICV 051420 Inst : voa8  
Misc : ICV SW\_8015S-GRO Multiplr: 1.00  
IntFile : GRO.E  
Quant Time: May 15 9:55 2020 Quant Results File: 051420S.RES

Quant Method : C:\HPCHEM\1...\051420S.M (Chemstation Integrator)  
Title : GC-PT c6-10 SOIL  
Last Update : Fri May 15 09:54:41 2020  
Response via : Initial Calibration  
DataAcq Meth : 051420S.M

Volume Inj. :  
Signal Phase :  
Signal Info :

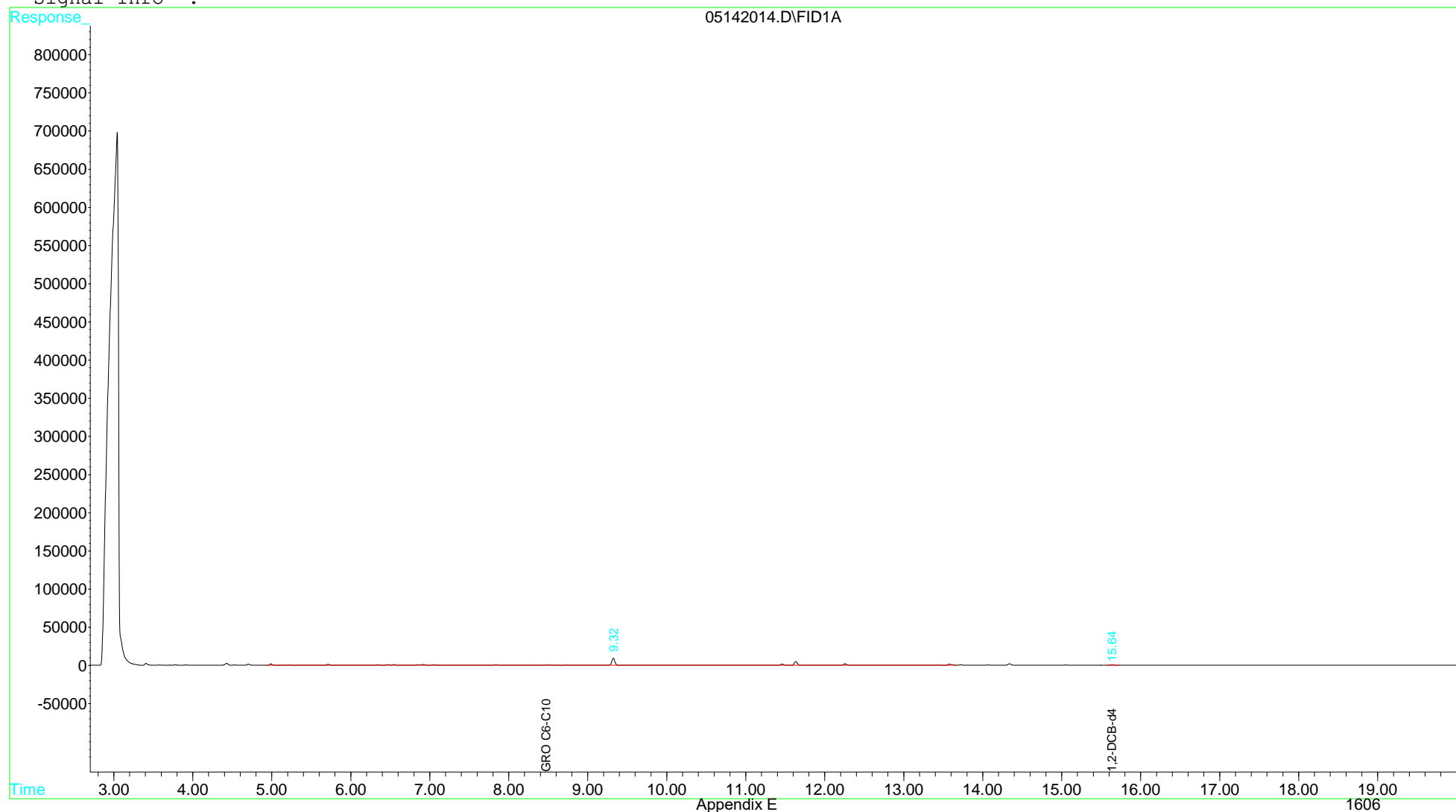
Compound	R.T.	Response	Conc Units
-----			
System Monitoring Compounds			
2) S 1,2-DCB-d4 (Surrogate)	15.64	23406	49.827 ug/KG
Target Compounds			
1) H GRO C6-C10	8.46	902087	2336.956 ug/KG

Data File : C:\HPCHEM\1\DATA\051420\05142014.D  
Acq On : 14 May 2020 10:43 pm  
Sample : VOA8 ICV 051420  
Misc : ICV SW\_8015S-GRO  
IntFile : GRO.E  
Quant Time: May 15 9:55 2020 Quant Results File: 051420S.RES

Vial: 30  
Operator: S MCQUINN  
Inst : voa8  
Multiplr: 1.00

Quant Method : C:\HPCHEM\1...\051420S.M (Chemstation Integrator)  
Title : GC-PT c6-10 SOIL  
Last Update : Fri May 15 09:54:41 2020  
Response via : Multiple Level Calibration  
DataAcq Meth : 051420S.M

Volume Inj. :  
Signal Phase :  
Signal Info :



## Form I

CLIENT SAMPLE NO.

TAFBS-S-50

Lab Name: RTI Laboratories, Inc. Contract:Lab Code: GLEN01 ClientID: USA17 SAS No.: SDG No.: 2006481Matrix: Soil Lab Sample ID: 2006481-001ASample wt/vol: 0.03007Kg Lab File ID: 07092027.DLevel: (low/med) LOW Date Collected: 6/23/2020 8:24 AM% Moisture: 8.0332 Date Received: 6/24/2020 9:49 AMExtract Volume: 1000(ul) Date Analyzed: 7/9/2020 11:26 PMSeq Number: 2313875 Dilution Factor: 1.00GC Column: Rtx-5 Batch ID: 51991Column ID: Rtx-5 cat10255(mm)

CAS NO.	COMPOUND	CONC. UNITS: µg/Kg-dry	Q	DL	LOD	LOQ
DRO	Diesel Range Organics C10-C28	720	UQ	660	720	1800

SW8015B

## Form I

CLIENT SAMPLE NO.

TAFBS-S-49

Lab Name: RTI Laboratories, Inc. Contract:Lab Code: GLEN01 ClientID: USA17 SAS No.: SDG No.: 2006481Matrix: Soil Lab Sample ID: 2006481-002ASample wt/vol: 0.03009Kg Lab File ID: 07092028.DLevel: (low/med) LOW Date Collected: 6/23/2020 8:29 AM% Moisture: 6.0896 Date Received: 6/24/2020 9:49 AMExtract Volume: 1000(ul) Date Analyzed: 7/9/2020 11:53 PMSeq Number: 2313876 Dilution Factor: 1.00GC Column: Rtx-5 Batch ID: 51991Column ID: Rtx-5 cat10255(mm)

CAS NO.	COMPOUND	CONC. UNITS: µg/Kg-dry	Q	DL	LOD	LOQ
DRO	Diesel Range Organics C10-C28	710	UQ	640	710	1800

SW8015B

## Form I

CLIENT SAMPLE NO.

TAFBS-S-48

Lab Name: RTI Laboratories, Inc. Contract:Lab Code: GLEN01 ClientID: USA17 SAS No.: SDG No.: 2006481Matrix: Soil Lab Sample ID: 2006481-003ASample wt/vol: 0.03004Kg Lab File ID: 07092029.DLevel: (low/med) LOW Date Collected: 6/23/2020 8:36 AM% Moisture: 5.912 Date Received: 6/24/2020 9:49 AMExtract Volume: 1000(ul) Date Analyzed: 7/10/2020 12:21 AMSeq Number: 2313877 Dilution Factor: 1.00GC Column: Rtx-5 Batch ID: 51991Column ID: Rtx-5 cat10255(mm)

CAS NO.	COMPOUND	CONC. UNITS: µg/Kg-dry	Q	DL	LOD	LOQ
DRO	Diesel Range Organics C10-C28	710	UQ	640	710	1800

SW8015B

## Form I

CLIENT SAMPLE NO.

TAFBS-S-47

Lab Name: RTI Laboratories, Inc. Contract:Lab Code: GLEN01 ClientID: USA17 SAS No.: SDG No.: 2006481Matrix: Soil Lab Sample ID: 2006481-004ASample wt/vol: 0.0301Kg Lab File ID: 07092030.DLevel: (low/med) LOW Date Collected: 6/23/2020 8:42 AM% Moisture: 5.1823 Date Received: 6/24/2020 9:49 AMExtract Volume: 1000(ul) Date Analyzed: 7/10/2020 12:48 AMSeq Number: 2313878 Dilution Factor: 1.00GC Column: Rtx-5 Batch ID: 51991Column ID: Rtx-5 cat10255(mm)

CAS NO.	COMPOUND	CONC. UNITS: µg/Kg-dry	Q	DL	LOD	LOQ
DRO	Diesel Range Organics C10-C28	700	UQ	640	700	1800

SW8015B

## Form I

CLIENT SAMPLE NO.

TAFBS-S-46

Lab Name: RTI Laboratories, Inc. Contract:Lab Code: GLEN01 ClientID: USA17 SAS No.: SDG No.: 2006481Matrix: Soil Lab Sample ID: 2006481-005ASample wt/vol: 0.03001Kg Lab File ID: 07092031.DLevel: (low/med) LOW Date Collected: 6/23/2020 8:47 AM% Moisture: 6.2422 Date Received: 6/24/2020 9:49 AMExtract Volume: 1000(ul) Date Analyzed: 7/10/2020 1:16 AMSeq Number: 2313879 Dilution Factor: 1.00GC Column: Rtx-5 Batch ID: 51991Column ID: Rtx-5 cat10255(mm)

CAS NO.	COMPOUND	CONC. UNITS: µg/Kg-dry	Q	DL	LOD	LOQ
DRO	Diesel Range Organics C10-C28	710	UQ	650	710	1800

SW8015B

## Form I

CLIENT SAMPLE NO.

TAFBS-S-45

Lab Name: RTI Laboratories, Inc. Contract:Lab Code: GLEN01 ClientID: USA17 SAS No.: SDG No.: 2006481Matrix: Soil Lab Sample ID: 2006481-006ASample wt/vol: 0.03005Kg Lab File ID: 07092032.DLevel: (low/med) LOW Date Collected: 6/23/2020 8:52 AM% Moisture: 3.8765 Date Received: 6/24/2020 9:49 AMExtract Volume: 1000(ul) Date Analyzed: 7/10/2020 1:43 AMSeq Number: 2313880 Dilution Factor: 1.00GC Column: Rtx-5 Batch ID: 51991Column ID: Rtx-5 cat10255(mm)

CAS NO.	COMPOUND	CONC. UNITS: µg/Kg-dry	Q	DL	LOD	LOQ
DRO	Diesel Range Organics C10-C28	690	UQ	630	690	1700

SW8015B



## Form I

CLIENT SAMPLE NO.

TAFBS-S-44

Lab Name: RTI Laboratories, Inc. Contract:Lab Code: GLEN01 ClientID: USA17 SAS No.: SDG No.: 2006481Matrix: Soil Lab Sample ID: 2006481-007ASample wt/vol: 0.03007Kg Lab File ID: 07102034.DLevel: (low/med) LOW Date Collected: 6/23/2020 8:59 AM% Moisture: 5.0935 Date Received: 6/24/2020 9:49 AMExtract Volume: 5000(ul) Date Analyzed: 7/11/2020 3:37 AMSeq Number: 2314599 Dilution Factor: 1.00GC Column: Rtx-5 Batch ID: 51998Column ID: Rtx-5 cat10255(mm)

CAS NO.	COMPOUND	CONC. UNITS: µg/Kg-dry	Q	DL	LOD	LOQ
DRO	Diesel Range Organics C10-C28	69000		3200	3500	8800

SW8015B

## Form I

CLIENT SAMPLE NO.

TAFBS-S-43

Lab Name: RTI Laboratories, Inc. Contract:Lab Code: GLEN01 ClientID: USA17 SAS No.: SDG No.: 2006481Matrix: Soil Lab Sample ID: 2006481-008ASample wt/vol: 0.03009Kg Lab File ID: 07102010.DLevel: (low/med) LOW Date Collected: 6/23/2020 9:06 AM% Moisture: 6.3352 Date Received: 6/24/2020 9:49 AMExtract Volume: 1000(ul) Date Analyzed: 7/10/2020 4:36 PMSeq Number: 2314575 Dilution Factor: 1.00GC Column: Rtx-5 Batch ID: 51998Column ID: Rtx-5 cat10255(mm)

CAS NO.	COMPOUND	CONC. UNITS: µg/Kg-dry	Q	DL	LOD	LOQ
DRO	Diesel Range Organics C10-C28	710	U	640	710	1800

SW8015B

## Form I

CLIENT SAMPLE NO.

TAFBS-S-42

Lab Name: RTI Laboratories, Inc. Contract:Lab Code: GLEN01 ClientID: USA17 SAS No.: SDG No.: 2006481Matrix: Soil Lab Sample ID: 2006481-009ASample wt/vol: 0.03006Kg Lab File ID: 07102011.DLevel: (low/med) LOW Date Collected: 6/23/2020 9:11 AM% Moisture: 7.4542 Date Received: 6/24/2020 9:49 AMExtract Volume: 1000(ul) Date Analyzed: 7/10/2020 5:04 PMSeq Number: 2314576 Dilution Factor: 1.00GC Column: Rtx-5 Batch ID: 51998Column ID: Rtx-5 cat10255(mm)

CAS NO.	COMPOUND	CONC. UNITS: µg/Kg-dry	Q	DL	LOD	LOQ
DRO	Diesel Range Organics C10-C28	720	U	650	720	1800

SW8015B

## Form I

CLIENT SAMPLE NO.

TAFBS-S-41

Lab Name: RTI Laboratories, Inc. Contract:Lab Code: GLEN01 ClientID: USA17 SAS No.: SDG No.: 2006481Matrix: Soil Lab Sample ID: 2006481-010ASample wt/vol: 0.03008Kg Lab File ID: 07102012.DLevel: (low/med) LOW Date Collected: 6/23/2020 9:19 AM% Moisture: 3.819 Date Received: 6/24/2020 9:49 AMExtract Volume: 1000(ul) Date Analyzed: 7/10/2020 5:31 PMSeq Number: 2314577 Dilution Factor: 1.00GC Column: Rtx-5 Batch ID: 51998Column ID: Rtx-5 cat10255(mm)CAS NO. COMPOUND CONC. UNITS:  $\mu\text{g/Kg-dry}$  Q DL LOD LOQ

DRO	Diesel Range Organics C10-C28	690	U	630	690	1700
-----	-------------------------------	-----	---	-----	-----	------

SW8015B

## Form I

CLIENT SAMPLE NO.

TAFBS-S-40

Lab Name: RTI Laboratories, Inc. Contract:Lab Code: GLEN01 ClientID: USA17 SAS No.: SDG No.: 2006481Matrix: Soil Lab Sample ID: 2006481-011ASample wt/vol: 0.03008Kg Lab File ID: 07102013.DLevel: (low/med) LOW Date Collected: 6/23/2020 9:25 AM% Moisture: 4.3503 Date Received: 6/24/2020 9:49 AMExtract Volume: 1000(ul) Date Analyzed: 7/10/2020 5:59 PMSeq Number: 2314578 Dilution Factor: 1.00GC Column: Rtx-5 Batch ID: 51998Column ID: Rtx-5 cat10255(mm)

CAS NO.	COMPOUND	CONC. UNITS: µg/Kg-dry	Q	DL	LOD	LOQ
DRO	Diesel Range Organics C10-C28	700	U	630	700	1700

SW8015B

## Form I

CLIENT SAMPLE NO.

TAFBS-S-39

Lab Name: RTI Laboratories, Inc. Contract:Lab Code: GLEN01 ClientID: USA17 SAS No.: SDG No.: 2006481Matrix: Soil Lab Sample ID: 2006481-012ASample wt/vol: 0.03003Kg Lab File ID: 07102014.DLevel: (low/med) LOW Date Collected: 6/23/2020 9:35 AM% Moisture: 8.2661 Date Received: 6/24/2020 9:49 AMExtract Volume: 1000(ul) Date Analyzed: 7/10/2020 6:27 PMSeq Number: 2314579 Dilution Factor: 1.00GC Column: Rtx-5 Batch ID: 51998Column ID: Rtx-5 cat10255(mm)

CAS NO.	COMPOUND	CONC. UNITS: µg/Kg-dry	Q	DL	LOD	LOQ
DRO	Diesel Range Organics C10-C28	730	U	660	730	1800

SW8015B

## Form I

CLIENT SAMPLE NO.

TAFBS-S-38

Lab Name: RTI Laboratories, Inc. Contract:Lab Code: GLEN01 ClientID: USA17 SAS No.: SDG No.: 2006481Matrix: Soil Lab Sample ID: 2006481-013ASample wt/vol: 0.03005Kg Lab File ID: 07102015.DLevel: (low/med) LOW Date Collected: 6/23/2020 9:42 AM% Moisture: 6.448 Date Received: 6/24/2020 9:49 AMExtract Volume: 1000(ul) Date Analyzed: 7/10/2020 6:54 PMSeq Number: 2314580 Dilution Factor: 1.00GC Column: Rtx-5 Batch ID: 51998Column ID: Rtx-5 cat10255(mm)CAS NO. COMPOUND CONC. UNITS:  $\mu\text{g/Kg-dry}$  Q DL LOD LOQ

DRO	Diesel Range Organics C10-C28	12000		650	710	1800
-----	-------------------------------	-------	--	-----	-----	------

SW8015B

## Form I

CLIENT SAMPLE NO.

TAFBS-S-37

Lab Name: RTI Laboratories, Inc. Contract:Lab Code: GLEN01 ClientID: USA17 SAS No.: SDG No.: 2006481Matrix: Soil Lab Sample ID: 2006481-014ASample wt/vol: 0.03008Kg Lab File ID: 07102016.DLevel: (low/med) LOW Date Collected: 6/23/2020 9:49 AM% Moisture: 4.1949 Date Received: 6/24/2020 9:49 AMExtract Volume: 1000(ul) Date Analyzed: 7/10/2020 7:22 PMSeq Number: 2314581 Dilution Factor: 1.00GC Column: Rtx-5 Batch ID: 51998Column ID: Rtx-5 cat10255(mm)

CAS NO.	COMPOUND	CONC. UNITS: µg/Kg-dry	Q	DL	LOD	LOQ
DRO	Diesel Range Organics C10-C28	12000		630	690	1700

SW8015B



## Form I

CLIENT SAMPLE NO.

TAFBS-S-36

Lab Name: RTI Laboratories, Inc. Contract:Lab Code: GLEN01 ClientID: USA17 SAS No.: SDG No.: 2006481Matrix: Soil Lab Sample ID: 2006481-015ASample wt/vol: 0.03005Kg Lab File ID: 07102017.DLevel: (low/med) LOW Date Collected: 6/23/2020 9:55 AM% Moisture: 4.8645 Date Received: 6/24/2020 9:49 AMExtract Volume: 1000(ul) Date Analyzed: 7/10/2020 7:49 PMSeq Number: 2314582 Dilution Factor: 1.00GC Column: Rtx-5 Batch ID: 51998Column ID: Rtx-5 cat10255(mm)

CAS NO.	COMPOUND	CONC. UNITS: µg/Kg-dry	Q	DL	LOD	LOQ
DRO	Diesel Range Organics C10-C28	700	U	640	700	1700

SW8015B

## Form I

CLIENT SAMPLE NO.

TAFBS-S-35

Lab Name: RTI Laboratories, Inc. Contract:Lab Code: GLEN01 ClientID: USA17 SAS No.: SDG No.: 2006481Matrix: Soil Lab Sample ID: 2006481-016ASample wt/vol: 0.03002Kg Lab File ID: 07102018.DLevel: (low/med) LOW Date Collected: 6/23/2020 10:03 AM% Moisture: 10.0248 Date Received: 6/24/2020 9:49 AMExtract Volume: 1000(ul) Date Analyzed: 7/10/2020 8:17 PMSeq Number: 2314583 Dilution Factor: 1.00GC Column: Rtx-5 Batch ID: 51998Column ID: Rtx-5 cat10255(mm)

CAS NO.	COMPOUND	CONC. UNITS: µg/Kg-dry	Q	DL	LOD	LOQ
DRO	Diesel Range Organics C10-C28	740	U	670	740	1900

SW8015B

## Form I

CLIENT SAMPLE NO.

TAFBS-S-34

Lab Name: RTI Laboratories, Inc. Contract:Lab Code: GLEN01 ClientID: USA17 SAS No.: SDG No.: 2006481Matrix: Soil Lab Sample ID: 2006481-017ASample wt/vol: 0.03003Kg Lab File ID: 07102019.DLevel: (low/med) LOW Date Collected: 6/23/2020 11:29 AM% Moisture: 5.2743 Date Received: 6/24/2020 9:49 AMExtract Volume: 1000(ul) Date Analyzed: 7/10/2020 8:45 PMSeq Number: 2314584 Dilution Factor: 1.00GC Column: Rtx-5 Batch ID: 51998Column ID: Rtx-5 cat10255(mm)CAS NO. COMPOUND CONC. UNITS:  $\mu\text{g/Kg-dry}$  Q DL LOD LOQ

DRO	Diesel Range Organics C10-C28	700	U	640	700	1800
-----	-------------------------------	-----	---	-----	-----	------

SW8015B

## Form I

CLIENT SAMPLE NO.

TAFBS-S-33

Lab Name: RTI Laboratories, Inc. Contract:Lab Code: GLEN01 ClientID: USA17 SAS No.: SDG No.: 2006481Matrix: Soil Lab Sample ID: 2006481-018ASample wt/vol: 0.03001Kg Lab File ID: 07272038.DLevel: (low/med) LOW Date Collected: 6/23/2020 11:37 AM% Moisture: 4.2857 Date Received: 6/24/2020 9:49 AMExtract Volume: 1000(ul) Date Analyzed: 7/28/2020 8:23 AMSeq Number: 2320060 Dilution Factor: 1.00GC Column: Rtx-5 Batch ID: 52102Column ID: Rtx-5 cat10255(mm)

CAS NO.	COMPOUND	CONC.	UNITS: µg/Kg-dry	Q	DL	LOD	LOQ
DRO	Diesel Range Organics C10-C28	18000	QH	630	700	1700	

SW8015B

## Form I

CLIENT SAMPLE NO.

TAFBS-S-32

Lab Name: RTI Laboratories, Inc. Contract:Lab Code: GLEN01 ClientID: USA17 SAS No.: SDG No.: 2006481Matrix: Soil Lab Sample ID: 2006481-019ASample wt/vol: 0.03008Kg Lab File ID: 07102024.DLevel: (low/med) LOW Date Collected: 6/23/2020 11:46 AM% Moisture: 7.8571 Date Received: 6/24/2020 9:49 AMExtract Volume: 1000(ul) Date Analyzed: 7/10/2020 11:02 PMSeq Number: 2314589 Dilution Factor: 1.00GC Column: Rtx-5 Batch ID: 51998Column ID: Rtx-5 cat10255(mm)

CAS NO.	COMPOUND	CONC. UNITS: µg/Kg-dry	Q	DL	LOD	LOQ
DRO	Diesel Range Organics C10-C28	720	U	660	720	1800

SW8015B

## Form I

CLIENT SAMPLE NO.

TAFBS-S-31

Lab Name: RTI Laboratories, Inc. Contract:Lab Code: GLEN01 ClientID: USA17 SAS No.: SDG No.: 2006481Matrix: Soil Lab Sample ID: 2006481-020ASample wt/vol: 0.03003Kg Lab File ID: 07102025.DLevel: (low/med) LOW Date Collected: 6/23/2020 11:54 AM% Moisture: 7.8035 Date Received: 6/24/2020 9:49 AMExtract Volume: 1000(ul) Date Analyzed: 7/10/2020 11:30 PMSeq Number: 2314590 Dilution Factor: 1.00GC Column: Rtx-5 Batch ID: 51998Column ID: Rtx-5 cat10255(mm)

CAS NO.	COMPOUND	CONC. UNITS: µg/Kg-dry	Q	DL	LOD	LOQ
DRO	Diesel Range Organics C10-C28	720	U	660	720	1800

SW8015B

## Form I

CLIENT SAMPLE NO.

TAFBS-S-30

Lab Name: RTI Laboratories, Inc. Contract:Lab Code: GLEN01 ClientID: USA17 SAS No.: SDG No.: 2006481Matrix: Soil Lab Sample ID: 2006481-021ASample wt/vol: 0.03003Kg Lab File ID: 07102026.DLevel: (low/med) LOW Date Collected: 6/23/2020 12:04 PM% Moisture: 8.255 Date Received: 6/24/2020 9:49 AMExtract Volume: 1000(ul) Date Analyzed: 7/10/2020 11:57 PMSeq Number: 2314591 Dilution Factor: 1.00GC Column: Rtx-5 Batch ID: 51998Column ID: Rtx-5 cat10255(mm)

CAS NO.	COMPOUND	CONC.	UNITS: µg/Kg-dry	Q	DL	LOD	LOQ
DRO	Diesel Range Organics C10-C28	730	U	660	730	1800	

SW8015B

## Form I

CLIENT SAMPLE NO.

TAFBS-S-29

Lab Name: RTI Laboratories, Inc. Contract:Lab Code: GLEN01 ClientID: USA17 SAS No.: SDG No.: 2006481Matrix: Soil Lab Sample ID: 2006481-022ASample wt/vol: 0.03003Kg Lab File ID: 07102027.DLevel: (low/med) LOW Date Collected: 6/23/2020 12:10 PM% Moisture: 8.809 Date Received: 6/24/2020 9:49 AMExtract Volume: 1000(ul) Date Analyzed: 7/11/2020 12:25 AMSeq Number: 2314592 Dilution Factor: 1.00GC Column: Rtx-5 Batch ID: 51998Column ID: Rtx-5 cat10255(mm)

CAS NO.	COMPOUND	CONC. UNITS: µg/Kg-dry	Q	DL	LOD	LOQ
DRO	Diesel Range Organics C10-C28	730	U	660	730	1800

SW8015B



## Form I

CLIENT SAMPLE NO.

TAFBS-S-28

Lab Name: RTI Laboratories, Inc. Contract:Lab Code: GLEN01 ClientID: USA17 SAS No.: SDG No.: 2006481Matrix: Soil Lab Sample ID: 2006481-023ASample wt/vol: 0.03002Kg Lab File ID: 07102028.DLevel: (low/med) LOW Date Collected: 6/23/2020 12:20 PM% Moisture: 5.5034 Date Received: 6/24/2020 9:49 AMExtract Volume: 1000(ul) Date Analyzed: 7/11/2020 12:52 AMSeq Number: 2314593 Dilution Factor: 1.00GC Column: Rtx-5 Batch ID: 51998Column ID: Rtx-5 cat10255(mm)

CAS NO.	COMPOUND	CONC. UNITS: µg/Kg-dry	Q	DL	LOD	LOQ
DRO	Diesel Range Organics C10-C28	710	U	640	710	1800

SW8015B

## Form I

CLIENT SAMPLE NO.

TAFBS-S-27

Lab Name: RTI Laboratories, Inc. Contract:Lab Code: GLEN01 ClientID: USA17 SAS No.: SDG No.: 2006481Matrix: Soil Lab Sample ID: 2006481-024ASample wt/vol: 0.03006Kg Lab File ID: 07102029.DLevel: (low/med) LOW Date Collected: 6/23/2020 12:29 PM% Moisture: 5.9296 Date Received: 6/24/2020 9:49 AMExtract Volume: 1000(ul) Date Analyzed: 7/11/2020 1:20 AMSeq Number: 2314594 Dilution Factor: 1.00GC Column: Rtx-5 Batch ID: 51998Column ID: Rtx-5 cat10255(mm)CAS NO. COMPOUND CONC. UNITS:  $\mu\text{g/Kg-dry}$  Q DL LOD LOQ

DRO	Diesel Range Organics C10-C28	10000		640	710	1800
-----	-------------------------------	-------	--	-----	-----	------

SW8015B

## Form I

CLIENT SAMPLE NO.

TAFBS-S-26

Lab Name: RTI Laboratories, Inc. Contract:Lab Code: GLEN01 ClientID: USA17 SAS No.: SDG No.: 2006481Matrix: Soil Lab Sample ID: 2006481-025ASample wt/vol: 0.01005Kg Lab File ID: 07102030.DLevel: (low/med) LOW Date Collected: 6/23/2020 12:43 PM% Moisture: 8.2988 Date Received: 6/24/2020 9:49 AMExtract Volume: 1000(ul) Date Analyzed: 7/11/2020 1:47 AMSeq Number: 2314595 Dilution Factor: 1.00GC Column: Rtx-5 Batch ID: 51998Column ID: Rtx-5 cat10255(mm)CAS NO. COMPOUND CONC. UNITS:  $\mu\text{g/Kg-dry}$  Q DL LOD LOQ

DRO	Diesel Range Organics C10-C28	2200	UX	2000	2200	5400
-----	-------------------------------	------	----	------	------	------

SW8015B

## Form I

CLIENT SAMPLE NO.

MB-51991

Lab Name: RTI Laboratories, Inc. Contract:Lab Code: GLEN01ClientID: USA17

SAS No.:

SDG No.: 2006481Matrix: SolidLab Sample ID: MB-51991Sample wt/vol: 0.03004KgLab File ID: 07092005.DLevel: (low/med) LOW

Date Collected:

% Moisture:

N/A

Date Received:

Extract Volume: 1000(ul)Date Analyzed: 7/9/2020 12:22 PMSeq Number: 2313854Dilution Factor: 1.00GC Column: Rtx-5Batch ID: 51991Column ID: Rtx-5 cat10255(mm)

CAS NO.	COMPOUND	CONC. UNITS: µg/Kg	Q	DL	LOD	LOQ
DRO	Diesel Range Organics C10-C28	670	U	610	670	1700

SW8015B

## Form I

CLIENT SAMPLE NO.

LCS-51991

Lab Name: RTI Laboratories, Inc. Contract:Lab Code: GLEN01 ClientID: USA17 SAS No.: SDG No.: 2006481Matrix: Solid Lab Sample ID: LCS-51991Sample wt/vol: 0.03008Kg Lab File ID: 07092006.DLevel: (low/med) LOW Date Collected:% Moisture: N/A Date Received:Extract Volume: 1000(ul) Date Analyzed: 7/9/2020 12:49 PMSeq Number: 2313855 Dilution Factor: 1.00GC Column: Rtx-5 Batch ID: 51991Column ID: Rtx-5 cat10255(mm)

CAS NO.	COMPOUND	CONC. UNITS: µg/Kg	Q	DL	LOD	LOQ
DRO	Diesel Range Organics C10-C28	22000		600	660	1700

SW8015B

## Form I

CLIENT SAMPLE NO.

MS

Lab Name: RTI Laboratories, Inc. Contract:Lab Code: GLEN01 ClientID: USA17 SAS No.: SDG No.: 2006481Matrix: Solid Lab Sample ID: 2006454-027AMSSample wt/vol: 0.01007Kg Lab File ID: 07092016.DLevel: (low/med) LOW Date Collected:% Moisture: 5.514403 Date Received:Extract Volume: 1000(ul) Date Analyzed: 7/9/2020 6:20 PMSeq Number: 2313864 Dilution Factor: 1.00GC Column: Rtx-5 Batch ID: 51991Column ID: Rtx-5 cat10255(mm)

CAS NO.	COMPOUND	CONC. UNITS: µg/Kg-dry	Q	DL	LOD	LOQ
DRO	Diesel Range Organics C10-C28	70000	Q	1900	2100	5300

SW8015B

## Form I

CLIENT SAMPLE NO.

MSD

Lab Name: RTI Laboratories, Inc. Contract:Lab Code: GLEN01 ClientID: USA17 SAS No.: SDG No.: 2006481Matrix: Solid Lab Sample ID: 2006454-027AMSDSample wt/vol: 0.01003Kg Lab File ID: 07092017.DLevel: (low/med) LOW Date Collected:% Moisture: 5.514403 Date Received:Extract Volume: 1000(ul) Date Analyzed: 7/9/2020 6:48 PMSeq Number: 2313865 Dilution Factor: 1.00GC Column: Rtx-5 Batch ID: 51991Column ID: Rtx-5 cat10255(mm)

CAS NO.	COMPOUND	CONC. UNITS: µg/Kg-dry	Q	DL	LOD	LOQ
DRO	Diesel Range Organics C10-C28	70000	Q	1900	2100	5300

SW8015B

## Form I

CLIENT SAMPLE NO.

LCSD-51991

Lab Name: RTI Laboratories, Inc. Contract:Lab Code: GLEN01 ClientID: USA17 SAS No.: SDG No.: 2006481Matrix: Solid Lab Sample ID: LCSD-51991Sample wt/vol: 0.03003Kg Lab File ID: 07092007.DLevel: (low/med) LOW Date Collected:% Moisture: N/A Date Received:Extract Volume: 1000(ul) Date Analyzed: 7/9/2020 1:18 PMSeq Number: 2313856 Dilution Factor: 1.00GC Column: Rtx-5 Batch ID: 51991Column ID: Rtx-5 cat10255(mm)

CAS NO.	COMPOUND	CONC. UNITS: µg/Kg	Q	DL	LOD	LOQ
DRO	Diesel Range Organics C10-C28	23000	Q	610	670	1700

SW8015B



## Form I

CLIENT SAMPLE NO.

MB-51998

Lab Name: RTI Laboratories, Inc. Contract:Lab Code: GLEN01 ClientID: USA17 SAS No.: SDG No.: 2006481Matrix: Solid Lab Sample ID: MB-51998Sample wt/vol: 0.03006Kg Lab File ID: 07102007.DLevel: (low/med) LOW Date Collected:% Moisture: N/A Date Received:Extract Volume: 1000(ul) Date Analyzed: 7/10/2020 2:45 PMSeq Number: 2314572 Dilution Factor: 1.00GC Column: Rtx-5 Batch ID: 51998Column ID: Rtx-5 cat10255(mm)

CAS NO.	COMPOUND	CONC. UNITS: µg/Kg	Q	DL	LOD	LOQ
DRO	Diesel Range Organics C10-C28	670	U	600	670	1700

SW8015B

## Form I

CLIENT SAMPLE NO.

LCS-51998-DRO

Lab Name: RTI Laboratories, Inc. Contract:Lab Code: GLEN01 ClientID: USA17 SAS No.: SDG No.: 2006481Matrix: Solid Lab Sample ID: LCS-51998-DROSample wt/vol: 0.03005Kg Lab File ID: 07102008.DLevel: (low/med) LOW Date Collected:% Moisture: N/A Date Received:Extract Volume: 1000(ul) Date Analyzed: 7/10/2020 3:40 PMSeq Number: 2314573 Dilution Factor: 1.00GC Column: Rtx-5 Batch ID: 51998Column ID: Rtx-5 cat10255(mm)

CAS NO.	COMPOUND	CONC. UNITS: µg/Kg	Q	DL	LOD	LOQ
DRO	Diesel Range Organics C10-C28	14000		600	670	1700

SW8015B

## Form I

CLIENT SAMPLE NO.

TAFBS-S-26MS

Lab Name: RTI Laboratories, Inc. Contract:Lab Code: GLEN01 ClientID: USA17 SAS No.: SDG No.: 2006481Matrix: Soil Lab Sample ID: 2006481-025ASample wt/vol: 0.01005Kg Lab File ID: 07102031.DLevel: (low/med) LOW Date Collected: 6/23/2020 12:43 PM% Moisture: 8.2988 Date Received: 6/24/2020 9:49 AMExtract Volume: 1000(ul) Date Analyzed: 7/11/2020 2:15 AMSeq Number: 2314596 Dilution Factor: 1.00GC Column: Rtx-5 Batch ID: 51998Column ID: Rtx-5 cat10255(mm)

CAS NO.	COMPOUND	CONC. UNITS: µg/Kg-dry	Q	DL	LOD	LOQ
DRO	Diesel Range Organics C10-C28	89000	Q	2000	2200	5400

SW8015B

## Form I

CLIENT SAMPLE NO.

TAFBS-S-26MSD

Lab Name: RTI Laboratories, Inc. Contract:Lab Code: GLEN01 ClientID: USA17 SAS No.: SDG No.: 2006481Matrix: Soil Lab Sample ID: 2006481-025ASample wt/vol: 0.01005Kg Lab File ID: 07102032.DLevel: (low/med) LOW Date Collected: 6/23/2020 12:43 PM% Moisture: 8.2988 Date Received: 6/24/2020 9:49 AMExtract Volume: 1000(ul) Date Analyzed: 7/11/2020 2:42 AMSeq Number: 2314597 Dilution Factor: 1.00GC Column: Rtx-5 Batch ID: 51998Column ID: Rtx-5 cat10255(mm)

CAS NO.	COMPOUND	CONC. UNITS: µg/Kg-dry	Q	DL	LOD	LOQ
DRO	Diesel Range Organics C10-C28	69000	R	2000	2200	5400

SW8015B

## Form I

CLIENT SAMPLE NO.

LCSD-51998-DRO

Lab Name: RTI Laboratories, Inc. Contract:Lab Code: GLEN01 ClientID: USA17 SAS No.: SDG No.: 2006481Matrix: Solid Lab Sample ID: LCSD-51998-DROSample wt/vol: 0.03003Kg Lab File ID: 07102009.DLevel: (low/med) LOW Date Collected:% Moisture: N/A Date Received:Extract Volume: 1000(ul) Date Analyzed: 7/10/2020 4:08 PMSeq Number: 2314574 Dilution Factor: 1.00GC Column: Rtx-5 Batch ID: 51998Column ID: Rtx-5 cat10255(mm)

CAS NO.	COMPOUND	CONC. UNITS: µg/Kg	Q	DL	LOD	LOQ
DRO	Diesel Range Organics C10-C28	14000		610	670	1700

SW8015B

## Form I

CLIENT SAMPLE NO.

MB-52102

Lab Name: RTI Laboratories, Inc. Contract:Lab Code: GLEN01 ClientID: USA17 SAS No.: SDG No.: 2006481Matrix: Solid Lab Sample ID: MB-52102Sample wt/vol: 0.03005Kg Lab File ID: 07272045.DLevel: (low/med) LOW Date Collected:% Moisture: N/A Date Received:Extract Volume: 1000(ul) Date Analyzed: 7/27/2020 7:14 PMSeq Number: 2320034 Dilution Factor: 1.00GC Column: Rtx-5 Batch ID: 52102Column ID: Rtx-5 cat10255(mm)CAS NO. COMPOUND CONC. UNITS:  $\mu\text{g/Kg}$  Q DL LOD LOQ

DRO	Diesel Range Organics C10-C28	670	U	600	670	1700
-----	-------------------------------	-----	---	-----	-----	------

SW8015B

## Form I

CLIENT SAMPLE NO.

LCS-DRO

Lab Name: RTI Laboratories, Inc. Contract:Lab Code: GLEN01 ClientID: USA17 SAS No.: SDG No.: 2006481Matrix: Solid Lab Sample ID: LCS-DROSample wt/vol: 0.03004Kg Lab File ID: 07272010.DLevel: (low/med) LOW Date Collected:% Moisture: N/A Date Received:Extract Volume: 1000(ul) Date Analyzed: 7/27/2020 7:41 PMSeq Number: 2320001 Dilution Factor: 1.00GC Column: Rtx-5 Batch ID: 52102Column ID: Rtx-5 cat10255(mm)CAS NO. COMPOUND CONC. UNITS:  $\mu\text{g/Kg}$  Q DL LOD LOQ

DRO	Diesel Range Organics C10-C28	17000		610	670	1700
-----	-------------------------------	-------	--	-----	-----	------

SW8015B

## Form I

CLIENT SAMPLE NO.

MS

Lab Name: RTI Laboratories, Inc. Contract:Lab Code: GLEN01 ClientID: USA17 SAS No.: SDG No.: 2006481Matrix: Solid Lab Sample ID: 2006300-008AMSSample wt/vol: 0.03003Kg Lab File ID: 07272030.DLevel: (low/med) LOW Date Collected:% Moisture: 18.799 Date Received:Extract Volume: 1000(ul) Date Analyzed: 7/28/2020 4:47 AMSeq Number: 2320021 Dilution Factor: 1.00GC Column: Rtx-5 Batch ID: 52102Column ID: Rtx-5 cat10255(mm)

CAS NO.	COMPOUND	CONC. UNITS: µg/Kg-dry	Q	DL	LOD	LOQ
DRO	Diesel Range Organics C10-C28	34000	H	750	820	2100

SW8015B



## Form I

CLIENT SAMPLE NO.

MSD

Lab Name: RTI Laboratories, Inc. Contract:Lab Code: GLEN01 ClientID: USA17 SAS No.: SDG No.: 2006481Matrix: Solid Lab Sample ID: 2006300-008AMSDSample wt/vol: 0.03004Kg Lab File ID: 07272031.DLevel: (low/med) LOW Date Collected:% Moisture: 18.799 Date Received:Extract Volume: 1000(ul) Date Analyzed: 7/28/2020 5:14 AMSeq Number: 2320022 Dilution Factor: 1.00GC Column: Rtx-5 Batch ID: 52102Column ID: Rtx-5 cat10255(mm)

CAS NO.	COMPOUND	CONC. UNITS: µg/Kg-dry	Q	DL	LOD	LOQ
DRO	Diesel Range Organics C10-C28	34000	H	750	820	2100

SW8015B

## Form I

CLIENT SAMPLE NO.

LCSD-DRO

Lab Name: RTI Laboratories, Inc. Contract:Lab Code: GLEN01 ClientID: USA17 SAS No.: SDG No.: 2006481Matrix: Solid Lab Sample ID: LCSD-DROSample wt/vol: 0.03002Kg Lab File ID: 07272011.DLevel: (low/med) LOW Date Collected:% Moisture: N/A Date Received:Extract Volume: 1000(ul) Date Analyzed: 7/27/2020 8:09 PMSeq Number: 2320002 Dilution Factor: 1.00GC Column: Rtx-5 Batch ID: 52102Column ID: Rtx-5 cat10255(mm)

CAS NO.	COMPOUND	CONC. UNITS: µg/Kg	Q	DL	LOD	LOQ
DRO	Diesel Range Organics C10-C28	17000		610	670	1700

SW8015B

FORM II B  
SYSTEM MONITORING COMPOUND RECOVERY

Lab Name: RTI Laboratories, Inc. Contract: USA17  
 Lab Code: GLEN01 Client No: USA17  
 SAS No.: SDG No.: 2006481 Level (low/med): low  
 GC Column (1): Rtx-5 ID: Rtx-5 cat10255 (mm)  
 GC Column (2): ID: (mm)

	Client SAMPLE NO.	TOT OUT	SMC #
01	MB-51117	0	91.3
02	MB-51991	0	118
03	LCS-51991	1	150 *
04	LCSD-51991	2	161 *
05	MS	1	137 *
41	MS	1	137 *
06	MSD	1	140 *
42	MSD	1	140 *
07	TAFBS-S-50	0	115
08	TAFBS-S-49	0	108
09	TAFBS-S-48	0	115
10	TAFBS-S-47	0	106
11	TAFBS-S-46	0	115
12	TAFBS-S-45	0	73.4
13	MB-51998	0	94.1
14	LCS-51998-DRO	1	134 *
15	LCSD-51998-DRO	2	139 *
16	TAFBS-S-43	0	119
17	TAFBS-S-42	0	117
18	TAFBS-S-41	0	106
19	TAFBS-S-40	1	116
20	TAFBS-S-39	1	117
21	TAFBS-S-38	0	116
22	TAFBS-S-37	1	121
23	TAFBS-S-36	1	126
24	TAFBS-S-35	1	119
25	TAFBS-S-34	1	121

	Client SAMPLE NO.	TOT OUT	SMC #
26	TAFBS-S-32	0	70.7
27	TAFBS-S-31	0	101
28	TAFBS-S-30	1	125
29	TAFBS-S-29	1	119
30	TAFBS-S-28	0	119
31	TAFBS-S-27	0	118
32	TAFBS-S-26	0	124
33	TAFBS-S-26MS	0	84.4
34	TAFBS-S-26MSD	1	147 *
35	TAFBS-S-44	0	114
36	MB-52102	0	98.0
37	LCS-DRO	1	124
38	LCSD-DRO	1	122
39	LCS-52102-ORO	0	107
40	LCSD-52102-ORO	1	103
43	TAFBS-S-33	0	101

QC Limit

SMC1                    =n-Eicosane

60-130

SMC2                    =Squalene

60-130

# Column to be used to flag recovery values

\* Values outside of contract required QC limits

FORM II

SW8015B

FORM III  
SYSTEM MONITORING SPIKE/DUPLICATE RECOVERY

Lab Name: RTI Laboratories, Inc. Contract: USA17

Lab Code: GLEN01 ClientID: USA17 SAS No.: SDG No.: 2006481

Sample ID: 2006300-008AMSD Level: (low/med) LOW

COMPOUND	SPIKE ADDED Units (µg/Kg)	SAMPLE CONC. Units (µg/Kg)	MS CONC. Units (µg/Kg)	MS % REC #	QC LIMITS REC	SPIKE ADDED Units (µg/Kg)	MSD CONC. Units (µg/Kg)	MSD % REC #	% RPD #	QC LIMITS RPD REC	
Diesel Range Organics C10-C28	21000	7900	34000	126	38-132	20000	34000	127	0.506	20	38-132

# Column to be used to flag recovery and RPD values with an asterisk

\* Values outside of QC limits

RPD: 0 out of 1 outside limits

Spike Recovery: 0 out of 2 outside limits

FORM III  
SYSTEM MONITORING SPIKE/DUPLICATE RECOVERY

Lab Name: RTI Laboratories, Inc. Contract: USA17

Lab Code: GLEN01 ClientID: USA17 SAS No.: SDG No.: 2006481

Sample ID: 2006454-027AMSD Level: (low/med) LOW

COMPOUND	SPIKE ADDED Units (µg/Kg)	SAMPLE CONC. Units (µg/Kg)	MS CONC. Units (µg/Kg)	MS % REC #	QC LIMITS REC	SPIKE ADDED Units (µg/Kg)	MSD CONC. Units (µg/Kg)	MSD % REC #	% RPD #	QC LIMITS RPD REC	
Diesel Range Organics C10-C28	53000	0	70000	132*	38-132	53000	70000	133*	0.984	20	38-132

# Column to be used to flag recovery and RPD values with an asterisk

\* Values outside of QC limits

RPD: 0 out of 1 outside limits

Spike Recovery: 2 out of 2 outside limits

FORM III  
SYSTEM MONITORING SPIKE/DUPLICATE RECOVERY

Lab Name: RTI Laboratories, Inc. Contract: USA17

Lab Code: GLEN01 ClientID: USA17 SAS No.:                      SDG No.: 2006481

Sample ID: 2006481-025A Level: (low/med) LOW

COMPOUND	SPIKE ADDED Units (µg/Kg)	SAMPLE CONC. Units (µg/Kg)	MS CONC. Units (µg/Kg)	MS % REC #	QC LIMITS REC	SPIKE ADDED Units (µg/Kg)	MSD CONC. Units (µg/Kg)	MSD % REC #	% RPD #	QC LIMITS RPD                  REC	
Diesel Range Organics C10-C28	54000	0	89000	165*	38-132	54000	69000	127	26.0*	20	38-132

# Column to be used to flag recovery and RPD values with an asterisk

\* Values outside of QC limits

RPD: 1 out of 1 outside limits

Spike Recovery: 1 out of 2 outside limits

FORM III  
SYSTEM MONITORING SPIKE/DUPLICATE RECOVERY

Lab Name: RTI Laboratories, Inc. Contract: USA17

Lab Code: GLEN01 ClientID: USA17 SAS No.: SDG No.: 2006481

Sample ID: LCSD-51991 Level: (low/med) LOW

COMPOUND	SPIKE ADDED Units (µg/Kg)	SAMPLE CONC. Units (µg/Kg)	MS CONC. Units (µg/Kg)	MS % REC #	QC LIMITS REC	SPIKE ADDED Units (µg/Kg)	MSD CONC. Units (µg/Kg)	MSD % REC #	% RPD #	QC LIMITS RPD REC	
Diesel Range Organics C10-C28	17000	0	22000	129	38-132	17000	23000	141*	8.46*	0	38-132

# Column to be used to flag recovery and RPD values with an asterisk

\* Values outside of QC limits

RPD: 1 out of 1 outside limits

Spike Recovery: 1 out of 2 outside limits



FORM III  
SYSTEM MONITORING SPIKE/DUPLICATE RECOVERY

Lab Name: RTI Laboratories, Inc. Contract: USA17

Lab Code: GLEN01 ClientID: USA17 SAS No.: SDG No.: 2006481

Sample ID: LCSD-51998-DRO Level: (low/med) LOW

COMPOUND	SPIKE ADDED Units (µg/Kg)	SAMPLE CONC. Units (µg/Kg)	MS CONC. Units (µg/Kg)	MS % REC #	QC LIMITS REC	SPIKE ADDED Units (µg/Kg)	MSD CONC. Units (µg/Kg)	MSD % REC #	% RPD #	QC LIMITS RPD REC	
Diesel Range Organics C10-C28	17000	0	14000	82.5	38-132	17000	14000	83.5	1.19*	0	38-132

# Column to be used to flag recovery and RPD values with an asterisk

\* Values outside of QC limits

RPD: 1 out of 1 outside limits

Spike Recovery: 0 out of 2 outside limits

FORM III  
SYSTEM MONITORING SPIKE/DUPLICATE RECOVERY

Lab Name: RTI Laboratories, Inc. Contract: USA17

Lab Code: GLEN01 ClientID: USA17 SAS No.: SDG No.: 2006481

Sample ID: LCSD-DRO Level: (low/med) LOW

COMPOUND	SPIKE ADDED Units (µg/Kg)	SAMPLE CONC. Units (µg/Kg)	MS CONC. Units (µg/Kg)	MS % REC #	QC LIMITS REC	SPIKE ADDED Units (µg/Kg)	MSD CONC. Units (µg/Kg)	MSD % REC #	% RPD #	QC LIMITS RPD REC	
Diesel Range Organics C10-C28	17000	0	17000	104	38-132	17000	17000	105	0.184*	0	38-132

# Column to be used to flag recovery and RPD values with an asterisk

\* Values outside of QC limits

RPD: 1 out of 1 outside limits

Spike Recovery: 0 out of 2 outside limits

FORM IV  
METHOD BLANK SUMMARY

Client SAMPLE NO.

MB-51991

Lab Name: RTI Laboratories, Inc.

Contract: USA17

Lab Code: GLEN01 ClientID: USA17

SAS No.: SDG No.: 2006481

Lab File ID: 07092005.D

Lab Sample ID: MB-51991

Date/Time Analyzed: 7/9/2020 12:22 PM

Instrument ID: GC-FID-NPD

GC Column: Rtx-5

Matrix: S

Column ID: Rtx-5 cat10255 (mm)

THIS METHOD BLANK APPLIES TO THE FOLLOWING: SAMPLES, LCS, LCSD, MS AND MSD

	CLIENT SAMPLE NO.	LAB SAMPLE ID	FILE ID	DATE ANALYZED
01	LCS-51991	LCS-51991	07092006.D	7/9/2020 12:49 PM
02	LCSD-51991	LCSD-51991	07092007.D	7/9/2020 1:18 PM
03	ZZZZZ	2006454-021A	07092008.D	7/9/2020 1:45 PM
04	ZZZZZ	2006454-022A	07092009.D	7/9/2020 2:13 PM
05	ZZZZZ	2006454-023A	07092010.D	7/9/2020 2:42 PM
06	ZZZZZ	2006454-024A	07092011.D	7/9/2020 4:28 PM
07	ZZZZZ	2006454-025A	07092013.D	7/9/2020 4:56 PM
08	ZZZZZ	2006454-026A	07092014.D	7/9/2020 5:24 PM
09	ZZZZZ	2006454-027A	07092015.D	7/9/2020 5:52 PM
10	MS	2006454-027AMS	07092016.D	7/9/2020 6:20 PM
11	MSD	2006454-027AMSD	07092017.D	7/9/2020 6:48 PM
12	ZZZZZ	2006479-001A	07092018.D	7/9/2020 7:16 PM
13	ZZZZZ	2006479-002A	07092019.D	7/9/2020 7:44 PM
14	ZZZZZ	2006479-003A	07092020.D	7/9/2020 8:12 PM
15	ZZZZZ	2006479-004A	07092023.D	7/9/2020 9:35 PM
16	ZZZZZ	2006479-005A	07092024.D	7/9/2020 10:03 PM
17	ZZZZZ	2006479-006A	07092025.D	7/9/2020 10:30 PM
18	ZZZZZ	2006479-007A	07092026.D	7/9/2020 10:58 PM
19	TAFBS-S-50	2006481-001A	07092027.D	7/9/2020 11:26 PM
20	TAFBS-S-49	2006481-002A	07092028.D	7/9/2020 11:53 PM
21	TAFBS-S-48	2006481-003A	07092029.D	7/10/2020 12:21 AM
22	TAFBS-S-47	2006481-004A	07092030.D	7/10/2020 12:48 AM
23	TAFBS-S-46	2006481-005A	07092031.D	7/10/2020 1:16 AM
24	TAFBS-S-45	2006481-006A	07092032.D	7/10/2020 1:43 AM
25	ZZZZZ	2006479-007A	07152024.D	7/15/2020 8:27 PM

FORM IV  
METHOD BLANK SUMMARY

Client SAMPLE NO.

MB-51998

Lab Name: RTI Laboratories, Inc.

Contract: USA17

Lab Code: GLEN01 ClientID: USA17

SAS No.: SDG No.: 2006481

Lab File ID: 07102007.D

Lab Sample ID: MB-51998

Date/Time Analyzed: 7/10/2020 2:45 PM

Instrument ID: GC-FID-NPD

GC Column: Rtx-5

Matrix: S

Column ID: Rtx-5 cat10255 (mm)

THIS METHOD BLANK APPLIES TO THE FOLLOWING: SAMPLES, LCS, LCSD, MS AND MSD

	CLIENT SAMPLE NO.	LAB SAMPLE ID	FILE ID	DATE ANALYZED
01	LCS-51998-DRO	LCS-51998-DRO	07102008.D	7/10/2020 3:40 PM
02	LCSD-51998-DRO	LCSD-51998-DRO	07102009.D	7/10/2020 4:08 PM
03	TAFBS-S-43	2006481-008A	07102010.D	7/10/2020 4:36 PM
04	TAFBS-S-42	2006481-009A	07102011.D	7/10/2020 5:04 PM
05	TAFBS-S-41	2006481-010A	07102012.D	7/10/2020 5:31 PM
06	TAFBS-S-40	2006481-011A	07102013.D	7/10/2020 5:59 PM
07	TAFBS-S-39	2006481-012A	07102014.D	7/10/2020 6:27 PM
08	TAFBS-S-38	2006481-013A	07102015.D	7/10/2020 6:54 PM
09	TAFBS-S-37	2006481-014A	07102016.D	7/10/2020 7:22 PM
10	TAFBS-S-36	2006481-015A	07102017.D	7/10/2020 7:49 PM
11	TAFBS-S-35	2006481-016A	07102018.D	7/10/2020 8:17 PM
12	TAFBS-S-34	2006481-017A	07102019.D	7/10/2020 8:45 PM
13	ZZZZZ	2006481-018A	07102023.D	7/10/2020 10:35 PM
14	TAFBS-S-32	2006481-019A	07102024.D	7/10/2020 11:02 PM
15	TAFBS-S-31	2006481-020A	07102025.D	7/10/2020 11:30 PM
16	TAFBS-S-30	2006481-021A	07102026.D	7/10/2020 11:57 PM
17	TAFBS-S-29	2006481-022A	07102027.D	7/11/2020 12:25 AM
18	TAFBS-S-28	2006481-023A	07102028.D	7/11/2020 12:52 AM
19	TAFBS-S-27	2006481-024A	07102029.D	7/11/2020 1:20 AM
20	TAFBS-S-26	2006481-025A	07102030.D	7/11/2020 1:47 AM
21	TAFBS-S-26MS	2006481-025A	07102031.D	7/11/2020 2:15 AM
22	TAFBS-S-26MSD	2006481-025A	07102032.D	7/11/2020 2:42 AM
23	ZZZZZ	2006518-001A	07102033.D	7/11/2020 3:10 AM
24	TAFBS-S-44	2006481-007A	07102034.D	7/11/2020 3:37 AM
25	ZZZZZ	2006481-018A	07152023.D	7/15/2020 7:59 PM

FORM IV  
METHOD BLANK SUMMARY

Client SAMPLE NO.

MB-52102

Lab Name: RTI Laboratories, Inc.

Contract: USA17

Lab Code: GLEN01 ClientID: USA17

SAS No.: SDG No.: 2006481

Lab File ID: 07272045.D

Lab Sample ID: MB-52102

Date/Time Analyzed: 7/27/2020 7:14 PM

Instrument ID: GC-FID-NPD

GC Column: Rtx-5

Matrix: S

Column ID: Rtx-5 cat10255(mm)

THIS METHOD BLANK APPLIES TO THE FOLLOWING: SAMPLES, LCS, LCSD, MS AND MSD

	CLIENT SAMPLE NO.	LAB SAMPLE ID	FILE ID	DATE ANALYZED
01	LCS-DRO	LCS-DRO	07272010.D	7/27/2020 7:41 PM
02	LCSD-DRO	LCSD-DRO	07272011.D	7/27/2020 8:09 PM
03	LCS-52102-ORO	LCS-52102-ORO	07272012.D	7/27/2020 8:36 PM
04	LCSD-52102-ORO	LCSD-52102-ORO	07272013.D	7/27/2020 9:04 PM
05	ZZZZZ	2006284-013A	07272014.D	7/27/2020 9:31 PM
06	ZZZZZ	2006284-014A	07272015.D	7/27/2020 9:59 PM
07	ZZZZZ	2006286-007A	07272016.D	7/27/2020 10:26 PM
08	ZZZZZ	2006286-009A	07272017.D	7/27/2020 10:53 PM
09	ZZZZZ	2006286-010A	07272018.D	7/27/2020 11:21 PM
10	ZZZZZ	2006286-011A	07272019.D	7/27/2020 11:48 PM
11	ZZZZZ	2006286-012A	07272020.D	7/28/2020 12:15 AM
12	ZZZZZ	2006300-001A	07272021.D	7/28/2020 12:43 AM
13	ZZZZZ	2006300-004A	07272022.D	7/28/2020 1:10 AM
14	ZZZZZ	2006300-005A	07272023.D	7/28/2020 1:37 AM
15	ZZZZZ	2006300-006A	07272027.D	7/28/2020 3:26 AM
16	ZZZZZ	2006300-007A	07272028.D	7/28/2020 3:53 AM
17	ZZZZZ	2006300-008A	07272029.D	7/28/2020 4:20 AM
18	MS	2006300-008AMS	07272030.D	7/28/2020 4:47 AM
19	MSD	2006300-008AMSD	07272031.D	7/28/2020 5:14 AM
20	ZZZZZ	2006300-009A	07272032.D	7/28/2020 5:41 AM
21	ZZZZZ	2006300-010A	07272033.D	7/28/2020 6:08 AM
22	ZZZZZ	2006300-011A	07272034.D	7/28/2020 6:35 AM
23	ZZZZZ	2006300-012A	07272035.D	7/28/2020 7:02 AM
24	ZZZZZ	2006300-013A	07272036.D	7/28/2020 7:29 AM
25	ZZZZZ	2006300-014A	07272037.D	7/28/2020 7:56 AM
26	TAFBS-S-33	2006481-018A	07272038.D	7/28/2020 8:23 AM

FORM VI  
Petroleum Hydrocarbons INITIAL CALIBRATION DATA

Lab Name: RTI Laboratories, Inc. Contract:

Lab Code: GLEN01 Workorder: 2006481

Calibration ID: 116937

Instrument ID: GC-FID-NPD

Calibration Begin Date/Time: 2/28/2020 9:53 AM

GC Column: Rtx-5 cat10255

Calibration End Date/Time: 2/28/2020 3:20 PM

Column ID: Rtx-5 (mm)

LAB FILE ID:

ICAL1-ORO-02282002282010.D

ICAL2-ORO-02282002282011.D

ICAL5-ORO-02282002282014.D

ICAL6-DRO-02282002282008.D

ICAL5-ORO-02282002282014.D

ICAL6-DRO-02282002282008.D

COMPOUND	ICAL1- ORO- 022820	ICAL2- ORO- 022820	ICAL3- ORO- 022820	ICAL4- ORO- 022820	ICAL5- ORO- 022820	ICAL6- DRO- 022820					<div>—</div> <div>CF</div>	<div>⊘</div> <div>RSD</div>	R <sup>2</sup>	Curve Type
Diesel Range Organics C10-C28	2506600	1948800	1777900	1769700	1841600	1755200	0	0	0	0			0.999450	LINEAR
n-Eicosane	2346700	2244700	1682600	1969300	1916300	1887600	0	0	0	0			0.998179	LINEAR
Squalene	2162500	1891900	1534000	1583800	1631400	1645700	0	0	0	0			0.998673	LINEAR

\* Compounds with required minimum RRF and maximum %RSD values.

All other compounds must meet a minimum RRF of 0.010.

## FORM VI C

## Petroleum Hydrocarbons INITIAL CALIBRATION DATA - RETENTION TIMES

Lab Name: RTI Laboratories, Inc. Contract:Lab Code: GLEN01Workorder: 2006481Calibration ID: 116937Instrument ID: GC-FID-NPDCalibration Begin Date/Time: 2/28/2020 9:53 AMGC Column: Rtx-5 cat10255Calibration End Date/Time: 2/28/2020 3:20 PMColumn ID: Rtx-5 (mm)

## LAB FILE ID:

ICAL1-ORO-022820 02282010.DICAL2-ORO-022820 02282011.DICAL5-ORO-022820 02282014.DICAL6-DRO-022820 02282008.DICAL5-ORO-022820 02282014.DICAL6-DRO-022820 02282008.D

COMPOUND	ICAL1- ORO- 022820	ICAL2- ORO- 022820	ICAL3- ORO- 022820	ICAL4- ORO- 022820	ICAL5- ORO- 022820	ICAL6- DRO- 022820					Mean RT	Lower RT Limit	Upper RT Limit	
Diesel Range Organics C10-C20	5.05	5.05	5.05	5.05	5.05	5.05	0	0	0	0	5.05	5.05	5.05	
Diesel Range Organics C10-C25	5.15	5.15	5.15	5.15	5.15	5.15	0	0	0	0	5.15	5.15	5.15	
Diesel Range Organics C10-C28	6.85	6.85	6.85	6.85	6.85	6.85	0	0	0	0	6.85	6.85	6.85	
Diesel Range Organics C10-C36	0	8.4	8.4	8.4	8.4	8.4	0	0	0	0	8.40	8.40	8.40	
n-Eicosane	8.83	8.83	8.83	8.83	8.83	8.83	0	0	0	0	8.83	8.83	8.83	
Oil Range Organics C20-C34	9.23	9.23	9.23	9.23	9.23	9.23	0	0	0	0	9.23	9.23	9.23	
Oil Range Organics C25-C36	10.7	10.7	10.7	10.7	10.7	10.7	0	0	0	0	10.70	10.70	10.70	
Squalene	11.559	11.558	11.558	11.559	11.559	11.559	0	0	0	0	11.56	11.56	11.56	

FORM VII B  
CONTINUING CALIBRATION CHECK

Lab Name: RTI Laboratories, Inc.

Contract: USA17

Case No: USA17

Lab Code: GLEN01

SAS No.:

SDG No.: 2006481

Instrument ID: GC-FID-NPD

Lab File ID: 02282009.D

Sample ID: ICV-DRO-022820

GC Column: Rtx-5

GC Column ID: Rtx-5 cat10255(mm)

Cal. Begin Date: 2/28/2020 9:53 AM

Cal. End Date: 2/28/2020 3:20 PM

COMPOUND	CURVE TYPE	ICAL Avg RRF	minRRF	RRF	%D	MAX %D	THEO CONC	RCVR CONC	%Drift	MAX %D <sup>2</sup>
Diesel Range Organics C10-C28	LINEAR	0	0.10000	1838000		20	1000	1000	1.65	20
n-Eicosane	LINEAR	0	0.10000	0		20	10.0	0	100	20
Squalene	LINEAR	0	0.10000	1687900		20	20.0	21.0	3.03	20



FORM VII B  
CONTINUING CALIBRATION CHECK

Lab Name: RTI Laboratories, Inc.

Contract: USA17

Case No: USA17

Lab Code: GLEN01

SAS No.:

SDG No.: 2006481

Instrument ID: GC-FID-NPD

Lab File ID: 02282019.D

Sample ID: ICV-ORO-022820

GC Column: Rtx-5

GC Column ID: Rtx-5 cat10255(mm)

Cal. Begin Date: 2/28/2020 9:53 AM

Cal. End Date: 2/28/2020 3:20 PM

COMPOUND	CURVE TYPE	ICAL Avg RRF	minRRF	RRF	%D	MAX %D	THEO CONC	RCVR CONC	%Drift	MAX %D <sup>2</sup>	
Diesel Range Organics C10-C28	LINEAR	0	0.10000	0		20	1000	0	100	20	Q
n-Eicosane	LINEAR	0	0.10000	2028600		20	10.0	10.0	3.23	20	
Squalene	LINEAR	0	0.10000	0		20	20.0	0	100	20	Q

FORM VII B  
CONTINUING CALIBRATION CHECK

Lab Name: RTI Laboratories, Inc.

Contract: USA17

Case No: USA17

Lab Code: GLEN01

SAS No.:

SDG No.: 2006481

Instrument ID: GC-FID-NPD

Lab File ID: 07092004.D

Sample ID: CCV-DRO-070920

GC Column: Rtx-5

GC Column ID: Rtx-5 cat10255(mm)

Cal. Begin Date: 2/28/2020 9:53 AM

Cal. End Date: 2/28/2020 3:20 PM

COMPOUND	CURVE TYPE	ICAL Avg RRF	minRRF	RRF	%D	MAX %D	THEO CONC	RCVR CONC	%Drift	MAX %D <sup>2</sup>
Diesel Range Organics C10-C28	LINEAR	0	0.10000	1935700		20	1000	1100	7.16	20
n-Eicosane	LINEAR	0	0.10000	0		20	10.0	0	100	20
Squalene	LINEAR	0	0.10000	1717700		20	20.0	21.0	4.92	20

FORM VII B  
CONTINUING CALIBRATION CHECK

Lab Name: RTI Laboratories, Inc.

Contract: USA17

Case No: USA17

Lab Code: GLEN01

SAS No.:

SDG No.: 2006481

Instrument ID: GC-FID-NPD

Lab File ID: 07092022.D

Sample ID: CCV-DRO-070920-1

GC Column: Rtx-5

GC Column ID: Rtx-5 cat10255(mm)

Cal. Begin Date: 2/28/2020 9:53 AM

Cal. End Date: 2/28/2020 3:20 PM

COMPOUND	CURVE TYPE	ICAL Avg RRF	minRRF	RRF	%D	MAX %D	THEO CONC	RCVR CONC	%Drift	MAX %D <sup>2</sup>
Diesel Range Organics C10-C28	LINEAR	0	0.10000	1805500		20	1000	990	1.30	20
n-Eicosane	LINEAR	0	0.10000	0		20	10.0	0	100	20
Squalene	LINEAR	0	0.10000	1796500		20	20.0	22.0	9.90	20

FORM VII B  
CONTINUING CALIBRATION CHECK

Lab Name: RTI Laboratories, Inc.

Contract: USA17

Case No: USA17

Lab Code: GLEN01

SAS No.:

SDG No.: 2006481

Instrument ID: GC-FID-NPD

Lab File ID: 07092034.D

Sample ID: CCV-DRO-070920-2

GC Column: Rtx-5

GC Column ID: Rtx-5 cat10255(mm)

Cal. Begin Date: 2/28/2020 9:53 AM

Cal. End Date: 2/28/2020 3:20 PM

COMPOUND	CURVE TYPE	ICAL Avg RRF	minRRF	RRF	%D	MAX %D	THEO CONC	RCVR CONC	%Drift	MAX %D <sup>2</sup>
Diesel Range Organics C10-C28	LINEAR	0	0.10000	1822700		20	1000	1000	0.327	20
n-Eicosane	LINEAR	0	0.10000	0		20	10.0	0	100	20
Squalene	LINEAR	0	0.10000	1650300		20	20.0	20.0	0.650	20

FORM VII B  
CONTINUING CALIBRATION CHECK

Lab Name: RTI Laboratories, Inc.

Contract: USA17

Case No: USA17

Lab Code: GLEN01

SAS No.:

SDG No.: 2006481

Instrument ID: GC-FID-NPD

Lab File ID: 07102004.D

Sample ID: CCV-DRO-071020

GC Column: Rtx-5

GC Column ID: Rtx-5 cat10255(mm)

Cal. Begin Date: 2/28/2020 9:53 AM

Cal. End Date: 2/28/2020 3:20 PM

COMPOUND	CURVE TYPE	ICAL Avg RRF	minRRF	RRF	%D	MAX %D	THEO CONC	RCVR CONC	%Drift	MAX %D <sup>2</sup>
Diesel Range Organics C10-C28	LINEAR	0	0.10000	1753900		20	1000	970	3.08	20
n-Eicosane	LINEAR	0	0.10000	0		20	10.0	0	100	20
Squalene	LINEAR	0	0.10000	1663300		20	20.0	20.0	1.47	20

FORM VII B  
CONTINUING CALIBRATION CHECK

Lab Name: RTI Laboratories, Inc.

Contract: USA17

Case No: USA17

Lab Code: GLEN01

SAS No.:

SDG No.: 2006481

Instrument ID: GC-FID-NPD

Lab File ID: 07102006.D

Sample ID: CCV-ORO-071020

GC Column: Rtx-5

GC Column ID: Rtx-5 cat10255(mm)

Cal. Begin Date: 2/28/2020 9:53 AM

Cal. End Date: 2/28/2020 3:20 PM

COMPOUND	CURVE TYPE	ICAL Avg RRF	minRRF	RRF	%D	MAX %D	THEO CONC	RCVR CONC	%Drift	MAX %D <sup>2</sup>	
Diesel Range Organics C10-C28	LINEAR	0	0.10000	0		20	1000	0	100	20	Q
n-Eicosane	LINEAR	0	0.10000	2243200		20	10.0	11.0	14.8	20	
Squalene	LINEAR	0	0.10000	0		20	20.0	0	100	20	Q

FORM VII B  
CONTINUING CALIBRATION CHECK

Lab Name: RTI Laboratories, Inc.

Contract: USA17

Case No: USA17

Lab Code: GLEN01

SAS No.:

SDG No.: 2006481

Instrument ID: GC-FID-NPD

Lab File ID: 07102021.D

Sample ID: CCV-DRO-071020-1

GC Column: Rtx-5

GC Column ID: Rtx-5 cat10255(mm)

Cal. Begin Date: 2/28/2020 9:53 AM

Cal. End Date: 2/28/2020 3:20 PM

COMPOUND	CURVE TYPE	ICAL Avg RRF	minRRF	RRF	%D	MAX %D	THEO CONC	RCVR CONC	%Drift	MAX %D <sup>2</sup>
Diesel Range Organics C10-C28	LINEAR	0	0.10000	1881500		20	1000	1000	4.11	20
n-Eicosane	LINEAR	0	0.10000	0		20	10.0	0	100	20
Squalene	LINEAR	0	0.10000	1574100		20	20.0	19.0	4.18	20

FORM VII B  
CONTINUING CALIBRATION CHECK

Lab Name: RTI Laboratories, Inc.

Contract: USA17

Case No: USA17

Lab Code: GLEN01

SAS No.:

SDG No.: 2006481

Instrument ID: GC-FID-NPD

Lab File ID: 07102022.D

Sample ID: CCV-ORO-071020-1

GC Column: Rtx-5

GC Column ID: Rtx-5 cat10255(mm)

Cal. Begin Date: 2/28/2020 9:53 AM

Cal. End Date: 2/28/2020 3:20 PM

COMPOUND	CURVE TYPE	ICAL Avg RRF	minRRF	RRF	%D	MAX %D	THEO CONC	RCVR CONC	%Drift	MAX %D <sup>2</sup>	
Diesel Range Organics C10-C28	LINEAR	0	0.10000	0		20	1000	0	100	20	Q
n-Eicosane	LINEAR	0	0.10000	2169600		20	10.0	11.0	10.8	20	
Squalene	LINEAR	0	0.10000	0		20	20.0	0	100	20	Q



FORM VII B  
CONTINUING CALIBRATION CHECK

Lab Name: RTI Laboratories, Inc.

Contract: USA17

Case No: USA17

Lab Code: GLEN01

SAS No.:

SDG No.: 2006481

Instrument ID: GC-FID-NPD

Lab File ID: 07102036.D

Sample ID: CCV-DRO-071020-2

GC Column: Rtx-5

GC Column ID: Rtx-5 cat10255(mm)

Cal. Begin Date: 2/28/2020 9:53 AM

Cal. End Date: 2/28/2020 3:20 PM

COMPOUND	CURVE TYPE	ICAL Avg RRF	minRRF	RRF	%D	MAX %D	THEO CONC	RCVR CONC	%Drift	MAX %D <sup>2</sup>
Diesel Range Organics C10-C28	LINEAR	0	0.10000	1794800		20	1000	990	0.776	20
n-Eicosane	LINEAR	0	0.10000	0		20	10.0	0	100	20
Squalene	LINEAR	0	0.10000	1442200		20	20.0	17.0	12.5	20

FORM VII B  
CONTINUING CALIBRATION CHECK

Lab Name: RTI Laboratories, Inc.

Contract: USA17

Case No: USA17

Lab Code: GLEN01

SAS No.:

SDG No.: 2006481

Instrument ID: GC-FID-NPD

Lab File ID: 07102037.D

Sample ID: CCV-ORO-071020-2

GC Column: Rtx-5

GC Column ID: Rtx-5 cat10255(mm)

Cal. Begin Date: 2/28/2020 9:53 AM

Cal. End Date: 2/28/2020 3:20 PM

COMPOUND	CURVE TYPE	ICAL Avg RRF	minRRF	RRF	%D	MAX %D	THEO CONC	RCVR CONC	%Drift	MAX %D <sup>2</sup>	
Diesel Range Organics C10-C28	LINEAR	0	0.10000	0		20	1000	0	100	20	Q
n-Eicosane	LINEAR	0	0.10000	2318500		20	10.0	12.0	18.8	20	
Squalene	LINEAR	0	0.10000	0		20	20.0	0	100	20	Q

FORM VII B  
CONTINUING CALIBRATION CHECK

Lab Name: RTI Laboratories, Inc.

Contract: USA17

Case No: USA17

Lab Code: GLEN01

SAS No.:

SDG No.: 2006481

Instrument ID: GC-FID-NPD

Lab File ID: 07152004.D

Sample ID: CCV-DRO-071520

GC Column: Rtx-5

GC Column ID: Rtx-5 cat10255(mm)

Cal. Begin Date: 2/28/2020 9:53 AM

Cal. End Date: 2/28/2020 3:20 PM

COMPOUND	CURVE TYPE	ICAL Avg RRF	minRRF	RRF	%D	MAX %D	THEO CONC	RCVR CONC	%Drift	MAX %D <sup>2</sup>
Diesel Range Organics C10-C28	LINEAR	0	0.10000	1720200		20	1000	950	4.98	20
n-Eicosane	LINEAR	0	0.10000	0		20	10.0	0	100	20
Squalene	LINEAR	0	0.10000	1608000		20	20.0	20.0	2.03	20

FORM VII B  
CONTINUING CALIBRATION CHECK

Lab Name: RTI Laboratories, Inc.

Contract: USA17

Case No: USA17

Lab Code: GLEN01

SAS No.:

SDG No.: 2006481

Instrument ID: GC-FID-NPD

Lab File ID: 07152006.D

Sample ID: CCV-ORO-071520

GC Column: Rtx-5

GC Column ID: Rtx-5 cat10255(mm)

Cal. Begin Date: 2/28/2020 9:53 AM

Cal. End Date: 2/28/2020 3:20 PM

COMPOUND	CURVE TYPE	ICAL Avg RRF	minRRF	RRF	%D	MAX %D	THEO CONC	RCVR CONC	%Drift	MAX %D <sup>2</sup>	
Diesel Range Organics C10-C28	LINEAR	0	0.10000	0		20	1000	0	100	20	Q
n-Eicosane	LINEAR	0	0.10000	2107700		20	10.0	11.0	7.49	20	
Squalene	LINEAR	0	0.10000	0		20	20.0	0	100	20	Q

FORM VII B  
CONTINUING CALIBRATION CHECK

Lab Name: RTI Laboratories, Inc.

Contract: USA17

Case No: USA17

Lab Code: GLEN01

SAS No.:

SDG No.: 2006481

Instrument ID: GC-FID-NPD

Lab File ID: 07152008.D

Sample ID: CCV-ORO-071520A

GC Column: Rtx-5

GC Column ID: Rtx-5 cat10255(mm)

Cal. Begin Date: 2/28/2020 9:53 AM

Cal. End Date: 2/28/2020 3:20 PM

COMPOUND	CURVE TYPE	ICAL Avg RRF	minRRF	RRF	%D	MAX %D	THEO CONC	RCVR CONC	%Drift	MAX %D <sup>2</sup>	
Diesel Range Organics C10-C28	LINEAR	0	0.10000	0		20	1000	0	100	20	Q
n-Eicosane	LINEAR	0	0.10000	2279600		20	10.0	12.0	16.8	20	
Squalene	LINEAR	0	0.10000	0		20	20.0	0	100	20	Q

FORM VII B  
CONTINUING CALIBRATION CHECK

Lab Name: RTI Laboratories, Inc.

Contract: USA17

Case No: USA17

Lab Code: GLEN01

SAS No.:

SDG No.: 2006481

Instrument ID: GC-FID-NPD

Lab File ID: 07152009.D

Sample ID: CCV-ORO-071520B

GC Column: Rtx-5

GC Column ID: Rtx-5 cat10255(mm)

Cal. Begin Date: 2/28/2020 9:53 AM

Cal. End Date: 2/28/2020 3:20 PM

COMPOUND	CURVE TYPE	ICAL Avg RRF	minRRF	RRF	%D	MAX %D	THEO CONC	RCVR CONC	%Drift	MAX %D <sup>2</sup>	
Diesel Range Organics C10-C28	LINEAR	0	0.10000	0		20	1000	0	100	20	Q
n-Eicosane	LINEAR	0	0.10000	2303700		20	10.0	12.0	18.1	20	
Squalene	LINEAR	0	0.10000	0		20	20.0	0	100	20	Q

FORM VII B  
CONTINUING CALIBRATION CHECK

Lab Name: RTI Laboratories, Inc.

Contract: USA17

Case No: USA17

Lab Code: GLEN01

SAS No.:

SDG No.: 2006481

Instrument ID: GC-FID-NPD

Lab File ID: 07152026.D

Sample ID: CCV-DRO-071520-1

GC Column: Rtx-5

GC Column ID: Rtx-5 cat10255(mm)

Cal. Begin Date: 2/28/2020 9:53 AM

Cal. End Date: 2/28/2020 3:20 PM

COMPOUND	CURVE TYPE	ICAL Avg RRF	minRRF	RRF	%D	MAX %D	THEO CONC	RCVR CONC	%Drift	MAX %D <sup>2</sup>
Diesel Range Organics C10-C28	LINEAR	0	0.10000	1840900		20	1000	1000	1.82	20
n-Eicosane	LINEAR	0	0.10000	0		20	10.0	0	100	20
Squalene	LINEAR	0	0.10000	1795500		20	20.0	22.0	9.84	20

FORM VII B  
CONTINUING CALIBRATION CHECK

Lab Name: RTI Laboratories, Inc.

Contract: USA17

Case No: USA17

Lab Code: GLEN01

SAS No.:

SDG No.: 2006481

Instrument ID: GC-FID-NPD

Lab File ID: 07152027.D

Sample ID: CCV-ORO-071520-1

GC Column: Rtx-5

GC Column ID: Rtx-5 cat10255(mm)

Cal. Begin Date: 2/28/2020 9:53 AM

Cal. End Date: 2/28/2020 3:20 PM

COMPOUND	CURVE TYPE	ICAL Avg RRF	minRRF	RRF	%D	MAX %D	THEO CONC	RCVR CONC	%Drift	MAX %D <sup>2</sup>	
Diesel Range Organics C10-C28	LINEAR	0	0.10000	0		20	1000	0	100	20	Q
n-Eicosane	LINEAR	0	0.10000	2306900		20	10.0	12.0	18.2	20	
Squalene	LINEAR	0	0.10000	0		20	20.0	0	100	20	Q



FORM VII B  
CONTINUING CALIBRATION CHECK

Lab Name: RTI Laboratories, Inc.

Contract: USA17

Case No: USA17

Lab Code: GLEN01

SAS No.:

SDG No.: 2006481

Instrument ID: GC-FID-NPD

Lab File ID: 07152030.D

Sample ID: CCV-DRO-071520-2

GC Column: Rtx-5

GC Column ID: Rtx-5 cat10255(mm)

Cal. Begin Date: 2/28/2020 9:53 AM

Cal. End Date: 2/28/2020 3:20 PM

COMPOUND	CURVE TYPE	ICAL Avg RRF	minRRF	RRF	%D	MAX %D	THEO CONC	RCVR CONC	%Drift	MAX %D <sup>2</sup>
Diesel Range Organics C10-C28	LINEAR	0	0.10000	1754200		20	1000	970	3.07	20
n-Eicosane	LINEAR	0	0.10000	0		20	10.0	0	100	20
Squalene	LINEAR	0	0.10000	1654300		20	20.0	20.0	0.900	20

FORM VII B  
CONTINUING CALIBRATION CHECK

Lab Name: RTI Laboratories, Inc.

Contract: USA17

Case No: USA17

Lab Code: GLEN01

SAS No.:

SDG No.: 2006481

Instrument ID: GC-FID-NPD

Lab File ID: 07152031.D

Sample ID: CCV-ORO-071520-2

GC Column: Rtx-5

GC Column ID: Rtx-5 cat10255(mm)

Cal. Begin Date: 2/28/2020 9:53 AM

Cal. End Date: 2/28/2020 3:20 PM

COMPOUND	CURVE TYPE	ICAL Avg RRF	minRRF	RRF	%D	MAX %D	THEO CONC	RCVR CONC	%Drift	MAX %D <sup>2</sup>	
Diesel Range Organics C10-C28	LINEAR	0	0.10000	0		20	1000	0	100	20	Q
n-Eicosane	LINEAR	0	0.10000	2232600		20	10.0	11.0	14.2	20	
Squalene	LINEAR	0	0.10000	0		20	20.0	0	100	20	Q

FORM VII B  
CONTINUING CALIBRATION CHECK

Lab Name: RTI Laboratories, Inc.

Contract: USA17

Case No: USA17

Lab Code: GLEN01

SAS No.:

SDG No.: 2006481

Instrument ID: GC-FID-NPD

Lab File ID: 07272004.D

Sample ID: CCV-DRO-072720

GC Column: Rtx-5

GC Column ID: Rtx-5 cat10255(mm)

Cal. Begin Date: 2/28/2020 9:53 AM

Cal. End Date: 2/28/2020 3:20 PM

COMPOUND	CURVE TYPE	ICAL Avg RRF	minRRF	RRF	%D	MAX %D	THEO CONC	RCVR CONC	%Drift	MAX %D <sup>2</sup>
Diesel Range Organics C10-C28	LINEAR	0	0.10000	1841900		20	1000	1000	1.87	20
n-Eicosane	LINEAR	0	0.10000	0		20	10.0	0	100	20
Squalene	LINEAR	0	0.10000	1308700		20	20.0	16.0	21.0	20

FORM VII B  
CONTINUING CALIBRATION CHECK

Lab Name: RTI Laboratories, Inc.

Contract: USA17

Case No: USA17

Lab Code: GLEN01

SAS No.:

SDG No.: 2006481

Instrument ID: GC-FID-NPD

Lab File ID: 07272006.D

Sample ID: CCV-ORO-072720

GC Column: Rtx-5

GC Column ID: Rtx-5 cat10255(mm)

Cal. Begin Date: 2/28/2020 9:53 AM

Cal. End Date: 2/28/2020 3:20 PM

COMPOUND	CURVE TYPE	ICAL Avg RRF	minRRF	RRF	%D	MAX %D	THEO CONC	RCVR CONC	%Drift	MAX %D <sup>2</sup>	
Diesel Range Organics C10-C28	LINEAR	0	0.10000	0		20	1000	0	100	20	Q
n-Eicosane	LINEAR	0	0.10000	1885600		20	10.0	9.60	4.47	20	
Squalene	LINEAR	0	0.10000	0		20	20.0	0	100	20	Q

FORM VII B  
CONTINUING CALIBRATION CHECK

Lab Name: RTI Laboratories, Inc.

Contract: USA17

Case No: USA17

Lab Code: GLEN01

SAS No.:

SDG No.: 2006481

Instrument ID: GC-FID-NPD

Lab File ID: 07272025.D

Sample ID: CCV-DRO-072720-1

GC Column: Rtx-5

GC Column ID: Rtx-5 cat10255(mm)

Cal. Begin Date: 2/28/2020 9:53 AM

Cal. End Date: 2/28/2020 3:20 PM

COMPOUND	CURVE TYPE	ICAL Avg RRF	minRRF	RRF	%D	MAX %D	THEO CONC	RCVR CONC	%Drift	MAX %D <sup>2</sup>
Diesel Range Organics C10-C28	LINEAR	0	0.10000	1942100		20	1000	1100	7.52	20
n-Eicosane	LINEAR	0	0.10000	0		20	10.0	0	100	20
Squalene	LINEAR	0	0.10000	1717200		20	20.0	21.0	4.88	20

FORM VII B  
CONTINUING CALIBRATION CHECK

Lab Name: RTI Laboratories, Inc.

Contract: USA17

Case No: USA17

Lab Code: GLEN01

SAS No.:

SDG No.: 2006481

Instrument ID: GC-FID-NPD

Lab File ID: 07272026.D

Sample ID: CCV-ORO-072720-1

GC Column: Rtx-5

GC Column ID: Rtx-5 cat10255(mm)

Cal. Begin Date: 2/28/2020 9:53 AM

Cal. End Date: 2/28/2020 3:20 PM

COMPOUND	CURVE TYPE	ICAL Avg RRF	minRRF	RRF	%D	MAX %D	THEO CONC	RCVR CONC	%Drift	MAX %D <sup>2</sup>	
Diesel Range Organics C10-C28	LINEAR	0	0.10000	0		20	1000	0	100	20	Q
n-Eicosane	LINEAR	0	0.10000	1913600		20	10.0	9.70	2.96	20	
Squalene	LINEAR	0	0.10000	0		20	20.0	0	100	20	Q

FORM VII B  
CONTINUING CALIBRATION CHECK

Lab Name: RTI Laboratories, Inc.

Contract: USA17

Case No: USA17

Lab Code: GLEN01

SAS No.:

SDG No.: 2006481

Instrument ID: GC-FID-NPD

Lab File ID: 07272040.D

Sample ID: CCV-DRO-072720-2

GC Column: Rtx-5

GC Column ID: Rtx-5 cat10255(mm)

Cal. Begin Date: 2/28/2020 9:53 AM

Cal. End Date: 2/28/2020 3:20 PM

COMPOUND	CURVE TYPE	ICAL Avg RRF	minRRF	RRF	%D	MAX %D	THEO CONC	RCVR CONC	%Drift	MAX %D <sup>2</sup>
Diesel Range Organics C10-C28	LINEAR	0	0.10000	1776200		20	1000	980	1.83	20
n-Eicosane	LINEAR	0	0.10000	0		20	10.0	0	100	20
Squalene	LINEAR	0	0.10000	1812700		20	20.0	22.0	10.9	20

FORM VII B  
CONTINUING CALIBRATION CHECK

Lab Name: RTI Laboratories, Inc.

Contract: USA17

Case No: USA17

Lab Code: GLEN01

SAS No.:

SDG No.: 2006481

Instrument ID: GC-FID-NPD

Lab File ID: 07272041.D

Sample ID: CCV-ORO-072720-2

GC Column: Rtx-5

GC Column ID: Rtx-5 cat10255(mm)

Cal. Begin Date: 2/28/2020 9:53 AM

Cal. End Date: 2/28/2020 3:20 PM

COMPOUND	CURVE TYPE	ICAL Avg RRF	minRRF	RRF	%D	MAX %D	THEO CONC	RCVR CONC	%Drift	MAX %D <sup>2</sup>	
Diesel Range Organics C10-C28	LINEAR	0	0.10000	0		20	1000	0	100	20	Q
n-Eicosane	LINEAR	0	0.10000	1939200		20	10.0	9.80	1.59	20	
Squalene	LINEAR	0	0.10000	0		20	20.0	0	100	20	Q



Lab Name: RTI Laboratories, Inc. Contract: USA17

Lab Code: GLEN01 ClientID: USA17 SAS No.: SDG No.: 2006481

GC Column: Rtx-5 ID: Rtx-5\_cat10255(mm)

Init. Calib. Date(s): 2/28/2020 2/28/2020 Instrument ID: GC-FID-NPD

SURROGATE RT FROM CONTINUING CALIBRATION	
(DC4): 15.66	(4BF): 11.56

	CLIENT SAMPLE NO.	LAB SAMPLE ID	DATE ANALYZED	TIME ANALYZED	RT #	RT #
01	ICV-DRO-022820	ICV-DRO-022820	2/28/2020	12:37	0.00	11.56
01	ICV-ORO-022820	ICV-ORO-022820	2/28/2020	16:42	8.83	0.00
02	MB-51084	MB-51084	2/28/2020	17:10	8.83	11.56
03	LOQ-51084	LOQ-51084	2/28/2020	17:37	8.83	11.56
04	LOD-51084	LOD-51084	2/28/2020	18:04	8.83	11.56
05	IDMP-1	IDMP-1	2/28/2020	18:31	8.83	0.00
06	IDMP-2	IDMP-2	2/28/2020	18:59	8.83	11.56
07	IDMP-3	IDMP-3	2/28/2020	19:26	8.83	11.56
08	IDMP-4	IDMP-4	2/28/2020	19:53	8.83	11.56
09	MB-51117	MB-51117	2/28/2020	20:20	8.83	11.56
10	LOQ	LOQ	2/28/2020	20:48	8.83	11.56
11	IDMP-1-GDI	IDMP-1-GDI	2/28/2020	21:15	8.83	11.56
12	IDMP-2-GDI	IDMP-2-GDI	2/28/2020	21:42	8.83	11.56
13	IDMP-3-GDI	IDMP-3-GDI	2/28/2020	22:09	8.83	11.56
14	IDMP-4-GDI	IDMP-4-GDI	2/28/2020	22:37	8.83	11.56
15	CCB-022820-1	CCB-022820-1	2/28/2020	23:04	8.83	11.56
01	CCV-DRO-022820-1	CCV-DRO-022820-1	2/28/2020	23:31	0.00	11.56
01	CCV-ORO-022820-1	CCV-ORO-022820-1	2/28/2020	23:58	8.83	0.00

```
= n-Eicosane                                     (± 0.00 MINUTES)
= Squalene                                         (± 0.00 MINUTES)
```

Page 328 of 912

FORM VIII PEST1  
PESTICIDE ANALYTICAL SEQUENCE

Lab Name: RTI Laboratories, Inc. Contract: USA17  
 Lab Code: GLEN01 ClientID: USA17 SAS No.: SDG No.: 2006481  
 GC Column: Rtx-5 ID: Rtx-5 cat10255(mm)  
 Init. Calib. Date(s): 2/28/2020 2/28/2020 Instrument ID: GC-FID-NPD

THE ANALYTICAL SEQUENCE OF PERFORMANCE EVALUATION MIXTURES ,BLANKS,  
SAMPLES, AND STANDARDS IS GIVEN BELOW:

SURROGATE RT FROM CONTINUING CALIBRATION					
(DC4): 15.66			(4BF): 11.56		
	CLIENT SAMPLE NO.	LAB SAMPLE ID	DATE ANALYZED	TIME ANALYZED	RT #
01	ICV-DRO-022820	ICV-DRO-022820	2/28/2020	12:37	0.00
01	CCV-DRO-070920	CCV-DRO-070920	7/9/2020	11:54	0.00
02	MB-51991	MB-51991	7/9/2020	12:22	8.83
03	LCS-51991	LCS-51991	7/9/2020	12:49	8.83
04	LCSD-51991	LCSD-51991	7/9/2020	13:18	8.82
05	ZZZZZ	2006454-021A	7/9/2020	13:45	8.83
06	ZZZZZ	2006454-022A	7/9/2020	14:13	8.83
07	ZZZZZ	2006454-023A	7/9/2020	14:42	8.83
08	ZZZZZ	2006454-024A	7/9/2020	16:28	8.83
09	ZZZZZ	2006454-025A	7/9/2020	16:56	8.83
10	ZZZZZ	2006454-026A	7/9/2020	17:24	8.83
11	ZZZZZ	2006454-027A	7/9/2020	17:52	8.83
12	MS	2006454-027AMS	7/9/2020	18:20	8.83
13	MSD	2006454-027AMSD	7/9/2020	18:48	8.83
14	ZZZZZ	2006479-001A	7/9/2020	19:16	8.83
15	ZZZZZ	2006479-002A	7/9/2020	19:44	8.83
16	ZZZZZ	2006479-003A	7/9/2020	20:12	8.83
17	CCB-070920-1	CCB-070920-1	7/9/2020	20:39	8.83
01	CCV-DRO-070920-1	CCV-DRO-070920-1	7/9/2020	21:07	0.00
02	ZZZZZ	2006479-004A	7/9/2020	21:35	8.83
03	ZZZZZ	2006479-005A	7/9/2020	22:03	8.83
04	ZZZZZ	2006479-006A	7/9/2020	22:30	8.83
05	ZZZZZ	2006479-007A	7/9/2020	22:58	8.83
06	TAFBS-S-50	2006481-001A	7/9/2020	23:26	8.83
07	TAFBS-S-49	2006481-002A	7/9/2020	23:53	8.83
08	TAFBS-S-48	2006481-003A	7/10/2020	00:21	8.83
09	TAFBS-S-47	2006481-004A	7/10/2020	00:48	8.83
10	TAFBS-S-46	2006481-005A	7/10/2020	01:16	8.83
11	TAFBS-S-45	2006481-006A	7/10/2020	01:43	8.83

Lab Name: RTI Laboratories, Inc. Contract: USA17

Lab Code: GLEN01 ClientID: USA17 SAS No.: SDG No.: 2006481

GC Column: Rtx-5 ID: Rtx-5 cat10255 (mm)

Init. Calib. Date(s): 2/28/2020 2/28/2020 Instrument ID: GC-FID-NPD

SURROGATE RT FROM CONTINUING CALIBRATION	
(DC4): 15.66	(4BF): 11.56

QC LIMITS

# Column used to flag values outside QC limits with an asterisk.      \* Values outside of QC limits.

FORM VIII PEST1  
PESTICIDE ANALYTICAL SEQUENCE

Lab Name: RTI Laboratories, Inc. Contract: USA17  
Lab Code: GLEN01 ClientID: USA17 SAS No.: SDG No.: 2006481  
GC Column: Rtx-5 ID: Rtx-5 cat10255(mm)  
Init. Calib. Date(s): 2/28/2020 2/28/2020 Instrument ID: GC-FID-NPD

THE ANALYTICAL SEQUENCE OF PERFORMANCE EVALUATION MIXTURES ,BLANKS,  
SAMPLES, AND STANDARDS IS GIVEN BELOW:

SURROGATE RT FROM CONTINUING CALIBRATION					
(DC4): 15.66			(4BF): 11.56		
	CLIENT SAMPLE NO.	LAB SAMPLE ID	DATE ANALYZED	TIME ANALYZED	RT #
01	ICV-DRO-022820	ICV-DRO-022820	2/28/2020	12:37	0.00
01	CCV-DRO-071020	CCV-DRO-071020	7/10/2020	13:21	0.00
02	CRQL-ORO-071020	CRQL-ORO-071020	7/10/2020	13:49	8.83
01	CCV-ORO-071020	CCV-ORO-071020	7/10/2020	14:17	8.83
02	MB-51998	MB-51998	7/10/2020	14:45	8.83
03	LCS-51998-DRO	LCS-51998-DRO	7/10/2020	15:40	8.83
04	LCSD-51998-DRO	LCSD-51998-DRO	7/10/2020	16:08	8.82
05	TAFBS-S-43	2006481-008A	7/10/2020	16:36	8.83
06	TAFBS-S-42	2006481-009A	7/10/2020	17:04	8.83
07	TAFBS-S-41	2006481-010A	7/10/2020	17:31	8.83
08	TAFBS-S-40	2006481-011A	7/10/2020	17:59	8.83
09	TAFBS-S-39	2006481-012A	7/10/2020	18:27	8.83
10	TAFBS-S-38	2006481-013A	7/10/2020	18:54	8.83
11	TAFBS-S-37	2006481-014A	7/10/2020	19:22	8.83
12	TAFBS-S-36	2006481-015A	7/10/2020	19:49	8.83
13	TAFBS-S-35	2006481-016A	7/10/2020	20:17	8.83
14	TAFBS-S-34	2006481-017A	7/10/2020	20:45	8.83
15	CCB-071020-1	CCB-071020-1	7/10/2020	21:12	8.83
01	CCV-DRO-071020-1	CCV-DRO-071020-1	7/10/2020	21:40	0.00
01	CCV-ORO-071020-1	CCV-ORO-071020-1	7/10/2020	22:07	8.83
02	ZZZZZ	2006481-018A	7/10/2020	22:35	0.00
03	TAFBS-S-32	2006481-019A	7/10/2020	23:02	8.83
04	TAFBS-S-31	2006481-020A	7/10/2020	23:30	8.83
05	TAFBS-S-30	2006481-021A	7/10/2020	23:57	8.83
06	TAFBS-S-29	2006481-022A	7/11/2020	00:25	8.83
07	TAFBS-S-28	2006481-023A	7/11/2020	00:52	8.83
08	TAFBS-S-27	2006481-024A	7/11/2020	01:20	8.83
09	TAFBS-S-26	2006481-025A	7/11/2020	01:47	8.83
10	TAFBS-S-26MS	2006481-025A	7/11/2020	02:15	8.83

FORM VIII PEST1  
PESTICIDE ANALYTICAL SEQUENCE

Lab Name: RTI Laboratories, Inc. Contract: USA17  
 Lab Code: GLEN01 ClientID: USA17 SAS No.:                      SDG No.: 2006481  
 GC Column: Rtx-5 ID: Rtx-5 cat10255(mm)  
 Init. Calib. Date(s): 2/28/2020 2/28/2020 Instrument ID: GC-FID-NPD

THE ANALYTICAL SEQUENCE OF PERFORMANCE EVALUATION MIXTURES ,BLANKS,  
SAMPLES, AND STANDARDS IS GIVEN BELOW:

SURROGATE RT FROM CONTINUING CALIBRATION					
(DC4): 15.66			(4BF): 11.56		
CLIENT SAMPLE NO.	LAB SAMPLE ID	DATE ANALYZED	TIME ANALYZED	RT #	RT #
11 TAFBS-S-26MSD	2006481-025A	7/11/2020	02:42	8.83	11.56
12 ZZZZZ	2006518-001A	7/11/2020	03:10	8.83	11.56
13 TAFBS-S-44	2006481-007A	7/11/2020	03:37	8.83	11.56
14 CCB-071020-2	CCB-071020-2	7/11/2020	04:05	8.83	11.56
01 CCV-DRO-071020-2	CCV-DRO-071020-2	7/11/2020	04:32	0.00	11.56
01 CCV-ORO-071020-2	CCV-ORO-071020-2	7/11/2020	04:59	8.83	0.00

QC LIMITS

= n-Eicosane (± 0.00 MINUTES)  
 = Squalene (± 0.00 MINUTES)

# Column used to flag values outside QC limits with an asterisk. \* Values outside of QC limits.

FORM VIII PEST1  
PESTICIDE ANALYTICAL SEQUENCE

Lab Name: RTI Laboratories, Inc. Contract: USA17  
Lab Code: GLEN01 ClientID: USA17 SAS No.: SDG No.: 2006481  
GC Column: Rtx-5 ID: Rtx-5 cat10255(mm)  
Init. Calib. Date(s): 2/28/2020 2/28/2020 Instrument ID: GC-FID-NPD

THE ANALYTICAL SEQUENCE OF PERFORMANCE EVALUATION MIXTURES ,BLANKS,  
SAMPLES, AND STANDARDS IS GIVEN BELOW:

SURROGATE RT FROM CONTINUING CALIBRATION					
(DC4): 15.66			(4BF): 11.56		
	CLIENT SAMPLE NO.	LAB SAMPLE ID	DATE ANALYZED	TIME ANALYZED	RT #
01	ICV-DRO-022820	ICV-DRO-022820	2/28/2020	12:37	0.00
01	ICV-ORO-022820	ICV-ORO-022820	2/28/2020	16:42	8.83
01	CCV-DRO-071520	CCV-DRO-071520	7/15/2020	11:15	0.00
02	CRQL-ORO-071520	CRQL-ORO-071520	7/15/2020	11:43	8.83
01	CCV-ORO-071520	CCV-ORO-071520	7/15/2020	12:10	8.83
02	CCB-071520A	CCB-071520A	7/15/2020	12:38	8.83
01	CCV-ORO-071520A	CCV-ORO-071520A	7/15/2020	13:05	8.83
01	CCV-ORO-071520B	CCV-ORO-071520B	7/15/2020	13:33	8.83
02	MB-52040	MB-52040	7/15/2020	14:00	8.83
03	LCS-DRO	LCS-DRO	7/15/2020	14:28	8.83
04	LCS-ORO	LCS-ORO	7/15/2020	14:56	8.82
05	ZZZZZ	2006211-014A	7/15/2020	15:23	8.82
06	ZZZZZ	2006219-009A	7/15/2020	15:51	8.82
07	ZZZZZ	2006219-010A	7/15/2020	16:19	8.82
08	ZZZZZ	2006244-011A	7/15/2020	16:47	8.83
09	ZZZZZ	2006244-012A	7/15/2020	17:14	8.83
10	MS	2006244-012AMS	7/15/2020	17:42	8.83
11	MSD	2006244-012AMSD	7/15/2020	18:09	8.83
12	ZZZZZ	2006244-013A	7/15/2020	18:37	8.83
13	ZZZZZ	2006244-017A	7/15/2020	19:04	8.83
14	ZZZZZ	2006211-015A	7/15/2020	19:32	8.83
15	ZZZZZ	2006481-018A	7/15/2020	19:59	8.83
16	ZZZZZ	2006479-007A	7/15/2020	20:27	8.83
17	CCB-071520-1	CCB-071520-1	7/15/2020	20:54	8.83
01	CCV-DRO-071520-1	CCV-DRO-071520-1	7/15/2020	21:22	0.00
01	CCV-ORO-071520-1	CCV-ORO-071520-1	7/15/2020	21:49	8.83
02	ZZZZZ	2006219-010A	7/15/2020	22:16	8.83
03	CCB-071520-2	CCB-071520-2	7/15/2020	22:44	8.83
01	CCV-DRO-071520-2	CCV-DRO-071520-2	7/15/2020	23:11	0.00

FORM VIII PEST1  
PESTICIDE ANALYTICAL SEQUENCE

Lab Name: RTI Laboratories, Inc. Contract: USA17  
 Lab Code: GLEN01 ClientID: USA17 SAS No.: SDG No.: 2006481  
 GC Column: Rtx-5 ID: Rtx-5 cat10255(mm)  
 Init. Calib. Date(s): 2/28/2020 2/28/2020 Instrument ID: GC-FID-NPD

THE ANALYTICAL SEQUENCE OF PERFORMANCE EVALUATION MIXTURES ,BLANKS,  
SAMPLES, AND STANDARDS IS GIVEN BELOW:

SURROGATE RT FROM CONTINUING CALIBRATION					
(DC4): 15.66			(4BF): 11.56		
CLIENT SAMPLE NO.	LAB SAMPLE ID	DATE ANALYZED	TIME ANALYZED	RT #	RT #
01 CCV-ORO-071520-2	CCV-ORO-071520-2	7/15/2020	23:39	8.83	0.00

QC LIMITS

= n-Eicosane (± 0.00 MINUTES)  
 = Squalene (± 0.00 MINUTES)

# Column used to flag values outside QC limits with an asterisk. \* Values outside of QC limits.

FORM VIII PEST1  
PESTICIDE ANALYTICAL SEQUENCE

Lab Name: RTI Laboratories, Inc. Contract: USA17  
 Lab Code: GLEN01 ClientID: USA17 SAS No.: SDG No.: 2006481  
 GC Column: Rtx-5 ID: Rtx-5 cat10255(mm)  
 Init. Calib. Date(s): 2/28/2020 2/28/2020 Instrument ID: GC-FID-NPD

THE ANALYTICAL SEQUENCE OF PERFORMANCE EVALUATION MIXTURES ,BLANKS,  
SAMPLES, AND STANDARDS IS GIVEN BELOW:

SURROGATE RT FROM CONTINUING CALIBRATION					
(DC4): 15.66			(4BF): 11.56		
	CLIENT SAMPLE NO.	LAB SAMPLE ID	DATE ANALYZED	TIME ANALYZED	RT #
01	ICV-DRO-022820	ICV-DRO-022820	2/28/2020	12:37	0.00
01	ICV-ORO-022820	ICV-ORO-022820	2/28/2020	16:42	8.83
01	CCV-DRO-072720	CCV-DRO-072720	7/27/2020	15:05	0.00
02	CRQL-ORO-072720	CRQL-ORO-072720	7/27/2020	15:33	8.82
01	CCV-ORO-072720	CCV-ORO-072720	7/27/2020	16:00	8.82
02	CRQL-DRO-072720A	CRQL-DRO-072720A	7/27/2020	16:28	0.00
03	CRQL-ORO-072720A	CRQL-ORO-072720A	7/27/2020	16:56	8.82
04	CRQL-ORO-072720B	CRQL-ORO-072720B	7/27/2020	18:46	8.82
05	MB-52102	MB-52102	7/27/2020	19:14	8.82
06	LCS-DRO	LCS-DRO	7/27/2020	19:41	8.82
07	LCSD-DRO	LCSD-DRO	7/27/2020	20:09	8.82
08	LCS-52102-ORO	LCS-52102-ORO	7/27/2020	20:36	8.83
09	LCSD-52102-ORO	LCSD-52102-ORO	7/27/2020	21:04	8.82
10	ZZZZZ	2006284-013A	7/27/2020	21:31	8.82
11	ZZZZZ	2006284-014A	7/27/2020	21:59	8.82
12	ZZZZZ	2006286-007A	7/27/2020	22:26	8.82
13	ZZZZZ	2006286-009A	7/27/2020	22:53	8.82
14	ZZZZZ	2006286-010A	7/27/2020	23:21	8.82
15	ZZZZZ	2006286-011A	7/27/2020	23:48	8.82
16	ZZZZZ	2006286-012A	7/28/2020	00:15	8.82
17	ZZZZZ	2006300-001A	7/28/2020	00:43	8.82
18	ZZZZZ	2006300-004A	7/28/2020	01:10	8.82
19	ZZZZZ	2006300-005A	7/28/2020	01:37	8.82
20	CCB-072720-1	CCB-072720-1	7/28/2020	02:04	8.82
01	CCV-DRO-072720-1	CCV-DRO-072720-1	7/28/2020	02:31	0.00
01	CCV-ORO-072720-1	CCV-ORO-072720-1	7/28/2020	02:59	8.82
02	ZZZZZ	2006300-006A	7/28/2020	03:26	8.82
03	ZZZZZ	2006300-007A	7/28/2020	03:53	8.82
04	ZZZZZ	2006300-008A	7/28/2020	04:20	8.82



Lab Name: RTI Laboratories, Inc. Contract: USA17

Lab Code: GLEN01 ClientID: USA17 SAS No.: SDG No.: 2006481

GC Column: Rtx-5 ID: Rtx-5 cat10255 (mm)

Init. Calib. Date(s): 2/28/2020 2/28/2020 Instrument ID: GC-FID-NPD

SURROGATE RT FROM CONTINUING CALIBRATION	
(DC4): 15.66	(4BF): 11.56

	CLIENT SAMPLE NO.	LAB SAMPLE ID	DATE ANALYZED	TIME ANALYZED	RT #	RT #
05	MS	2006300-008AMS	7/28/2020	04:47	8.82	11.55
06	MSD	2006300-008AMSD	7/28/2020	05:14	8.82	11.55
07	ZZZZZ	2006300-009A	7/28/2020	05:41	8.82	11.55
08	ZZZZZ	2006300-010A	7/28/2020	06:08	8.82	11.55
09	ZZZZZ	2006300-011A	7/28/2020	06:35	8.82	11.55
10	ZZZZZ	2006300-012A	7/28/2020	07:02	8.82	11.55
11	ZZZZZ	2006300-013A	7/28/2020	07:29	8.82	11.55
12	ZZZZZ	2006300-014A	7/28/2020	07:56	8.82	11.55
13	TAFBS-S-33	2006481-018A	7/28/2020	08:23	8.82	11.55
14	CCB-072720-2	CCB-072720-2	7/28/2020	08:50	8.82	11.55
01	CCV-DRO-072720-2	CCV-DRO-072720-2	7/28/2020	09:17	0.00	11.55
01	CCV-ORO-072720-2	CCV-ORO-072720-2	7/28/2020	09:44	8.82	0.00

```
= n-Eicosane                                     (± 0.00 MINUTES)
```

```
= Squalene                                       (± 0.00 MINUTES)
```

# Column used to flag values outside QC limits with an asterisk.      \* Values outside of QC limits.

Data Directory: R:\2\DATA\070920\

SampleName	MiscInfo	Vial	Multiplier	Injection Time
1) 0709200A.D PRIME		100	1.000	09 Jul 2020 8:40 am
2) 0709001B.D PRIME		100	1.000	09 Jul 2020 9:07 am
3) 0709002C.D PRIME		100	1.000	09 Jul 2020 9:35 am
4) 0709003D.D PRIME		100	1.000	09 Jul 2020 10:02 am
5) 07092001.D RTX-070920		1	1.000	09 Jul 2020 10:30 am
6) 07092002.D CCB-070920		2	1.000	09 Jul 2020 10:58 am
7) 07092003.D CRQL-DRO-070920		3	1.000	09 Jul 2020 11:26 am
8) 07092004.D CCV-DRO-070920		4	1.000	09 Jul 2020 11:54 am
9) 07092005.D MB-51991		5	1.000	09 Jul 2020 12:22 pm
10) 07092006.D LCS-51991		6	1.000	09 Jul 2020 12:49 pm
11) 07092007.D LCSD-51991		7	1.000	09 Jul 2020 1:18 pm
12) 07092008.D 2006454-021A		8	1.000	09 Jul 2020 1:45 pm
13) 07092009.D 2006454-022A		9	1.000	09 Jul 2020 2:13 pm
14) 07092010.D 2006454-023A		10	1.000	09 Jul 2020 2:42 pm
15) 07092011.D 2006454-024A		11	1.000	09 Jul 2020 4:28 pm
16) 07092013.D 2006454-025A		12	1.000	09 Jul 2020 4:56 pm
17) 07092014.D 2006454-026A		13	1.000	09 Jul 2020 5:24 pm
18) 07092015.D 2006454-027A		14	1.000	09 Jul 2020 5:52 pm
19) 07092016.D 2006454-027AMS		15	1.000	09 Jul 2020 6:20 pm
20) 07092017.D 2006454-027AMSD		16	1.000	09 Jul 2020 6:48 pm
21) 07092018.D 2006479-001A		17	1.000	09 Jul 2020 7:16 pm

22) 07092019.D 2006479-002A	18	1.000	09 Jul 2020	7:44 pm
-----				
23) 07092020.D 2006479-003A	19	1.000	09 Jul 2020	8:12 pm
-----				
24) 07092021.D CCCB-070920-1	2	1.000	09 Jul 2020	8:39 pm
-----				
25) 07092022.D CCCV-DRO-070920-1	4	1.000	09 Jul 2020	9:07 pm
-----				
26) 07092023.D 2006479-004A	20	1.000	09 Jul 2020	9:35 pm
-----				
27) 07092024.D 2006479-005A	21	1.000	09 Jul 2020	10:03 pm
-----				
28) 07092025.D 2006479-006A	22	1.000	09 Jul 2020	10:30 pm
-----				
29) 07092026.D 2006479-007A	23	1.000	09 Jul 2020	10:58 pm
-----				
30) 07092027.D 2006481-001A	24	1.000	09 Jul 2020	11:26 pm
-----				
31) 07092028.D 2006481-002A	25	1.000	09 Jul 2020	11:53 pm
-----				
32) 07092029.D 2006481-003A	26	1.000	10 Jul 2020	12:21 am
-----				
33) 07092030.D 2006481-004A	27	1.000	10 Jul 2020	12:48 am
-----				
34) 07092031.D 2006481-005A	28	1.000	10 Jul 2020	1:16 am
-----				
35) 07092032.D 2006481-006A	29	1.000	10 Jul 2020	1:43 am
-----				
36) 07092033.D CCCB-070920-2	2	1.000	10 Jul 2020	2:11 am
-----				
37) 07092034.D CCCV-DRO-070920-2	4	1.000	10 Jul 2020	2:38 am
-----				

Data Path : R:\2\DATA\070920\  
 Data File : 07092001.D  
 Signal(s) : FID2B.CH  
 Acq On : 09 Jul 2020 10:30 am  
 Operator : GCSVOC-Dhiren  
 Sample : RTX-070920  
 Misc :  
 ALS Vial : 1 Sample Multiplier: 1

Integration File: EVENTS.E  
 Quant Time: Jul 09 11:26:51 2020  
 Quant Method : Z:\HPCHEM\2\METHODS\C10-40.M  
 Quant Title : Rentention Time C8-40  
 QLast Update : Wed Dec 18 10:37:38 2019  
 Response via : Initial Calibration  
 Integrator: ChemStation 6890 Scale Mode: Large solvent peaks clipped

Volume Inj. :  
 Signal Phase :  
 Signal Info :

Compound	R.T.	Response	Conc Units
-----			
Target Compounds			
1) C8	2.390	363964015	4.446 ug/mL
2) C10	3.835	399437056	337.087 ug/mL
3) C12	5.090	395939128	343.749 ug/mL
4) C14	6.184	393899394	347.257 ug/mL
5) C16	7.156	390780946	351.622 ug/mL
6) C18	8.031	389492675	352.918 ug/mL
7) C20	8.826	378201041	341.801 ug/mL
8) C22	9.555	367539386	325.825 ug/mL
9) C24	10.224	357154391	308.334 ug/mL
10) C25	10.540	364030530	349.948 ug/mL
11) C26	10.845	354590053	296.582 ug/mL
12) C28	11.422	363337818	292.702 ug/mL
13) C30	11.965	382135447	307.692 ug/mL
14) C32	12.539	393904882	331.112 ug/mL
15) C34	13.171	408962761	369.803 ug/mL
16) C36	13.919	404736837	439.092 ug/mL
17) C38	14.892	384532897	546.267 ug/mL
18) C40	16.280f	395996756	771.188 ug/mL
-----			

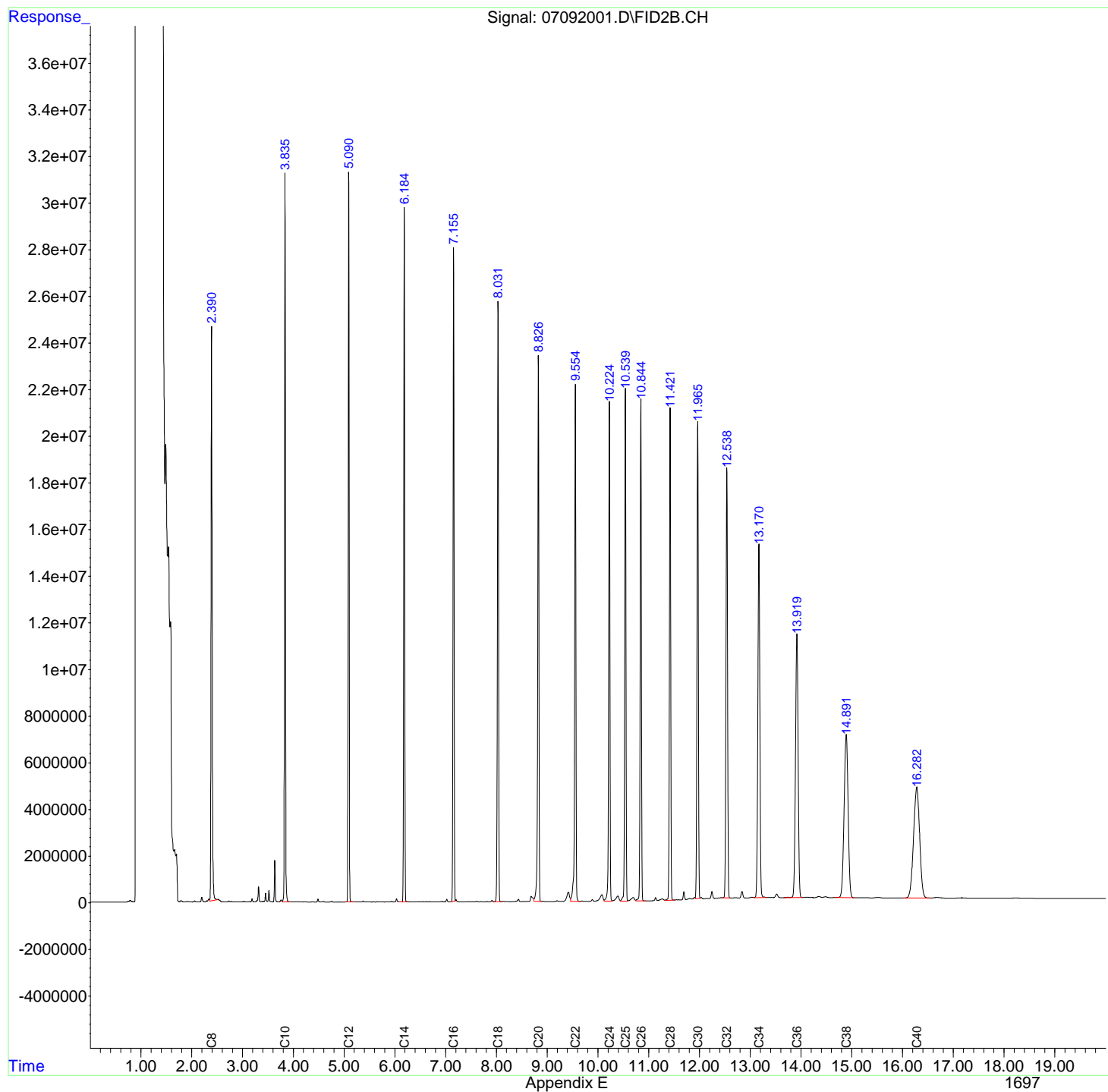
(f)=RT Delta > 1/2 Window

(m)=manual int.

Data Path : R:\2\DATA\070920\  
Data File : 07092001.D  
Signal(s) : FID2B.CH  
Acq On : 09 Jul 2020 10:30 am  
Operator : GCSVOC-Dhiren  
Sample : RTX-070920  
Misc :  
ALS Vial : 1 Sample Multiplier: 1

Integration File: EVENTS.E  
Quant Time: Jul 09 11:26:51 2020  
Quant Method : Z:\HPCHEM\2\METHODS\C10-40.M  
Quant Title : Rentention Time C8-40  
QLast Update : Wed Dec 18 10:37:38 2019  
Response via : Initial Calibration  
Integrator: ChemStation 6890 Scale Mode: Large solvent peaks clipped

Volume Inj. :  
Signal Phase :  
Signal Info :



Data Path : R:\2\DATA\070920\  
 Data File : 07092002.D  
 Signal(s) : FID2B.CH  
 Acq On : 09 Jul 2020 10:58 am  
 Operator : GCSVOC-Dhiren  
 Sample : CCB-070920  
 Misc :  
 ALS Vial : 2 Sample Multiplier: 1

Integration File: EVENTS.E  
 Quant Time: Jul 09 11:29:07 2020  
 Quant Method : Z:\HPCHEM\2\METHODS\022820DRO-ORO.M  
 Quant Title : DRO-ORO 09-09-15 DRO/ORO  
 QLast Update : Fri Feb 28 16:32:12 2020  
 Response via : Initial Calibration  
 Integrator: ChemStation 6890 Scale Mode: Large solvent peaks clipped

Volume Inj. :  
 Signal Phase :  
 Signal Info :

Compound	R.T.	Response	Conc	Units
-----				
System Monitoring Compounds				
4) S n-Eicosane	8.825	31182000	16.192	ug/mLm
8) S1 Squalene	11.549	25863177	15.610	ug/mLm
Target Compounds				
1) H DRO C10-C20	0.000	0	N.D.	ug/mL
2) H DRO C10-C25	0.000	0	N.D.	ug/mL
3) H DRO C10-C28	0.000	0	N.D.	ug/mL
5) H1 ORO C20-C34	0.000	0	N.D.	ug/mL
6) H1 ORO C25-C36	0.000	0	N.D.	ug/mL
7) H1 DRO C10-C36	0.000	0	N.D.	ug/mL
-----				

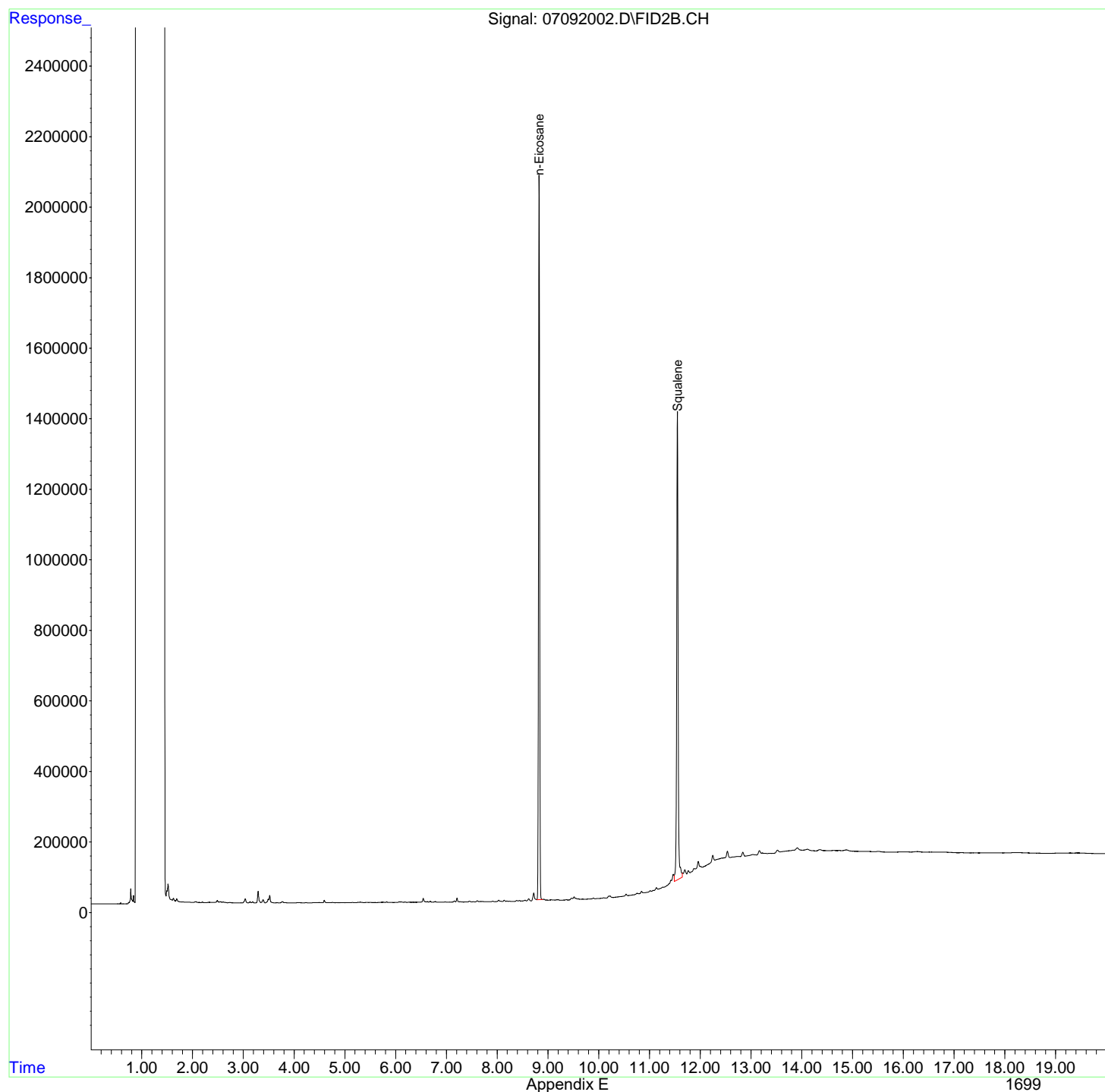
(f)=RT Delta > 1/2 Window

(m)=manual int.

Data Path : R:\2\DATA\070920\  
Data File : 07092002.D  
Signal(s) : FID2B.CH  
Acq On : 09 Jul 2020 10:58 am  
Operator : GCSVOC-Dhiren  
Sample : CCB-070920  
Misc :  
ALS Vial : 2 Sample Multiplier: 1

Integration File: EVENTS.E  
Quant Time: Jul 09 11:29:07 2020  
Quant Method : Z:\HPCHEM\2\METHODS\022820DRO-ORO.M  
Quant Title : DRO-ORO 09-09-15 DRO/ORO  
QLast Update : Fri Feb 28 16:32:12 2020  
Response via : Initial Calibration  
Integrator: ChemStation 6890 Scale Mode: Large solvent peaks clipped

Volume Inj. :  
Signal Phase :  
Signal Info :



Data Path : R:\2\DATA\070920\  
 Data File : 07092003.D  
 Signal(s) : FID2B.CH  
 Acq On : 09 Jul 2020 11:26 am  
 Operator : GCSVOC-Dhiren  
 Sample : CRQL-DRO-070920  
 Misc :  
 ALS Vial : 3 Sample Multiplier: 1

Integration File: EVENTS.E  
 Quant Time: Jul 09 12:01:08 2020  
 Quant Method : Z:\HPCHEM\2\METHODS\022820DRO-ORO.M  
 Quant Title : DRO-ORO 09-09-15 DRO/ORO  
 QLast Update : Fri Feb 28 16:32:12 2020  
 Response via : Initial Calibration  
 Integrator: ChemStation 6890 Scale Mode: Large solvent peaks clipped

Volume Inj. :  
 Signal Phase :  
 Signal Info :

Compound	R.T.	Response	Conc Units
-----			
System Monitoring Compounds			
4) S n-Eicosane	0.000	0	N.D. ug/mL
8) S1 Squalene	11.551	4422878	2.043 ug/mLm
Target Compounds			
1) H DRO C10-C20	5.050	99188499	50.308 ug/mLm
2) H DRO C10-C25	5.150	120730175	57.270 ug/mLm
3) H DRO C10-C28	6.850	139367602	59.617 ug/mLm
5) H1 ORO C20-C34	0.000	0	N.D. ug/mL
6) H1 ORO C25-C36	0.000	0	N.D. ug/mL
7) H1 DRO C10-C36	0.000	0	N.D. ug/mL
-----			

(f)=RT Delta > 1/2 Window

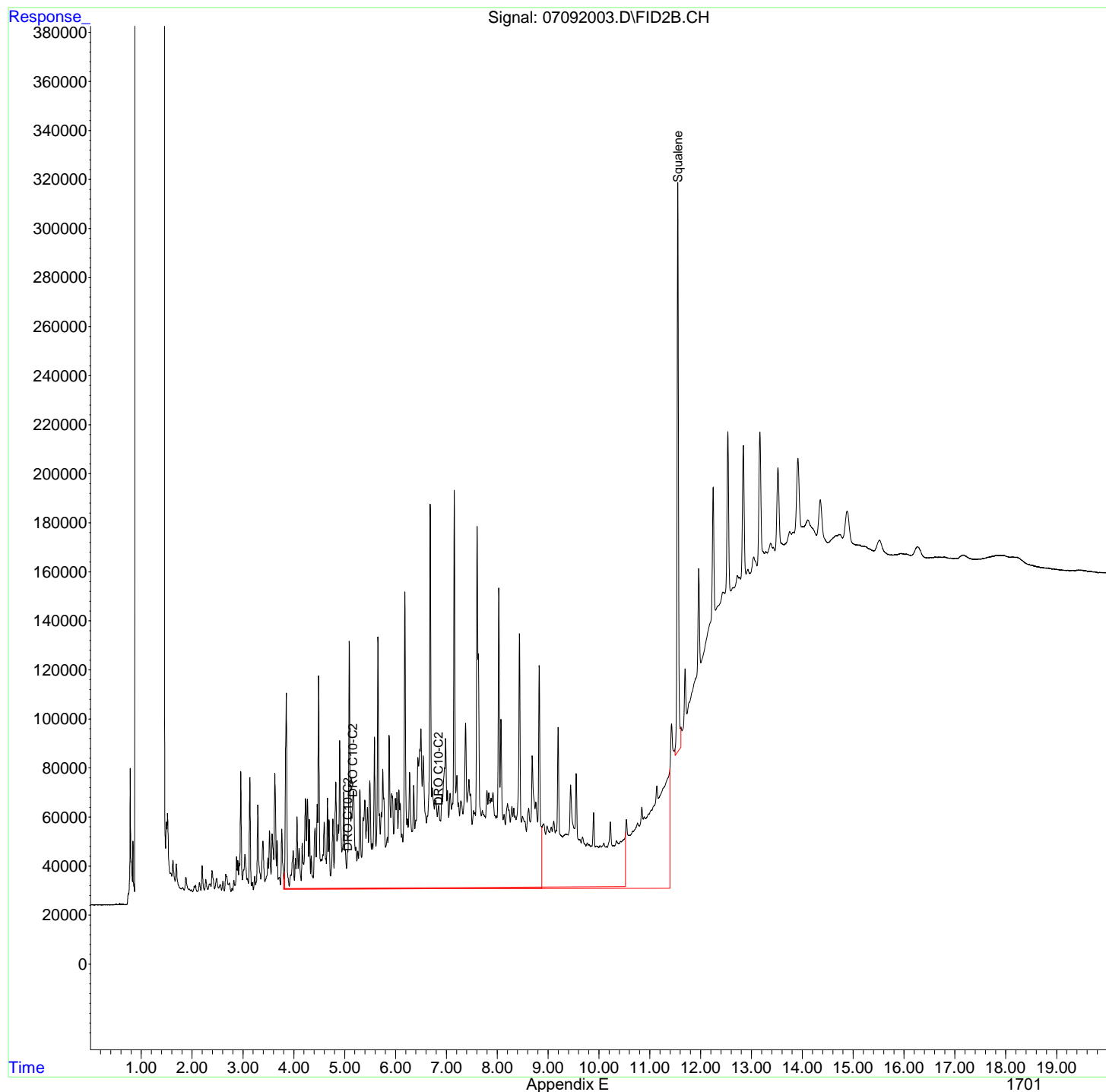
(m)=manual int.



Data Path : R:\2\DATA\070920\  
Data File : 07092003.D  
Signal(s) : FID2B.CH  
Acq On : 09 Jul 2020 11:26 am  
Operator : GCSVOC-Dhiren  
Sample : CRQL-DRO-070920  
Misc :  
ALS Vial : 3 Sample Multiplier: 1

Integration File: EVENTS.E  
Quant Time: Jul 09 12:01:08 2020  
Quant Method : Z:\HPCHEM\2\METHODS\022820DRO-ORO.M  
Quant Title : DRO-ORO 09-09-15 DRO/ORO  
QLast Update : Fri Feb 28 16:32:12 2020  
Response via : Initial Calibration  
Integrator: ChemStation 6890 Scale Mode: Large solvent peaks clipped

Volume Inj. :  
Signal Phase :  
Signal Info :



Data Path : R:\2\DATA\070920\  
Data File : 07092004.D  
Signal(s) : FID2B.CH  
Acq On : 09 Jul 2020 11:54 am  
Operator : GCSVOC-Dhiren  
Sample : CCV-DRO-070920  
Misc :  
ALS Vial : 4 Sample Multiplier: 1

Integration File: EVENTS.E  
Quant Time: Jul 10 11:31:21 2020  
Quant Method : Z:\HPCHEM\2\METHODS\022820DRO-ORO.M  
Quant Title : DRO-ORO 09-09-15 DRO/ORO  
QLast Update : Fri Feb 28 16:32:12 2020  
Response via : Initial Calibration  
Integrator: ChemStation 6890 Scale Mode: Large solvent peaks clipped

Volume Inj. :  
Signal Phase :  
Signal Info :

Min. RRF : 0.000 Min. Rel. Area : 50% Max. R.T. Dev 0.50min  
Max. RRF Dev : 15% Max. Rel. Area : 150%

	Compound	Amount	Calc.	%Dev	Area%	Dev (Min)
1 H	DRO C10-C20	1000.000	1146.918	-14.7	0	0.00
2 H	DRO C10-C25	1000.000	1073.671	-7.4	0	0.00
3 H	DRO C10-C28	1000.000	1071.596	-7.2	0	0.00
5 H1	ORO C20-C34	1000.000	-91.063	109.1#	0	-9.23#
6 H1	ORO C25-C36	1000.000	-101.079	110.1#	0	-10.70#
7 H1	DRO C10-C36	1000.000	1125.922	-12.6	0	0.00
8 S1	Squalene	20.000	20.983	-4.9	0	0.00

Evaluate Continuing Calibration Report - Not Found

4 S	n-Eicosane	10.000	0.000	100.0#	0	-8.83#
-----	------------	--------	-------	--------	---	--------

(#) = Out of Range

SPCC's out = 0 CCC's out = 0

Data Path : R:\2\DATA\070920\  
 Data File : 07092004.D  
 Signal(s) : FID2B.CH  
 Acq On : 09 Jul 2020 11:54 am  
 Operator : GCSVOC-Dhiren  
 Sample : CCV-DRO-070920  
 Misc :  
 ALS Vial : 4 Sample Multiplier: 1

Integration File: EVENTS.E  
 Quant Time: Jul 10 11:31:21 2020  
 Quant Method : Z:\HPCHEM\2\METHODS\022820DRO-ORO.M  
 Quant Title : DRO-ORO 09-09-15 DRO/ORO  
 QLast Update : Fri Feb 28 16:32:12 2020  
 Response via : Initial Calibration  
 Integrator: ChemStation 6890 Scale Mode: Large solvent peaks clipped

Volume Inj. :  
 Signal Phase :  
 Signal Info :

Compound	R.T.	Response	Conc	Units
-----				
System Monitoring Compounds				
4) S n-Eicosane	0.000	0	N.D.	ug/mL
8) S1 Squalene	11.551	34353703	20.983	ug/mLm
Target Compounds				
1) H DRO C10-C20	5.050	1731782177	1146.918	ug/mLm
2) H DRO C10-C25	5.150	1886947264	1073.671	ug/mLm
3) H DRO C10-C28	6.850	1935714175	1071.596	ug/mLm
5) H1 ORO C20-C34	0.000	0	N.D.	ug/mL
6) H1 ORO C25-C36	0.000	0	N.D.	ug/mL
7) H1 DRO C10-C36	8.400	2143043035	1125.922	ug/mLm
-----				

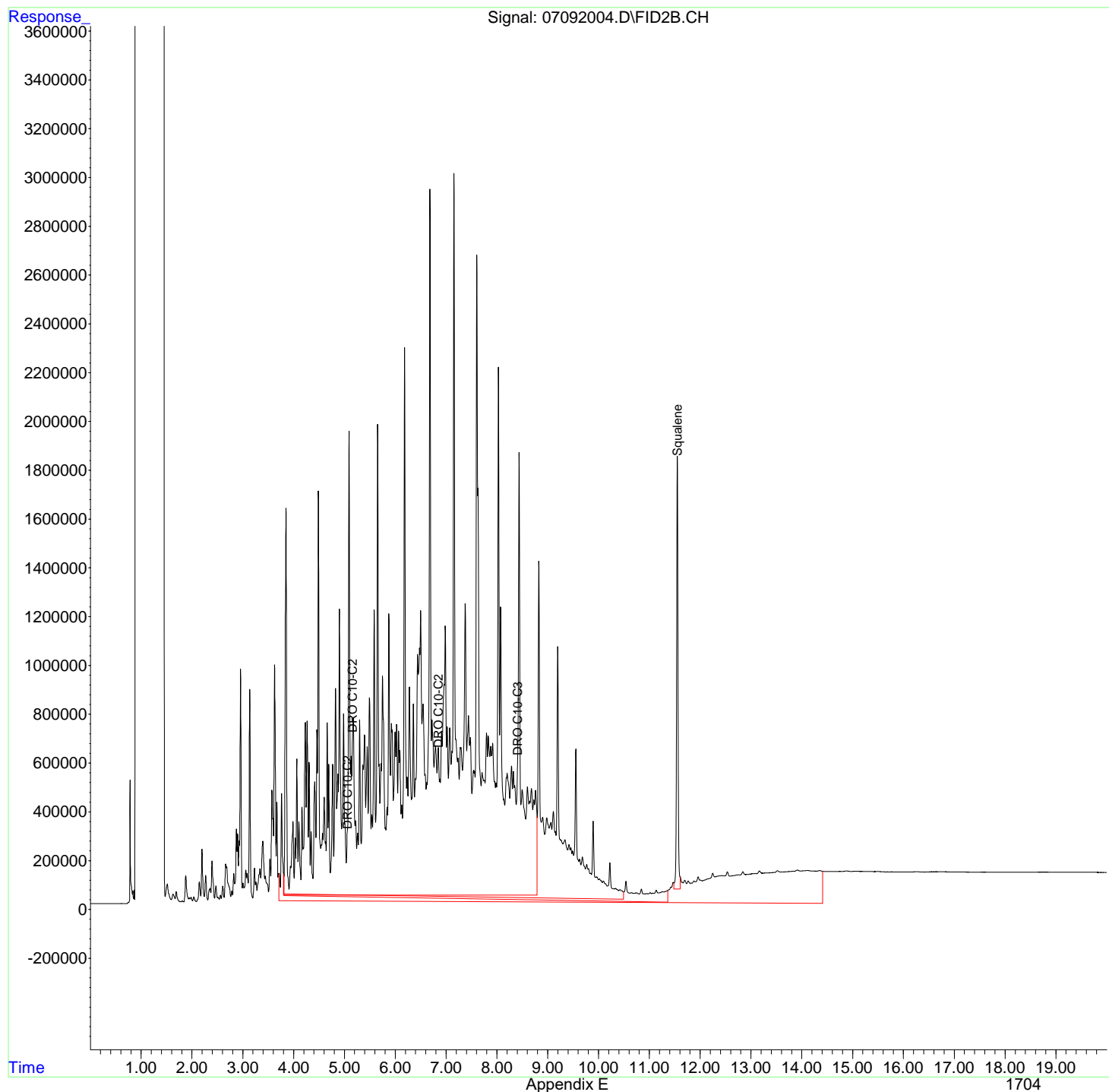
(f)=RT Delta > 1/2 Window

(m)=manual int.

Data Path : R:\2\DATA\070920\  
Data File : 07092004.D  
Signal(s) : FID2B.CH  
Acq On : 09 Jul 2020 11:54 am  
Operator : GCSVOC-Dhiren  
Sample : CCV-DRO-070920  
Misc :  
ALS Vial : 4 Sample Multiplier: 1

Integration File: EVENTS.E  
Quant Time: Jul 10 11:31:21 2020  
Quant Method : Z:\HPCHEM\2\METHODS\022820DRO-ORO.M  
Quant Title : DRO-ORO 09-09-15 DRO/ORO  
QLast Update : Fri Feb 28 16:32:12 2020  
Response via : Initial Calibration  
Integrator: ChemStation 6890 Scale Mode: Large solvent peaks clipped

Volume Inj. :  
Signal Phase :  
Signal Info :



Data Path : R:\2\DATA\070920\  
 Data File : 07092005.D  
 Signal(s) : FID2B.CH  
 Acq On : 09 Jul 2020 12:22 pm  
 Operator : GCSVOC-Dhiren  
 Sample : MB-51991  
 Misc :  
 ALS Vial : 5 Sample Multiplier: 1

Integration File: EVENTS.E  
 Quant Time: Jul 09 12:57:12 2020  
 Quant Method : Z:\HPCHEM\2\METHODS\022820DRO-ORO.M  
 Quant Title : DRO-ORO 09-09-15 DRO/ORO  
 QLast Update : Fri Feb 28 16:32:12 2020  
 Response via : Initial Calibration  
 Integrator: ChemStation 6890 Scale Mode: Large solvent peaks clipped

Volume Inj. :  
 Signal Phase :  
 Signal Info :

Compound	R.T.	Response	Conc	Units
-----				
System Monitoring Compounds				
4) S n-Eicosane	8.825	33907922	17.660	ug/mLm
8) S1 Squalene	11.551	29643855	18.002	ug/mL
Target Compounds				
1) H DRO C10-C20	0.000	0	N.D.	ug/mL
2) H DRO C10-C25	0.000	0	N.D.	ug/mL
3) H DRO C10-C28	0.000	0	N.D.	ug/mL
5) H1 ORO C20-C34	0.000	0	N.D.	ug/mL
6) H1 ORO C25-C36	0.000	0	N.D.	ug/mL
7) H1 DRO C10-C36	0.000	0	N.D.	ug/mL
-----				

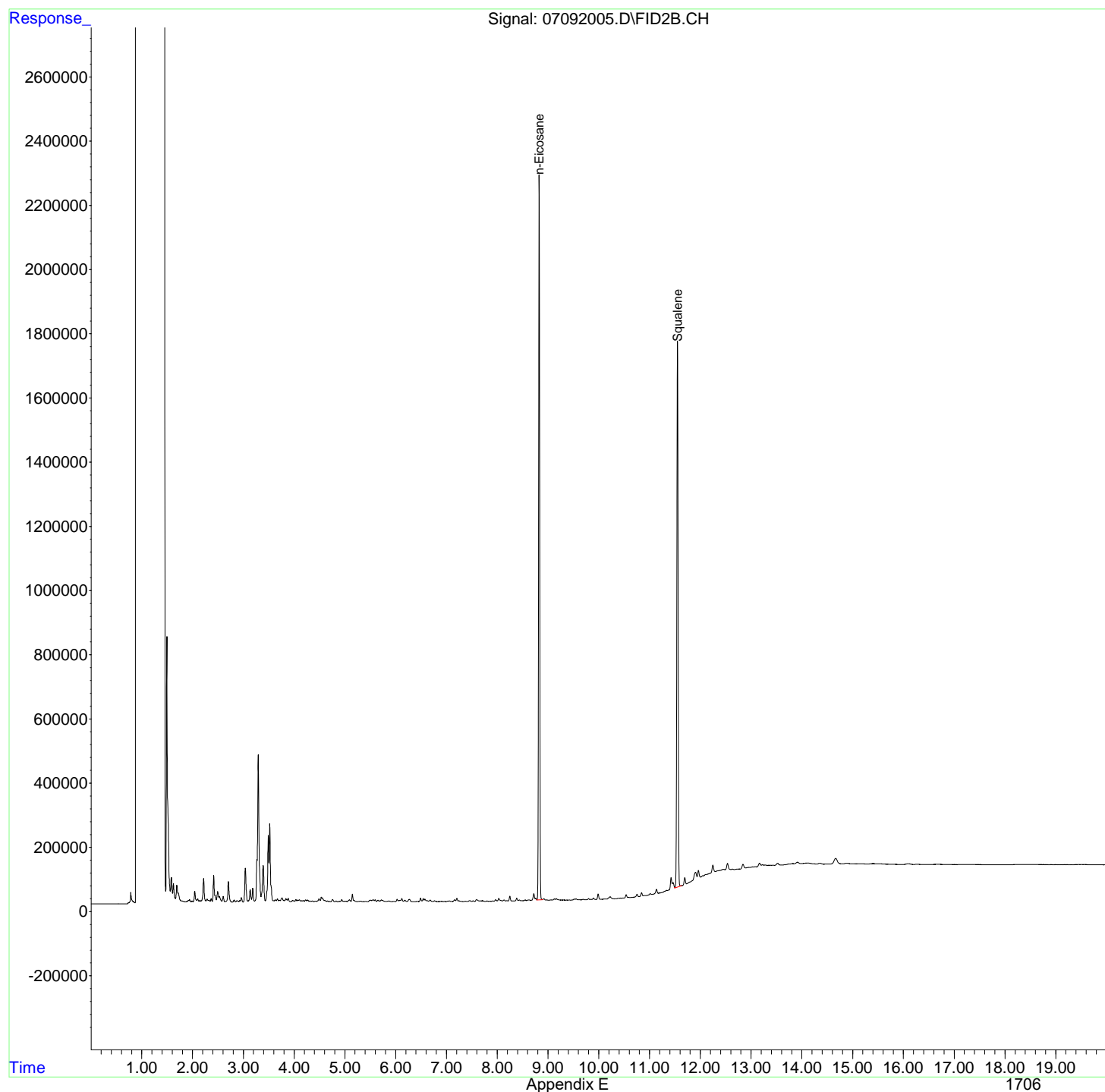
(f)=RT Delta > 1/2 Window

(m)=manual int.

Data Path : R:\2\DATA\070920\  
Data File : 07092005.D  
Signal(s) : FID2B.CH  
Acq On : 09 Jul 2020 12:22 pm  
Operator : GCSVOC-Dhiren  
Sample : MB-51991  
Misc :  
ALS Vial : 5 Sample Multiplier: 1

Integration File: EVENTS.E  
Quant Time: Jul 09 12:57:12 2020  
Quant Method : Z:\HPCHEM\2\METHODS\022820DRO-ORO.M  
Quant Title : DRO-ORO 09-09-15 DRO/ORO  
QLast Update : Fri Feb 28 16:32:12 2020  
Response via : Initial Calibration  
Integrator: ChemStation 6890 Scale Mode: Large solvent peaks clipped

Volume Inj. :  
Signal Phase :  
Signal Info :



Data Path : R:\2\DATA\070920\  
 Data File : 07092006.D  
 Signal(s) : FID2B.CH  
 Acq On : 09 Jul 2020 12:49 pm  
 Operator : GCSVOC-Dhiren  
 Sample : LCS-51991  
 Misc :  
 ALS Vial : 6 Sample Multiplier: 1

Integration File: EVENTS.E  
 Quant Time: Jul 09 13:22:52 2020  
 Quant Method : Z:\HPCHEM\2\METHODS\022820DRO-ORO.M  
 Quant Title : DRO-ORO 09-09-15 DRO/ORO  
 QLast Update : Thu Jul 09 13:15:44 2020  
 Response via : Initial Calibration  
 Integrator: ChemStation 6890 Scale Mode: Large solvent peaks clipped

Volume Inj. :  
 Signal Phase :  
 Signal Info :

Compound	R.T.	Response	Conc Units
-----			
System Monitoring Compounds			
4) S n-Eicosane	8.826	43025006	22.570 ug/mLm
8) S1 Squalene	11.551	31533664	19.198 ug/mLm
Target Compounds			
1) H DRO C10-C20	5.050	908203121	566.445 ug/mLm
2) H DRO C10-C25	5.150	1189416637	647.209 ug/mLm
3) H DRO C10-C28	6.850	1250622516	646.887 ug/mLm
5) H1 ORO C20-C34	9.230	994956280	834.474 ug/mLm
6) H1 ORO C25-C36	10.700	1243972045	872.428 ug/mLm
7) H1 DRO C10-C36	0.000	0	N.D. ug/mL
-----			

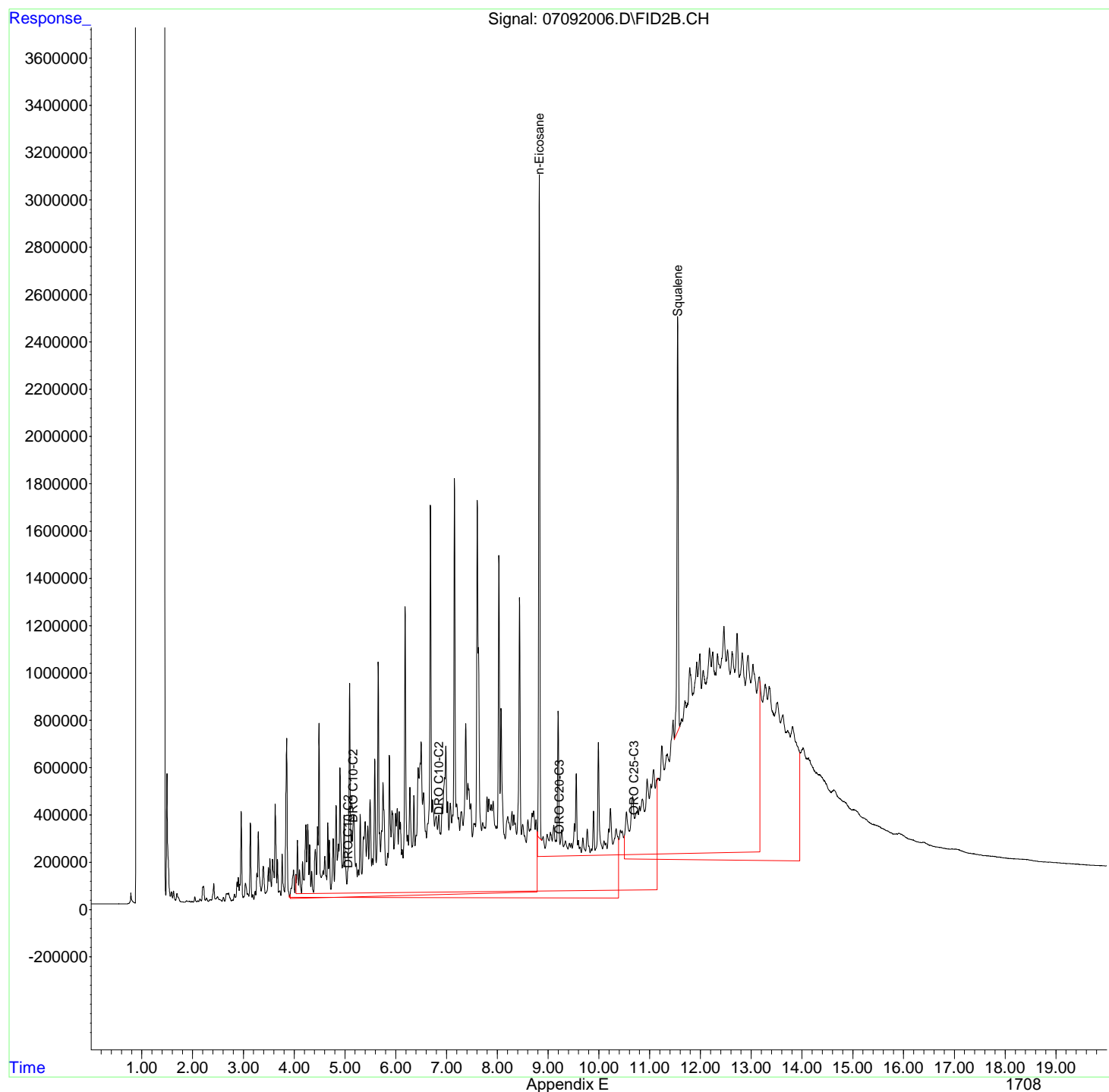
(f)=RT Delta > 1/2 Window

(m)=manual int.

Data Path : R:\2\DATA\070920\  
Data File : 07092006.D  
Signal(s) : FID2B.CH  
Acq On : 09 Jul 2020 12:49 pm  
Operator : GCSVOC-Dhiren  
Sample : LCS-51991  
Misc :  
ALS Vial : 6 Sample Multiplier: 1

Integration File: EVENTS.E  
Quant Time: Jul 09 13:22:52 2020  
Quant Method : Z:\HPCHEM\2\METHODS\022820DRO-ORO.M  
Quant Title : DRO-ORO 09-09-15 DRO/ORO  
QLast Update : Thu Jul 09 13:15:44 2020  
Response via : Initial Calibration  
Integrator: ChemStation 6890 Scale Mode: Large solvent peaks clipped

Volume Inj. :  
Signal Phase :  
Signal Info :





Data Path : R:\2\DATA\070920\  
 Data File : 07092007.D  
 Signal(s) : FID2B.CH  
 Acq On : 09 Jul 2020 1:18 pm  
 Operator : GCSVOC-Dhiren  
 Sample : LCSD-51991  
 Misc :  
 ALS Vial : 7 Sample Multiplier: 1

Integration File: EVENTS.E  
 Quant Time: Jul 09 14:35:51 2020  
 Quant Method : Z:\HPCHEM\2\METHODS\022820DRO-ORO.M  
 Quant Title : DRO-ORO 09-09-15 DRO/ORO  
 QLast Update : Thu Jul 09 14:01:23 2020  
 Response via : Initial Calibration  
 Integrator: ChemStation 6890 Scale Mode: Large solvent peaks clipped

Volume Inj. :  
 Signal Phase :  
 Signal Info :

Compound	R.T.	Response	Conc Units
-----			
System Monitoring Compounds			
4) S n-Eicosane	8.824	46080474	24.216 ug/mLm
8) S1 Squalene	11.551	33490681	20.437 ug/mLm
Target Compounds			
1) H DRO C10-C20	5.050	999248494	654.876 ug/mLm
2) H DRO C10-C25	5.150	1183084456	668.621 ug/mLm
3) H DRO C10-C28	6.850	1304345180	702.865 ug/mLm
5) H1 ORO C20-C34	9.230	1092281029	925.089 ug/mLm
6) H1 ORO C25-C36	10.700	1258062547	883.463 ug/mLm
7) H1 DRO C10-C36	0.000	0	N.D. ug/mL
-----			

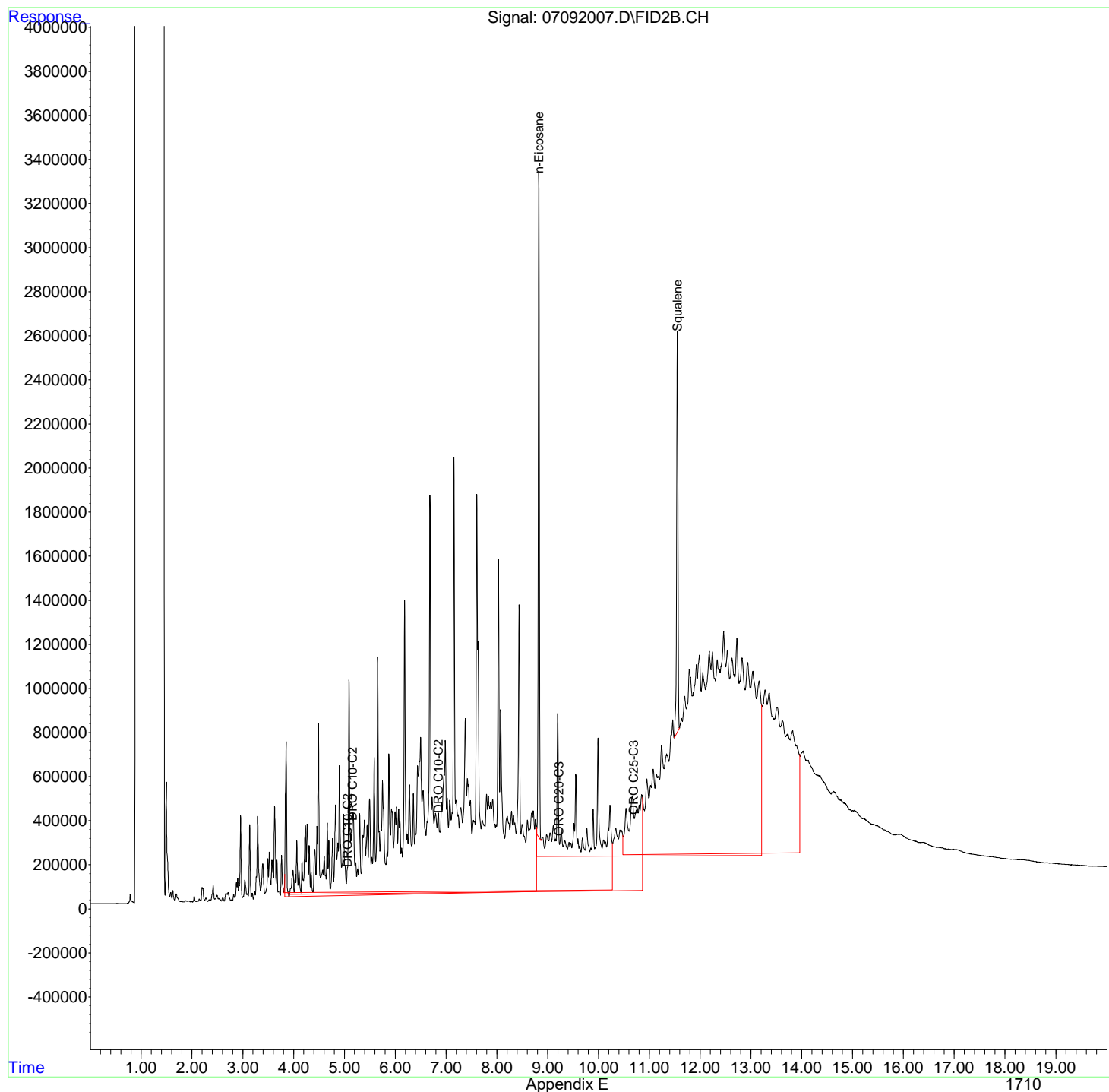
(f)=RT Delta > 1/2 Window

(m)=manual int.

Data Path : R:\2\DATA\070920\  
Data File : 07092007.D  
Signal(s) : FID2B.CH  
Acq On : 09 Jul 2020 1:18 pm  
Operator : GCSVOC-Dhiren  
Sample : LCSD-51991  
Misc :  
ALS Vial : 7 Sample Multiplier: 1

Integration File: EVENTS.E  
Quant Time: Jul 09 14:35:51 2020  
Quant Method : Z:\HPCHEM\2\METHODS\022820DRO-ORO.M  
Quant Title : DRO-ORO 09-09-15 DRO/ORO  
QLast Update : Thu Jul 09 14:01:23 2020  
Response via : Initial Calibration  
Integrator: ChemStation 6890 Scale Mode: Large solvent peaks clipped

Volume Inj. :  
Signal Phase :  
Signal Info :



Data Path : R:\2\DATA\070920\  
 Data File : 07092015.D  
 Signal(s) : FID2B.CH  
 Acq On : 09 Jul 2020 5:52 pm  
 Operator : GCSVOC-Dhiren  
 Sample : 2006454-027A  
 Misc :  
 ALS Vial : 14 Sample Multiplier: 1

Integration File: EVENTS.E  
 Quant Time: Jul 10 11:35:15 2020  
 Quant Method : Z:\HPCHEM\2\METHODS\022820DRO-ORO.M  
 Quant Title : DRO-ORO 09-09-15 DRO/ORO  
 QLast Update : Thu Jul 09 14:01:23 2020  
 Response via : Initial Calibration  
 Integrator: ChemStation 6890 Scale Mode: Large solvent peaks clipped

Volume Inj. :  
 Signal Phase :  
 Signal Info :

Compound	R.T.	Response	Conc Units
-----			
System Monitoring Compounds			
4) S n-Eicosane	8.831	30921899	16.051 ug/mL
8) S1 Squalene	11.556	30265762	18.396 ug/mLm
Target Compounds			
1) H DRO C10-C20	0.000	0	N.D. ug/mL
2) H DRO C10-C25	0.000	0	N.D. ug/mL
3) H DRO C10-C28	0.000	0	N.D. ug/mL
5) H1 ORO C20-C34	9.230	1043554970	879.722 ug/mLm
6) H1 ORO C25-C36	10.700	1239584406	868.992 ug/mLm
7) H1 DRO C10-C36	0.000	0	N.D. ug/mL
-----			

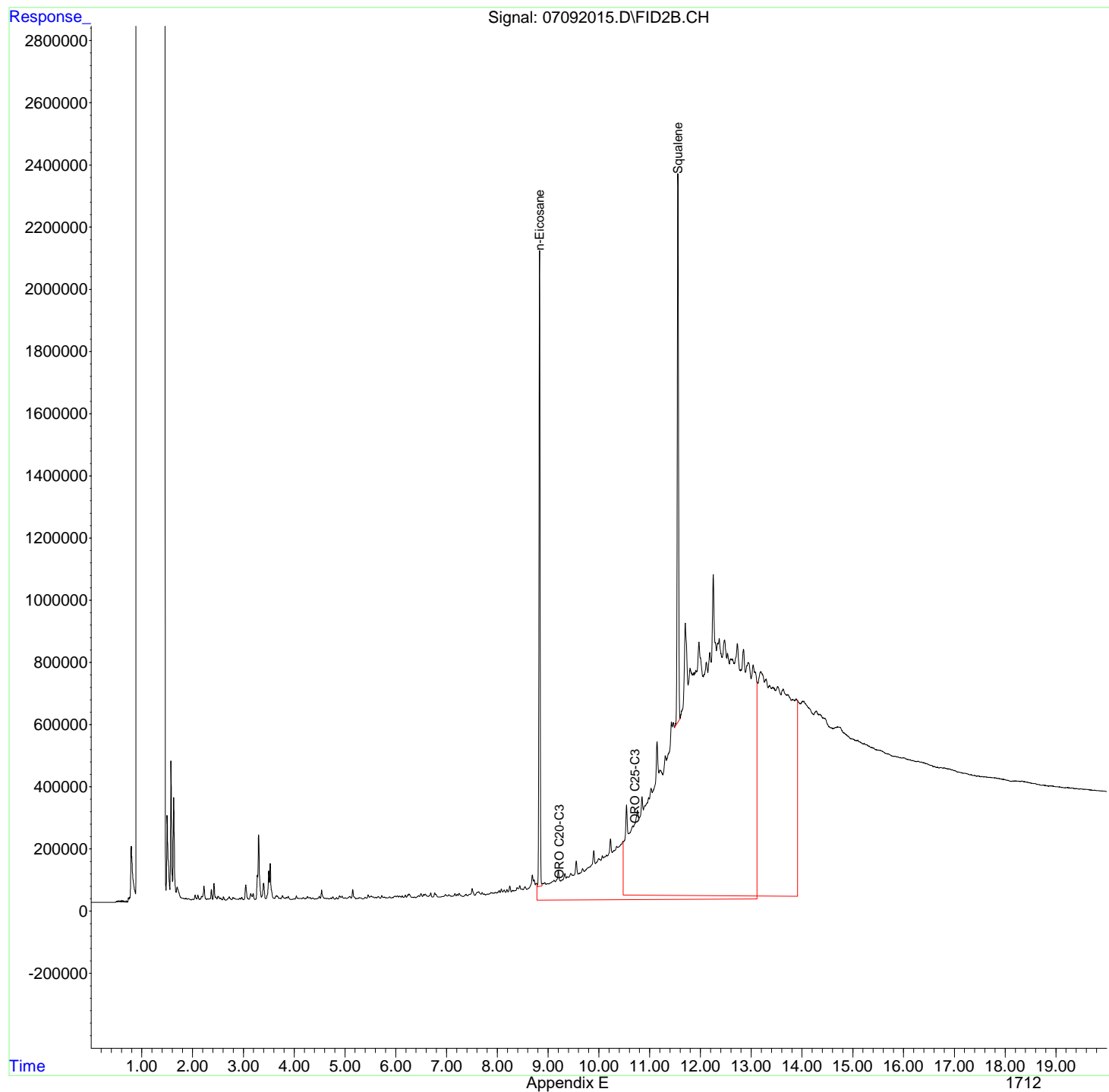
(f)=RT Delta > 1/2 Window

(m)=manual int.

Data Path : R:\2\DATA\070920\  
Data File : 07092015.D  
Signal(s) : FID2B.CH  
Acq On : 09 Jul 2020 5:52 pm  
Operator : GCSVOC-Dhiren  
Sample : 2006454-027A  
Misc :  
ALS Vial : 14 Sample Multiplier: 1

Integration File: EVENTS.E  
Quant Time: Jul 10 11:35:15 2020  
Quant Method : Z:\HPCHEM\2\METHODS\022820DRO-ORO.M  
Quant Title : DRO-ORO 09-09-15 DRO/ORO  
QLast Update : Thu Jul 09 14:01:23 2020  
Response via : Initial Calibration  
Integrator: ChemStation 6890 Scale Mode: Large solvent peaks clipped

Volume Inj. :  
Signal Phase :  
Signal Info :



Data Path : R:\2\DATA\070920\  
 Data File : 07092016.D  
 Signal(s) : FID2B.CH  
 Acq On : 09 Jul 2020 6:20 pm  
 Operator : GCSVOC-Dhiren  
 Sample : 2006454-027AMS  
 Misc :  
 ALS Vial : 15 Sample Multiplier: 1

Integration File: EVENTS.E  
 Quant Time: Jul 10 11:37:51 2020  
 Quant Method : Z:\HPCHEM\2\METHODS\022820DRO-ORO.M  
 Quant Title : DRO-ORO 09-09-15 DRO/ORO  
 QLast Update : Thu Jul 09 14:01:23 2020  
 Response via : Initial Calibration  
 Integrator: ChemStation 6890 Scale Mode: Large solvent peaks clipped

Volume Inj. :  
 Signal Phase :  
 Signal Info :

Compound	R.T.	Response	Conc Units
-----			
System Monitoring Compounds			
4) S n-Eicosane	8.831	39210386	20.516 ug/mLm
8) S1 Squalene	11.557	28664051	17.382 ug/mL
Target Compounds			
1) H DRO C10-C20	5.050	922788257	603.518 ug/mLm
2) H DRO C10-C25	5.150	1104672380	623.497 ug/mLm
3) H DRO C10-C28	6.850	1231826219	661.755 ug/mLm
5) H1 ORO C20-C34	9.230	1603373334	1400.944 ug/mLm
6) H1 ORO C25-C36	10.700	1741908647	1262.380 ug/mLm
7) H1 DRO C10-C36	0.000	0	N.D. ug/mL
-----			

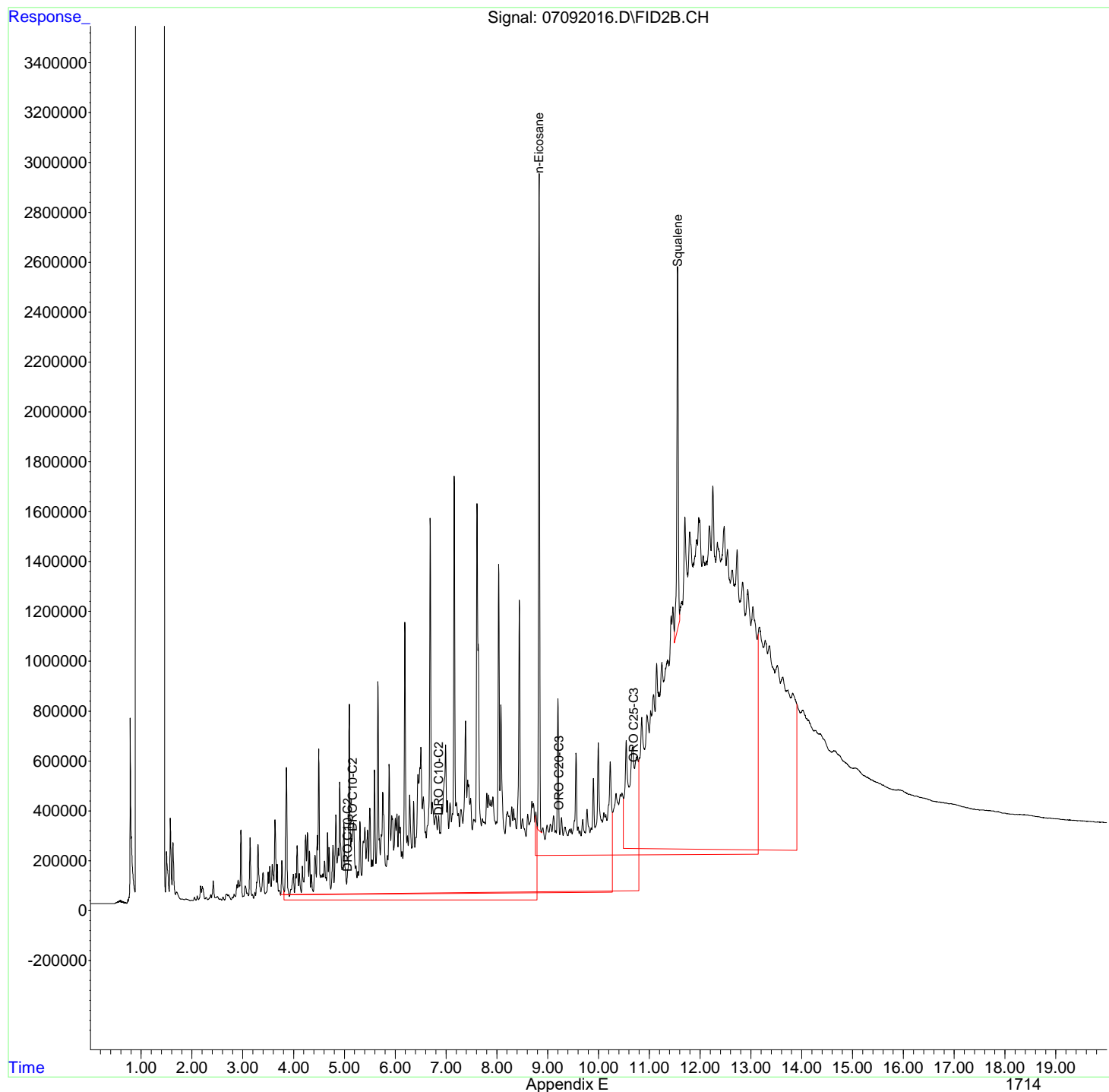
(f)=RT Delta > 1/2 Window

(m)=manual int.

Data Path : R:\2\DATA\070920\  
Data File : 07092016.D  
Signal(s) : FID2B.CH  
Acq On : 09 Jul 2020 6:20 pm  
Operator : GCSVOC-Dhiren  
Sample : 2006454-027AMS  
Misc :  
ALS Vial : 15 Sample Multiplier: 1

Integration File: EVENTS.E  
Quant Time: Jul 10 11:37:51 2020  
Quant Method : Z:\HPCHEM\2\METHODS\022820DRO-ORO.M  
Quant Title : DRO-ORO 09-09-15 DRO/ORO  
QLast Update : Thu Jul 09 14:01:23 2020  
Response via : Initial Calibration  
Integrator: ChemStation 6890 Scale Mode: Large solvent peaks clipped

Volume Inj. :  
Signal Phase :  
Signal Info :



Data Path : R:\2\DATA\070920\  
 Data File : 07092017.D  
 Signal(s) : FID2B.CH  
 Acq On : 09 Jul 2020 6:48 pm  
 Operator : GCSVOC-Dhiren  
 Sample : 2006454-027AMSD  
 Misc :  
 ALS Vial : 16 Sample Multiplier: 1

Integration File: EVENTS.E  
 Quant Time: Jul 10 11:39:47 2020  
 Quant Method : Z:\HPCHEM\2\METHODS\022820DRO-ORO.M  
 Quant Title : DRO-ORO 09-09-15 DRO/ORO  
 QLast Update : Thu Jul 09 14:01:23 2020  
 Response via : Initial Calibration  
 Integrator: ChemStation 6890 Scale Mode: Large solvent peaks clipped

Volume Inj. :  
 Signal Phase :  
 Signal Info :

Compound	R.T.	Response	Conc Units
-----			
System Monitoring Compounds			
4) S n-Eicosane	8.831	40026564	20.955 ug/mLm
8) S1 Squalene	11.556	28859306	17.506 ug/mLm
Target Compounds			
1) H DRO C10-C20	5.050	909303654	594.461 ug/mLm
2) H DRO C10-C25	5.150	1102107977	622.021 ug/mLm
3) H DRO C10-C28	6.850	1238685775	665.644 ug/mLm
5) H1 ORO C20-C34	9.230	1674439579	1467.111 ug/mLm
6) H1 ORO C25-C36	10.700	1930790050	1410.300 ug/mLm
7) H1 DRO C10-C36	0.000	0	N.D. ug/mL
-----			

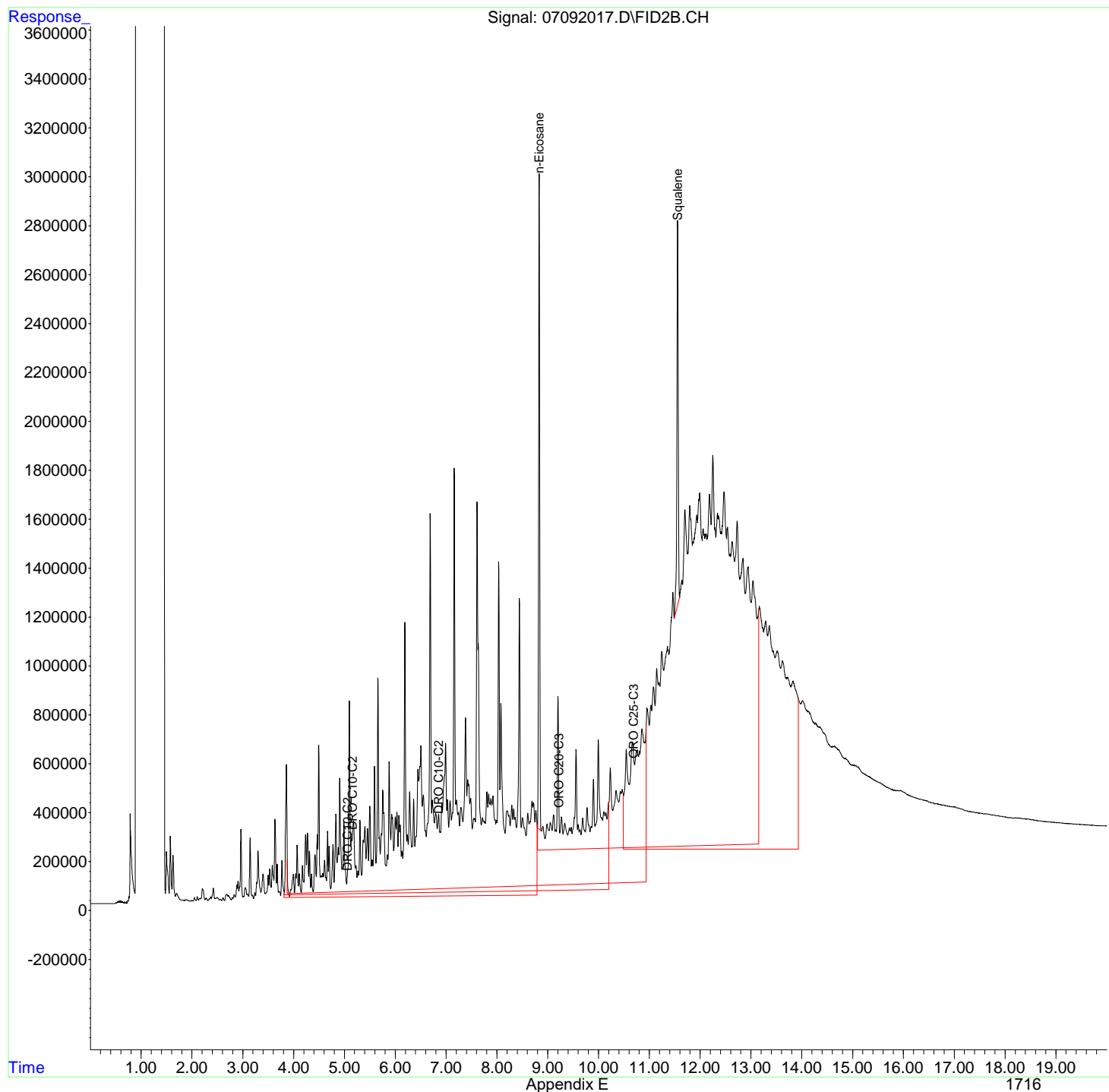
(f)=RT Delta > 1/2 Window

(m)=manual int.

Data Path : R:\2\DATA\070920\  
Data File : 07092017.D  
Signal(s) : FID2B.CH  
Acq On : 09 Jul 2020 6:48 pm  
Operator : GCSVOC-Dhiren  
Sample : 2006454-027AMSD  
Misc :  
ALS Vial : 16 Sample Multiplier: 1

Integration File: EVENTS.E  
Quant Time: Jul 10 11:39:47 2020  
Quant Method : Z:\HPCHEM\2\METHODS\022820DRO-ORO.M  
Quant Title : DRO-ORO 09-09-15 DRO/ORO  
QLast Update : Thu Jul 09 14:01:23 2020  
Response via : Initial Calibration  
Integrator: ChemStation 6890 Scale Mode: Large solvent peaks clipped

Volume Inj. :  
Signal Phase :  
Signal Info :





Data Path : R:\2\DATA\070920\  
 Data File : 07092021.D  
 Signal(s) : FID2B.CH  
 Acq On : 09 Jul 2020 8:39 pm  
 Operator : GCSVOC-Dhiren  
 Sample : CCB-070920-1  
 Misc :  
 ALS Vial : 2 Sample Multiplier: 1

Integration File: EVENTS.E  
 Quant Time: Jul 10 09:06:18 2020  
 Quant Method : Z:\HPCHEM\2\METHODS\022820DRO-ORO.M  
 Quant Title : DRO-ORO 09-09-15 DRO/ORO  
 QLast Update : Thu Jul 09 14:01:23 2020  
 Response via : Initial Calibration  
 Integrator: ChemStation 6890 Scale Mode: Large solvent peaks clipped

Volume Inj. :  
 Signal Phase :  
 Signal Info :

Compound	R.T.	Response	Conc	Units
-----				
System Monitoring Compounds				
4) S n-Eicosane	8.830	29923573	15.514	ug/mL
8) S1 Squalene	11.555	26493078	16.009	ug/mLm
Target Compounds				
1) H DRO C10-C20	0.000	0	N.D.	ug/mL
2) H DRO C10-C25	0.000	0	N.D.	ug/mL
3) H DRO C10-C28	0.000	0	N.D.	ug/mL
5) H1 ORO C20-C34	0.000	0	N.D.	ug/mL
6) H1 ORO C25-C36	0.000	0	N.D.	ug/mL
7) H1 DRO C10-C36	0.000	0	N.D.	ug/mL
-----				

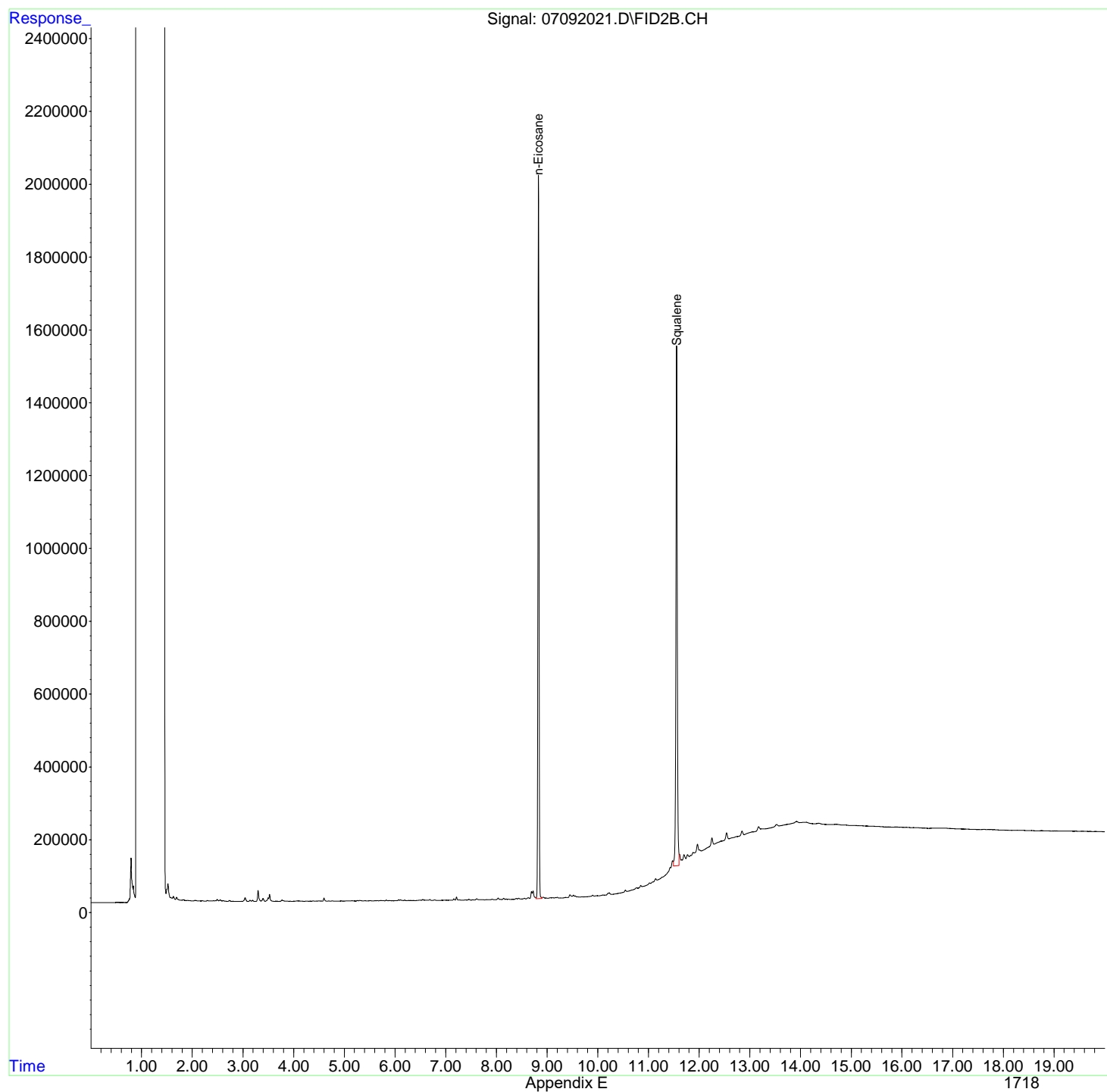
(f)=RT Delta > 1/2 Window

(m)=manual int.

Data Path : R:\2\DATA\070920\  
Data File : 07092021.D  
Signal(s) : FID2B.CH  
Acq On : 09 Jul 2020 8:39 pm  
Operator : GCSVOC-Dhiren  
Sample : CCB-070920-1  
Misc :  
ALS Vial : 2 Sample Multiplier: 1

Integration File: EVENTS.E  
Quant Time: Jul 10 09:06:18 2020  
Quant Method : Z:\HPCHEM\2\METHODS\022820DRO-ORO.M  
Quant Title : DRO-ORO 09-09-15 DRO/ORO  
QLast Update : Thu Jul 09 14:01:23 2020  
Response via : Initial Calibration  
Integrator: ChemStation 6890 Scale Mode: Large solvent peaks clipped

Volume Inj. :  
Signal Phase :  
Signal Info :



Data Path : R:\2\DATA\070920\  
Data File : 07092022.D  
Signal(s) : FID2B.CH  
Acq On : 09 Jul 2020 9:07 pm  
Operator : GCSVOC-Dhiren  
Sample : CCV-DRO-070920-1  
Misc :  
ALS Vial : 4 Sample Multiplier: 1

Integration File: EVENTS.E  
Quant Time: Jul 10 11:43:33 2020  
Quant Method : Z:\HPCHEM\2\METHODS\022820DRO-ORO.M  
Quant Title : DRO-ORO 09-09-15 DRO/ORO  
QLast Update : Thu Jul 09 14:01:23 2020  
Response via : Initial Calibration  
Integrator: ChemStation 6890 Scale Mode: Large solvent peaks clipped

Volume Inj. :  
Signal Phase :  
Signal Info :

Min. RRF : 0.000 Min. Rel. Area : 50% Max. R.T. Dev 0.50min  
Max. RRF Dev : 15% Max. Rel. Area : 150%

	Compound	Amount	Calc.	%Dev	Area%	Dev (Min)
1 H	DRO C10-C20	1000.000	1055.822	-5.6	0	0.00
2 H	DRO C10-C25	1000.000	1034.719	-3.5	0	0.00
3 H	DRO C10-C28	1000.000	986.977	1.3	0	0.00
5 H1	ORO C20-C34	1000.000	-91.031	109.1#	0	-9.23#
6 H1	ORO C25-C36	1000.000	-101.052	110.1#	0	-10.70#
7 H1	DRO C10-C36	1000.000	1085.383	-8.5	0	0.00
8 S1	Squalene	20.000	21.980	-9.9	0	0.00

Evaluate Continuing Calibration Report - Not Found

4 S	n-Eicosane	10.000	0.000	100.0#	0	-8.83#
-----	------------	--------	-------	--------	---	--------

(#) = Out of Range

SPCC's out = 0 CCC's out = 0

Data Path : R:\2\DATA\070920\  
 Data File : 07092022.D  
 Signal(s) : FID2B.CH  
 Acq On : 09 Jul 2020 9:07 pm  
 Operator : GCSVOC-Dhiren  
 Sample : CCV-DRO-070920-1  
 Misc :  
 ALS Vial : 4 Sample Multiplier: 1

Integration File: EVENTS.E  
 Quant Time: Jul 10 11:43:33 2020  
 Quant Method : Z:\HPCHEM\2\METHODS\022820DRO-ORO.M  
 Quant Title : DRO-ORO 09-09-15 DRO/ORO  
 QLast Update : Thu Jul 09 14:01:23 2020  
 Response via : Initial Calibration  
 Integrator: ChemStation 6890 Scale Mode: Large solvent peaks clipped

Volume Inj. :  
 Signal Phase :  
 Signal Info :

Compound	R.T.	Response	Conc	Units
-----				
System Monitoring Compounds				
4) S n-Eicosane	0.000	0	N.D.	ug/mL
8) S1 Squalene	11.554	35929804	21.980	ug/mLm
Target Compounds				
1) H DRO C10-C20	5.050	1596162124	1055.822	ug/mLm
2) H DRO C10-C25	5.150	1819260150	1034.719	ug/mLm
3) H DRO C10-C28	6.850	1805517885	986.977	ug/mLm
5) H1 ORO C20-C34	0.000	0	N.D.	ug/mL
6) H1 ORO C25-C36	0.000	0	N.D.	ug/mL
7) H1 DRO C10-C36	8.400	2072837290	1085.383	ug/mLm
-----				

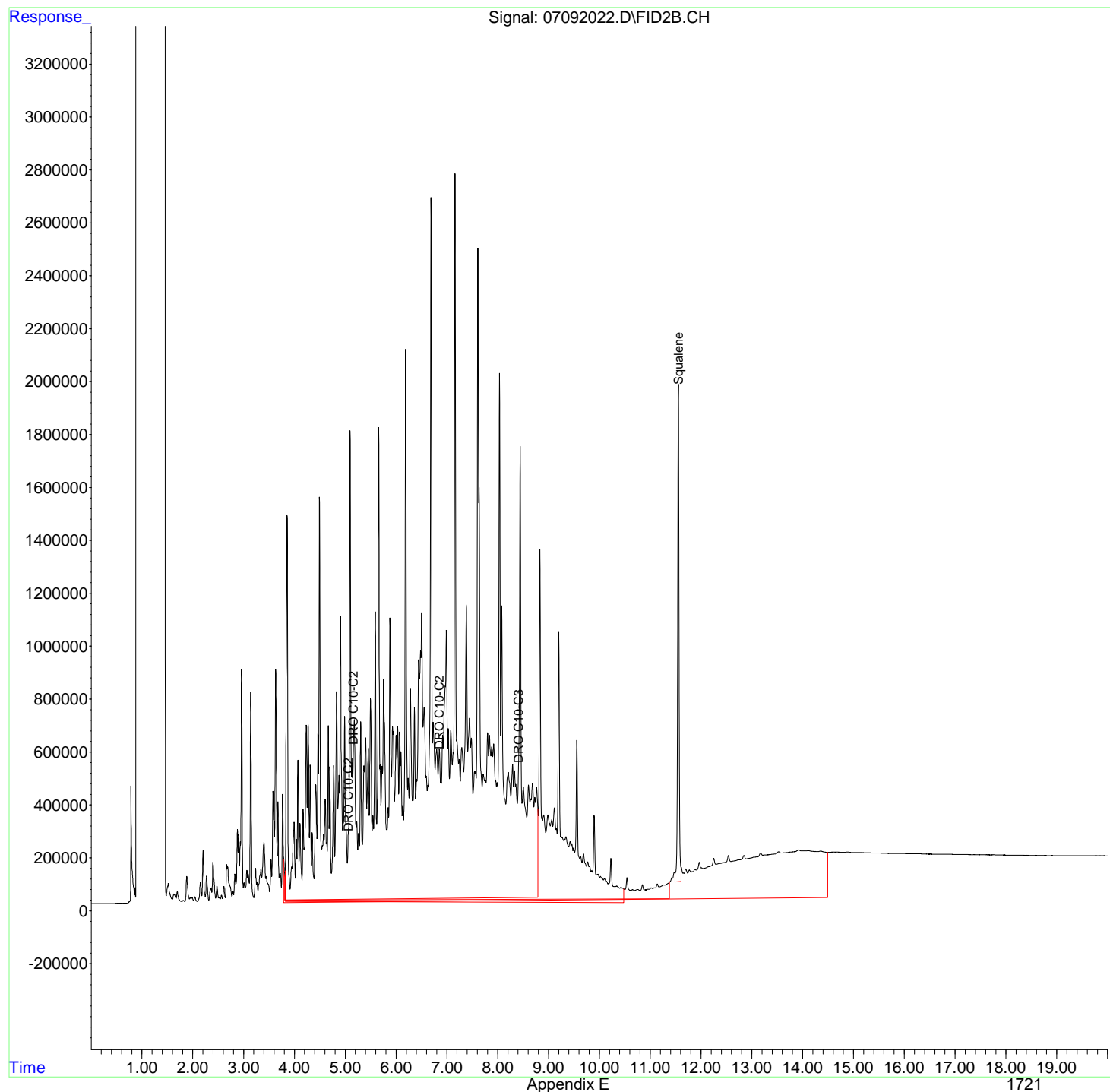
(f)=RT Delta > 1/2 Window

(m)=manual int.

Data Path : R:\2\DATA\070920\  
Data File : 07092022.D  
Signal(s) : FID2B.CH  
Acq On : 09 Jul 2020 9:07 pm  
Operator : GCSVOC-Dhiren  
Sample : CCV-DRO-070920-1  
Misc :  
ALS Vial : 4 Sample Multiplier: 1

Integration File: EVENTS.E  
Quant Time: Jul 10 11:43:33 2020  
Quant Method : Z:\HPCHEM\2\METHODS\022820DRO-ORO.M  
Quant Title : DRO-ORO 09-09-15 DRO/ORO  
QLast Update : Thu Jul 09 14:01:23 2020  
Response via : Initial Calibration  
Integrator: ChemStation 6890 Scale Mode: Large solvent peaks clipped

Volume Inj. :  
Signal Phase :  
Signal Info :



Data Path : R:\2\DATA\070920\  
 Data File : 07092027.D  
 Signal(s) : FID2B.CH  
 Acq On : 09 Jul 2020 11:26 pm  
 Operator : GCSVOC-Dhiren  
 Sample : 2006481-001A  
 Misc :  
 ALS Vial : 24 Sample Multiplier: 1

Integration File: EVENTS.E  
 Quant Time: Jul 10 11:49:46 2020  
 Quant Method : Z:\HPCHEM\2\METHODS\022820DRO-ORO.M  
 Quant Title : DRO-ORO 09-09-15 DRO/ORO  
 QLast Update : Thu Jul 09 14:01:23 2020  
 Response via : Initial Calibration  
 Integrator: ChemStation 6890 Scale Mode: Large solvent peaks clipped

Volume Inj. :  
 Signal Phase :  
 Signal Info :

Compound	R.T.	Response	Conc Units
-----			
System Monitoring Compounds			
4) S n-Eicosane	8.829	33279244	17.321 ug/mL
8) S1 Squalene	11.555	31521648	19.191 ug/mLm
Target Compounds			
1) H DRO C10-C20	0.000	0	N.D. ug/mL
2) H DRO C10-C25	0.000	0	N.D. ug/mL
3) H DRO C10-C28	0.000	0	N.D. ug/mL
5) H1 ORO C20-C34	9.230	1365785606	1179.737 ug/mLm
6) H1 ORO C25-C36	10.700	1605442682	1155.509 ug/mLm
7) H1 DRO C10-C36	0.000	0	N.D. ug/mL
-----			

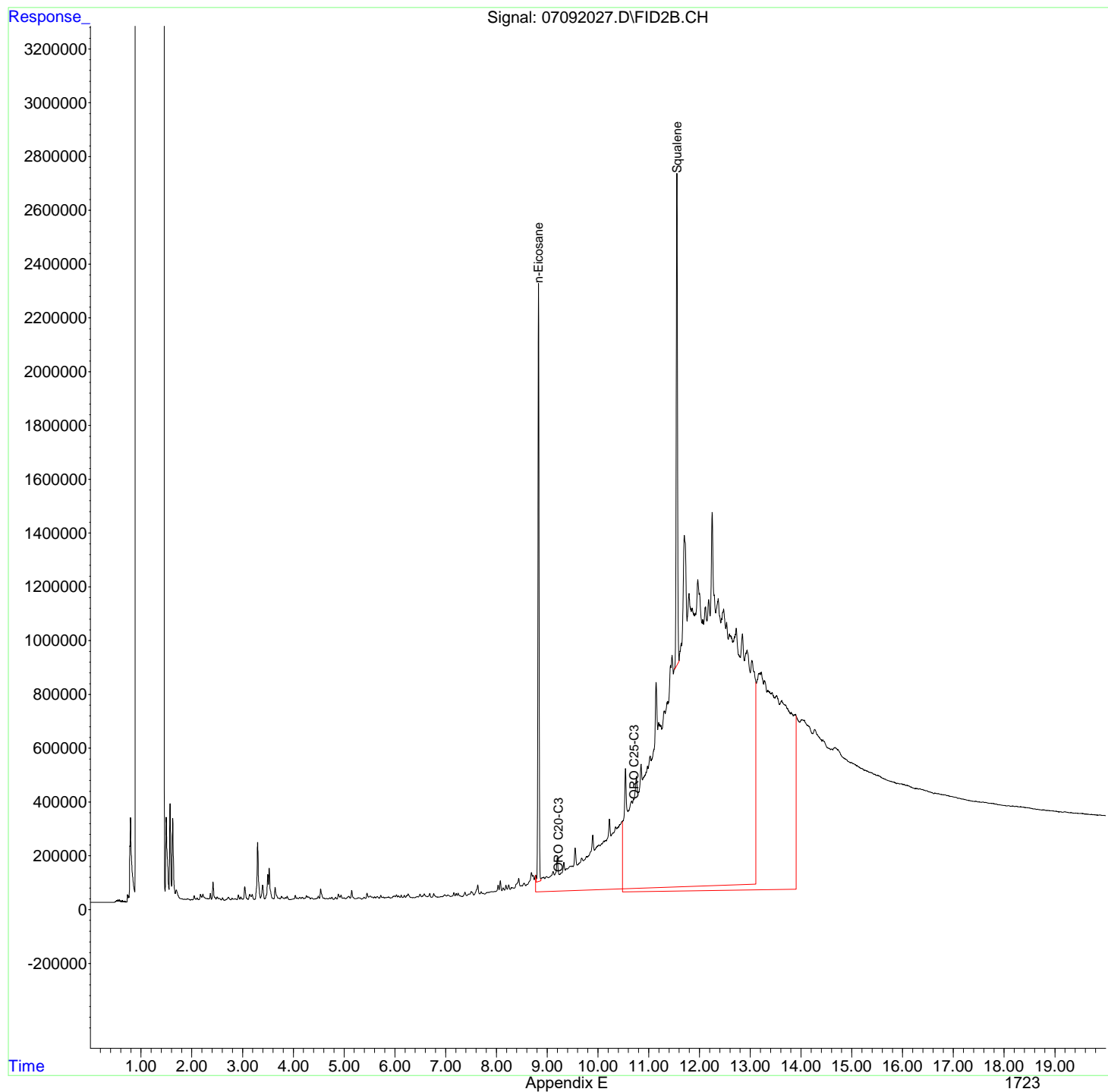
(f)=RT Delta > 1/2 Window

(m)=manual int.

Data Path : R:\2\DATA\070920\  
Data File : 07092027.D  
Signal(s) : FID2B.CH  
Acq On : 09 Jul 2020 11:26 pm  
Operator : GCSVOC-Dhiren  
Sample : 2006481-001A  
Misc :  
ALS Vial : 24 Sample Multiplier: 1

Integration File: EVENTS.E  
Quant Time: Jul 10 11:49:46 2020  
Quant Method : Z:\HPCHEM\2\METHODS\022820DRO-ORO.M  
Quant Title : DRO-ORO 09-09-15 DRO/ORO  
QLast Update : Thu Jul 09 14:01:23 2020  
Response via : Initial Calibration  
Integrator: ChemStation 6890 Scale Mode: Large solvent peaks clipped

Volume Inj. :  
Signal Phase :  
Signal Info :



Data Path : R:\2\DATA\070920\  
 Data File : 07092028.D  
 Signal(s) : FID2B.CH  
 Acq On : 09 Jul 2020 11:53 pm  
 Operator : GCSVOC-Dhiren  
 Sample : 2006481-002A  
 Misc :  
 ALS Vial : 25 Sample Multiplier: 1

Integration File: EVENTS.E  
 Quant Time: Jul 10 11:51:00 2020  
 Quant Method : Z:\HPCHEM\2\METHODS\022820DRO-ORO.M  
 Quant Title : DRO-ORO 09-09-15 DRO/ORO  
 QLast Update : Thu Jul 09 14:01:23 2020  
 Response via : Initial Calibration  
 Integrator: ChemStation 6890 Scale Mode: Large solvent peaks clipped

Volume Inj. :  
 Signal Phase :  
 Signal Info :

Compound	R.T.	Response	Conc	Units
-----				
System Monitoring Compounds				
4) S n-Eicosane	8.829	31317606	16.265	ug/mL
8) S1 Squalene	11.555	29664260	18.015	ug/mLm
Target Compounds				
1) H DRO C10-C20	0.000	0	N.D.	ug/mL
2) H DRO C10-C25	0.000	0	N.D.	ug/mL
3) H DRO C10-C28	0.000	0	N.D.	ug/mL
5) H1 ORO C20-C34	9.230	1640154117	1435.189	ug/mLm
6) H1 ORO C25-C36	10.700	1768193371	1282.965	ug/mLm
7) H1 DRO C10-C36	0.000	0	N.D.	ug/mL
-----				

(f)=RT Delta > 1/2 Window

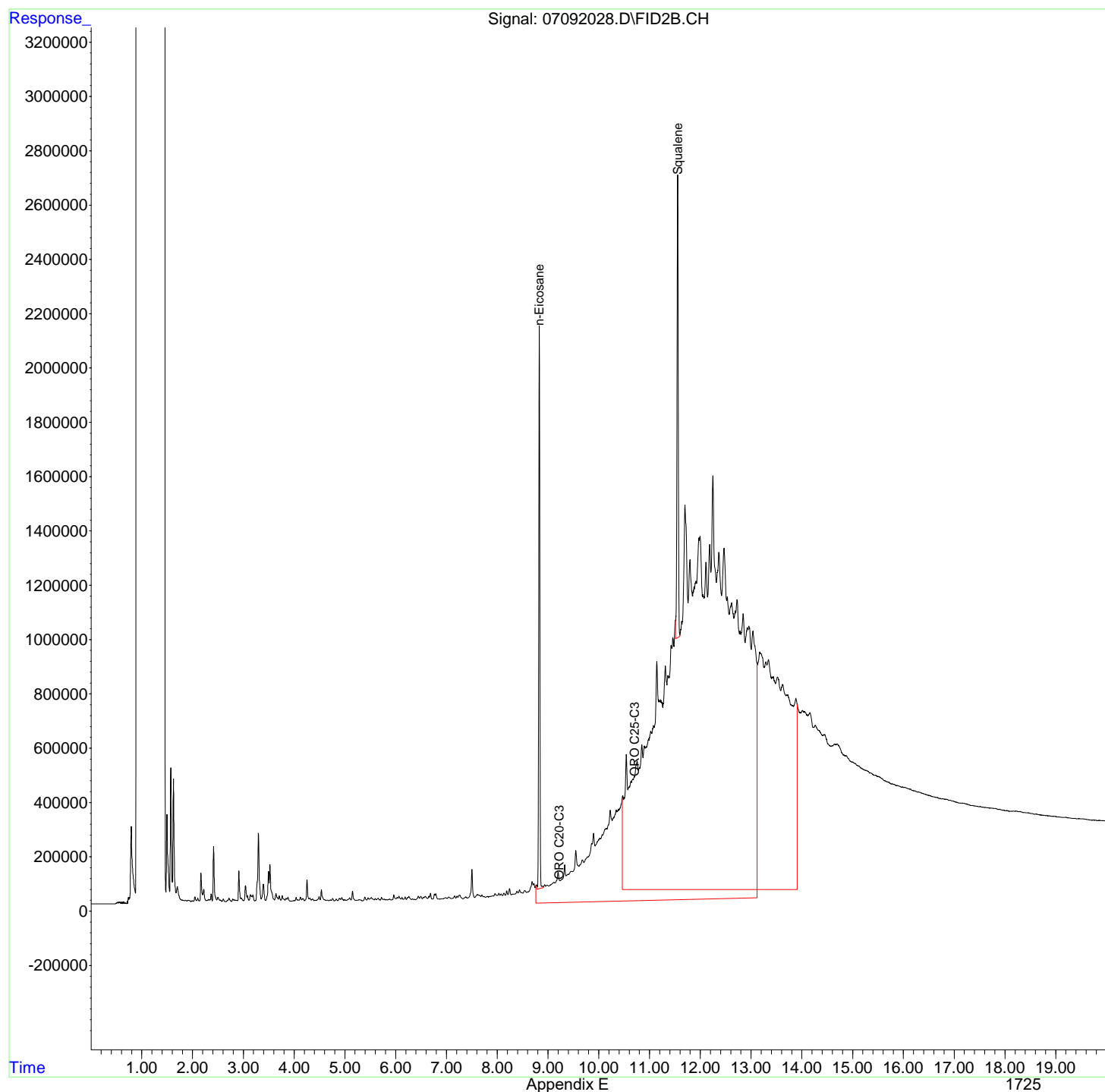
(m)=manual int.



Data Path : R:\2\DATA\070920\  
Data File : 07092028.D  
Signal(s) : FID2B.CH  
Acq On : 09 Jul 2020 11:53 pm  
Operator : GCSVOC-Dhiren  
Sample : 2006481-002A  
Misc :  
ALS Vial : 25 Sample Multiplier: 1

Integration File: EVENTS.E  
Quant Time: Jul 10 11:51:00 2020  
Quant Method : Z:\HPCHEM\2\METHODS\022820DRO-ORO.M  
Quant Title : DRO-ORO 09-09-15 DRO/ORO  
QLast Update : Thu Jul 09 14:01:23 2020  
Response via : Initial Calibration  
Integrator: ChemStation 6890 Scale Mode: Large solvent peaks clipped

Volume Inj. :  
Signal Phase :  
Signal Info :



Data Path : R:\2\DATA\070920\  
 Data File : 07092029.D  
 Signal(s) : FID2B.CH  
 Acq On : 10 Jul 2020 12:21 am  
 Operator : GCSVOC-Dhiren  
 Sample : 2006481-003A  
 Misc :  
 ALS Vial : 26 Sample Multiplier: 1

Integration File: EVENTS.E  
 Quant Time: Jul 10 12:02:37 2020  
 Quant Method : Z:\HPCHEM\2\METHODS\022820DRO-ORO.M  
 Quant Title : DRO-ORO 09-09-15 DRO/ORO  
 QLast Update : Thu Jul 09 14:01:23 2020  
 Response via : Initial Calibration  
 Integrator: ChemStation 6890 Scale Mode: Large solvent peaks clipped

Volume Inj. :  
 Signal Phase :  
 Signal Info :

Compound	R.T.	Response	Conc	Units
-----				
System Monitoring Compounds				
4) S n-Eicosane	8.828	33097922	17.224	ug/mL
8) S1 Squalene	11.554	30422753	18.495	ug/mLm
Target Compounds				
1) H DRO C10-C20	0.000	0	N.D.	ug/mL
2) H DRO C10-C25	0.000	0	N.D.	ug/mL
3) H DRO C10-C28	0.000	0	N.D.	ug/mL
5) H1 ORO C20-C34	9.230	1897693132	1674.972	ug/mLm
6) H1 ORO C25-C36	10.700	2111348583	1551.702	ug/mLm
7) H1 DRO C10-C36	0.000	0	N.D.	ug/mL
-----				

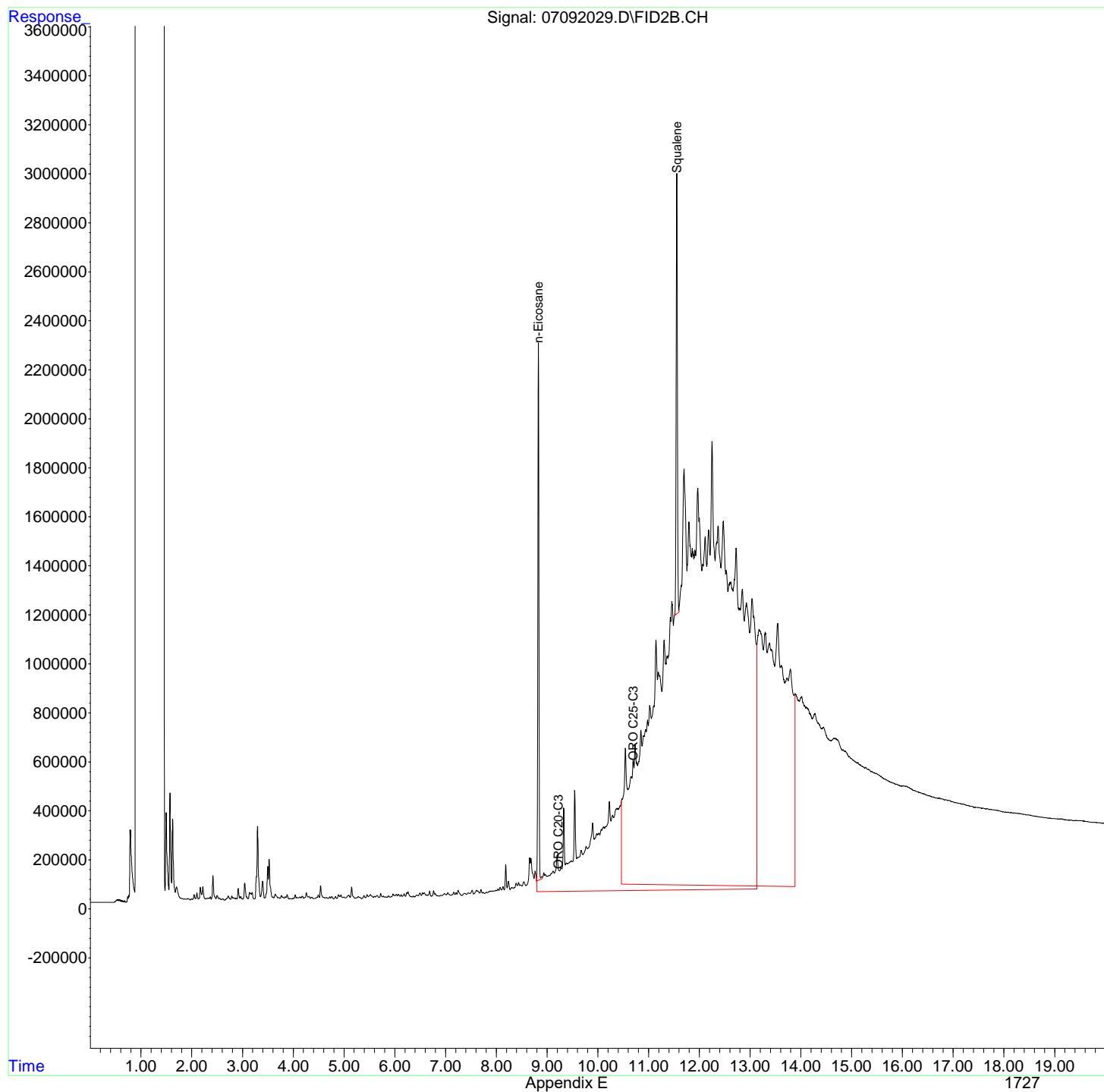
(f)=RT Delta > 1/2 Window

(m)=manual int.

Data Path : R:\2\DATA\070920\  
Data File : 07092029.D  
Signal(s) : FID2B.CH  
Acq On : 10 Jul 2020 12:21 am  
Operator : GCSVOC-Dhiren  
Sample : 2006481-003A  
Misc :  
ALS Vial : 26 Sample Multiplier: 1

Integration File: EVENTS.E  
Quant Time: Jul 10 12:02:37 2020  
Quant Method : Z:\HPCHEM\2\METHODS\022820DRO-ORO.M  
Quant Title : DRO-ORO 09-09-15 DRO/ORO  
QLast Update : Thu Jul 09 14:01:23 2020  
Response via : Initial Calibration  
Integrator: ChemStation 6890 Scale Mode: Large solvent peaks clipped

Volume Inj. :  
Signal Phase :  
Signal Info :



Data Path : R:\2\DATA\070920\  
 Data File : 07092030.D  
 Signal(s) : FID2B.CH  
 Acq On : 10 Jul 2020 12:48 am  
 Operator : GCSVOC-Dhiren  
 Sample : 2006481-004A  
 Misc :  
 ALS Vial : 27 Sample Multiplier: 1

Integration File: EVENTS.E  
 Quant Time: Jul 10 12:03:29 2020  
 Quant Method : Z:\HPCHEM\2\METHODS\022820DRO-ORO.M  
 Quant Title : DRO-ORO 09-09-15 DRO/ORO  
 QLast Update : Thu Jul 09 14:01:23 2020  
 Response via : Initial Calibration  
 Integrator: ChemStation 6890 Scale Mode: Large solvent peaks clipped

Volume Inj. :  
 Signal Phase :  
 Signal Info :

Compound	R.T.	Response	Conc Units
-----			
System Monitoring Compounds			
4) S n-Eicosane	8.828	30536841	15.844 ug/mLm
8) S1 Squalene	11.554	29003479	17.597 ug/mLm
Target Compounds			
1) H DRO C10-C20	0.000	0	N.D. ug/mL
2) H DRO C10-C25	0.000	0	N.D. ug/mL
3) H DRO C10-C28	0.000	0	N.D. ug/mL
5) H1 ORO C20-C34	9.230	1611367603	1408.387 ug/mLm
6) H1 ORO C25-C36	10.700	1904091598	1389.391 ug/mLm
7) H1 DRO C10-C36	0.000	0	N.D. ug/mL
-----			

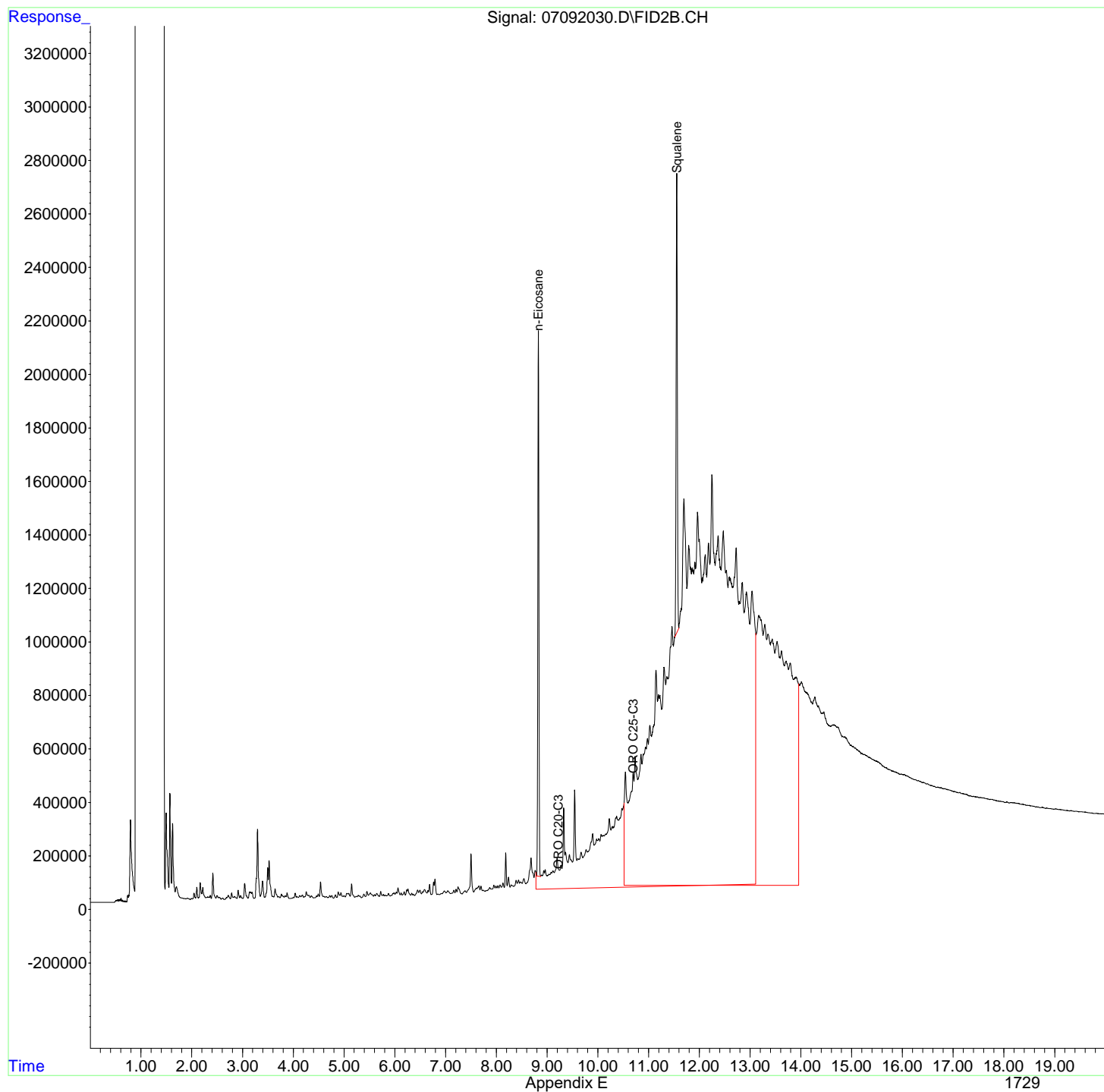
(f)=RT Delta > 1/2 Window

(m)=manual int.

Data Path : R:\2\DATA\070920\  
Data File : 07092030.D  
Signal(s) : FID2B.CH  
Acq On : 10 Jul 2020 12:48 am  
Operator : GCSVOC-Dhiren  
Sample : 2006481-004A  
Misc :  
ALS Vial : 27 Sample Multiplier: 1

Integration File: EVENTS.E  
Quant Time: Jul 10 12:03:29 2020  
Quant Method : Z:\HPCHEM\2\METHODS\022820DRO-ORO.M  
Quant Title : DRO-ORO 09-09-15 DRO/ORO  
QLast Update : Thu Jul 09 14:01:23 2020  
Response via : Initial Calibration  
Integrator: ChemStation 6890 Scale Mode: Large solvent peaks clipped

Volume Inj. :  
Signal Phase :  
Signal Info :



Data Path : R:\2\DATA\070920\  
 Data File : 07092031.D  
 Signal(s) : FID2B.CH  
 Acq On : 10 Jul 2020 1:16 am  
 Operator : GCSVOC-Dhiren  
 Sample : 2006481-005A  
 Misc :  
 ALS Vial : 28 Sample Multiplier: 1

Integration File: EVENTS.E  
 Quant Time: Jul 10 12:04:53 2020  
 Quant Method : Z:\HPCHEM\2\METHODS\022820DRO-ORO.M  
 Quant Title : DRO-ORO 09-09-15 DRO/ORO  
 QLast Update : Thu Jul 09 14:01:23 2020  
 Response via : Initial Calibration  
 Integrator: ChemStation 6890 Scale Mode: Large solvent peaks clipped

Volume Inj. :  
 Signal Phase :  
 Signal Info :

Compound	R.T.	Response	Conc Units
-----			
System Monitoring Compounds			
4) S n-Eicosane	8.828	33211666	17.285 ug/mL
8) S1 Squalene	11.554	30605823	18.611 ug/mLm
Target Compounds			
1) H DRO C10-C20	0.000	0	N.D. ug/mL
2) H DRO C10-C25	0.000	0	N.D. ug/mL
3) H DRO C10-C28	0.000	0	N.D. ug/mL
5) H1 ORO C20-C34	9.230	2262108823	2014.263 ug/mLm
6) H1 ORO C25-C36	10.700	2624697063	1953.723 ug/mLm
7) H1 DRO C10-C36	0.000	0	N.D. ug/mL
-----			

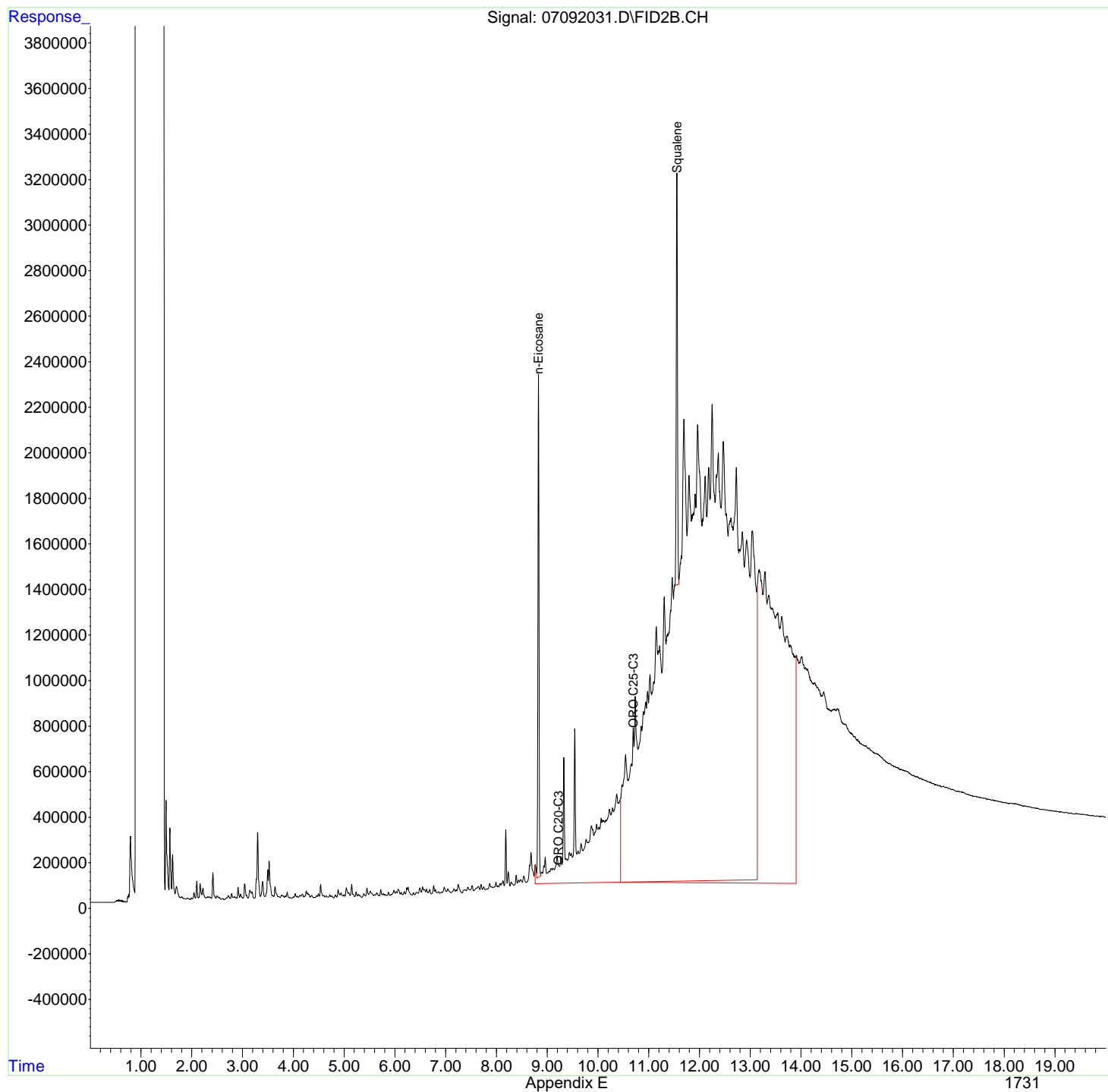
(f)=RT Delta > 1/2 Window

(m)=manual int.

Data Path : R:\2\DATA\070920\  
Data File : 07092031.D  
Signal(s) : FID2B.CH  
Acq On : 10 Jul 2020 1:16 am  
Operator : GCSVOC-Dhiren  
Sample : 2006481-005A  
Misc :  
ALS Vial : 28 Sample Multiplier: 1

Integration File: EVENTS.E  
Quant Time: Jul 10 12:04:53 2020  
Quant Method : Z:\HPCHEM\2\METHODS\022820DRO-ORO.M  
Quant Title : DRO-ORO 09-09-15 DRO/ORO  
QLast Update : Thu Jul 09 14:01:23 2020  
Response via : Initial Calibration  
Integrator: ChemStation 6890 Scale Mode: Large solvent peaks clipped

Volume Inj. :  
Signal Phase :  
Signal Info :



Data Path : R:\2\DATA\070920\  
 Data File : 07092032.D  
 Signal(s) : FID2B.CH  
 Acq On : 10 Jul 2020 1:43 am  
 Operator : GCSVOC-Dhiren  
 Sample : 2006481-006A  
 Misc :  
 ALS Vial : 29 Sample Multiplier: 1

Integration File: EVENTS.E  
 Quant Time: Jul 10 12:16:30 2020  
 Quant Method : Z:\HPCHEM\2\METHODS\022820DRO-ORO.M  
 Quant Title : DRO-ORO 09-09-15 DRO/ORO  
 QLast Update : Thu Jul 09 14:01:23 2020  
 Response via : Initial Calibration  
 Integrator: ChemStation 6890 Scale Mode: Large solvent peaks clipped

Volume Inj. :  
 Signal Phase :  
 Signal Info :

Compound	R.T.	Response	Conc Units
-----			
System Monitoring Compounds			
4) S n-Eicosane	8.828	21562408	11.010 ug/mL
8) S1 Squalene	11.554	28011582	16.970 ug/mLm
Target Compounds			
1) H DRO C10-C20	0.000	0	N.D. ug/mL
2) H DRO C10-C25	0.000	0	N.D. ug/mL
3) H DRO C10-C28	0.000	0	N.D. ug/mL
5) H1 ORO C20-C34	9.230	7127418842	6544.135 ug/mLm
6) H1 ORO C25-C36	10.700	6921744813	5318.893 ug/mLm
7) H1 DRO C10-C36	0.000	0	N.D. ug/mL
-----			

(f)=RT Delta > 1/2 Window

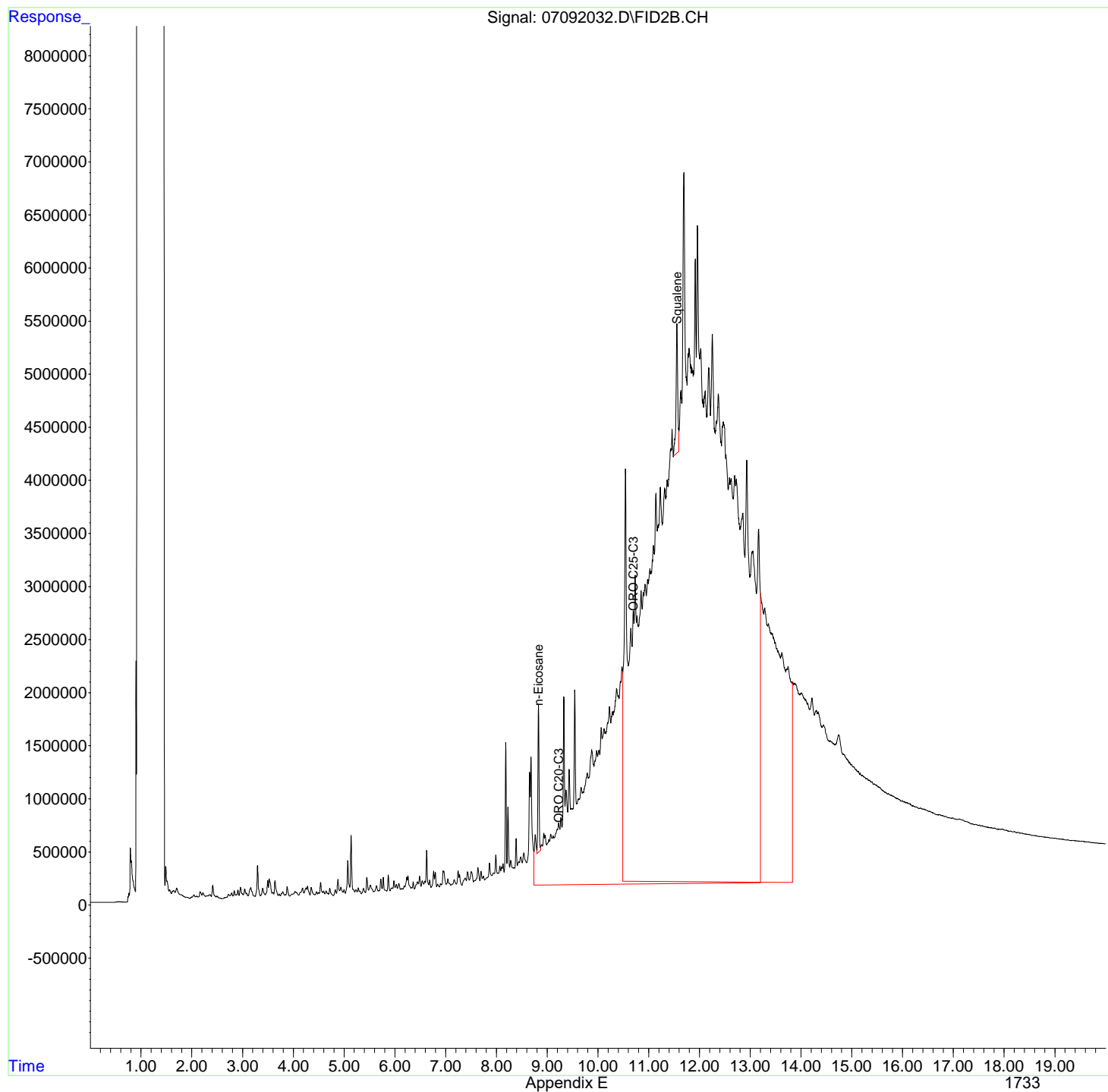
(m)=manual int.



Data Path : R:\2\DATA\070920\  
Data File : 07092032.D  
Signal(s) : FID2B.CH  
Acq On : 10 Jul 2020 1:43 am  
Operator : GCSVOC-Dhiren  
Sample : 2006481-006A  
Misc :  
ALS Vial : 29 Sample Multiplier: 1

Integration File: EVENTS.E  
Quant Time: Jul 10 12:16:30 2020  
Quant Method : Z:\HPCHEM\2\METHODS\022820DRO-ORO.M  
Quant Title : DRO-ORO 09-09-15 DRO/ORO  
QLast Update : Thu Jul 09 14:01:23 2020  
Response via : Initial Calibration  
Integrator: ChemStation 6890 Scale Mode: Large solvent peaks clipped

Volume Inj. :  
Signal Phase :  
Signal Info :



Data Path : R:\2\DATA\070920\  
 Data File : 07092033.D  
 Signal(s) : FID2B.CH  
 Acq On : 10 Jul 2020 2:11 am  
 Operator : GCSVOC-Dhiren  
 Sample : CCB-070920-2  
 Misc :  
 ALS Vial : 2 Sample Multiplier: 1

Integration File: EVENTS.E  
 Quant Time: Jul 10 12:08:24 2020  
 Quant Method : Z:\HPCHEM\2\METHODS\022820DRO-ORO.M  
 Quant Title : DRO-ORO 09-09-15 DRO/ORO  
 QLast Update : Thu Jul 09 14:01:23 2020  
 Response via : Initial Calibration  
 Integrator: ChemStation 6890 Scale Mode: Large solvent peaks clipped

Volume Inj. :  
 Signal Phase :  
 Signal Info :

Compound	R.T.	Response	Conc	Units
-----				
System Monitoring Compounds				
4) S n-Eicosane	8.828	30497783	15.823	ug/mL
8) S1 Squalene	11.553	26449021	15.981	ug/mLm
Target Compounds				
1) H DRO C10-C20	0.000	0	N.D.	ug/mL
2) H DRO C10-C25	0.000	0	N.D.	ug/mL
3) H DRO C10-C28	0.000	0	N.D.	ug/mL
5) H1 ORO C20-C34	0.000	0	N.D.	ug/mL
6) H1 ORO C25-C36	0.000	0	N.D.	ug/mL
7) H1 DRO C10-C36	0.000	0	N.D.	ug/mL
-----				

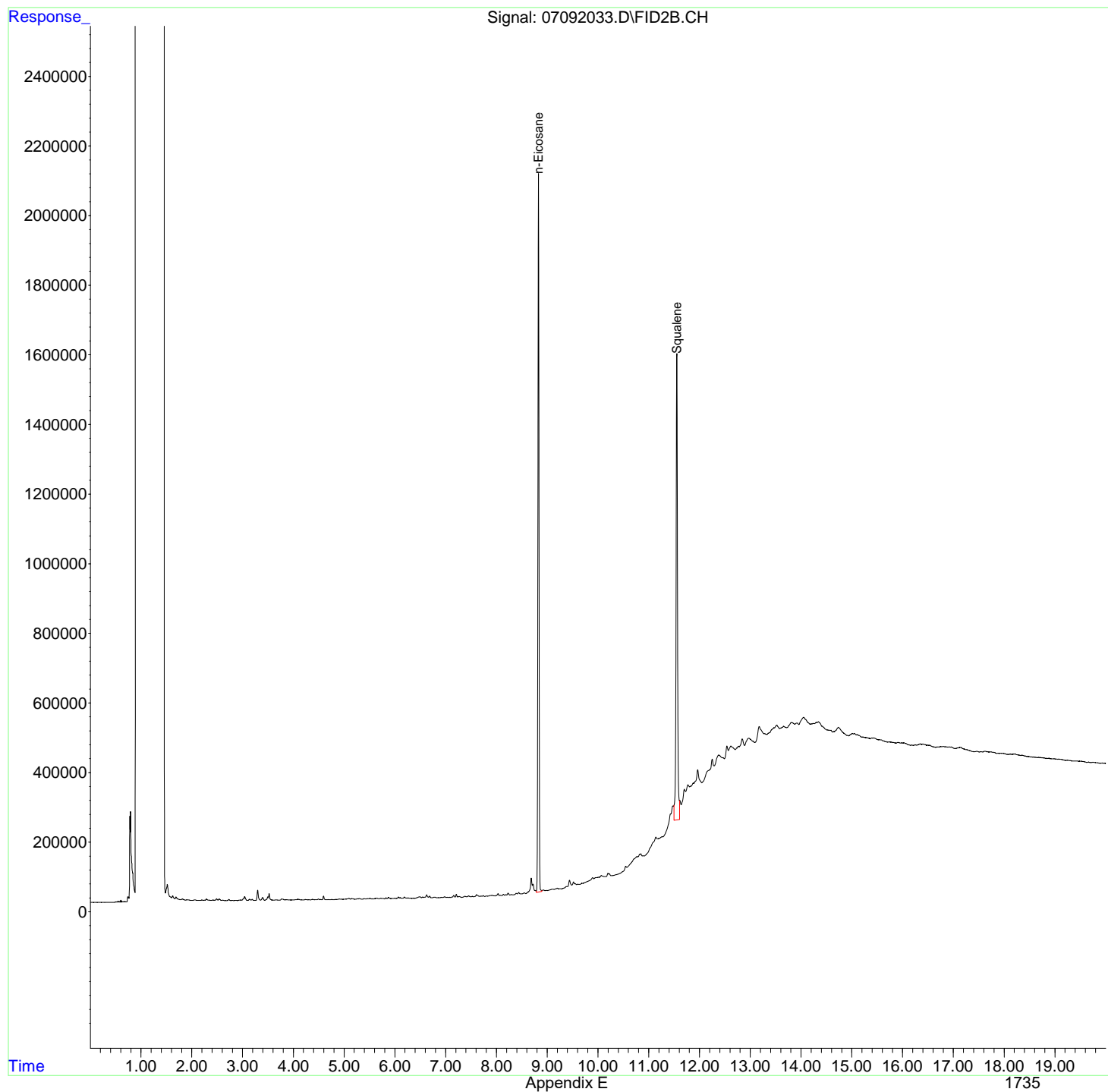
(f)=RT Delta > 1/2 Window

(m)=manual int.

Data Path : R:\2\DATA\070920\  
Data File : 07092033.D  
Signal(s) : FID2B.CH  
Acq On : 10 Jul 2020 2:11 am  
Operator : GCSVOC-Dhiren  
Sample : CCB-070920-2  
Misc :  
ALS Vial : 2 Sample Multiplier: 1

Integration File: EVENTS.E  
Quant Time: Jul 10 12:08:24 2020  
Quant Method : Z:\HPCHEM\2\METHODS\022820DRO-ORO.M  
Quant Title : DRO-ORO 09-09-15 DRO/ORO  
QLast Update : Thu Jul 09 14:01:23 2020  
Response via : Initial Calibration  
Integrator: ChemStation 6890 Scale Mode: Large solvent peaks clipped

Volume Inj. :  
Signal Phase :  
Signal Info :



Data Path : R:\2\DATA\070920\  
 Data File : 07092034.D  
 Signal(s) : FID2B.CH  
 Acq On : 10 Jul 2020 2:38 am  
 Operator : GCSVOC-Dhiren  
 Sample : CCV-DRO-070920-2  
 Misc :  
 ALS Vial : 4 Sample Multiplier: 1

Integration File: EVENTS.E  
 Quant Time: Jul 10 12:10:17 2020  
 Quant Method : Z:\HPCHEM\2\METHODS\022820DRO-ORO.M  
 Quant Title : DRO-ORO 09-09-15 DRO/ORO  
 QLast Update : Thu Jul 09 14:01:23 2020  
 Response via : Initial Calibration  
 Integrator: ChemStation 6890 Scale Mode: Large solvent peaks clipped

Volume Inj. :  
 Signal Phase :  
 Signal Info :

Min. RRF : 0.000 Min. Rel. Area : 50% Max. R.T. Dev 0.50min  
 Max. RRF Dev : 15% Max. Rel. Area : 150%

	Compound	Amount	Calc.	%Dev	Area%	Dev (Min)
1 H	DRO C10-C20	1000.000	1106.445	-10.6	0	0.00
2 H	DRO C10-C25	1000.000	1009.091	-0.9	0	0.00
3 H	DRO C10-C28	1000.000	996.733	0.3	0	0.00
5 H1	ORO C20-C34	1000.000	-92.687	109.3#	0	-9.23#
6 H1	ORO C25-C36	1000.000	-102.445	110.2#	0	-10.70#
7 H1	DRO C10-C36	1000.000	1136.327	-13.6	0	0.00
8 S1	Squalene	20.000	20.130	-0.6	0	0.00

Evaluate Continuing Calibration Report - Not Found

4 S	n-Eicosane	10.000	0.000	100.0#	0	-8.83#
5 H1	ORO C20-C34	1000.000	-92.687	109.3#	0	-9.23#
6 H1	ORO C25-C36	1000.000	-102.445	110.2#	0	-10.70#

(#) = Out of Range

SPCC's out = 0 CCC's out = 0

Data Path : R:\2\DATA\070920\  
 Data File : 07092034.D  
 Signal(s) : FID2B.CH  
 Acq On : 10 Jul 2020 2:38 am  
 Operator : GCSVOC-Dhiren  
 Sample : CCV-DRO-070920-2  
 Misc :  
 ALS Vial : 4 Sample Multiplier: 1

Integration File: EVENTS.E  
 Quant Time: Jul 10 12:10:17 2020  
 Quant Method : Z:\HPCHEM\2\METHODS\022820DRO-ORO.M  
 Quant Title : DRO-ORO 09-09-15 DRO/ORO  
 QLast Update : Thu Jul 09 14:01:23 2020  
 Response via : Initial Calibration  
 Integrator: ChemStation 6890 Scale Mode: Large solvent peaks clipped

Volume Inj. :  
 Signal Phase :  
 Signal Info :

Compound	R.T.	Response	Conc	Units
-----				
System Monitoring Compounds				
4) S n-Eicosane	0.000	0	N.D.	ug/mL
8) S1 Squalene	11.553	33006192	20.130	ug/mLm
Target Compounds				
1) H DRO C10-C20	5.050	1671527783	1106.445	ug/mLm
2) H DRO C10-C25	5.150	1774726305	1009.091	ug/mLm
3) H DRO C10-C28	6.850	1822725710	996.733	ug/mLm
5) H1 ORO C20-C34	0.000	0	N.D.	ug/mL
6) H1 ORO C25-C36	0.000	0	N.D.	ug/mL
7) H1 DRO C10-C36	8.400	2161061172	1136.327	ug/mLm
-----				

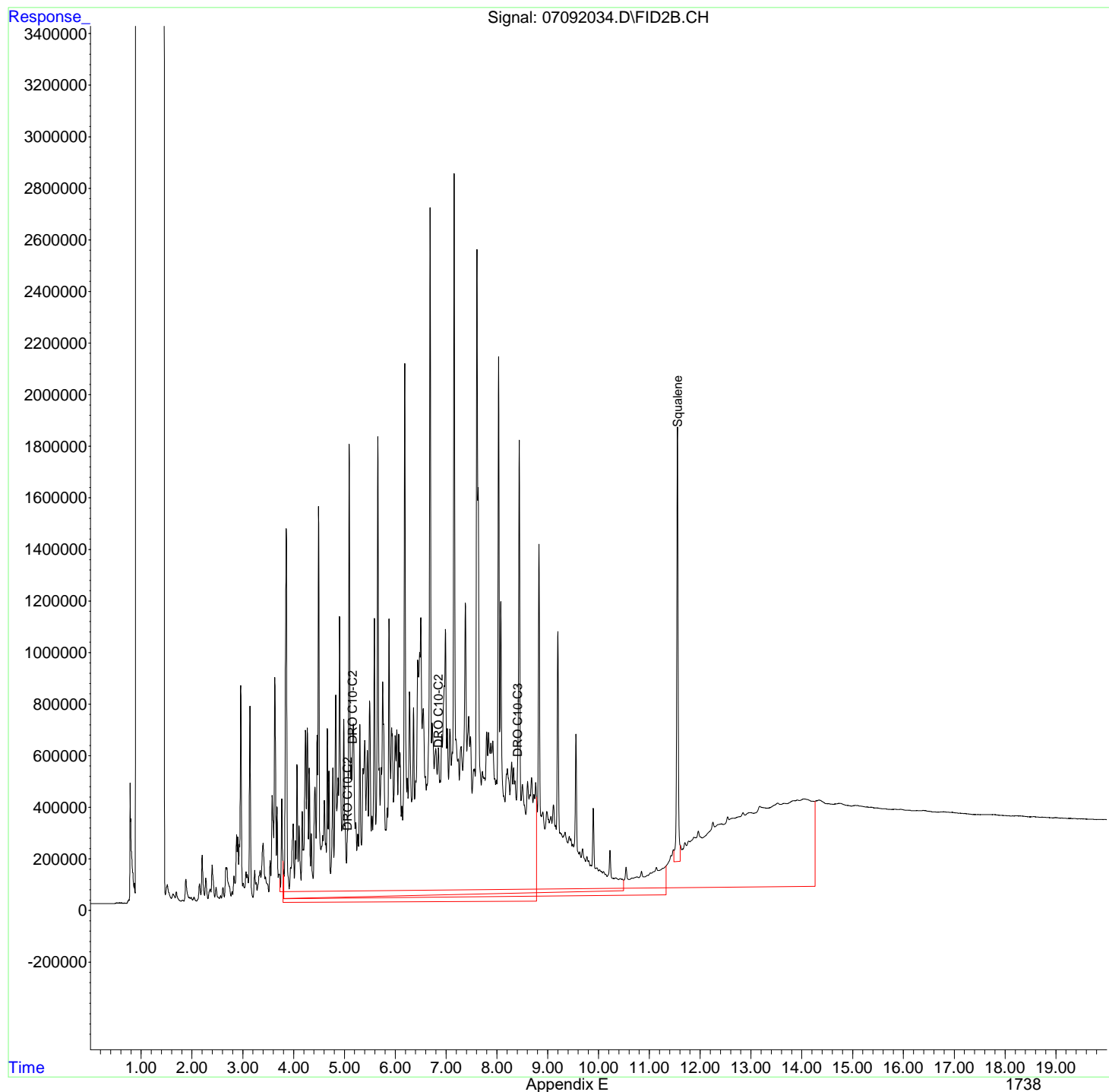
(f)=RT Delta > 1/2 Window

(m)=manual int.

Data Path : R:\2\DATA\070920\  
Data File : 07092034.D  
Signal(s) : FID2B.CH  
Acq On : 10 Jul 2020 2:38 am  
Operator : GCSVOC-Dhiren  
Sample : CCV-DRO-070920-2  
Misc :  
ALS Vial : 4 Sample Multiplier: 1

Integration File: EVENTS.E  
Quant Time: Jul 10 12:10:17 2020  
Quant Method : Z:\HPCHEM\2\METHODS\022820DRO-ORO.M  
Quant Title : DRO-ORO 09-09-15 DRO/ORO  
QLast Update : Thu Jul 09 14:01:23 2020  
Response via : Initial Calibration  
Integrator: ChemStation 6890 Scale Mode: Large solvent peaks clipped

Volume Inj. :  
Signal Phase :  
Signal Info :



Data Directory: R:\2\DATA\071020\

SampleName	MiscInfo	Vial	Multiplier	Injection Time
1) 0710200A.D PRIME		100	1.000	10 Jul 2020 9:22 am
2) 0710001B.D PRIME		100	1.000	10 Jul 2020 9:50 am
3) 0710002C.D PRIME		100	1.000	10 Jul 2020 10:17 am
4) 0710003D.D PRIME		100	1.000	10 Jul 2020 10:45 am
5) 0710004D.D PRIME		100	1.000	10 Jul 2020 11:13 am
6) 07102001.D RTX-071020		1	1.000	10 Jul 2020 11:41 am
7) 07102002.D CCB-071020		2	1.000	10 Jul 2020 12:20 pm
8) 07102003.D CRQL-DRO-071020		3	1.000	10 Jul 2020 12:53 pm
9) 07102004.D CCV-DRO-071020		4	1.000	10 Jul 2020 1:21 pm
10) 07102005.D CRQL-ORO-071020		5	1.000	10 Jul 2020 1:49 pm
11) 07102006.D CCV-ORO-071020		6	1.000	10 Jul 2020 2:17 pm
12) 07102007.D MB-51998		7	1.000	10 Jul 2020 2:45 pm
13) 07102008.D LCS-51998-DRO		8	1.000	10 Jul 2020 3:40 pm
14) 07102009.D LCSD-51998-DRO		9	1.000	10 Jul 2020 4:08 pm
15) 07102010.D 2006481-008A		10	1.000	10 Jul 2020 4:36 pm
16) 07102011.D 2006481-009A		11	1.000	10 Jul 2020 5:04 pm
17) 07102012.D 2006481-010A		12	1.000	10 Jul 2020 5:31 pm
18) 07102013.D 2006481-011A		13	1.000	10 Jul 2020 5:59 pm
19) 07102014.D 2006481-012A		14	1.000	10 Jul 2020 6:27 pm
20) 07102015.D 2006481-013A		15	1.000	10 Jul 2020 6:54 pm
21) 07102016.D 2006481-014A		16	1.000	10 Jul 2020 7:22 pm

22) 07102017.D 2006481-015A	17	1.000	10 Jul 2020	7:49 pm
23) 07102018.D 2006481-016A	18	1.000	10 Jul 2020	8:17 pm
24) 07102019.D 2006481-017A	19	1.000	10 Jul 2020	8:45 pm
25) 07102020.D CCCB-071020-1	2	1.000	10 Jul 2020	9:12 pm
26) 07102021.D CCV-DRO-071020-1	4	1.000	10 Jul 2020	9:40 pm
27) 07102022.D CCV-ORO-071020-1	6	1.000	10 Jul 2020	10:07 pm
28) 07102023.D 2006481-018A	20	1.000	10 Jul 2020	10:35 pm
29) 07102024.D 2006481-019A	21	1.000	10 Jul 2020	11:02 pm
30) 07102025.D 2006481-020A	22	1.000	10 Jul 2020	11:30 pm
31) 07102026.D 2006481-021A	23	1.000	10 Jul 2020	11:57 pm
32) 07102027.D 2006481-022A	24	1.000	11 Jul 2020	12:25 am
33) 07102028.D 2006481-023A	25	1.000	11 Jul 2020	12:52 am
34) 07102029.D 2006481-024A	26	1.000	11 Jul 2020	1:20 am
35) 07102030.D 2006481-025A	27	1.000	11 Jul 2020	1:47 am
36) 07102031.D 2006481-025AMS	28	1.000	11 Jul 2020	2:15 am
37) 07102032.D 2006481-025AMSD	29	1.000	11 Jul 2020	2:42 am
38) 07102033.D 2006518-001A	30	1.000	11 Jul 2020	3:10 am
39) 07102034.D 2006481-007A	31	1.000	11 Jul 2020	3:37 am
40) 07102035.D CCB-071020-2	2	1.000	11 Jul 2020	4:05 am
41) 07102036.D CCV-DRO-071020-2	4	1.000	11 Jul 2020	4:32 am
42) 07102037.D CCV-ORO-071020-2	6	1.000	11 Jul 2020	4:59 am



Data Path : R:\2\DATA\071020\  
 Data File : 07102001.D  
 Signal(s) : FID2B.CH  
 Acq On : 10 Jul 2020 11:41 am  
 Operator : GCSVOC-Dhiren  
 Sample : RTX-071020  
 Misc :  
 ALS Vial : 1 Sample Multiplier: 1

Integration File: EVENTS.E  
 Quant Time: Jul 10 13:33:38 2020  
 Quant Method : Z:\HPCHEM\2\METHODS\C10-40.M  
 Quant Title : Retention Time C8-40  
 QLast Update : Wed Dec 18 10:37:38 2019  
 Response via : Initial Calibration  
 Integrator: ChemStation 6890 Scale Mode: Large solvent peaks clipped

Volume Inj. :  
 Signal Phase :  
 Signal Info :

Compound	R.T.	Response	Conc Units
-----			
Target Compounds			
1) C8	2.399	63715607	0.778 ug/mL
2) C10	3.841	65231516	55.049 ug/mL
3) C12	5.095	64292506	55.818 ug/mL
4) C14	6.188	64280029	56.668 ug/mL
5) C16	7.160	64488853	58.027 ug/mL
6) C18	8.035	65609060	59.448 ug/mL
7) C20	8.831	65487869	59.185 ug/mL
8) C22	9.559	66793181	59.212 ug/mL
9) C24	10.229	66111553	57.075 ug/mL
10) C25	10.545	66853992	64.268 ug/mL
11) C26	10.849	64211096	53.707 ug/mL
12) C28	11.426	61246361	49.340 ug/mL
13) C30	11.969	57860278	46.589 ug/mL
14) C32	12.543	49981524	42.014 ug/mL
15) C34	13.174	42544064	38.470 ug/mL
16) C36	13.922	34654285	37.596 ug/mL
17) C38	14.895	26255947	37.299 ug/mL
18) C40	16.285	20652644	40.220 ug/mL
-----			

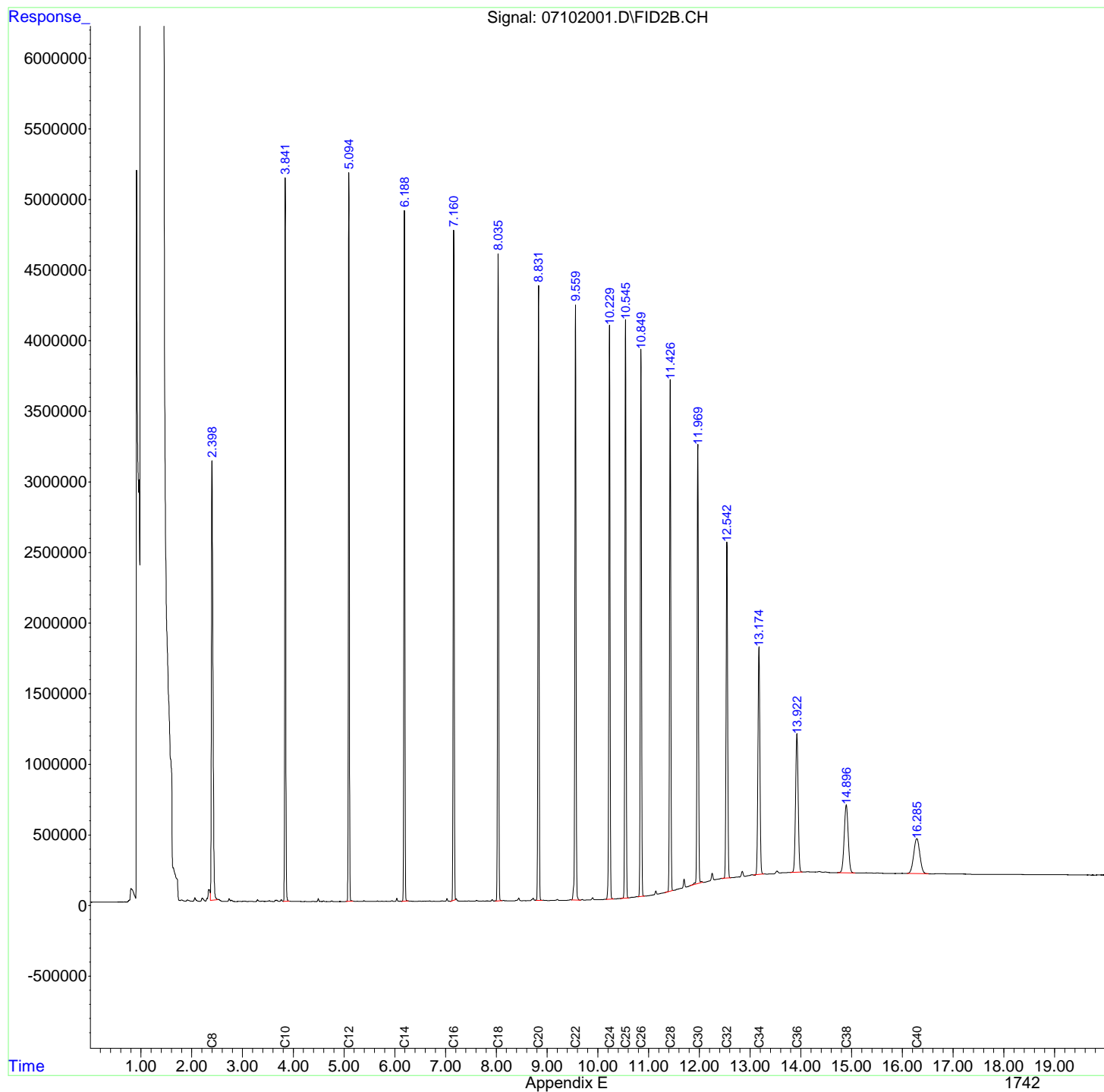
(f)=RT Delta > 1/2 Window

(m)=manual int.

Data Path : R:\2\DATA\071020\  
Data File : 07102001.D  
Signal(s) : FID2B.CH  
Acq On : 10 Jul 2020 11:41 am  
Operator : GCSVOC-Dhiren  
Sample : RTX-071020  
Misc :  
ALS Vial : 1 Sample Multiplier: 1

Integration File: EVENTS.E  
Quant Time: Jul 10 13:33:38 2020  
Quant Method : Z:\HPCHEM\2\METHODS\C10-40.M  
Quant Title : Rentention Time C8-40  
QLast Update : Wed Dec 18 10:37:38 2019  
Response via : Initial Calibration  
Integrator: ChemStation 6890 Scale Mode: Large solvent peaks clipped

Volume Inj. :  
Signal Phase :  
Signal Info :



Data Path : R:\2\DATA\071020\  
 Data File : 07102002.D  
 Signal(s) : FID2B.CH  
 Acq On : 10 Jul 2020 12:20 pm  
 Operator : GCSVOC-Dhiren  
 Sample : CCB-071020  
 Misc :  
 ALS Vial : 2 Sample Multiplier: 1

Integration File: EVENTS.E  
 Quant Time: Jul 10 13:36:33 2020  
 Quant Method : Z:\HPCHEM\2\METHODS\022820DRO-ORO.M  
 Quant Title : DRO-ORO 09-09-15 DRO/ORO  
 QLast Update : Fri Feb 28 16:32:12 2020  
 Response via : Initial Calibration  
 Integrator: ChemStation 6890 Scale Mode: Large solvent peaks clipped

Volume Inj. :  
 Signal Phase :  
 Signal Info :

Compound	R.T.	Response	Conc	Units
-----				
System Monitoring Compounds				
4) S n-Eicosane	8.831	29763803	15.428	ug/mL
8) S1 Squalene	11.556	24136970	14.518	ug/mLm
Target Compounds				
1) H DRO C10-C20	0.000	0	N.D.	ug/mL
2) H DRO C10-C25	0.000	0	N.D.	ug/mL
3) H DRO C10-C28	0.000	0	N.D.	ug/mL
5) H1 ORO C20-C34	0.000	0	N.D.	ug/mL
6) H1 ORO C25-C36	0.000	0	N.D.	ug/mL
7) H1 DRO C10-C36	0.000	0	N.D.	ug/mL
-----				

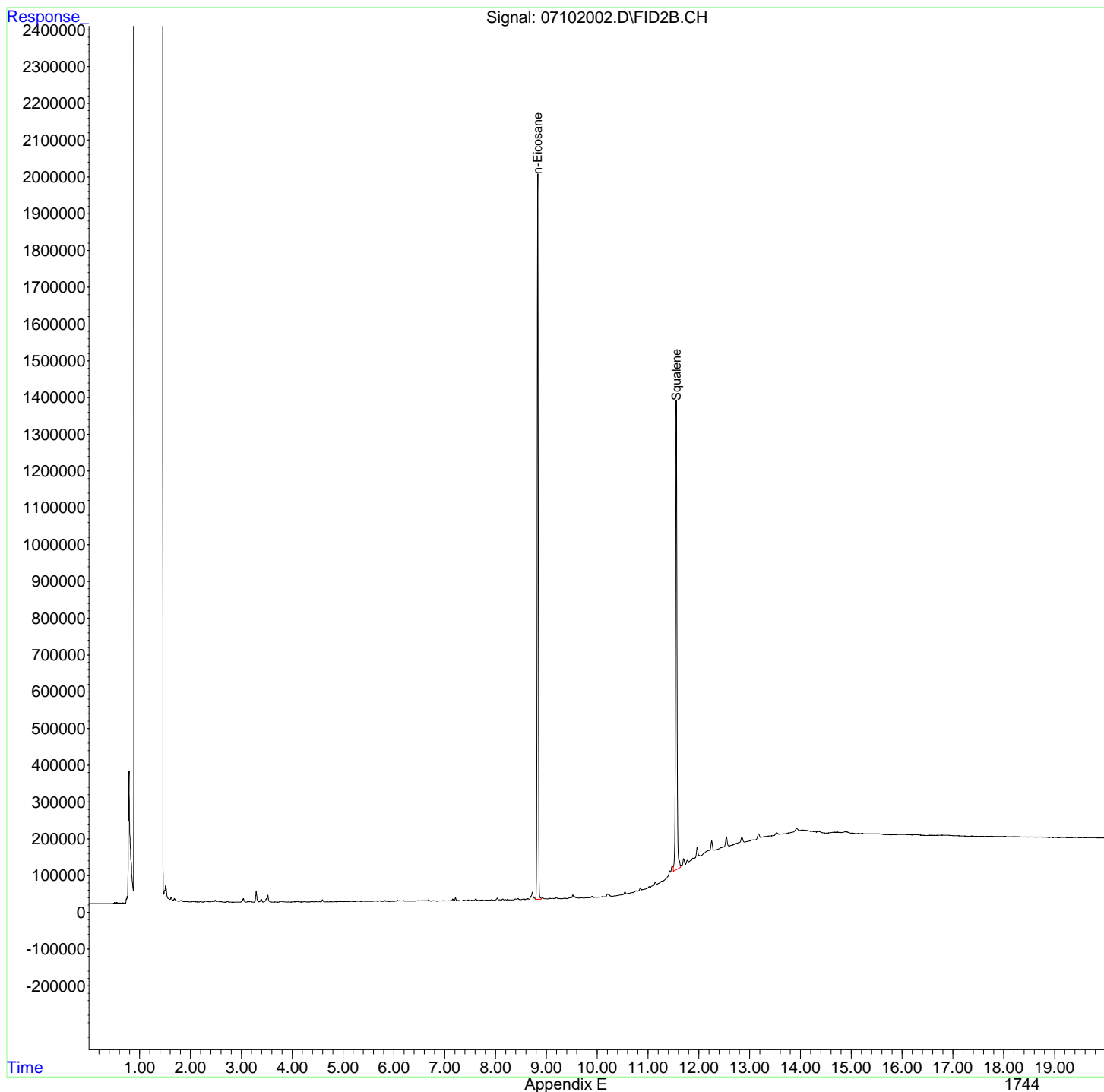
(f)=RT Delta > 1/2 Window

(m)=manual int.

Data Path : R:\2\DATA\071020\  
Data File : 07102002.D  
Signal(s) : FID2B.CH  
Acq On : 10 Jul 2020 12:20 pm  
Operator : GCSVOC-Dhiren  
Sample : CCB-071020  
Misc :  
ALS Vial : 2 Sample Multiplier: 1

Integration File: EVENTS.E  
Quant Time: Jul 10 13:36:33 2020  
Quant Method : Z:\HPCHEM\2\METHODS\022820DRO-ORO.M  
Quant Title : DRO-ORO 09-09-15 DRO/ORO  
QLast Update : Fri Feb 28 16:32:12 2020  
Response via : Initial Calibration  
Integrator: ChemStation 6890 Scale Mode: Large solvent peaks clipped

Volume Inj. :  
Signal Phase :  
Signal Info :



Data Path : R:\2\DATA\071020\  
 Data File : 07102003.D  
 Signal(s) : FID2B.CH  
 Acq On : 10 Jul 2020 12:53 pm  
 Operator : GCSVOC-Dhiren  
 Sample : CRQL-DRO-071020  
 Misc :  
 ALS Vial : 3 Sample Multiplier: 1

Integration File: EVENTS.E  
 Quant Time: Jul 10 13:47:27 2020  
 Quant Method : Z:\HPCHEM\2\METHODS\022820DRO-ORO.M  
 Quant Title : DRO-ORO 09-09-15 DRO/ORO  
 QLast Update : Fri Feb 28 16:32:12 2020  
 Response via : Initial Calibration  
 Integrator: ChemStation 6890 Scale Mode: Large solvent peaks clipped

Volume Inj. :  
 Signal Phase :  
 Signal Info :

Compound	R.T.	Response	Conc Units
-----			
System Monitoring Compounds			
4) S n-Eicosane	0.000	0	N.D. ug/mL
8) S1 Squalene	11.556	4124847	1.854 ug/mLm
Target Compounds			
1) H DRO C10-C20	5.050	94199463	46.957 ug/mLm
2) H DRO C10-C25	5.150	107463321	49.636 ug/mLm
3) H DRO C10-C28	6.850	120385309	48.923 ug/mLm
5) H1 ORO C20-C34	0.000	0	N.D. ug/mL
6) H1 ORO C25-C36	0.000	0	N.D. ug/mL
7) H1 DRO C10-C36	0.000	0	N.D. ug/mL
-----			

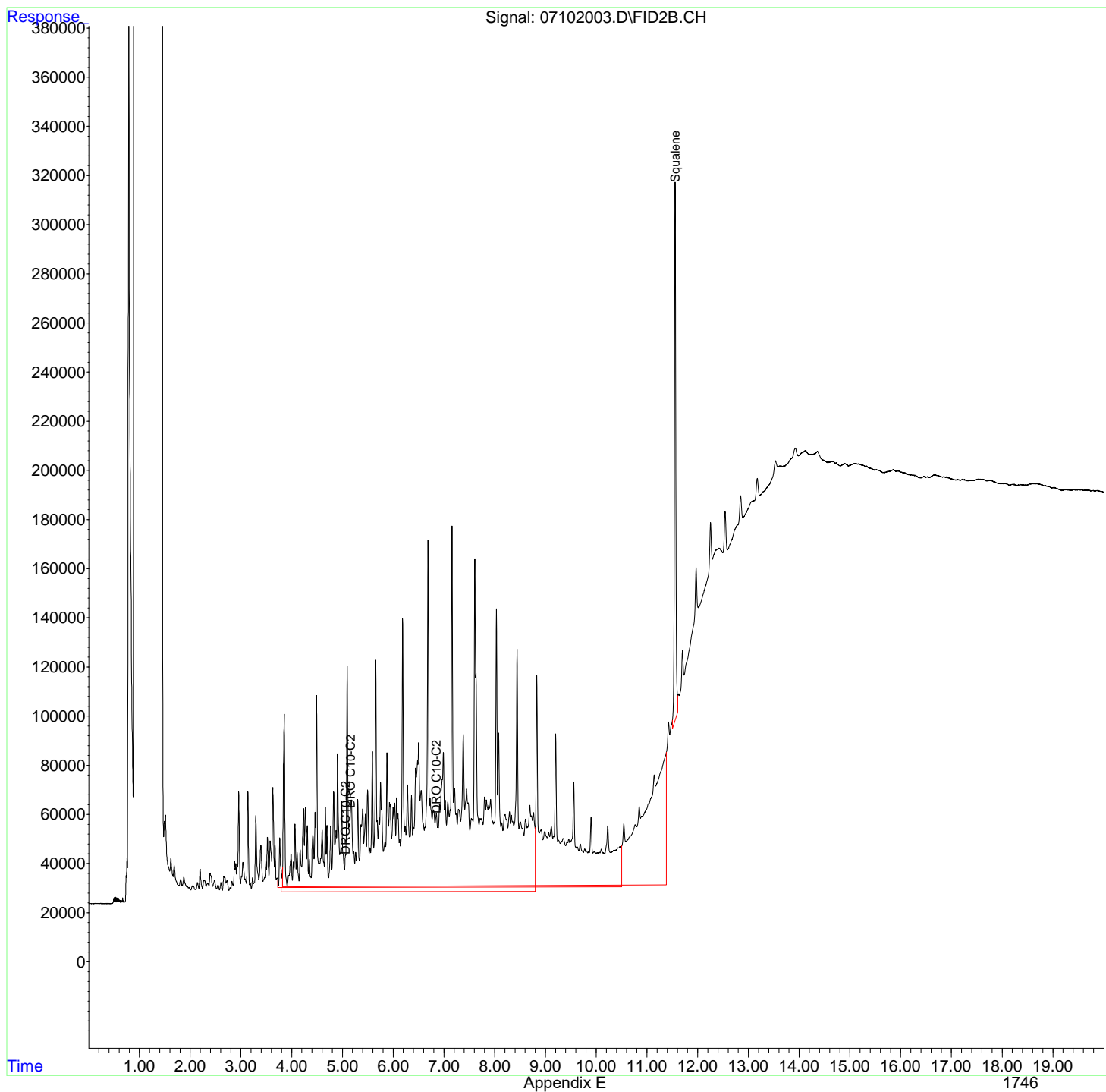
(f)=RT Delta > 1/2 Window

(m)=manual int.

Data Path : R:\2\DATA\071020\  
Data File : 07102003.D  
Signal(s) : FID2B.CH  
Acq On : 10 Jul 2020 12:53 pm  
Operator : GCSVOC-Dhiren  
Sample : CRQL-DRO-071020  
Misc :  
ALS Vial : 3 Sample Multiplier: 1

Integration File: EVENTS.E  
Quant Time: Jul 10 13:47:27 2020  
Quant Method : Z:\HPCHEM\2\METHODS\022820DRO-ORO.M  
Quant Title : DRO-ORO 09-09-15 DRO/ORO  
QLast Update : Fri Feb 28 16:32:12 2020  
Response via : Initial Calibration  
Integrator: ChemStation 6890 Scale Mode: Large solvent peaks clipped

Volume Inj. :  
Signal Phase :  
Signal Info :



Data Path : R:\2\DATA\071020\  
 Data File : 07102004.D  
 Signal(s) : FID2B.CH  
 Acq On : 10 Jul 2020 1:21 pm  
 Operator : GCSVOC-Dhiren  
 Sample : CCV-DRO-071020  
 Misc :  
 ALS Vial : 4 Sample Multiplier: 1

Integration File: EVENTS.E  
 Quant Time: Jul 13 15:57:29 2020  
 Quant Method : Z:\HPCHEM\2\METHODS\022820DRO-ORO.M  
 Quant Title : DRO-ORO 09-09-15 DRO/ORO  
 QLast Update : Fri Feb 28 16:32:12 2020  
 Response via : Initial Calibration  
 Integrator: ChemStation 6890 Scale Mode: Large solvent peaks clipped

Volume Inj. :  
 Signal Phase :  
 Signal Info :

Min. RRF : 0.000 Min. Rel. Area : 50% Max. R.T. Dev 0.50min  
 Max. RRF Dev : 15% Max. Rel. Area : 150%

	Compound	Amount	Calc.	%Dev	Area%	Dev (Min)
1 H	DRO C10-C20	1000.000	1038.545	-3.9	0	0.00
2 H	DRO C10-C25	1000.000	983.216	1.7	0	0.00
3 H	DRO C10-C28	1000.000	969.193	3.1	0	0.00
5 H1	ORO C20-C34	1000.000	-91.433	109.1#	0	-9.23#
6 H1	ORO C25-C36	1000.000	-101.390	110.1#	0	-10.70#
7 H1	DRO C10-C36	1000.000	1130.896	-13.1	0	0.00
8 S1	Squalene	20.000	20.294	-1.5	0	0.00

Evaluate Continuing Calibration Report - Not Found

4 S	n-Eicosane	10.000	0.000	100.0#	0	-8.83#
-----	------------	--------	-------	--------	---	--------

(#) = Out of Range

SPCC's out = 0 CCC's out = 0

Data Path : R:\2\DATA\071020\  
 Data File : 07102004.D  
 Signal(s) : FID2B.CH  
 Acq On : 10 Jul 2020 1:21 pm  
 Operator : GCSVOC-Dhiren  
 Sample : CCV-DRO-071020  
 Misc :  
 ALS Vial : 4 Sample Multiplier: 1

Integration File: EVENTS.E  
 Quant Time: Jul 13 15:57:29 2020  
 Quant Method : Z:\HPCHEM\2\METHODS\022820DRO-ORO.M  
 Quant Title : DRO-ORO 09-09-15 DRO/ORO  
 QLast Update : Fri Feb 28 16:32:12 2020  
 Response via : Initial Calibration  
 Integrator: ChemStation 6890 Scale Mode: Large solvent peaks clipped

Volume Inj. :  
 Signal Phase :  
 Signal Info :

Compound	R.T.	Response	Conc	Units
-----				
System Monitoring Compounds				
4) S n-Eicosane	0.000	0	N.D.	ug/mL
8) S1 Squalene	11.554	33265549	20.294	ug/mLm
Target Compounds				
1) H DRO C10-C20	5.050	1570440097	1038.545	ug/mLm
2) H DRO C10-C25	5.150	1729762722	983.216	ug/mLm
3) H DRO C10-C28	6.850	1753940911	969.193	ug/mLm
5) H1 ORO C20-C34	0.000	0	N.D.	ug/mL
6) H1 ORO C25-C36	0.000	0	N.D.	ug/mL
7) H1 DRO C10-C36	8.400	2151655895	1130.896	ug/mLm
-----				

(f)=RT Delta > 1/2 Window

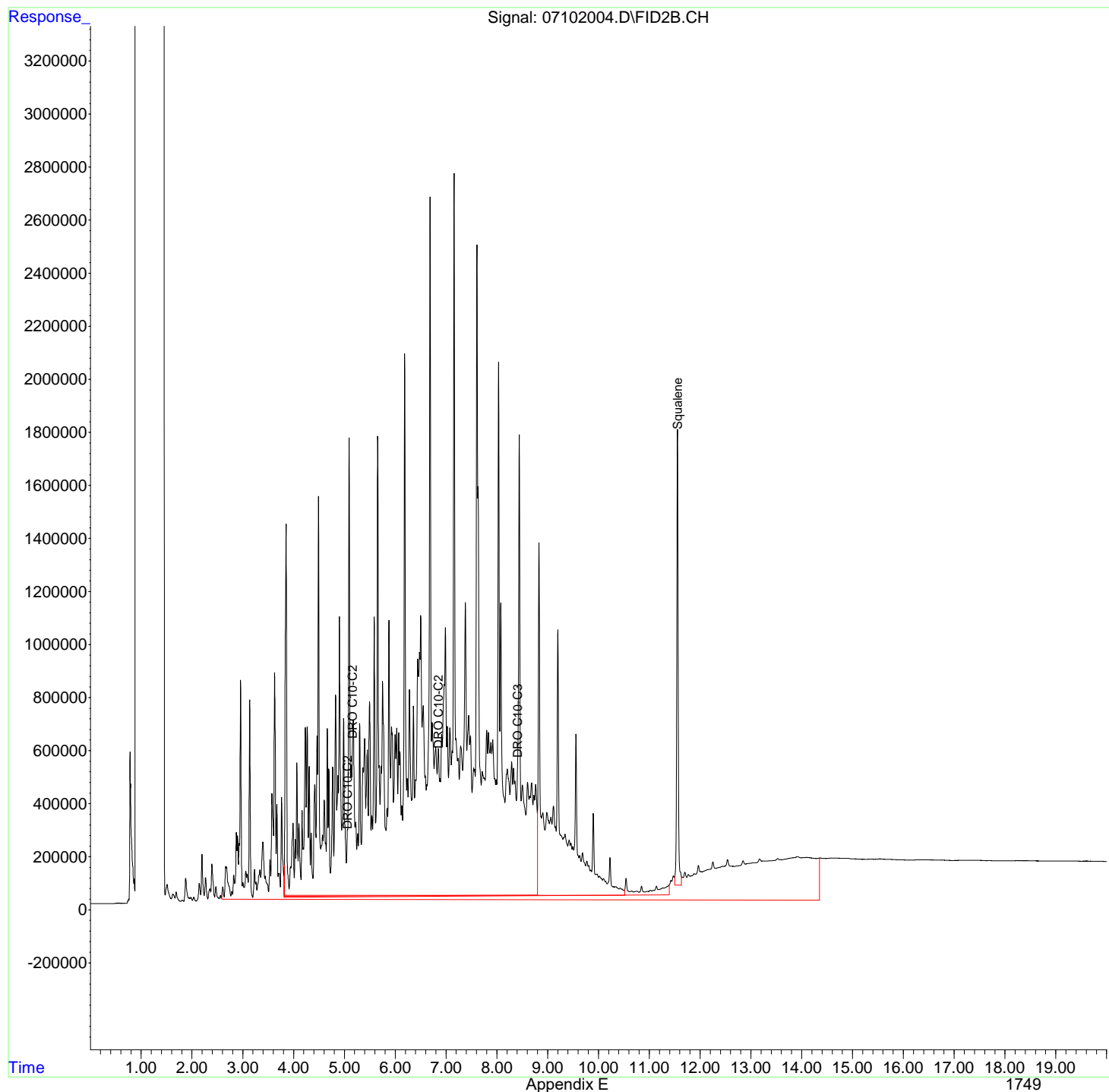
(m)=manual int.



Data Path : R:\2\DATA\071020\  
Data File : 07102004.D  
Signal(s) : FID2B.CH  
Acq On : 10 Jul 2020 1:21 pm  
Operator : GCSVOC-Dhiren  
Sample : CCV-DRO-071020  
Misc :  
ALS Vial : 4 Sample Multiplier: 1

Integration File: EVENTS.E  
Quant Time: Jul 13 15:57:29 2020  
Quant Method : Z:\HPCHEM\2\METHODS\022820DRO-ORO.M  
Quant Title : DRO-ORO 09-09-15 DRO/ORO  
QLast Update : Fri Feb 28 16:32:12 2020  
Response via : Initial Calibration  
Integrator: ChemStation 6890 Scale Mode: Large solvent peaks clipped

Volume Inj. :  
Signal Phase :  
Signal Info :



Data Path : R:\2\DATA\071020\  
 Data File : 07102005.D  
 Signal(s) : FID2B.CH  
 Acq On : 10 Jul 2020 1:49 pm  
 Operator : GCSVOC-Dhiren  
 Sample : CRQL-ORO-071020  
 Misc :  
 ALS Vial : 5 Sample Multiplier: 1

Integration File: EVENTS.E  
 Quant Time: Jul 10 16:53:31 2020  
 Quant Method : Z:\HPCHEM\2\METHODS\022820DRO-ORO.M  
 Quant Title : DRO-ORO 09-09-15 DRO/ORO  
 QLast Update : Fri Feb 28 16:32:12 2020  
 Response via : Initial Calibration  
 Integrator: ChemStation 6890 Scale Mode: Large solvent peaks clipped

Volume Inj. :  
 Signal Phase :  
 Signal Info :

Compound	R.T.	Response	Conc Units
-----			
System Monitoring Compounds			
4) S n-Eicosane	8.827	5588813	2.407 ug/mL
8) S1 Squalene	11.560	360775	N.D. ug/mL
Target Compounds			
1) H DRO C10-C20	0.000	0	N.D. ug/mL
2) H DRO C10-C25	0.000	0	N.D. ug/mL
3) H DRO C10-C28	0.000	0	N.D. ug/mL
5) H1 ORO C20-C34	9.230	308735386	195.565 ug/mLm
6) H1 ORO C25-C36	10.700	381967241	197.362 ug/mLm
7) H1 DRO C10-C36	0.000	0	N.D. ug/mL
-----			

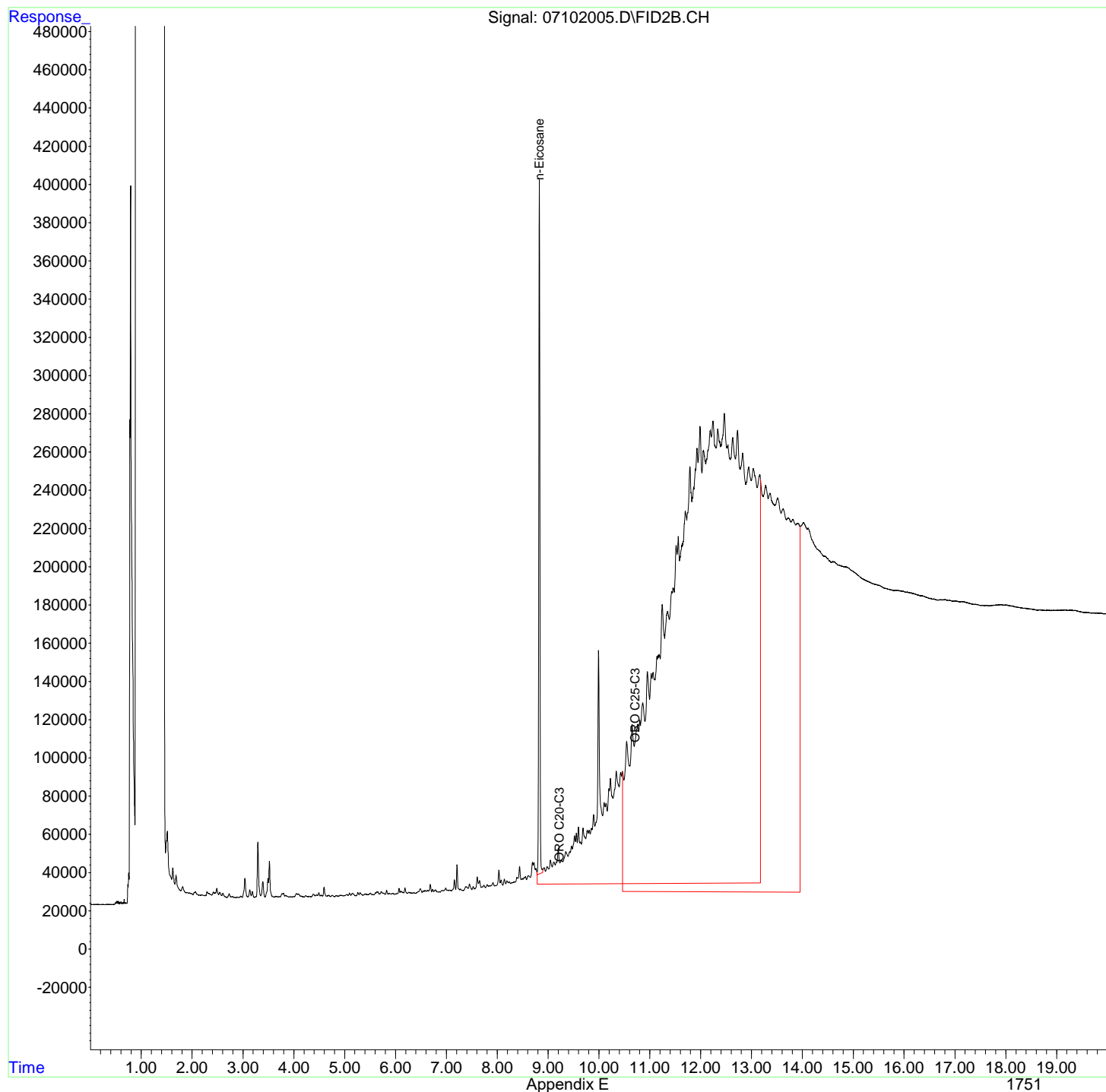
(f)=RT Delta > 1/2 Window

(m)=manual int.

Data Path : R:\2\DATA\071020\  
Data File : 07102005.D  
Signal(s) : FID2B.CH  
Acq On : 10 Jul 2020 1:49 pm  
Operator : GCSVOC-Dhiren  
Sample : CRQL-ORO-071020  
Misc :  
ALS Vial : 5 Sample Multiplier: 1

Integration File: EVENTS.E  
Quant Time: Jul 10 16:53:31 2020  
Quant Method : Z:\HPCHEM\2\METHODS\022820DRO-ORO.M  
Quant Title : DRO-ORO 09-09-15 DRO/ORO  
QLast Update : Fri Feb 28 16:32:12 2020  
Response via : Initial Calibration  
Integrator: ChemStation 6890 Scale Mode: Large solvent peaks clipped

Volume Inj. :  
Signal Phase :  
Signal Info :



Data Path : R:\2\DATA\071020\  
Data File : 07102006.D  
Signal(s) : FID2B.CH  
Acq On : 10 Jul 2020 2:17 pm  
Operator : GCSVOC-Dhiren  
Sample : CCV-ORO-071020  
Misc :  
ALS Vial : 6 Sample Multiplier: 1

Integration File: EVENTS.E  
Quant Time: Jul 10 16:57:40 2020  
Quant Method : Z:\HPCHEM\2\METHODS\022820DRO-ORO.M  
Quant Title : DRO-ORO 09-09-15 DRO/ORO  
QLast Update : Fri Feb 28 16:32:12 2020  
Response via : Initial Calibration  
Integrator: ChemStation 6890 Scale Mode: Large solvent peaks clipped

Volume Inj. :  
Signal Phase :  
Signal Info :

Min. RRF : 0.000 Min. Rel. Area : 50% Max. R.T. Dev 0.50min  
Max. RRF Dev : 15% Max. Rel. Area : 150%

	Compound	Amount	Calc.	%Dev	Area%	Dev (Min)
4 S	n-Eicosane	10.000	11.479	-14.8	0	0.00
5 H1	ORO C20-C34	1000.000	875.652	12.4	0	0.00
6 H1	ORO C25-C36	1000.000	778.141	22.2#	0	0.00
7 H1	DRO C10-C36	1000.000	-108.348	110.8#	0	-8.40#

## Evaluate Continuing Calibration Report - Not Finds

1 H	DRO C10-C20	1000.000	0.000	100.0#	0	-5.05#
2 H	DRO C10-C25	1000.000	0.000	100.0#	0	-5.15#
3 H	DRO C10-C28	1000.000	0.000	100.0#	0	-6.85#
8 S1	Squalene	20.000	0.000	100.0#	0	-11.56#

(#) = Out of Range

SPCC's out = 0 CCC's out = 0

Data Path : R:\2\DATA\071020\  
 Data File : 07102006.D  
 Signal(s) : FID2B.CH  
 Acq On : 10 Jul 2020 2:17 pm  
 Operator : GCSVOC-Dhiren  
 Sample : CCV-ORO-071020  
 Misc :  
 ALS Vial : 6 Sample Multiplier: 1

Integration File: EVENTS.E  
 Quant Time: Jul 10 16:57:40 2020  
 Quant Method : Z:\HPCHEM\2\METHODS\022820DRO-ORO.M  
 Quant Title : DRO-ORO 09-09-15 DRO/ORO  
 QLast Update : Fri Feb 28 16:32:12 2020  
 Response via : Initial Calibration  
 Integrator: ChemStation 6890 Scale Mode: Large solvent peaks clipped

Volume Inj. :  
 Signal Phase :  
 Signal Info :

Compound	R.T.	Response	Conc Units
-----			
System Monitoring Compounds			
4) S n-Eicosane	8.828	22432339	11.479 ug/mL
8) S1 Squalene	0.000	0	N.D. ug/mL
Target Compounds			
1) H DRO C10-C20	0.000	0	N.D. ug/mL
2) H DRO C10-C25	0.000	0	N.D. ug/mL
3) H DRO C10-C28	0.000	0	N.D. ug/mL
5) H1 ORO C20-C34	9.230	1039182902	875.652 ug/mLm
6) H1 ORO C25-C36	10.700	1123574437	778.141 ug/mLm
7) H1 DRO C10-C36	0.000	0	N.D. ug/mL
-----			

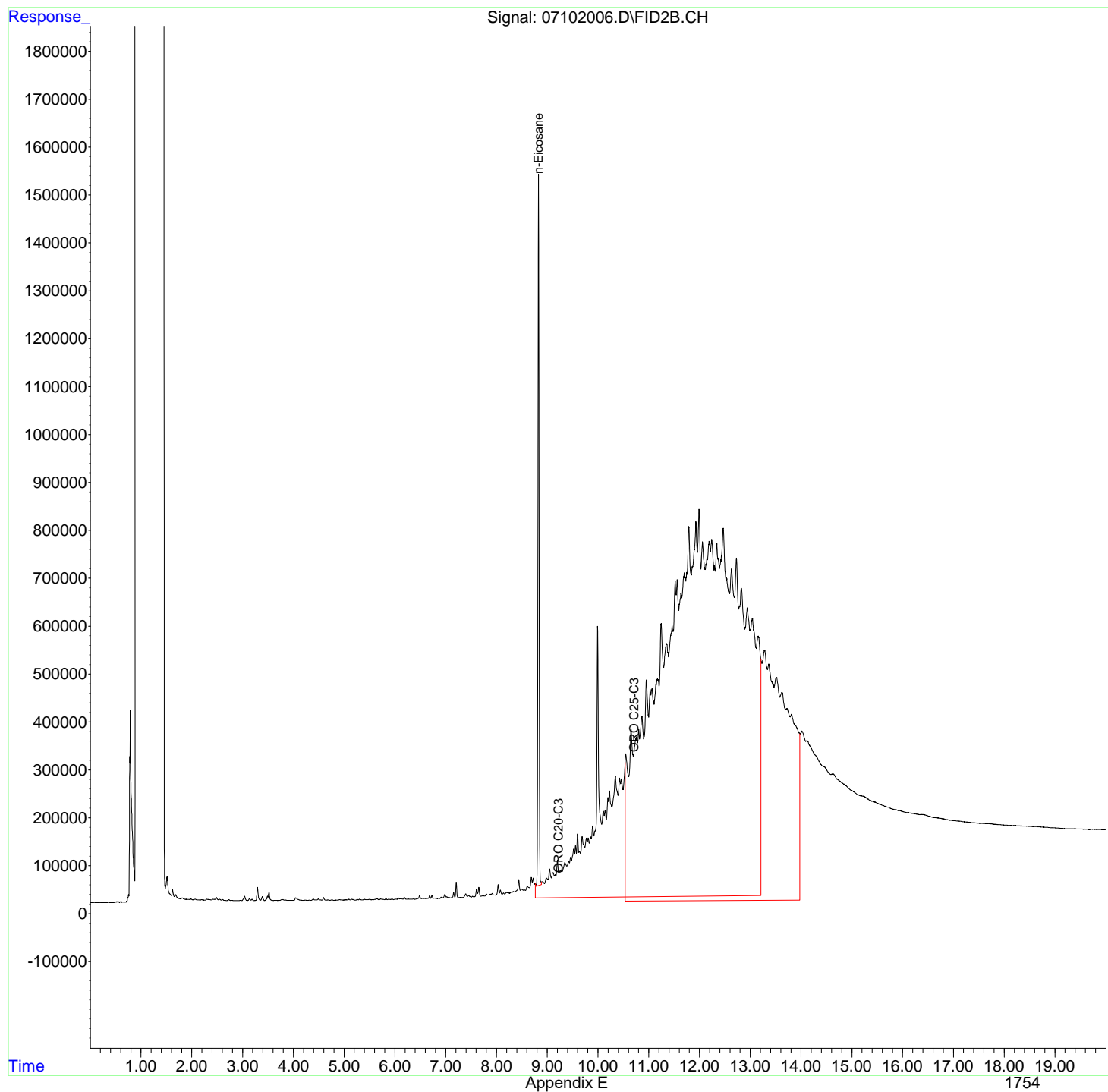
(f)=RT Delta > 1/2 Window

(m)=manual int.

Data Path : R:\2\DATA\071020\  
Data File : 07102006.D  
Signal(s) : FID2B.CH  
Acq On : 10 Jul 2020 2:17 pm  
Operator : GCSVOC-Dhiren  
Sample : CCV-ORO-071020  
Misc :  
ALS Vial : 6 Sample Multiplier: 1

Integration File: EVENTS.E  
Quant Time: Jul 10 16:57:40 2020  
Quant Method : Z:\HPCHEM\2\METHODS\022820DRO-ORO.M  
Quant Title : DRO-ORO 09-09-15 DRO/ORO  
QLast Update : Fri Feb 28 16:32:12 2020  
Response via : Initial Calibration  
Integrator: ChemStation 6890 Scale Mode: Large solvent peaks clipped

Volume Inj. :  
Signal Phase :  
Signal Info :



Data Path : R:\2\DATA\071020\  
 Data File : 07102007.D  
 Signal(s) : FID2B.CH  
 Acq On : 10 Jul 2020 2:45 pm  
 Operator : GCSVOC-Dhiren  
 Sample : MB-51998  
 Misc :  
 ALS Vial : 7 Sample Multiplier: 1

Integration File: EVENTS.E  
 Quant Time: Jul 10 16:58:55 2020  
 Quant Method : Z:\HPCHEM\2\METHODS\022820DRO-ORO.M  
 Quant Title : DRO-ORO 09-09-15 DRO/ORO  
 QLast Update : Fri Feb 28 16:32:12 2020  
 Response via : Initial Calibration  
 Integrator: ChemStation 6890 Scale Mode: Large solvent peaks clipped

Volume Inj. :  
 Signal Phase :  
 Signal Info :

Compound	R.T.	Response	Conc	Units
-----				
System Monitoring Compounds				
4) S n-Eicosane	8.827	27335320	14.120	ug/mL
8) S1 Squalene	11.554	21626041	12.929	ug/mL
Target Compounds				
1) H DRO C10-C20	0.000	0	N.D.	ug/mL
2) H DRO C10-C25	0.000	0	N.D.	ug/mL
3) H DRO C10-C28	0.000	0	N.D.	ug/mL
5) H1 ORO C20-C34	0.000	0	N.D.	ug/mL
6) H1 ORO C25-C36	0.000	0	N.D.	ug/mL
7) H1 DRO C10-C36	0.000	0	N.D.	ug/mL
-----				

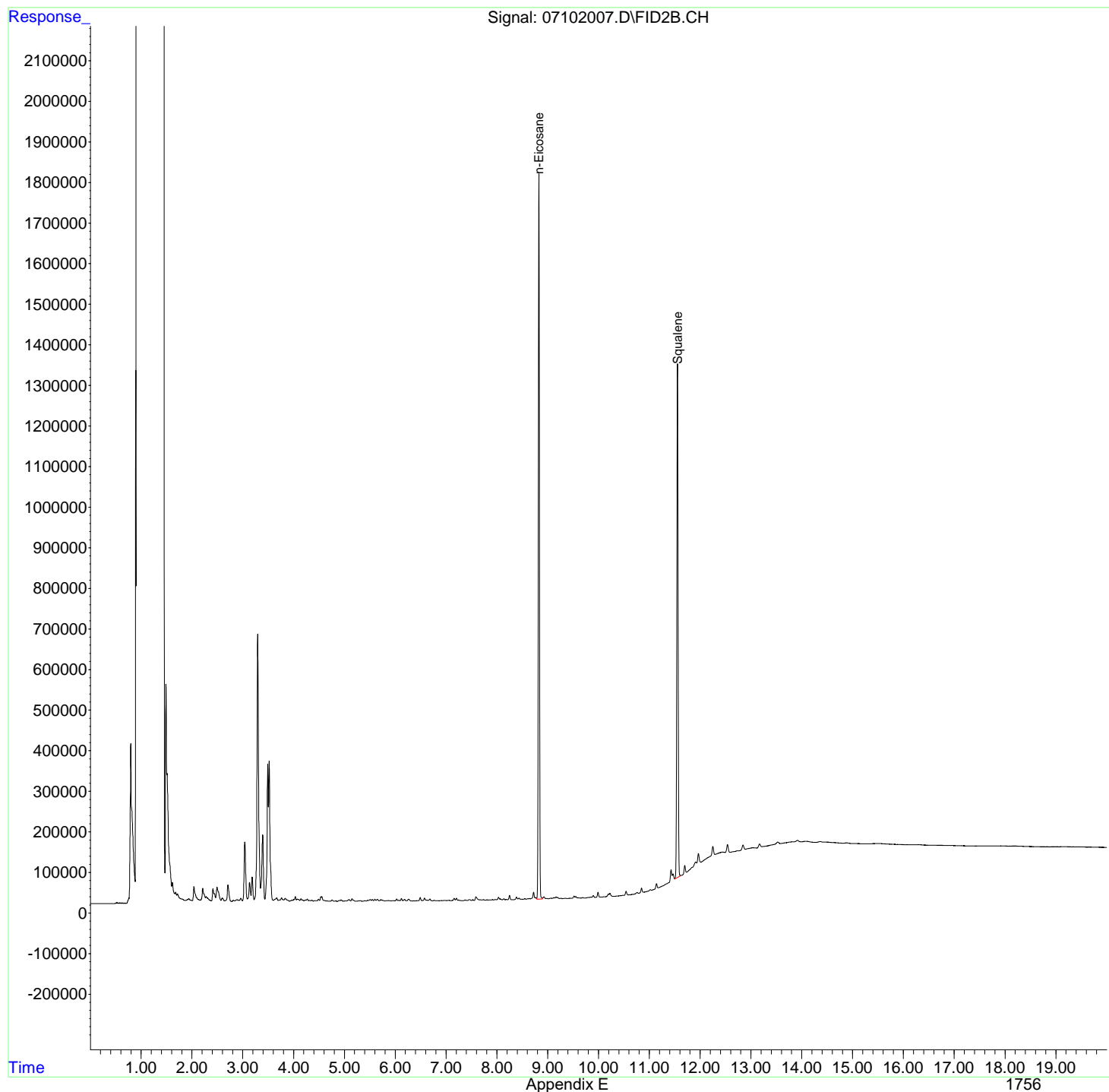
(f)=RT Delta > 1/2 Window

(m)=manual int.

Data Path : R:\2\DATA\071020\  
Data File : 07102007.D  
Signal(s) : FID2B.CH  
Acq On : 10 Jul 2020 2:45 pm  
Operator : GCSVOC-Dhiren  
Sample : MB-51998  
Misc :  
ALS Vial : 7 Sample Multiplier: 1

Integration File: EVENTS.E  
Quant Time: Jul 10 16:58:55 2020  
Quant Method : Z:\HPCHEM\2\METHODS\022820DRO-ORO.M  
Quant Title : DRO-ORO 09-09-15 DRO/ORO  
QLast Update : Fri Feb 28 16:32:12 2020  
Response via : Initial Calibration  
Integrator: ChemStation 6890 Scale Mode: Large solvent peaks clipped

Volume Inj. :  
Signal Phase :  
Signal Info :





Data Path : R:\2\DATA\071020\  
 Data File : 07102008.D  
 Signal(s) : FID2B.CH  
 Acq On : 10 Jul 2020 3:40 pm  
 Operator : GCSVOC-Dhiren  
 Sample : LCS-51998-DRO  
 Misc :  
 ALS Vial : 8 Sample Multiplier: 1

Integration File: EVENTS.E  
 Quant Time: Jul 10 17:03:33 2020  
 Quant Method : Z:\HPCHEM\2\METHODS\022820DRO-ORO.M  
 Quant Title : DRO-ORO 09-09-15 DRO/ORO  
 QLast Update : Fri Feb 28 16:32:12 2020  
 Response via : Initial Calibration  
 Integrator: ChemStation 6890 Scale Mode: Large solvent peaks clipped

Volume Inj. :  
 Signal Phase :  
 Signal Info :

Compound	R.T.	Response	Conc Units
-----			
System Monitoring Compounds			
4) S n-Eicosane	8.827	38403784	20.081 ug/mLm
8) S1 Squalene	11.555	31066547	18.903 ug/mL
Target Compounds			
1) H DRO C10-C20	5.050	697754827	452.364 ug/mLm
2) H DRO C10-C25	5.150	757813026	423.891 ug/mLm
3) H DRO C10-C28	6.850	766014798	412.641 ug/mLm
5) H1 ORO C20-C34	0.000	0	N.D. ug/mL
6) H1 ORO C25-C36	0.000	0	N.D. ug/mL
7) H1 DRO C10-C36	0.000	0	N.D. ug/mL
-----			

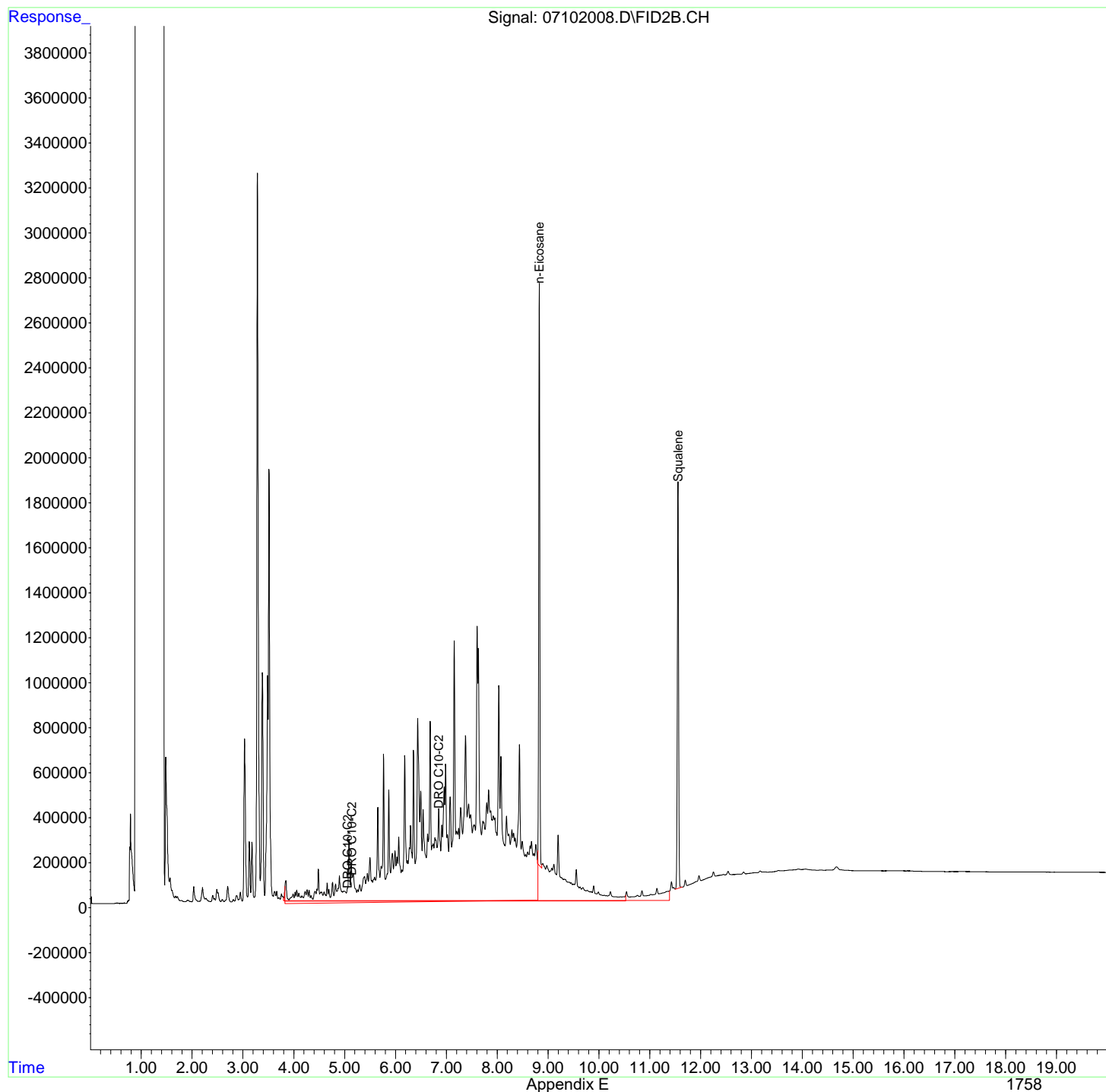
(f)=RT Delta > 1/2 Window

(m)=manual int.

Data Path : R:\2\DATA\071020\  
Data File : 07102008.D  
Signal(s) : FID2B.CH  
Acq On : 10 Jul 2020 3:40 pm  
Operator : GCSVOC-Dhiren  
Sample : LCS-51998-DRO  
Misc :  
ALS Vial : 8 Sample Multiplier: 1

Integration File: EVENTS.E  
Quant Time: Jul 10 17:03:33 2020  
Quant Method : Z:\HPCHEM\2\METHODS\022820DRO-ORO.M  
Quant Title : DRO-ORO 09-09-15 DRO/ORO  
QLast Update : Fri Feb 28 16:32:12 2020  
Response via : Initial Calibration  
Integrator: ChemStation 6890 Scale Mode: Large solvent peaks clipped

Volume Inj. :  
Signal Phase :  
Signal Info :



Data Path : R:\2\DATA\071020\  
 Data File : 07102009.D  
 Signal(s) : FID2B.CH  
 Acq On : 10 Jul 2020 4:08 pm  
 Operator : GCSVOC-Dhiren  
 Sample : LCSD-51998-DRO  
 Misc :  
 ALS Vial : 9 Sample Multiplier: 1

Integration File: EVENTS.E  
 Quant Time: Jul 10 17:13:16 2020  
 Quant Method : Z:\HPCHEM\2\METHODS\022820DRO-ORO.M  
 Quant Title : DRO-ORO 09-09-15 DRO/ORO  
 QLast Update : Fri Feb 28 16:32:12 2020  
 Response via : Initial Calibration  
 Integrator: ChemStation 6890 Scale Mode: Large solvent peaks clipped

Volume Inj. :  
 Signal Phase :  
 Signal Info :

Compound	R.T.	Response	Conc Units
-----			
System Monitoring Compounds			
4) S n-Eicosane	8.824	39702160	20.781 ug/mLm
8) S1 Squalene	11.552	33501300	20.443 ug/mL
Target Compounds			
1) H DRO C10-C20	5.050	703660270	456.331 ug/mLm
2) H DRO C10-C25	5.150	759384216	424.795 ug/mLm
3) H DRO C10-C28	6.850	774305214	417.311 ug/mLm
5) H1 ORO C20-C34	0.000	0	N.D. ug/mL
6) H1 ORO C25-C36	0.000	0	N.D. ug/mL
7) H1 DRO C10-C36	0.000	0	N.D. ug/mL
-----			

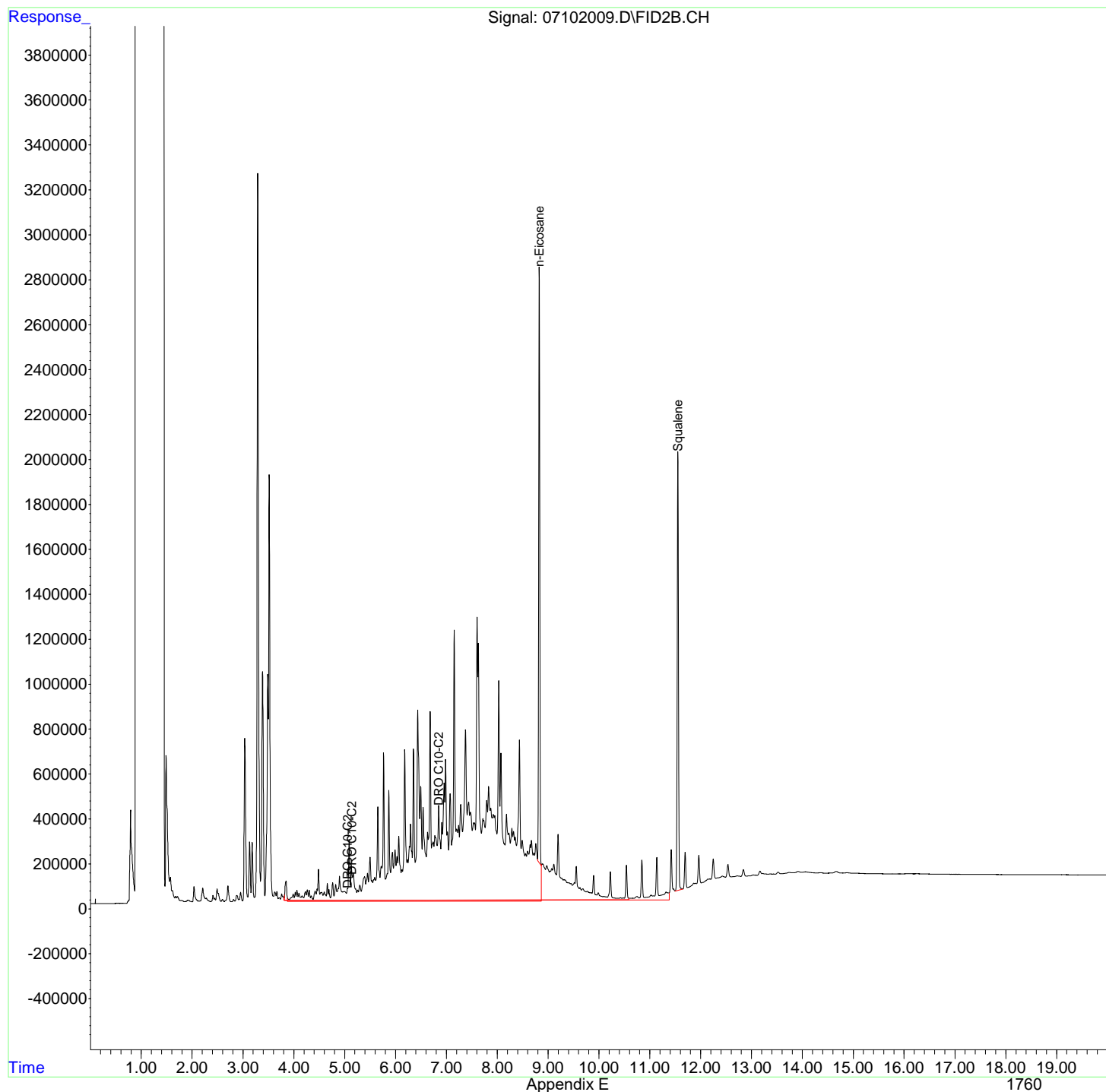
(f)=RT Delta > 1/2 Window

(m)=manual int.

Data Path : R:\2\DATA\071020\  
Data File : 07102009.D  
Signal(s) : FID2B.CH  
Acq On : 10 Jul 2020 4:08 pm  
Operator : GCSVOC-Dhiren  
Sample : LCSD-51998-DRO  
Misc :  
ALS Vial : 9 Sample Multiplier: 1

Integration File: EVENTS.E  
Quant Time: Jul 10 17:13:16 2020  
Quant Method : Z:\HPCHEM\2\METHODS\022820DRO-ORO.M  
Quant Title : DRO-ORO 09-09-15 DRO/ORO  
QLast Update : Fri Feb 28 16:32:12 2020  
Response via : Initial Calibration  
Integrator: ChemStation 6890 Scale Mode: Large solvent peaks clipped

Volume Inj. :  
Signal Phase :  
Signal Info :



Data Path : R:\2\DATA\071020\  
 Data File : 07102010.D  
 Signal(s) : FID2B.CH  
 Acq On : 10 Jul 2020 4:36 pm  
 Operator : GCSVOC-Dhiren  
 Sample : 2006481-008A  
 Misc :  
 ALS Vial : 10 Sample Multiplier: 1

Integration File: EVENTS.E  
 Quant Time: Jul 10 17:11:53 2020  
 Quant Method : Z:\HPCHEM\2\METHODS\022820DRO-ORO.M  
 Quant Title : DRO-ORO 09-09-15 DRO/ORO  
 QLast Update : Fri Feb 28 16:32:12 2020  
 Response via : Initial Calibration  
 Integrator: ChemStation 6890 Scale Mode: Large solvent peaks clipped

Volume Inj. :  
 Signal Phase :  
 Signal Info :

Compound	R.T.	Response	Conc Units
-----			
System Monitoring Compounds			
4) S n-Eicosane	8.828	34273208	17.857 ug/mL
8) S1 Squalene	11.553	27958805	16.936 ug/mLm
Target Compounds			
1) H DRO C10-C20	0.000	0	N.D. ug/mL
2) H DRO C10-C25	0.000	0	N.D. ug/mL
3) H DRO C10-C28	0.000	0	N.D. ug/mL
5) H1 ORO C20-C34	9.230	824266627	675.553 ug/mLm
6) H1 ORO C25-C36	10.700	953764316	645.156 ug/mLm
7) H1 DRO C10-C36	0.000	0	N.D. ug/mL
-----			

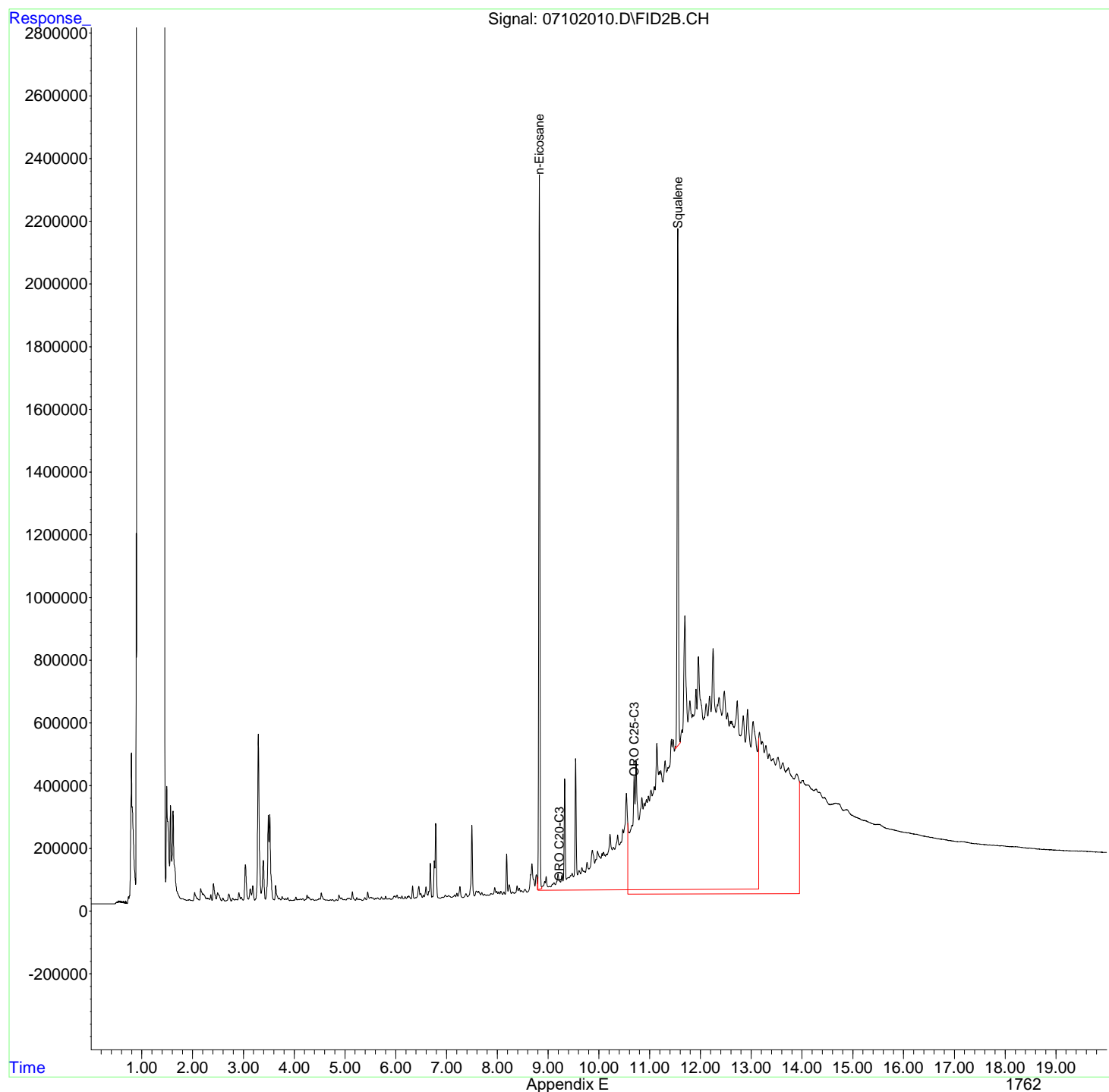
(f)=RT Delta > 1/2 Window

(m)=manual int.

Data Path : R:\2\DATA\071020\  
Data File : 07102010.D  
Signal(s) : FID2B.CH  
Acq On : 10 Jul 2020 4:36 pm  
Operator : GCSVOC-Dhiren  
Sample : 2006481-008A  
Misc :  
ALS Vial : 10 Sample Multiplier: 1

Integration File: EVENTS.E  
Quant Time: Jul 10 17:11:53 2020  
Quant Method : Z:\HPCHEM\2\METHODS\022820DRO-ORO.M  
Quant Title : DRO-ORO 09-09-15 DRO/ORO  
QLast Update : Fri Feb 28 16:32:12 2020  
Response via : Initial Calibration  
Integrator: ChemStation 6890 Scale Mode: Large solvent peaks clipped

Volume Inj. :  
Signal Phase :  
Signal Info :



Data Path : R:\2\DATA\071020\  
 Data File : 07102011.D  
 Signal(s) : FID2B.CH  
 Acq On : 10 Jul 2020 5:04 pm  
 Operator : GCSVOC-Dhiren  
 Sample : 2006481-009A  
 Misc :  
 ALS Vial : 11 Sample Multiplier: 1

Integration File: EVENTS.E  
 Quant Time: Jul 10 17:35:35 2020  
 Quant Method : Z:\HPCHEM\2\METHODS\022820DRO-ORO.M  
 Quant Title : DRO-ORO 09-09-15 DRO/ORO  
 QLast Update : Fri Feb 28 16:32:12 2020  
 Response via : Initial Calibration  
 Integrator: ChemStation 6890 Scale Mode: Large solvent peaks clipped

Volume Inj. :  
 Signal Phase :  
 Signal Info :

Compound	R.T.	Response	Conc Units
-----			
System Monitoring Compounds			
4) S n-Eicosane	8.830	33795393	17.599 ug/mL
8) S1 Squalene	11.557	27622343	16.723 ug/mLm
Target Compounds			
1) H DRO C10-C20	0.000	0	N.D. ug/mL
2) H DRO C10-C25	0.000	0	N.D. ug/mL
3) H DRO C10-C28	0.000	0	N.D. ug/mL
5) H1 ORO C20-C34	9.230	1972500744	1744.622 ug/mLm
6) H1 ORO C25-C36	10.700	2121562879	1559.701 ug/mLm
7) H1 DRO C10-C36	0.000	0	N.D. ug/mL
-----			

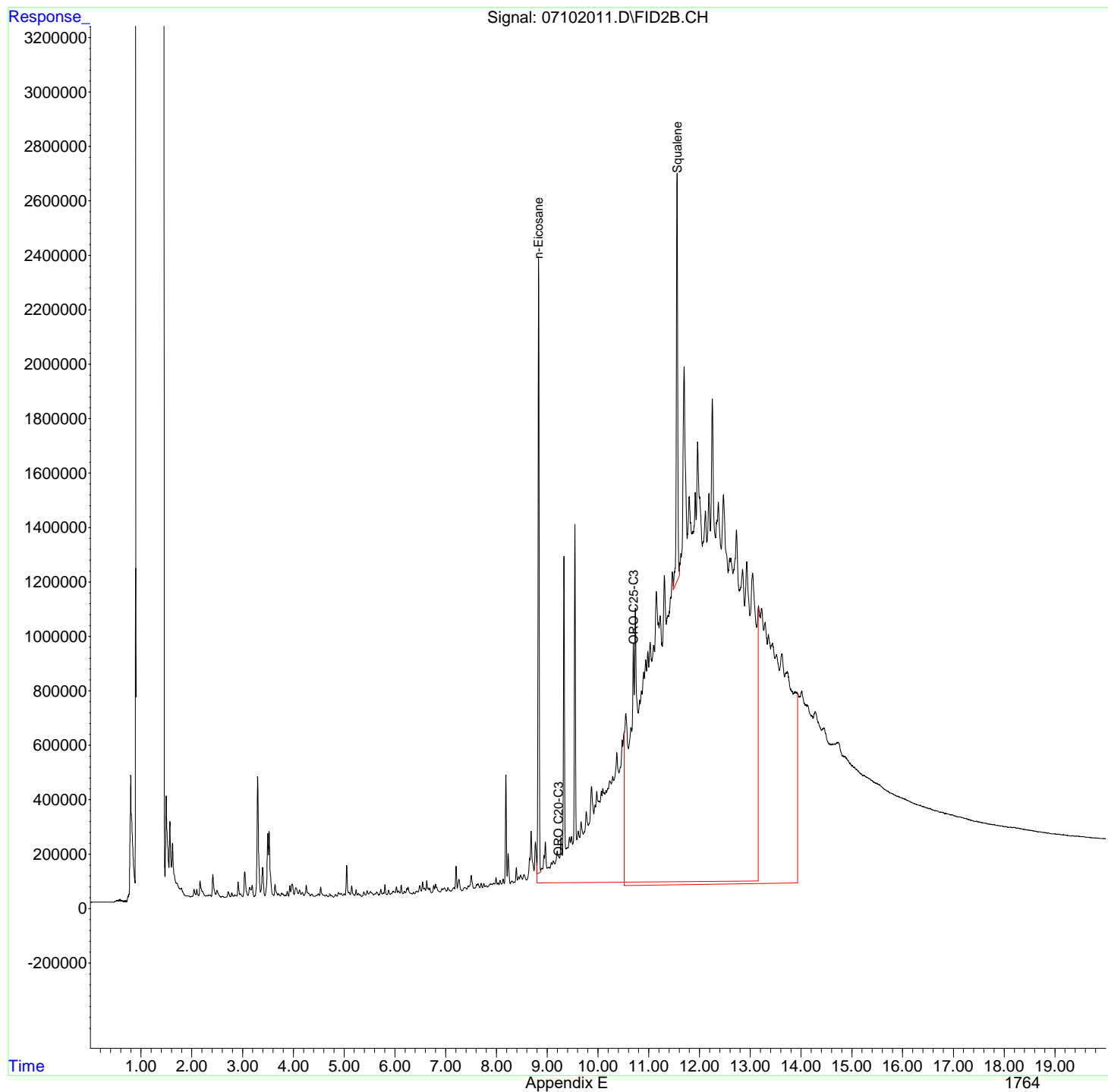
(f)=RT Delta > 1/2 Window

(m)=manual int.

Data Path : R:\2\DATA\071020\  
Data File : 07102011.D  
Signal(s) : FID2B.CH  
Acq On : 10 Jul 2020 5:04 pm  
Operator : GCSVOC-Dhiren  
Sample : 2006481-009A  
Misc :  
ALS Vial : 11 Sample Multiplier: 1

Integration File: EVENTS.E  
Quant Time: Jul 10 17:35:35 2020  
Quant Method : Z:\HPCHEM\2\METHODS\022820DRO-ORO.M  
Quant Title : DRO-ORO 09-09-15 DRO/ORO  
QLast Update : Fri Feb 28 16:32:12 2020  
Response via : Initial Calibration  
Integrator: ChemStation 6890 Scale Mode: Large solvent peaks clipped

Volume Inj. :  
Signal Phase :  
Signal Info :





Data Path : R:\2\DATA\071020\  
 Data File : 07102012.D  
 Signal(s) : FID2B.CH  
 Acq On : 10 Jul 2020 5:31 pm  
 Operator : GCSVOC-Dhiren  
 Sample : 2006481-010A  
 Misc :  
 ALS Vial : 12 Sample Multiplier: 1

Integration File: EVENTS.E  
 Quant Time: Jul 11 19:17:36 2020  
 Quant Method : Z:\HPCHEM\2\METHODS\022820DRO-ORO.M  
 Quant Title : DRO-ORO 09-09-15 DRO/ORO  
 QLast Update : Fri Feb 28 16:32:12 2020  
 Response via : Initial Calibration  
 Integrator: ChemStation 6890 Scale Mode: Large solvent peaks clipped

Volume Inj. :  
 Signal Phase :  
 Signal Info :

Compound	R.T.	Response	Conc Units
-----			
System Monitoring Compounds			
4) S n-Eicosane	8.831	30518957	15.834 ug/mL
8) S1 Squalene	11.559	24691635	14.869 ug/mLm
Target Compounds			
1) H DRO C10-C20	0.000	0	N.D. ug/mL
2) H DRO C10-C25	0.000	0	N.D. ug/mL
3) H DRO C10-C28	0.000	0	N.D. ug/mL
5) H1 ORO C20-C34	9.230	4000452528	3632.757 ug/mLm
6) H1 ORO C25-C36	10.700	4196291758	3184.494 ug/mLm
7) H1 DRO C10-C36	0.000	0	N.D. ug/mL
-----			

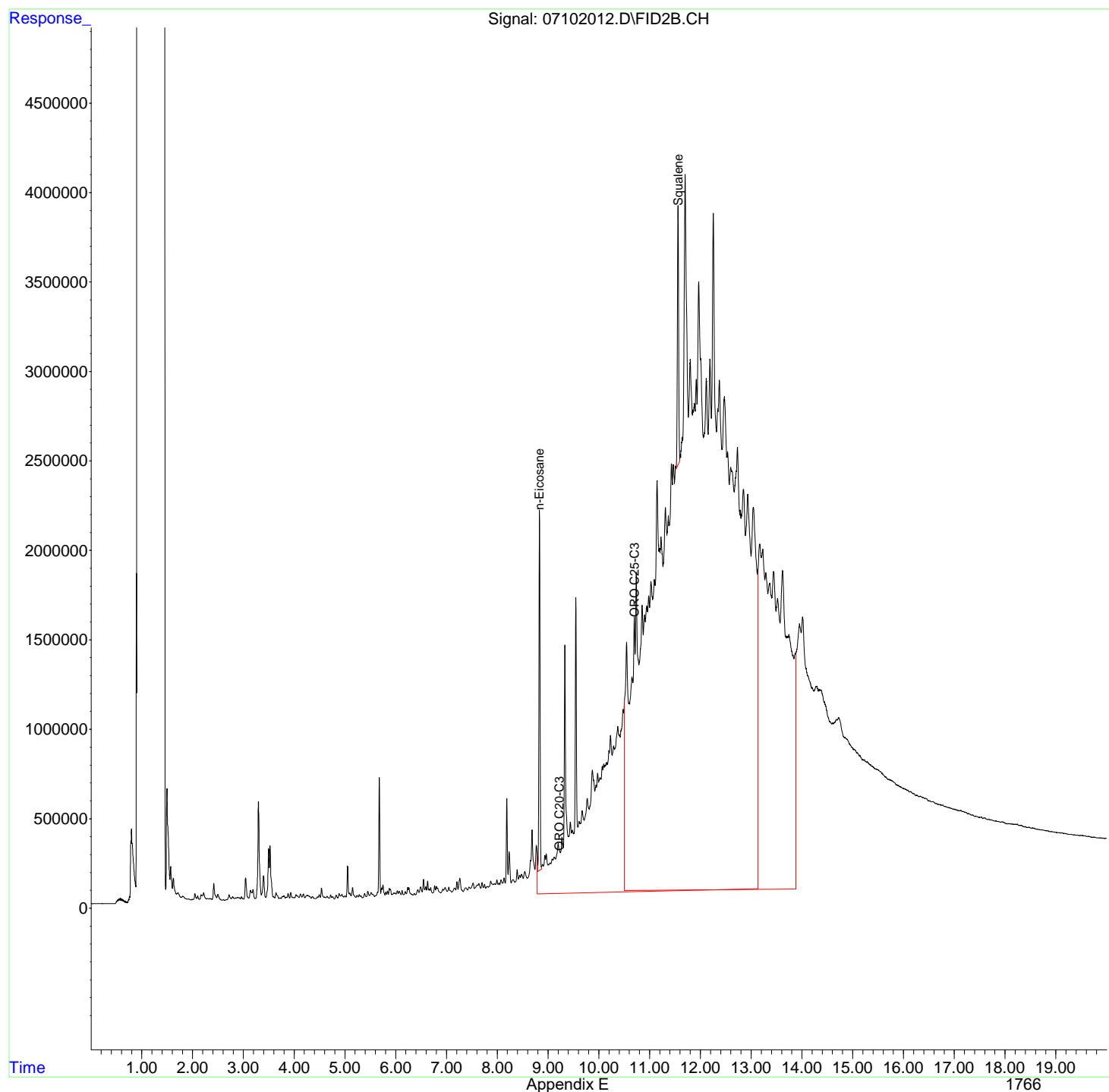
(f)=RT Delta > 1/2 Window

(m)=manual int.

Data Path : R:\2\DATA\071020\  
Data File : 07102012.D  
Signal(s) : FID2B.CH  
Acq On : 10 Jul 2020 5:31 pm  
Operator : GCSVOC-Dhiren  
Sample : 2006481-010A  
Misc :  
ALS Vial : 12 Sample Multiplier: 1

Integration File: EVENTS.E  
Quant Time: Jul 11 19:17:36 2020  
Quant Method : Z:\HPCHEM\2\METHODS\022820DRO-ORO.M  
Quant Title : DRO-ORO 09-09-15 DRO/ORO  
QLast Update : Fri Feb 28 16:32:12 2020  
Response via : Initial Calibration  
Integrator: ChemStation 6890 Scale Mode: Large solvent peaks clipped

Volume Inj. :  
Signal Phase :  
Signal Info :



Data Path : R:\2\DATA\071020\  
 Data File : 07102013.D  
 Signal(s) : FID2B.CH  
 Acq On : 10 Jul 2020 5:59 pm  
 Operator : GCSVOC-Dhiren  
 Sample : 2006481-011A  
 Misc :  
 ALS Vial : 13 Sample Multiplier: 1

Integration File: EVENTS.E  
 Quant Time: Jul 11 19:28:54 2020  
 Quant Method : Z:\HPCHEM\2\METHODS\022820DRO-ORO.M  
 Quant Title : DRO-ORO 09-09-15 DRO/ORO  
 QLast Update : Fri Feb 28 16:32:12 2020  
 Response via : Initial Calibration  
 Integrator: ChemStation 6890 Scale Mode: Large solvent peaks clipped

Volume Inj. :  
 Signal Phase :  
 Signal Info :

Compound	R.T.	Response	Conc	Units
-----				
System Monitoring Compounds				
4) S n-Eicosane	8.831	33349172	17.359	ug/mLm
8) S1 Squalene	11.557	32732611	19.957	ug/mLm
Target Compounds				
1) H DRO C10-C20	0.000	0	N.D.	ug/mL
2) H DRO C10-C25	0.000	0	N.D.	ug/mL
3) H DRO C10-C28	0.000	0	N.D.	ug/mL
5) H1 ORO C20-C34	9.230	2152146698	1911.883	ug/mLm
6) H1 ORO C25-C36	10.700	2413139095	1788.044	ug/mLm
7) H1 DRO C10-C36	0.000	0	N.D.	ug/mL
-----				

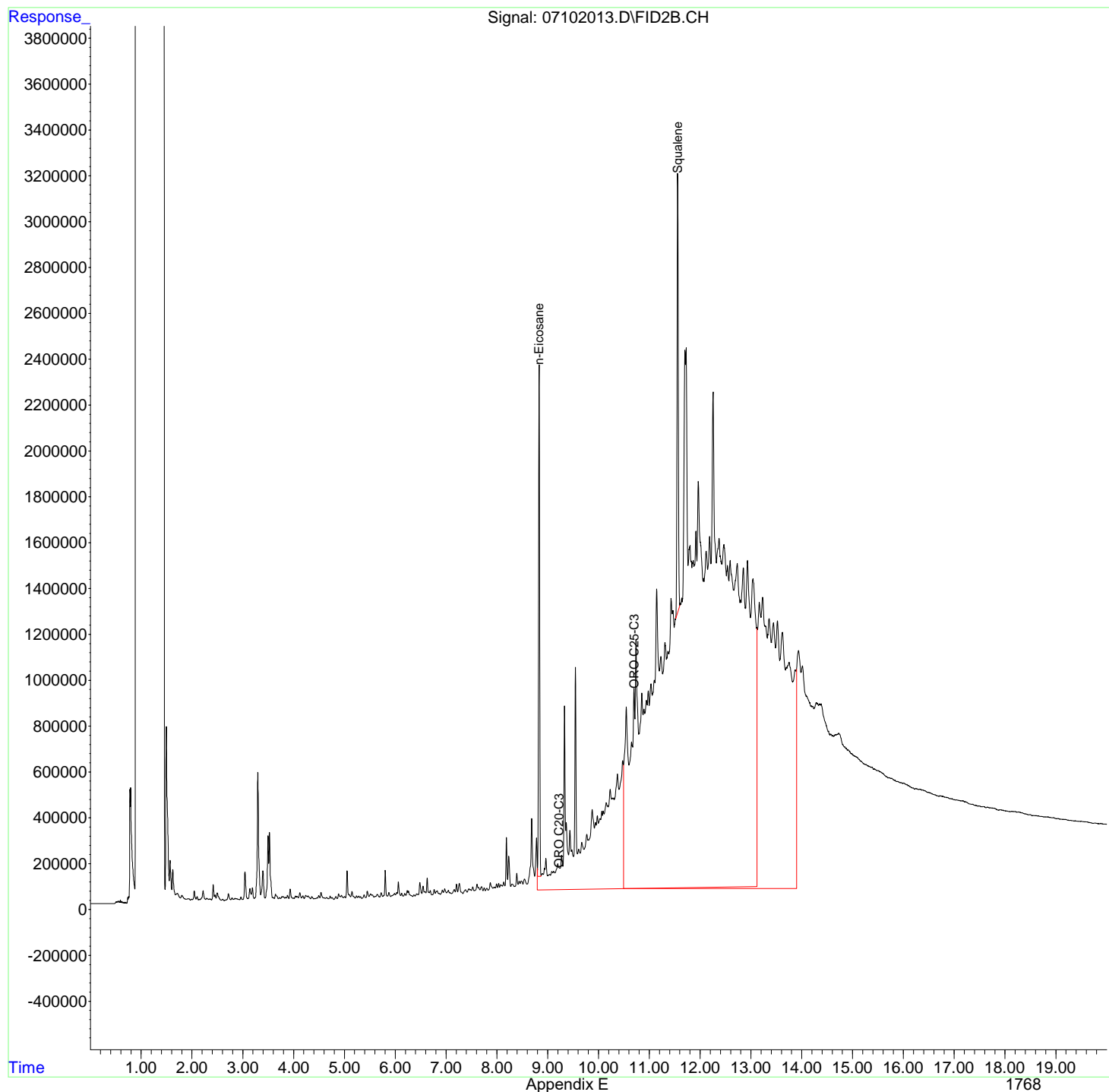
(f)=RT Delta > 1/2 Window

(m)=manual int.

Data Path : R:\2\DATA\071020\  
Data File : 07102013.D  
Signal(s) : FID2B.CH  
Acq On : 10 Jul 2020 5:59 pm  
Operator : GCSVOC-Dhiren  
Sample : 2006481-011A  
Misc :  
ALS Vial : 13 Sample Multiplier: 1

Integration File: EVENTS.E  
Quant Time: Jul 11 19:28:54 2020  
Quant Method : Z:\HPCHEM\2\METHODS\022820DRO-ORO.M  
Quant Title : DRO-ORO 09-09-15 DRO/ORO  
QLast Update : Fri Feb 28 16:32:12 2020  
Response via : Initial Calibration  
Integrator: ChemStation 6890 Scale Mode: Large solvent peaks clipped

Volume Inj. :  
Signal Phase :  
Signal Info :



Data Path : R:\2\DATA\071020\  
 Data File : 07102014.D  
 Signal(s) : FID2B.CH  
 Acq On : 10 Jul 2020 6:27 pm  
 Operator : GCSVOC-Dhiren  
 Sample : 2006481-012A  
 Misc :  
 ALS Vial : 14 Sample Multiplier: 1

Integration File: EVENTS.E  
 Quant Time: Jul 11 19:57:20 2020  
 Quant Method : Z:\HPCHEM\2\METHODS\022820DRO-ORO.M  
 Quant Title : DRO-ORO 09-09-15 DRO/ORO  
 QLast Update : Fri Feb 28 16:32:12 2020  
 Response via : Initial Calibration  
 Integrator: ChemStation 6890 Scale Mode: Large solvent peaks clipped

Volume Inj. :  
 Signal Phase :  
 Signal Info :

Compound	R.T.	Response	Conc	Units
-----				
System Monitoring Compounds				
4) S n-Eicosane	8.831	33787261	17.595	ug/mLm
8) S1 Squalene	11.558	32670457	19.918	ug/mLm
Target Compounds				
1) H DRO C10-C20	0.000	0	N.D.	ug/mL
2) H DRO C10-C25	0.000	0	N.D.	ug/mL
3) H DRO C10-C28	0.000	0	N.D.	ug/mL
5) H1 ORO C20-C34	9.230	1742673379	1530.640	ug/mLm
6) H1 ORO C25-C36	10.700	2020770491	1480.767	ug/mLm
7) H1 DRO C10-C36	0.000	0	N.D.	ug/mL
-----				

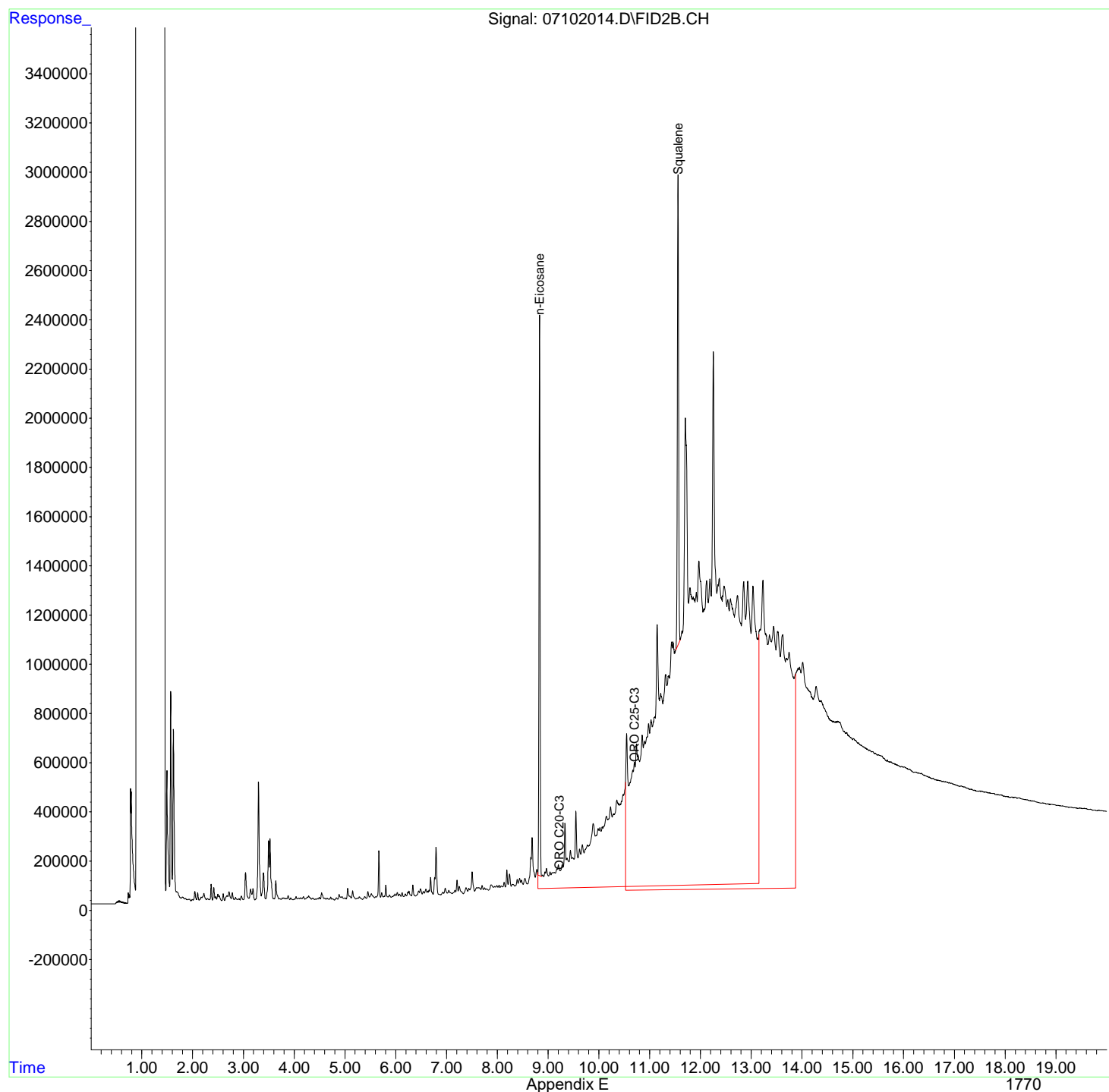
(f)=RT Delta > 1/2 Window

(m)=manual int.

Data Path : R:\2\DATA\071020\  
Data File : 07102014.D  
Signal(s) : FID2B.CH  
Acq On : 10 Jul 2020 6:27 pm  
Operator : GCSVOC-Dhiren  
Sample : 2006481-012A  
Misc :  
ALS Vial : 14 Sample Multiplier: 1

Integration File: EVENTS.E  
Quant Time: Jul 11 19:57:20 2020  
Quant Method : Z:\HPCHEM\2\METHODS\022820DRO-ORO.M  
Quant Title : DRO-ORO 09-09-15 DRO/ORO  
QLast Update : Fri Feb 28 16:32:12 2020  
Response via : Initial Calibration  
Integrator: ChemStation 6890 Scale Mode: Large solvent peaks clipped

Volume Inj. :  
Signal Phase :  
Signal Info :



Data Path : R:\2\DATA\071020\  
 Data File : 07102015.D  
 Signal(s) : FID2B.CH  
 Acq On : 10 Jul 2020 6:54 pm  
 Operator : GCSVOC-Dhiren  
 Sample : 2006481-013A  
 Misc :  
 ALS Vial : 15 Sample Multiplier: 1

Integration File: EVENTS.E  
 Quant Time: Jul 14 09:37:56 2020  
 Quant Method : Z:\HPCHEM\2\METHODS\022820DRO-ORO.M  
 Quant Title : DRO-ORO 09-09-15 DRO/ORO  
 QLast Update : Fri Feb 28 16:32:12 2020  
 Response via : Initial Calibration  
 Integrator: ChemStation 6890 Scale Mode: Large solvent peaks clipped

Volume Inj. :  
 Signal Phase :  
 Signal Info :

Compound	R.T.	Response	Conc Units
-----			
System Monitoring Compounds			
4) S n-Eicosane	8.831	33309884	17.338 ug/mLm
8) S1 Squalene	11.557	30730446	18.690 ug/mLm
Target Compounds			
1) H DRO C10-C20	0.000	0	N.D. ug/mL
2) H DRO C10-C25	0.000	0	N.D. ug/mL
3) H DRO C10-C28	6.850	634451594	338.524 ug/mLm
5) H1 ORO C20-C34	9.230	1529070625	1331.764 ug/mLm
6) H1 ORO C25-C36	10.700	1630316182	1174.988 ug/mLm
7) H1 DRO C10-C36	0.000	0	N.D. ug/mL
-----			

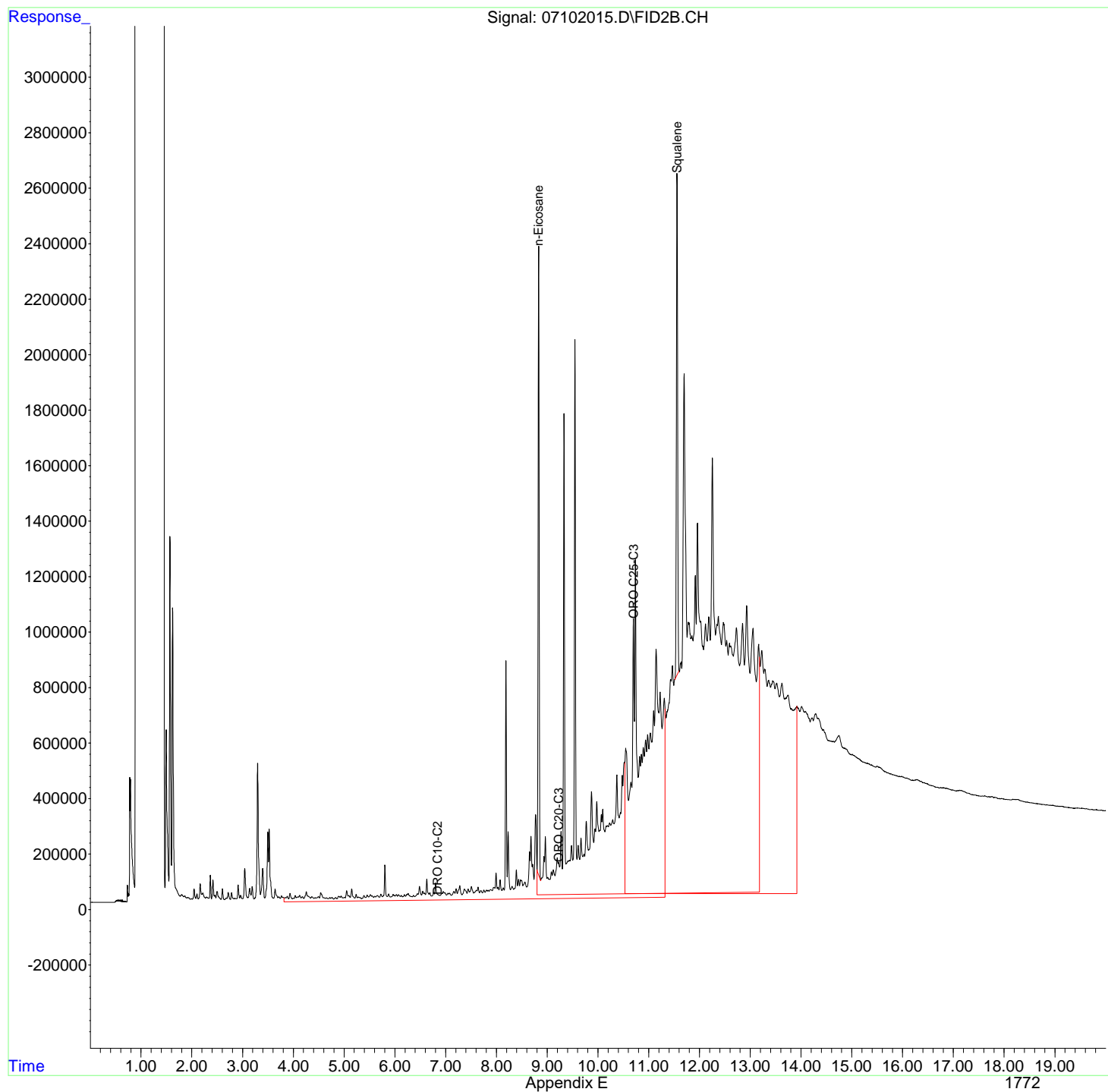
(f)=RT Delta > 1/2 Window

(m)=manual int.

Data Path : R:\2\DATA\071020\  
Data File : 07102015.D  
Signal(s) : FID2B.CH  
Acq On : 10 Jul 2020 6:54 pm  
Operator : GCSVOC-Dhiren  
Sample : 2006481-013A  
Misc :  
ALS Vial : 15 Sample Multiplier: 1

Integration File: EVENTS.E  
Quant Time: Jul 14 09:37:56 2020  
Quant Method : Z:\HPCHEM\2\METHODS\022820DRO-ORO.M  
Quant Title : DRO-ORO 09-09-15 DRO/ORO  
QLast Update : Fri Feb 28 16:32:12 2020  
Response via : Initial Calibration  
Integrator: ChemStation 6890 Scale Mode: Large solvent peaks clipped

Volume Inj. :  
Signal Phase :  
Signal Info :





Data Path : R:\2\DATA\071020\  
 Data File : 07102016.D  
 Signal(s) : FID2B.CH  
 Acq On : 10 Jul 2020 7:22 pm  
 Operator : GCSVOC-Dhiren  
 Sample : 2006481-014A  
 Misc :  
 ALS Vial : 16 Sample Multiplier: 1

Integration File: EVENTS.E  
 Quant Time: Jul 14 09:39:13 2020  
 Quant Method : Z:\HPCHEM\2\METHODS\022820DRO-ORO.M  
 Quant Title : DRO-ORO 09-09-15 DRO/ORO  
 QLast Update : Fri Feb 28 16:32:12 2020  
 Response via : Initial Calibration  
 Integrator: ChemStation 6890 Scale Mode: Large solvent peaks clipped

Volume Inj. :  
 Signal Phase :  
 Signal Info :

Compound	R.T.	Response	Conc Units
-----			
System Monitoring Compounds			
4) S n-Eicosane	8.832	34702074	18.088 ug/mLm
8) S1 Squalene	11.558	35865307	21.939 ug/mLm
Target Compounds			
1) H DRO C10-C20	0.000	0	N.D. ug/mL
2) H DRO C10-C25	0.000	0	N.D. ug/mL
3) H DRO C10-C28	6.850	671093806	359.167 ug/mLm
5) H1 ORO C20-C34	9.230	1530284030	1332.894 ug/mLm
6) H1 ORO C25-C36	10.700	1563084561	1122.337 ug/mLm
7) H1 DRO C10-C36	0.000	0	N.D. ug/mL
-----			

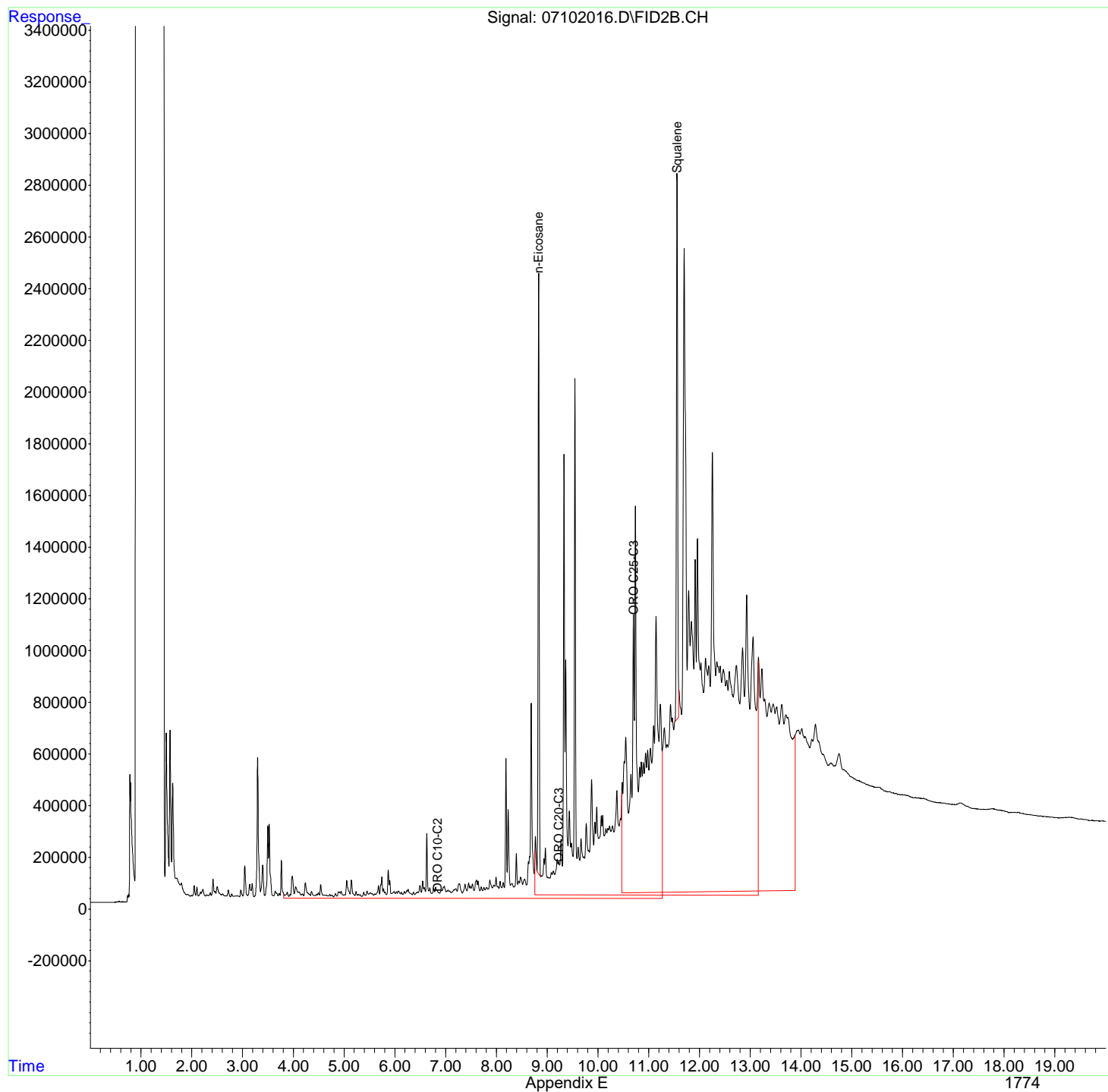
(f)=RT Delta > 1/2 Window

(m)=manual int.

Data Path : R:\2\DATA\071020\  
Data File : 07102016.D  
Signal(s) : FID2B.CH  
Acq On : 10 Jul 2020 7:22 pm  
Operator : GCSVOC-Dhiren  
Sample : 2006481-014A  
Misc :  
ALS Vial : 16 Sample Multiplier: 1

Integration File: EVENTS.E  
Quant Time: Jul 14 09:39:13 2020  
Quant Method : Z:\HPCHEM\2\METHODS\022820DRO-ORO.M  
Quant Title : DRO-ORO 09-09-15 DRO/ORO  
QLast Update : Fri Feb 28 16:32:12 2020  
Response via : Initial Calibration  
Integrator: ChemStation 6890 Scale Mode: Large solvent peaks clipped

Volume Inj. :  
Signal Phase :  
Signal Info :



Data Path : R:\2\DATA\071020\  
 Data File : 07102017.D  
 Signal(s) : FID2B.CH  
 Acq On : 10 Jul 2020 7:49 pm  
 Operator : GCSVOC-Dhiren  
 Sample : 2006481-015A  
 Misc :  
 ALS Vial : 17 Sample Multiplier: 1

Integration File: EVENTS.E  
 Quant Time: Jul 11 20:03:31 2020  
 Quant Method : Z:\HPCHEM\2\METHODS\022820DRO-ORO.M  
 Quant Title : DRO-ORO 09-09-15 DRO/ORO  
 QLast Update : Fri Feb 28 16:32:12 2020  
 Response via : Initial Calibration  
 Integrator: ChemStation 6890 Scale Mode: Large solvent peaks clipped

Volume Inj. :  
 Signal Phase :  
 Signal Info :

Compound	R.T.	Response	Conc	Units
-----				
System Monitoring Compounds				
4) S n-Eicosane	8.832	36132884	18.858	ug/mLm
8) S1 Squalene	11.560	32492961	19.805	ug/mLm
Target Compounds				
1) H DRO C10-C20	0.000	0	N.D.	ug/mL
2) H DRO C10-C25	0.000	0	N.D.	ug/mL
3) H DRO C10-C28	0.000	0	N.D.	ug/mL
5) H1 ORO C20-C34	9.230	5339565386	4879.545	ug/mLm
6) H1 ORO C25-C36	10.700	5531661666	4230.270	ug/mLm
7) H1 DRO C10-C36	0.000	0	N.D.	ug/mL
-----				

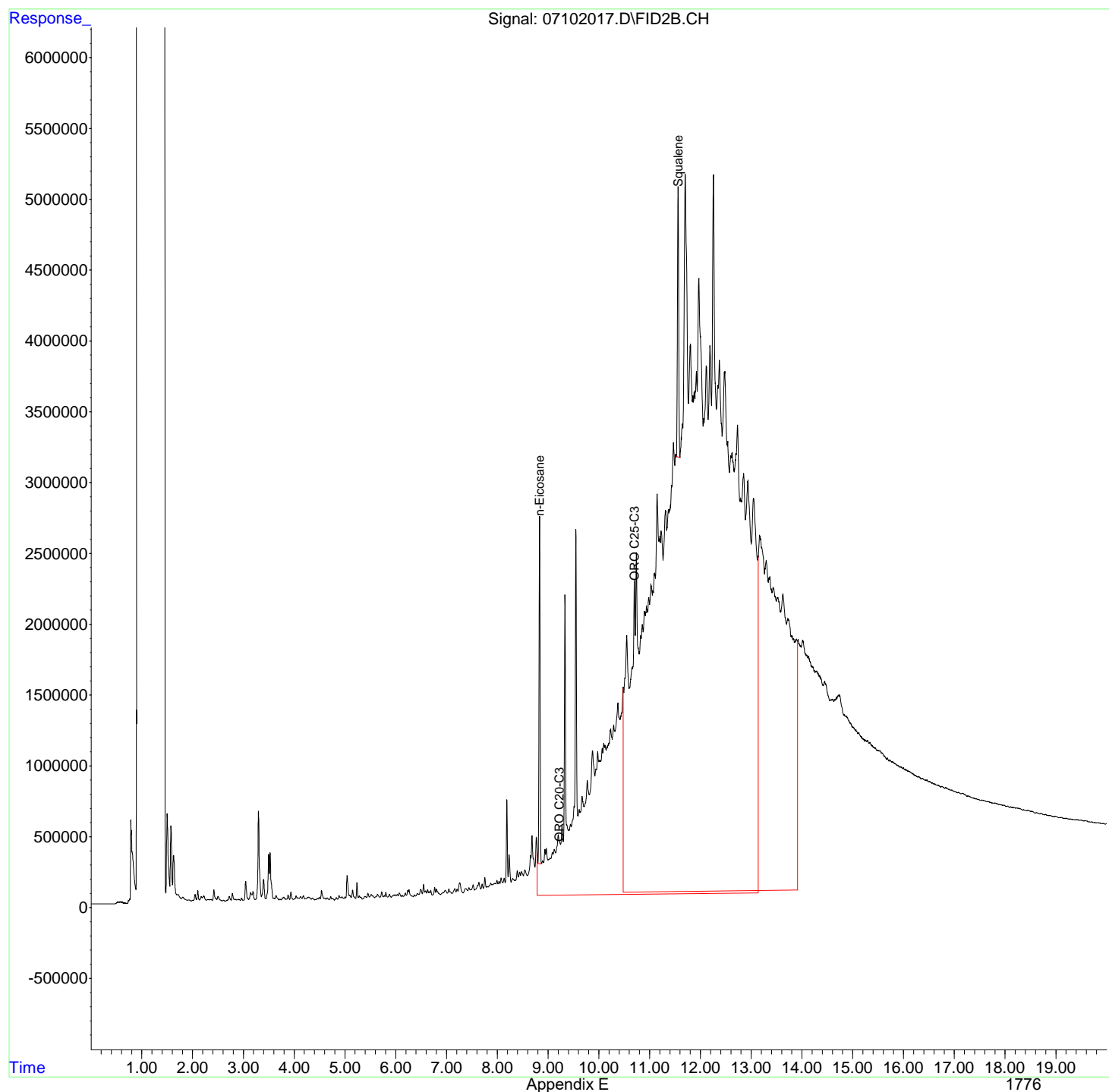
(f)=RT Delta > 1/2 Window

(m)=manual int.

Data Path : R:\2\DATA\071020\  
Data File : 07102017.D  
Signal(s) : FID2B.CH  
Acq On : 10 Jul 2020 7:49 pm  
Operator : GCSVOC-Dhiren  
Sample : 2006481-015A  
Misc :  
ALS Vial : 17 Sample Multiplier: 1

Integration File: EVENTS.E  
Quant Time: Jul 11 20:03:31 2020  
Quant Method : Z:\HPCHEM\2\METHODS\022820DRO-ORO.M  
Quant Title : DRO-ORO 09-09-15 DRO/ORO  
QLast Update : Fri Feb 28 16:32:12 2020  
Response via : Initial Calibration  
Integrator: ChemStation 6890 Scale Mode: Large solvent peaks clipped

Volume Inj. :  
Signal Phase :  
Signal Info :



Data Path : R:\2\DATA\071020\  
 Data File : 07102018.D  
 Signal(s) : FID2B.CH  
 Acq On : 10 Jul 2020 8:17 pm  
 Operator : GCSVOC-Dhiren  
 Sample : 2006481-016A  
 Misc :  
 ALS Vial : 18 Sample Multiplier: 1

Integration File: EVENTS.E  
 Quant Time: Jul 11 20:07:51 2020  
 Quant Method : Z:\HPCHEM\2\METHODS\022820DRO-ORO.M  
 Quant Title : DRO-ORO 09-09-15 DRO/ORO  
 QLast Update : Fri Feb 28 16:32:12 2020  
 Response via : Initial Calibration  
 Integrator: ChemStation 6890 Scale Mode: Large solvent peaks clipped

Volume Inj. :  
 Signal Phase :  
 Signal Info :

Compound	R.T.	Response	Conc Units
-----			
System Monitoring Compounds			
4) S n-Eicosane	8.832	34292223	17.867 ug/mLm
8) S1 Squalene	11.558	33210630	20.259 ug/mLm
Target Compounds			
1) H DRO C10-C20	0.000	0	N.D. ug/mL
2) H DRO C10-C25	0.000	0	N.D. ug/mL
3) H DRO C10-C28	0.000	0	N.D. ug/mL
5) H1 ORO C20-C34	9.230	1053627465	889.101 ug/mLm
6) H1 ORO C25-C36	10.700	1285657624	905.074 ug/mLm
7) H1 DRO C10-C36	0.000	0	N.D. ug/mL
-----			

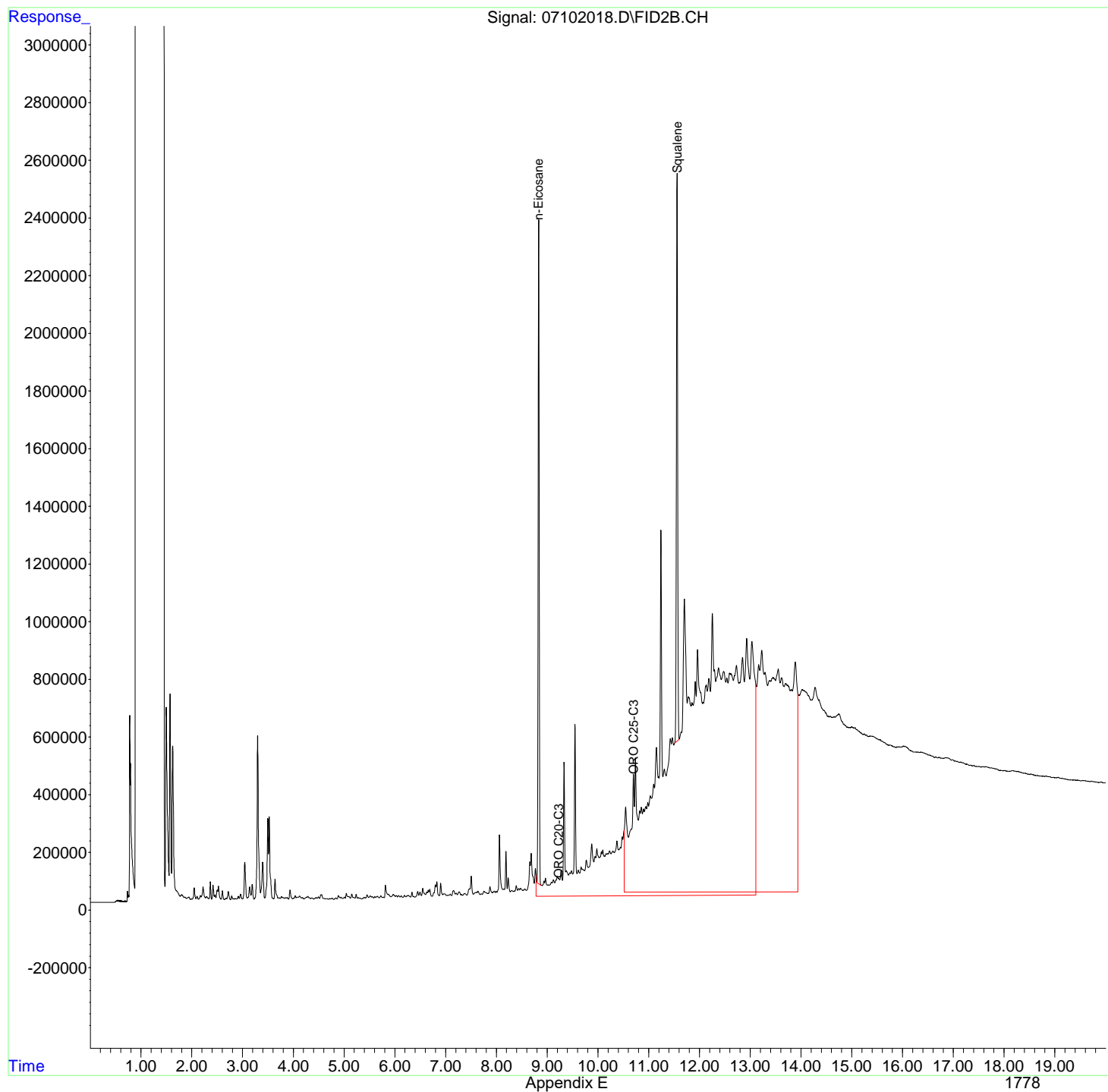
(f)=RT Delta > 1/2 Window

(m)=manual int.

Data Path : R:\2\DATA\071020\  
Data File : 07102018.D  
Signal(s) : FID2B.CH  
Acq On : 10 Jul 2020 8:17 pm  
Operator : GCSVOC-Dhiren  
Sample : 2006481-016A  
Misc :  
ALS Vial : 18 Sample Multiplier: 1

Integration File: EVENTS.E  
Quant Time: Jul 11 20:07:51 2020  
Quant Method : Z:\HPCHEM\2\METHODS\022820DRO-ORO.M  
Quant Title : DRO-ORO 09-09-15 DRO/ORO  
QLast Update : Fri Feb 28 16:32:12 2020  
Response via : Initial Calibration  
Integrator: ChemStation 6890 Scale Mode: Large solvent peaks clipped

Volume Inj. :  
Signal Phase :  
Signal Info :



Data Path : R:\2\DATA\071020\  
 Data File : 07102019.D  
 Signal(s) : FID2B.CH  
 Acq On : 10 Jul 2020 8:45 pm  
 Operator : GCSVOC-Dhiren  
 Sample : 2006481-017A  
 Misc :  
 ALS Vial : 19 Sample Multiplier: 1

Integration File: EVENTS.E  
 Quant Time: Jul 11 20:11:49 2020  
 Quant Method : Z:\HPCHEM\2\METHODS\022820DRO-ORO.M  
 Quant Title : DRO-ORO 09-09-15 DRO/ORO  
 QLast Update : Fri Feb 28 16:32:12 2020  
 Response via : Initial Calibration  
 Integrator: ChemStation 6890 Scale Mode: Large solvent peaks clipped

Volume Inj. :  
 Signal Phase :  
 Signal Info :

Compound	R.T.	Response	Conc	Units
-----				
System Monitoring Compounds				
4) S n-Eicosane	8.832	34891859	18.190	ug/mLm
8) S1 Squalene	11.558	35069839	21.436	ug/mLm
Target Compounds				
1) H DRO C10-C20	0.000	0	N.D.	ug/mL
2) H DRO C10-C25	0.000	0	N.D.	ug/mL
3) H DRO C10-C28	0.000	0	N.D.	ug/mL
5) H1 ORO C20-C34	9.230	1941428460	1715.692	ug/mLm
6) H1 ORO C25-C36	10.700	2267123670	1673.695	ug/mLm
7) H1 DRO C10-C36	0.000	0	N.D.	ug/mL
-----				

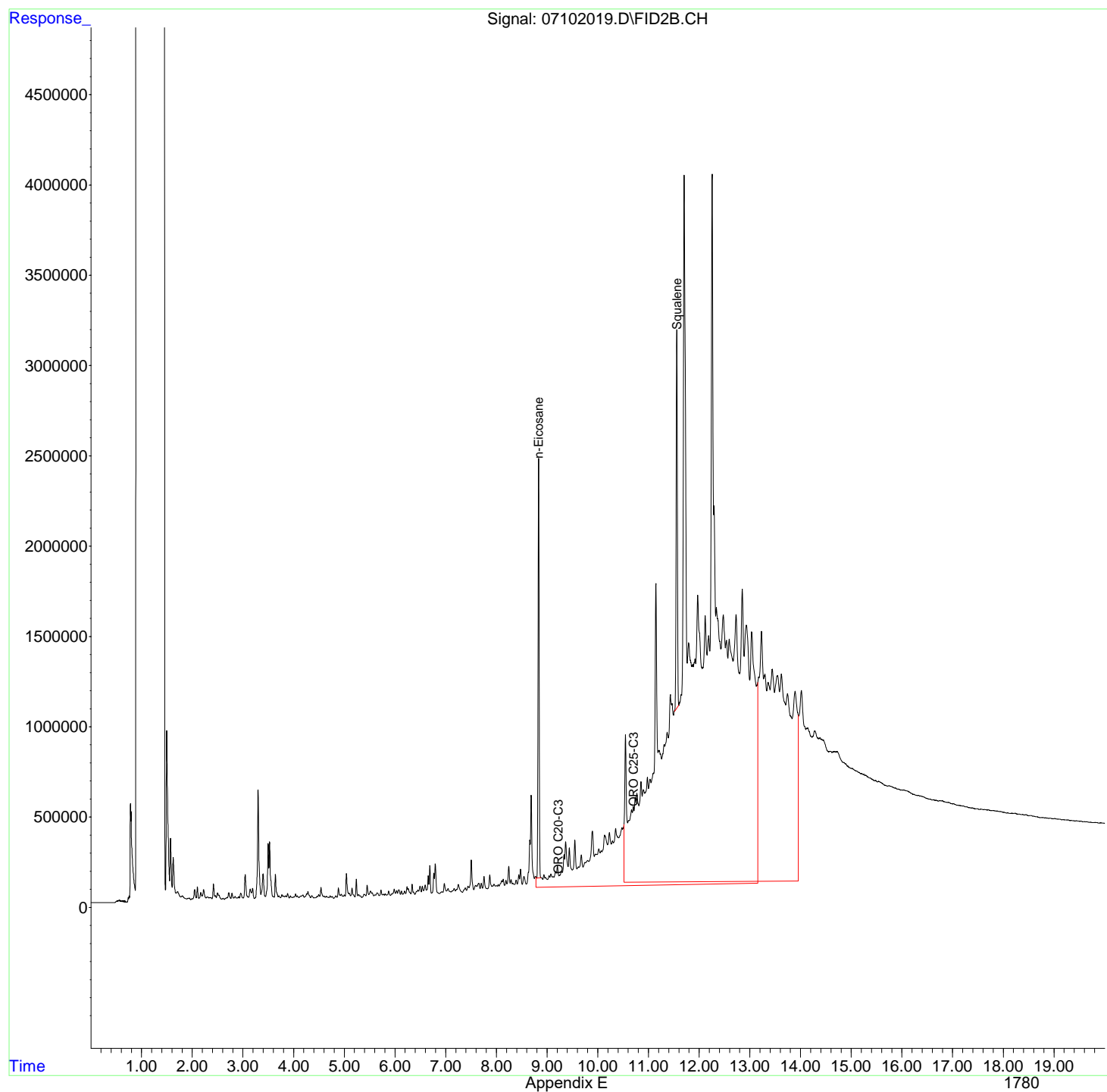
(f)=RT Delta > 1/2 Window

(m)=manual int.

Data Path : R:\2\DATA\071020\  
Data File : 07102019.D  
Signal(s) : FID2B.CH  
Acq On : 10 Jul 2020 8:45 pm  
Operator : GCSVOC-Dhiren  
Sample : 2006481-017A  
Misc :  
ALS Vial : 19 Sample Multiplier: 1

Integration File: EVENTS.E  
Quant Time: Jul 11 20:11:49 2020  
Quant Method : Z:\HPCHEM\2\METHODS\022820DRO-ORO.M  
Quant Title : DRO-ORO 09-09-15 DRO/ORO  
QLast Update : Fri Feb 28 16:32:12 2020  
Response via : Initial Calibration  
Integrator: ChemStation 6890 Scale Mode: Large solvent peaks clipped

Volume Inj. :  
Signal Phase :  
Signal Info :





Data Path : R:\2\DATA\071020\  
 Data File : 07102020.D  
 Signal(s) : FID2B.CH  
 Acq On : 10 Jul 2020 9:12 pm  
 Operator : GCSVOC-Dhiren  
 Sample : CCB-071020-1  
 Misc :  
 ALS Vial : 2 Sample Multiplier: 1

Integration File: EVENTS.E  
 Quant Time: Jul 13 16:03:24 2020  
 Quant Method : Z:\HPCHEM\2\METHODS\022820DRO-ORO.M  
 Quant Title : DRO-ORO 09-09-15 DRO/ORO  
 QLast Update : Fri Feb 28 16:32:12 2020  
 Response via : Initial Calibration  
 Integrator: ChemStation 6890 Scale Mode: Large solvent peaks clipped

Volume Inj. :  
 Signal Phase :  
 Signal Info :

Compound	R.T.	Response	Conc	Units
-----				
System Monitoring Compounds				
4) S n-Eicosane	8.832	30095247	15.606	ug/mL
8) S1 Squalene	11.558	25486752	15.372	ug/mLm
Target Compounds				
1) H DRO C10-C20	0.000	0	N.D.	ug/mL
2) H DRO C10-C25	0.000	0	N.D.	ug/mL
3) H DRO C10-C28	0.000	0	N.D.	ug/mL
5) H1 ORO C20-C34	0.000	0	N.D.	ug/mL
6) H1 ORO C25-C36	0.000	0	N.D.	ug/mL
7) H1 DRO C10-C36	0.000	0	N.D.	ug/mL
-----				

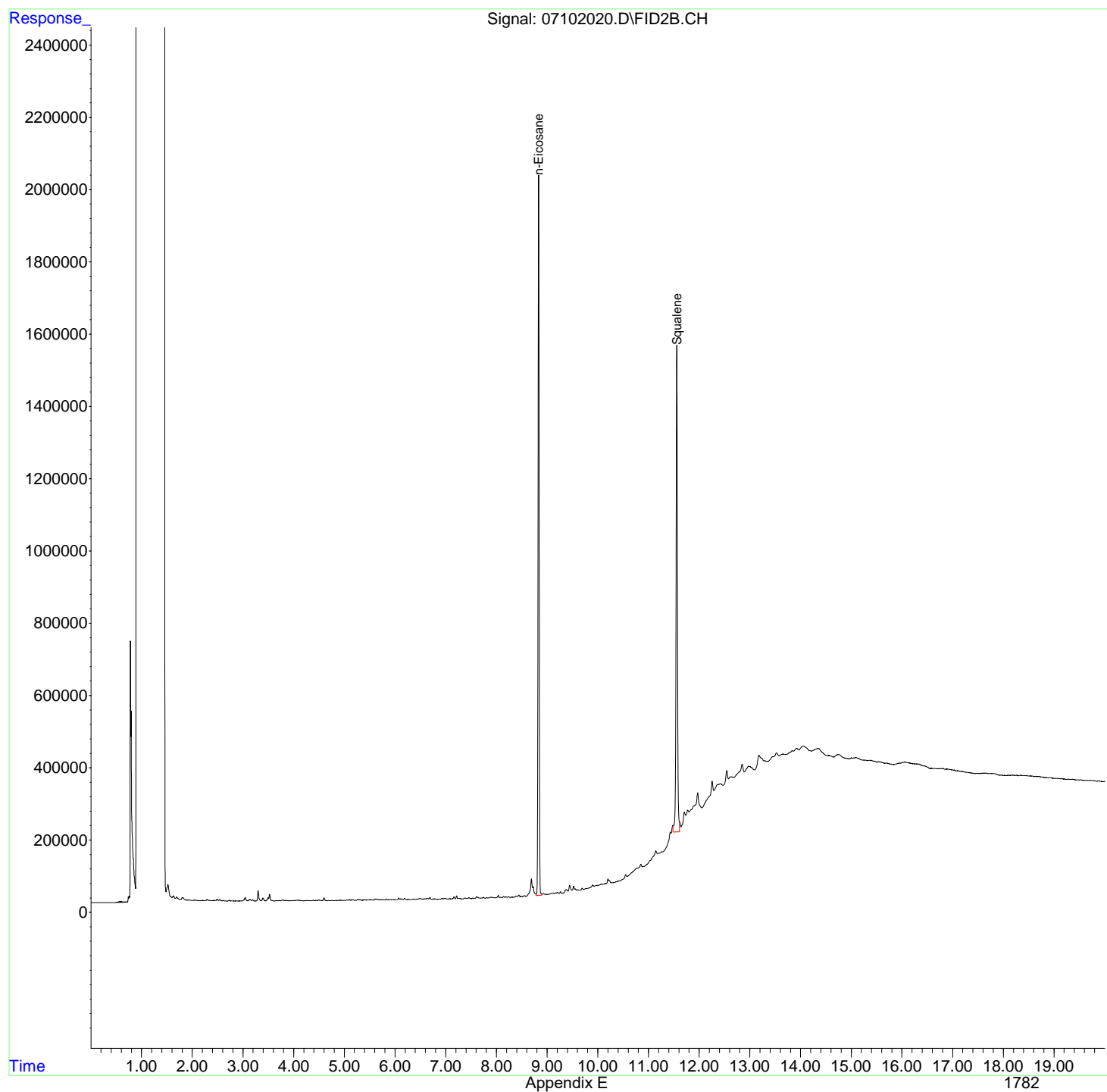
(f)=RT Delta > 1/2 Window

(m)=manual int.

Data Path : R:\2\DATA\071020\  
Data File : 07102020.D  
Signal(s) : FID2B.CH  
Acq On : 10 Jul 2020 9:12 pm  
Operator : GCSVOC-Dhiren  
Sample : CCB-071020-1  
Misc :  
ALS Vial : 2 Sample Multiplier: 1

Integration File: EVENTS.E  
Quant Time: Jul 13 16:03:24 2020  
Quant Method : Z:\HPCHEM\2\METHODS\022820DRO-ORO.M  
Quant Title : DRO-ORO 09-09-15 DRO/ORO  
QLast Update : Fri Feb 28 16:32:12 2020  
Response via : Initial Calibration  
Integrator: ChemStation 6890 Scale Mode: Large solvent peaks clipped

Volume Inj. :  
Signal Phase :  
Signal Info :



Data Path : R:\2\DATA\071020\  
 Data File : 07102021.D  
 Signal(s) : FID2B.CH  
 Acq On : 10 Jul 2020 9:40 pm  
 Operator : GCSVOC-Dhiren  
 Sample : CCV-DRO-071020-1  
 Misc :  
 ALS Vial : 4 Sample Multiplier: 1

Integration File: EVENTS.E  
 Quant Time: Jul 11 20:21:46 2020  
 Quant Method : Z:\HPCHEM\2\METHODS\022820DRO-ORO.M  
 Quant Title : DRO-ORO 09-09-15 DRO/ORO  
 QLast Update : Fri Feb 28 16:32:12 2020  
 Response via : Initial Calibration  
 Integrator: ChemStation 6890 Scale Mode: Large solvent peaks clipped

Volume Inj. :  
 Signal Phase :  
 Signal Info :

Min. RRF : 0.000 Min. Rel. Area : 50% Max. R.T. Dev 0.50min  
 Max. RRF Dev : 15% Max. Rel. Area : 150%

	Compound	Amount	Calc.	%Dev	Area%	Dev (Min)
1 H	DRO C10-C20	1000.000	1122.164	-12.2	0	0.00
2 H	DRO C10-C25	1000.000	1108.612	-10.9	0	0.00
3 H	DRO C10-C28	1000.000	1041.074	-4.1	0	0.00
5 H1	ORO C20-C34	1000.000	-88.473	108.8#	0	-9.23#
6 H1	ORO C25-C36	1000.000	-98.900	109.9#	0	-10.70#
7 H1	DRO C10-C36	1000.000	-109.446	110.9#	0	-8.40#
8 S1	Squalene	20.000	19.165	4.2	0	0.00

Evaluate Continuing Calibration Report - Not Found

4 S	n-Eicosane	10.000	0.000	100.0#	0	-8.83#
-----	------------	--------	-------	--------	---	--------

(#) = Out of Range

SPCC's out = 0 CCC's out = 0

Data Path : R:\2\DATA\071020\  
 Data File : 07102021.D  
 Signal(s) : FID2B.CH  
 Acq On : 10 Jul 2020 9:40 pm  
 Operator : GCSVOC-Dhiren  
 Sample : CCV-DRO-071020-1  
 Misc :  
 ALS Vial : 4 Sample Multiplier: 1

Integration File: EVENTS.E  
 Quant Time: Jul 11 20:21:46 2020  
 Quant Method : Z:\HPCHEM\2\METHODS\022820DRO-ORO.M  
 Quant Title : DRO-ORO 09-09-15 DRO/ORO  
 QLast Update : Fri Feb 28 16:32:12 2020  
 Response via : Initial Calibration  
 Integrator: ChemStation 6890 Scale Mode: Large solvent peaks clipped

Volume Inj. :  
 Signal Phase :  
 Signal Info :

Compound	R.T.	Response	Conc	Units
-----				
System Monitoring Compounds				
4) S n-Eicosane	0.000	0	N.D.	ug/mL
8) S1 Squalene	11.558	31481831	19.165	ug/mLm
Target Compounds				
1) H DRO C10-C20	5.050	1694929084	1122.164	ug/mLm
2) H DRO C10-C25	5.150	1947666283	1108.612	ug/mLm
3) H DRO C10-C28	6.850	1881536692	1041.074	ug/mLm
5) H1 ORO C20-C34	0.000	0	N.D.	ug/mL
6) H1 ORO C25-C36	0.000	0	N.D.	ug/mL
7) H1 DRO C10-C36	0.000	0	N.D.	ug/mL
-----				

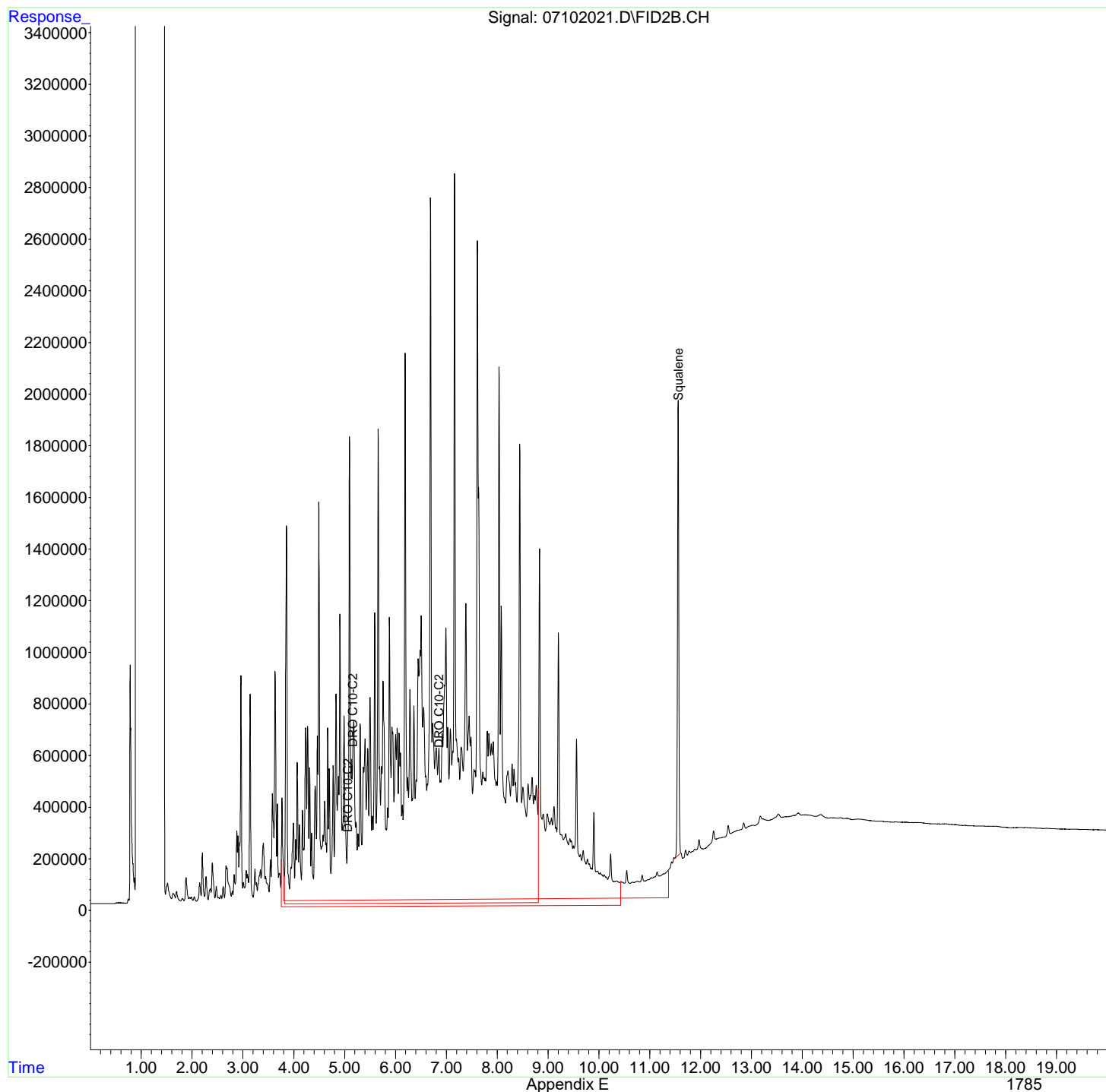
(f)=RT Delta > 1/2 Window

(m)=manual int.

Data Path : R:\2\DATA\071020\  
Data File : 07102021.D  
Signal(s) : FID2B.CH  
Acq On : 10 Jul 2020 9:40 pm  
Operator : GCSVOC-Dhiren  
Sample : CCV-DRO-071020-1  
Misc :  
ALS Vial : 4 Sample Multiplier: 1

Integration File: EVENTS.E  
Quant Time: Jul 11 20:21:46 2020  
Quant Method : Z:\HPCHEM\2\METHODS\022820DRO-ORO.M  
Quant Title : DRO-ORO 09-09-15 DRO/ORO  
QLast Update : Fri Feb 28 16:32:12 2020  
Response via : Initial Calibration  
Integrator: ChemStation 6890 Scale Mode: Large solvent peaks clipped

Volume Inj. :  
Signal Phase :  
Signal Info :



Data Path : R:\2\DATA\071020\  
Data File : 07102022.D  
Signal(s) : FID2B.CH  
Acq On : 10 Jul 2020 10:07 pm  
Operator : GCSVOC-Dhiren  
Sample : CCV-ORO-071020-1  
Misc :  
ALS Vial : 6 Sample Multiplier: 1

Integration File: EVENTS.E  
Quant Time: Jul 11 20:26:17 2020  
Quant Method : Z:\HPCHEM\2\METHODS\022820DRO-ORO.M  
Quant Title : DRO-ORO 09-09-15 DRO/ORO  
QLast Update : Fri Feb 28 16:32:12 2020  
Response via : Initial Calibration  
Integrator: ChemStation 6890 Scale Mode: Large solvent peaks clipped

Volume Inj. :  
Signal Phase :  
Signal Info :

Min. RRF : 0.000 Min. Rel. Area : 50% Max. R.T. Dev 0.50min  
Max. RRF Dev : 15% Max. Rel. Area : 150%

	Compound	Amount	Calc.	%Dev	Area%	Dev (Min)
1 H	DRO C10-C20	1000.000	-16.032	101.6#	0	-5.05#
2 H	DRO C10-C25	1000.000	-11.962	101.2#	0	-5.15#
3 H	DRO C10-C28	1000.000	-18.658	101.9#	0	-6.85#
4 S	n-Eicosane	10.000	11.082	-10.8	0	0.00
5 H1	ORO C20-C34	1000.000	1020.926	-2.1	0	0.00
6 H1	ORO C25-C36	1000.000	989.714	1.0	0	0.00
7 H1	DRO C10-C36	1000.000	-108.334	110.8#	0	-8.40#

Evaluate Continuing Calibration Report - Not Found

8 S1	Squalene	20.000	0.000	100.0#	0	-11.56#
------	----------	--------	-------	--------	---	---------

(#) = Out of Range

SPCC's out = 0 CCC's out = 0

Data Path : R:\2\DATA\071020\  
 Data File : 07102022.D  
 Signal(s) : FID2B.CH  
 Acq On : 10 Jul 2020 10:07 pm  
 Operator : GCSVOC-Dhiren  
 Sample : CCV-ORO-071020-1  
 Misc :  
 ALS Vial : 6 Sample Multiplier: 1

Integration File: EVENTS.E  
 Quant Time: Jul 11 20:26:17 2020  
 Quant Method : Z:\HPCHEM\2\METHODS\022820DRO-ORO.M  
 Quant Title : DRO-ORO 09-09-15 DRO/ORO  
 QLast Update : Fri Feb 28 16:32:12 2020  
 Response via : Initial Calibration  
 Integrator: ChemStation 6890 Scale Mode: Large solvent peaks clipped

Volume Inj. :  
 Signal Phase :  
 Signal Info :

Compound	R.T.	Response	Conc Units
-----			
System Monitoring Compounds			
4) S n-Eicosane	8.831	21696268	11.082 ug/mLm
8) S1 Squalene	0.000	0	N.D. ug/mL
Target Compounds			
1) H DRO C10-C20	0.000	0	N.D. ug/mL
2) H DRO C10-C25	0.000	0	N.D. ug/mL
3) H DRO C10-C28	0.000	0	N.D. ug/mL
5) H1 ORO C20-C34	9.230	1195214171	1020.926 ug/mLm
6) H1 ORO C25-C36	10.700	1393735702	989.714 ug/mLm
7) H1 DRO C10-C36	0.000	0	N.D. ug/mL
-----			

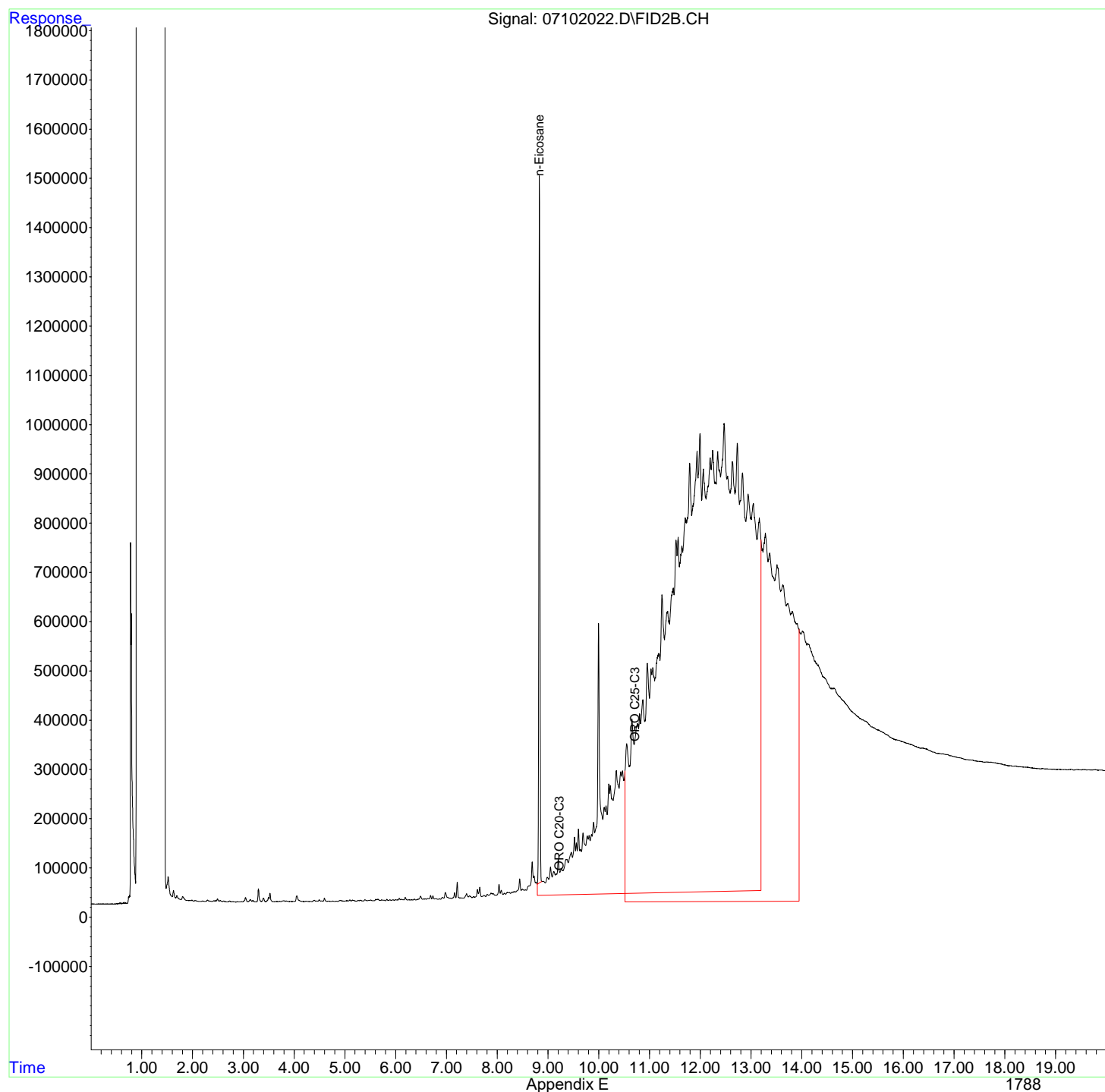
(f)=RT Delta > 1/2 Window

(m)=manual int.

Data Path : R:\2\DATA\071020\  
Data File : 07102022.D  
Signal(s) : FID2B.CH  
Acq On : 10 Jul 2020 10:07 pm  
Operator : GCSVOC-Dhiren  
Sample : CCV-ORO-071020-1  
Misc :  
ALS Vial : 6 Sample Multiplier: 1

Integration File: EVENTS.E  
Quant Time: Jul 11 20:26:17 2020  
Quant Method : Z:\HPCHEM\2\METHODS\022820DRO-ORO.M  
Quant Title : DRO-ORO 09-09-15 DRO/ORO  
QLast Update : Fri Feb 28 16:32:12 2020  
Response via : Initial Calibration  
Integrator: ChemStation 6890 Scale Mode: Large solvent peaks clipped

Volume Inj. :  
Signal Phase :  
Signal Info :





Data Path : R:\2\DATA\071020\  
 Data File : 07102023.D  
 Signal(s) : FID2B.CH  
 Acq On : 10 Jul 2020 10:35 pm  
 Operator : GCSVOC-Dhiren  
 Sample : 2006481-018A  
 Misc :  
 ALS Vial : 20 Sample Multiplier: 1

Integration File: EVENTS.E  
 Quant Time: Jul 14 09:15:52 2020  
 Quant Method : Z:\HPCHEM\2\METHODS\022820DRO-ORO.M  
 Quant Title : DRO-ORO 09-09-15 DRO/ORO  
 QLast Update : Fri Feb 28 16:32:12 2020  
 Response via : Initial Calibration  
 Integrator: ChemStation 6890 Scale Mode: Large solvent peaks clipped

Volume Inj. :  
 Signal Phase :  
 Signal Info :

Compound	R.T.	Response	Conc	Units
-----				
System Monitoring Compounds				
4) S n-Eicosane	0.000	0	N.D.	ug/mL
8) S1 Squalene	0.000	0	N.D.	ug/mL
Target Compounds				
1) H DRO C10-C20	0.000	0	N.D.	ug/mL
2) H DRO C10-C25	0.000	0	N.D.	ug/mL
3) H DRO C10-C28	0.000	0	N.D.	ug/mL
5) H1 ORO C20-C34	0.000	0	N.D.	ug/mL
6) H1 ORO C25-C36	0.000	0	N.D.	ug/mL
7) H1 DRO C10-C36	0.000	0	N.D.	ug/mL
-----				

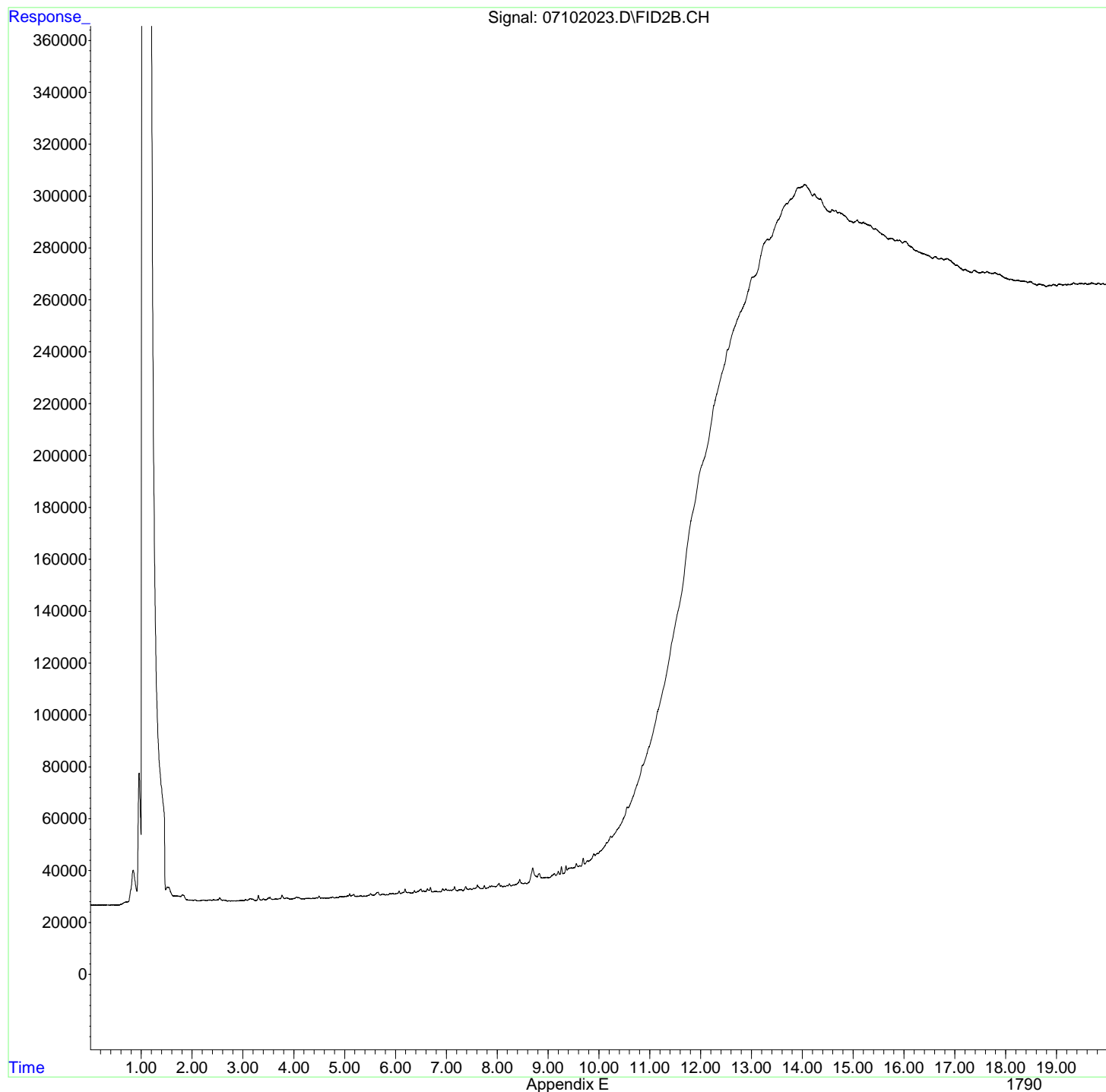
(f)=RT Delta > 1/2 Window

(m)=manual int.

Data Path : R:\2\DATA\071020\  
Data File : 07102023.D  
Signal(s) : FID2B.CH  
Acq On : 10 Jul 2020 10:35 pm  
Operator : GCSVOC-Dhiren  
Sample : 2006481-018A  
Misc :  
ALS Vial : 20 Sample Multiplier: 1

Integration File: EVENTS.E  
Quant Time: Jul 14 09:15:52 2020  
Quant Method : Z:\HPCHEM\2\METHODS\022820DRO-ORO.M  
Quant Title : DRO-ORO 09-09-15 DRO/ORO  
QLast Update : Fri Feb 28 16:32:12 2020  
Response via : Initial Calibration  
Integrator: ChemStation 6890 Scale Mode: Large solvent peaks clipped

Volume Inj. :  
Signal Phase :  
Signal Info :



Data Path : R:\2\DATA\071020\  
 Data File : 07102024.D  
 Signal(s) : FID2B.CH  
 Acq On : 10 Jul 2020 11:02 pm  
 Operator : GCSVOC-Dhiren  
 Sample : 2006481-019A  
 Misc :  
 ALS Vial : 21 Sample Multiplier: 1

Integration File: EVENTS.E  
 Quant Time: Jul 13 17:00:02 2020  
 Quant Method : Z:\HPCHEM\2\METHODS\022820DRO-ORO.M  
 Quant Title : DRO-ORO 09-09-15 DRO/ORO  
 QLast Update : Fri Feb 28 16:32:12 2020  
 Response via : Initial Calibration  
 Integrator: ChemStation 6890 Scale Mode: Large solvent peaks clipped

Volume Inj. :  
 Signal Phase :  
 Signal Info :

Compound	R.T.	Response	Conc Units
-----			
System Monitoring Compounds			
4) S n-Eicosane	8.831	20812146	10.606 ug/mLm
8) S1 Squalene	11.559	22603206	13.547 ug/mL
Target Compounds			
1) H DRO C10-C20	0.000	0	N.D. ug/mL
2) H DRO C10-C25	0.000	0	N.D. ug/mL
3) H DRO C10-C28	0.000	0	N.D. ug/mL
5) H1 ORO C20-C34	9.230	2022401363	1791.082 ug/mLm
6) H1 ORO C25-C36	10.700	2556361076	1900.207 ug/mLm
7) H1 DRO C10-C36	0.000	0	N.D. ug/mL
-----			

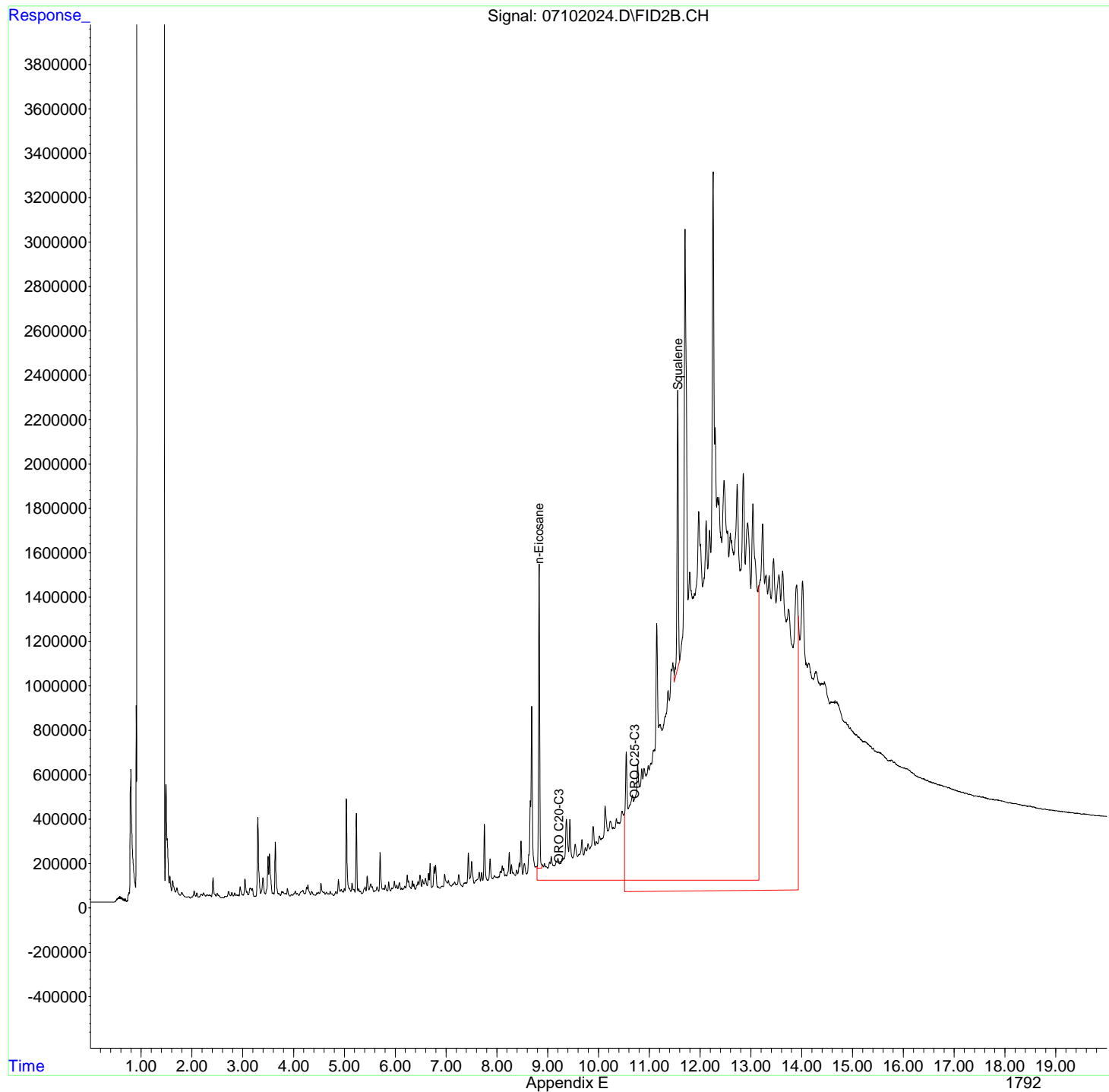
(f)=RT Delta > 1/2 Window

(m)=manual int.

Data Path : R:\2\DATA\071020\  
Data File : 07102024.D  
Signal(s) : FID2B.CH  
Acq On : 10 Jul 2020 11:02 pm  
Operator : GCSVOC-Dhiren  
Sample : 2006481-019A  
Misc :  
ALS Vial : 21 Sample Multiplier: 1

Integration File: EVENTS.E  
Quant Time: Jul 13 17:00:02 2020  
Quant Method : Z:\HPCHEM\2\METHODS\022820DRO-ORO.M  
Quant Title : DRO-ORO 09-09-15 DRO/ORO  
QLast Update : Fri Feb 28 16:32:12 2020  
Response via : Initial Calibration  
Integrator: ChemStation 6890 Scale Mode: Large solvent peaks clipped

Volume Inj. :  
Signal Phase :  
Signal Info :



Data Path : R:\2\DATA\071020\  
 Data File : 07102025.D  
 Signal(s) : FID2B.CH  
 Acq On : 10 Jul 2020 11:30 pm  
 Operator : GCSVOC-Dhiren  
 Sample : 2006481-020A  
 Misc :  
 ALS Vial : 22 Sample Multiplier: 1

Integration File: EVENTS.E  
 Quant Time: Jul 13 17:04:30 2020  
 Quant Method : Z:\HPCHEM\2\METHODS\022820DRO-ORO.M  
 Quant Title : DRO-ORO 09-09-15 DRO/ORO  
 QLast Update : Fri Feb 28 16:32:12 2020  
 Response via : Initial Calibration  
 Integrator: ChemStation 6890 Scale Mode: Large solvent peaks clipped

Volume Inj. :  
 Signal Phase :  
 Signal Info :

Compound	R.T.	Response	Conc Units
-----			
System Monitoring Compounds			
4) S n-Eicosane	8.832	29199818	15.124 ug/mL
8) S1 Squalene	11.561	23725224	14.257 ug/mLm
Target Compounds			
1) H DRO C10-C20	0.000	0	N.D. ug/mL
2) H DRO C10-C25	0.000	0	N.D. ug/mL
3) H DRO C10-C28	0.000	0	N.D. ug/mL
5) H1 ORO C20-C34	9.230	6078981854	5567.983 ug/mLm
6) H1 ORO C25-C36	10.700	5844959245	4475.624 ug/mLm
7) H1 DRO C10-C36	0.000	0	N.D. ug/mL
-----			

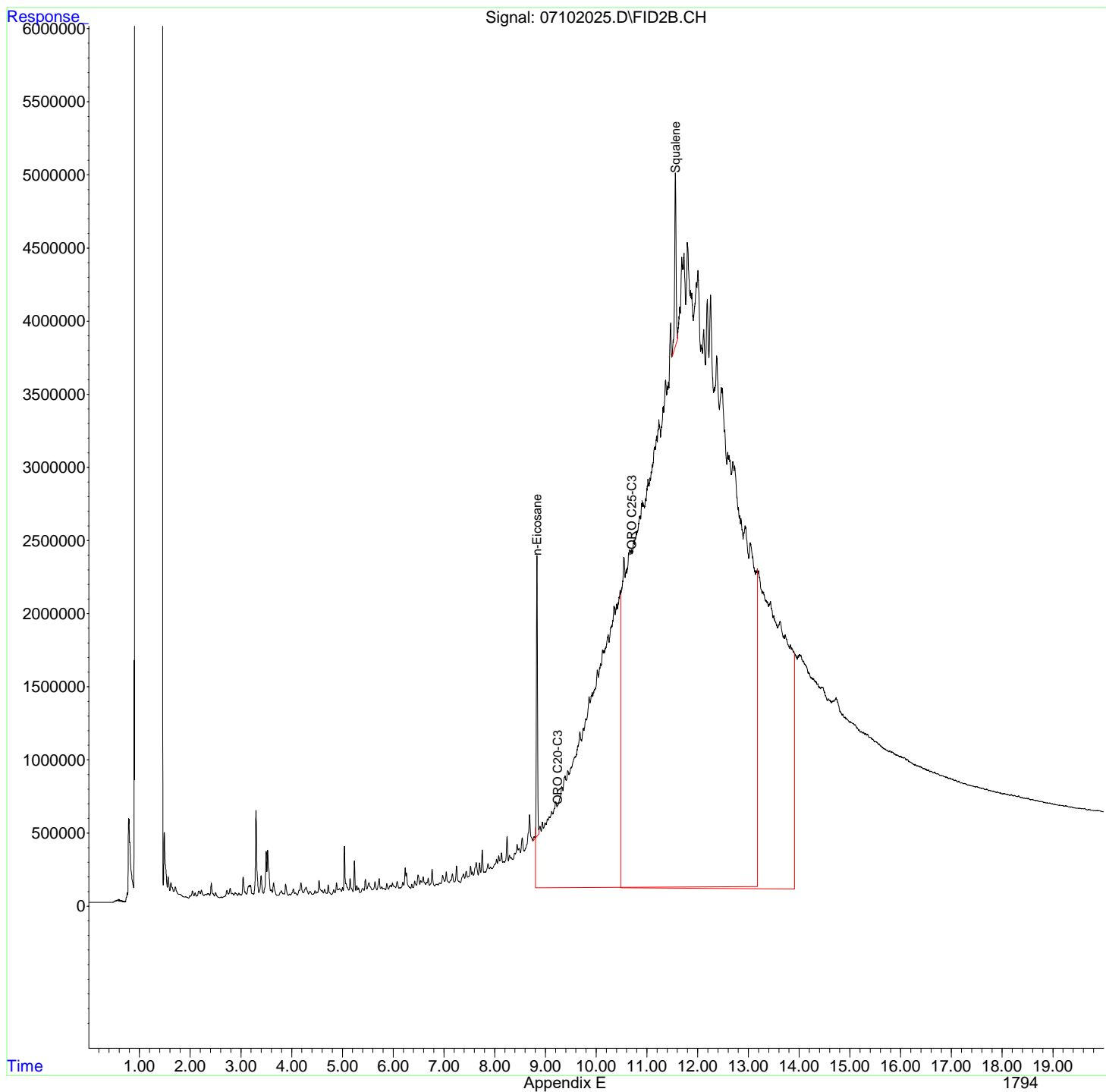
(f)=RT Delta > 1/2 Window

(m)=manual int.

Data Path : R:\2\DATA\071020\  
Data File : 07102025.D  
Signal(s) : FID2B.CH  
Acq On : 10 Jul 2020 11:30 pm  
Operator : GCSVOC-Dhiren  
Sample : 2006481-020A  
Misc :  
ALS Vial : 22 Sample Multiplier: 1

Integration File: EVENTS.E  
Quant Time: Jul 13 17:04:30 2020  
Quant Method : Z:\HPCHEM\2\METHODS\022820DRO-ORO.M  
Quant Title : DRO-ORO 09-09-15 DRO/ORO  
QLast Update : Fri Feb 28 16:32:12 2020  
Response via : Initial Calibration  
Integrator: ChemStation 6890 Scale Mode: Large solvent peaks clipped

Volume Inj. :  
Signal Phase :  
Signal Info :



Data Path : R:\2\DATA\071020\  
 Data File : 07102026.D  
 Signal(s) : FID2B.CH  
 Acq On : 10 Jul 2020 11:57 pm  
 Operator : GCSVOC-Dhiren  
 Sample : 2006481-021A  
 Misc :  
 ALS Vial : 23 Sample Multiplier: 1

Integration File: EVENTS.E  
 Quant Time: Jul 13 17:16:11 2020  
 Quant Method : Z:\HPCHEM\2\METHODS\022820DRO-ORO.M  
 Quant Title : DRO-ORO 09-09-15 DRO/ORO  
 QLast Update : Fri Feb 28 16:32:12 2020  
 Response via : Initial Calibration  
 Integrator: ChemStation 6890 Scale Mode: Large solvent peaks clipped

Volume Inj. :  
 Signal Phase :  
 Signal Info :

Compound	R.T.	Response	Conc Units
-----			
System Monitoring Compounds			
4) S n-Eicosane	8.831	36059032	18.818 ug/mLm
8) S1 Squalene	11.558	35977985	22.011 ug/mLm
Target Compounds			
1) H DRO C10-C20	0.000	0	N.D. ug/mL
2) H DRO C10-C25	0.000	0	N.D. ug/mL
3) H DRO C10-C28	0.000	0	N.D. ug/mL
5) H1 ORO C20-C34	9.230	1401143211	1212.657 ug/mLm
6) H1 ORO C25-C36	10.700	1690489569	1222.112 ug/mLm
7) H1 DRO C10-C36	0.000	0	N.D. ug/mL
-----			

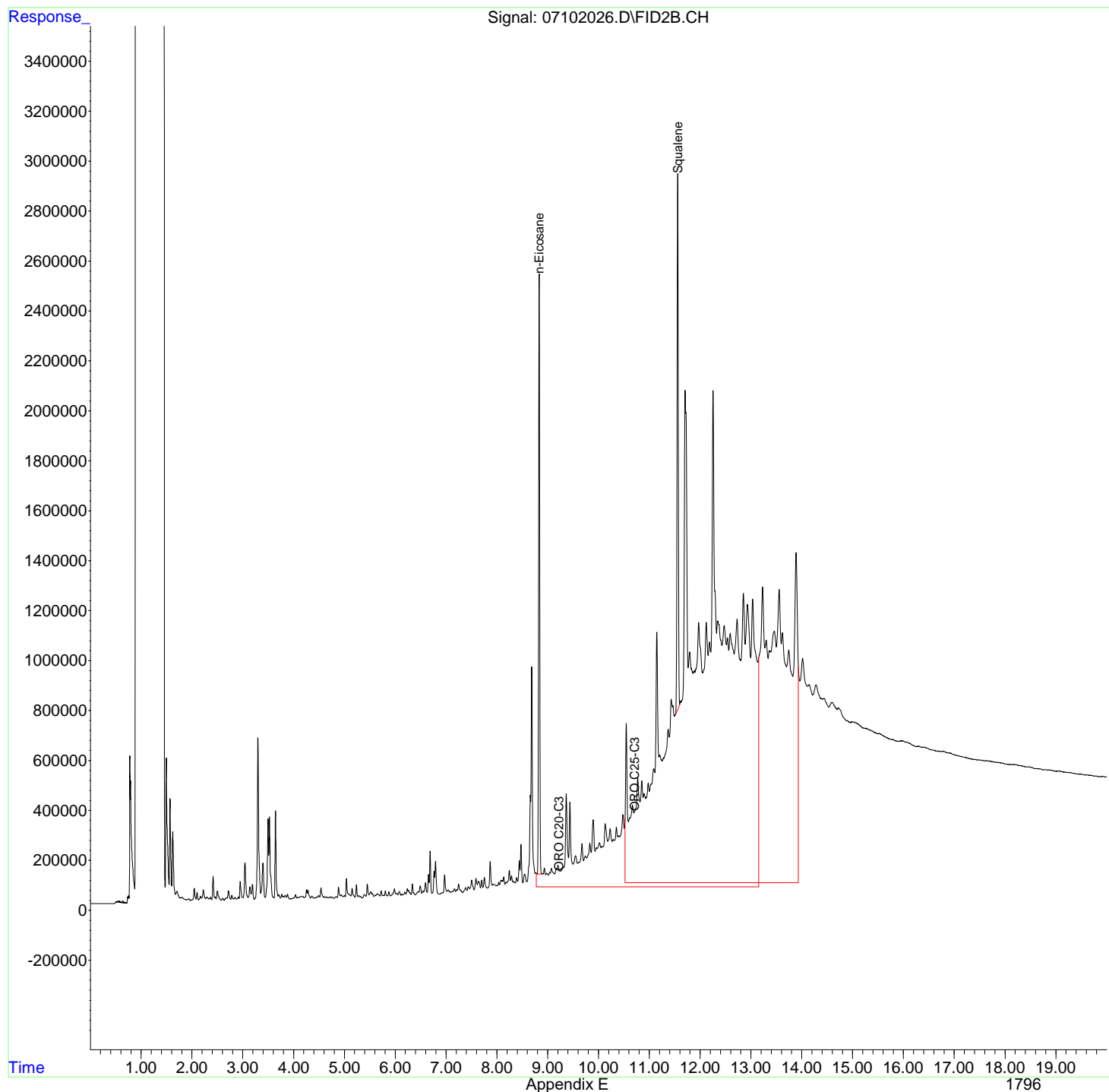
(f)=RT Delta > 1/2 Window

(m)=manual int.

Data Path : R:\2\DATA\071020\  
Data File : 07102026.D  
Signal(s) : FID2B.CH  
Acq On : 10 Jul 2020 11:57 pm  
Operator : GCSVOC-Dhiren  
Sample : 2006481-021A  
Misc :  
ALS Vial : 23 Sample Multiplier: 1

Integration File: EVENTS.E  
Quant Time: Jul 13 17:16:11 2020  
Quant Method : Z:\HPCHEM\2\METHODS\022820DRO-ORO.M  
Quant Title : DRO-ORO 09-09-15 DRO/ORO  
QLast Update : Fri Feb 28 16:32:12 2020  
Response via : Initial Calibration  
Integrator: ChemStation 6890 Scale Mode: Large solvent peaks clipped

Volume Inj. :  
Signal Phase :  
Signal Info :





Data Path : R:\2\DATA\071020\  
 Data File : 07102027.D  
 Signal(s) : FID2B.CH  
 Acq On : 11 Jul 2020 12:25 am  
 Operator : GCSVOC-Dhiren  
 Sample : 2006481-022A  
 Misc :  
 ALS Vial : 24 Sample Multiplier: 1

Integration File: EVENTS.E  
 Quant Time: Jul 13 17:36:39 2020  
 Quant Method : Z:\HPCHEM\2\METHODS\022820DRO-ORO.M  
 Quant Title : DRO-ORO 09-09-15 DRO/ORO  
 QLast Update : Fri Feb 28 16:32:12 2020  
 Response via : Initial Calibration  
 Integrator: ChemStation 6890 Scale Mode: Large solvent peaks clipped

Volume Inj. :  
 Signal Phase :  
 Signal Info :

Compound	R.T.	Response	Conc	Units
-----				
System Monitoring Compounds				
4) S n-Eicosane	8.831	34358605	17.903	ug/mLm
8) S1 Squalene	11.559	33097882	20.188	ug/mLm
Target Compounds				
1) H DRO C10-C20	0.000	0	N.D.	ug/mL
2) H DRO C10-C25	0.000	0	N.D.	ug/mL
3) H DRO C10-C28	0.000	0	N.D.	ug/mL
5) H1 ORO C20-C34	9.230	2562325869	2293.782	ug/mLm
6) H1 ORO C25-C36	10.700	2870156998	2145.951	ug/mLm
7) H1 DRO C10-C36	0.000	0	N.D.	ug/mL
-----				

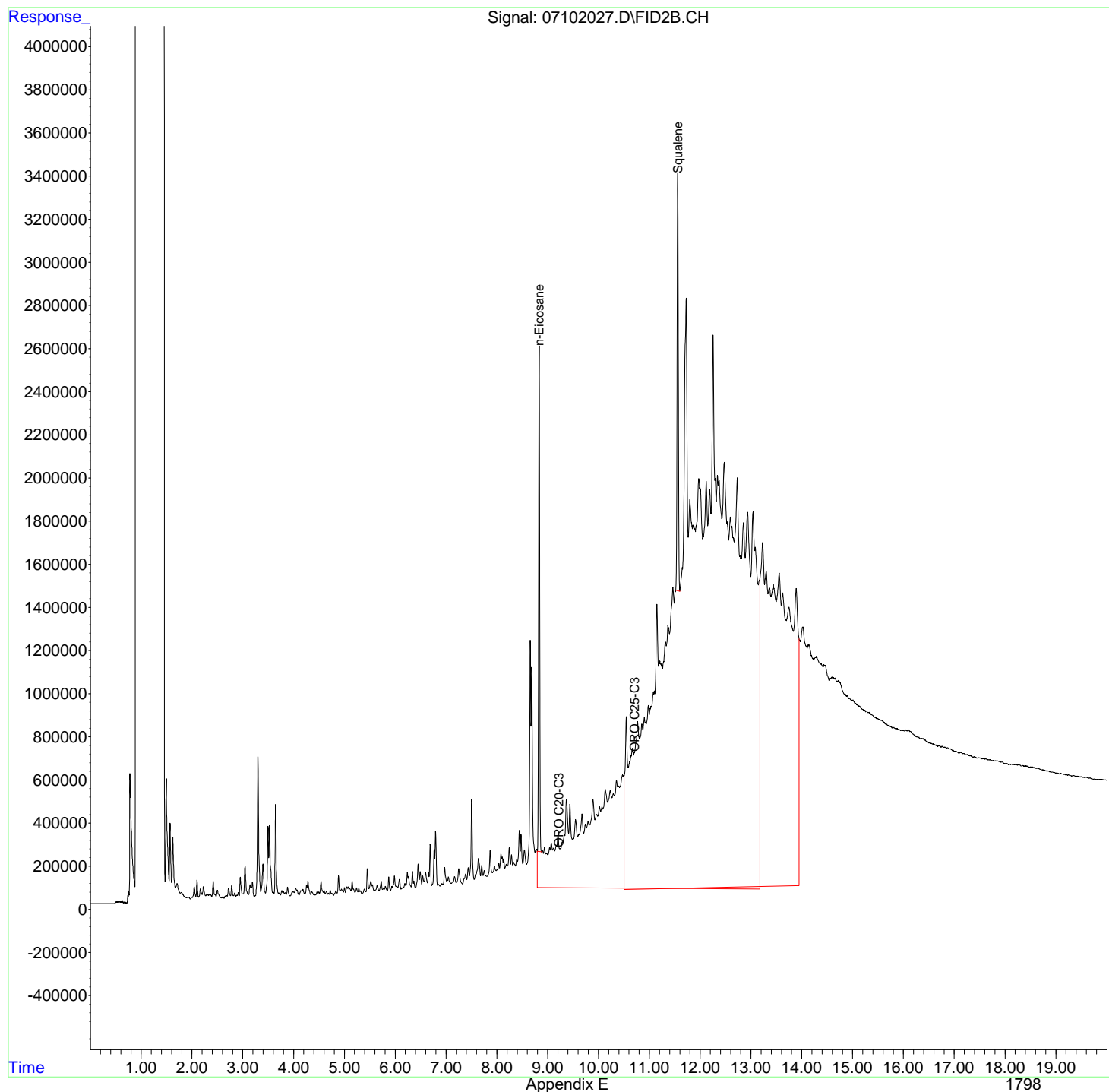
(f)=RT Delta > 1/2 Window

(m)=manual int.

Data Path : R:\2\DATA\071020\  
Data File : 07102027.D  
Signal(s) : FID2B.CH  
Acq On : 11 Jul 2020 12:25 am  
Operator : GCSVOC-Dhiren  
Sample : 2006481-022A  
Misc :  
ALS Vial : 24 Sample Multiplier: 1

Integration File: EVENTS.E  
Quant Time: Jul 13 17:36:39 2020  
Quant Method : Z:\HPCHEM\2\METHODS\022820DRO-ORO.M  
Quant Title : DRO-ORO 09-09-15 DRO/ORO  
QLast Update : Fri Feb 28 16:32:12 2020  
Response via : Initial Calibration  
Integrator: ChemStation 6890 Scale Mode: Large solvent peaks clipped

Volume Inj. :  
Signal Phase :  
Signal Info :



Data Path : R:\2\DATA\071020\  
 Data File : 07102028.D  
 Signal(s) : FID2B.CH  
 Acq On : 11 Jul 2020 12:52 am  
 Operator : GCSVOC-Dhiren  
 Sample : 2006481-023A  
 Misc :  
 ALS Vial : 25 Sample Multiplier: 1

Integration File: EVENTS.E  
 Quant Time: Jul 13 17:42:30 2020  
 Quant Method : Z:\HPCHEM\2\METHODS\022820DRO-ORO.M  
 Quant Title : DRO-ORO 09-09-15 DRO/ORO  
 QLast Update : Fri Feb 28 16:32:12 2020  
 Response via : Initial Calibration  
 Integrator: ChemStation 6890 Scale Mode: Large solvent peaks clipped

Volume Inj. :  
 Signal Phase :  
 Signal Info :

Compound	R.T.	Response	Conc	Units
-----				
System Monitoring Compounds				
4) S n-Eicosane	8.832	34175820	17.804	ug/mL
8) S1 Squalene	11.559	27787726	16.828	ug/mLm
Target Compounds				
1) H DRO C10-C20	0.000	0	N.D.	ug/mL
2) H DRO C10-C25	0.000	0	N.D.	ug/mL
3) H DRO C10-C28	0.000	0	N.D.	ug/mL
5) H1 ORO C20-C34	9.230	1876581385	1655.316	ug/mLm
6) H1 ORO C25-C36	10.700	2191278482	1614.298	ug/mLm
7) H1 DRO C10-C36	0.000	0	N.D.	ug/mL
-----				

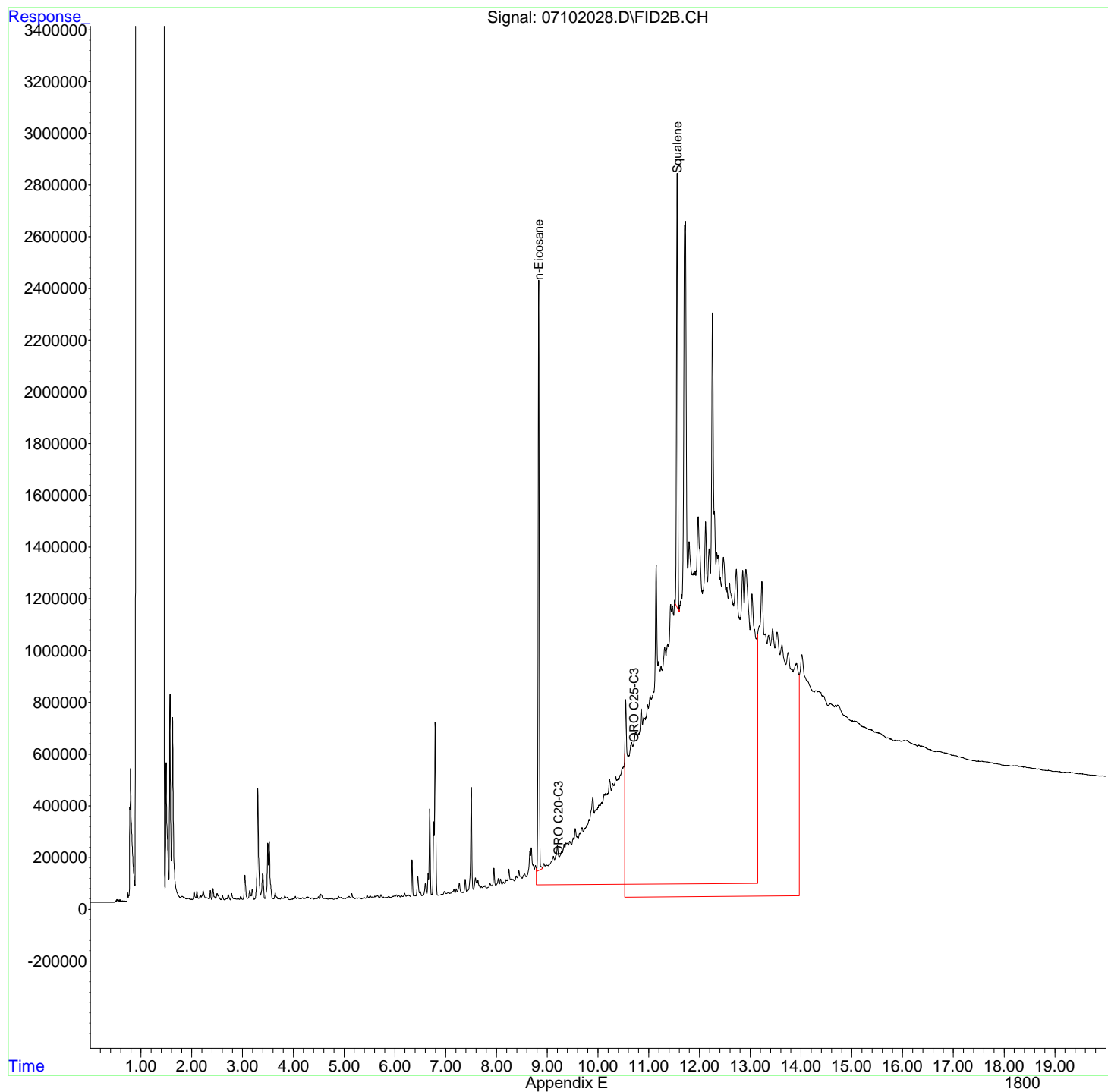
(f)=RT Delta > 1/2 Window

(m)=manual int.

Data Path : R:\2\DATA\071020\  
Data File : 07102028.D  
Signal(s) : FID2B.CH  
Acq On : 11 Jul 2020 12:52 am  
Operator : GCSVOC-Dhiren  
Sample : 2006481-023A  
Misc :  
ALS Vial : 25 Sample Multiplier: 1

Integration File: EVENTS.E  
Quant Time: Jul 13 17:42:30 2020  
Quant Method : Z:\HPCHEM\2\METHODS\022820DRO-ORO.M  
Quant Title : DRO-ORO 09-09-15 DRO/ORO  
QLast Update : Fri Feb 28 16:32:12 2020  
Response via : Initial Calibration  
Integrator: ChemStation 6890 Scale Mode: Large solvent peaks clipped

Volume Inj. :  
Signal Phase :  
Signal Info :



Data Path : R:\2\DATA\071020\  
 Data File : 07102029.D  
 Signal(s) : FID2B.CH  
 Acq On : 11 Jul 2020 1:20 am  
 Operator : GCSVOC-Dhiren  
 Sample : 2006481-024A  
 Misc :  
 ALS Vial : 26 Sample Multiplier: 1

Integration File: EVENTS.E  
 Quant Time: Jul 14 09:17:53 2020  
 Quant Method : Z:\HPCHEM\2\METHODS\022820DRO-ORO.M  
 Quant Title : DRO-ORO 09-09-15 DRO/ORO  
 QLast Update : Fri Feb 28 16:32:12 2020  
 Response via : Initial Calibration  
 Integrator: ChemStation 6890 Scale Mode: Large solvent peaks clipped

Volume Inj. :  
 Signal Phase :  
 Signal Info :

Compound	R.T.	Response	Conc Units
-----			
System Monitoring Compounds			
4) S n-Eicosane	8.832	33872610	17.641 ug/mL
8) S1 Squalene	11.559	25450097	15.349 ug/mL
Target Compounds			
1) H DRO C10-C20	0.000	0	N.D. ug/mL
2) H DRO C10-C25	0.000	0	N.D. ug/mL
3) H DRO C10-C28	6.850	560518022	296.873 ug/mLm
5) H1 ORO C20-C34	9.230	1083147709	916.586 ug/mLm
6) H1 ORO C25-C36	10.700	1129919213	783.110 ug/mLm
7) H1 DRO C10-C36	0.000	0	N.D. ug/mL
-----			

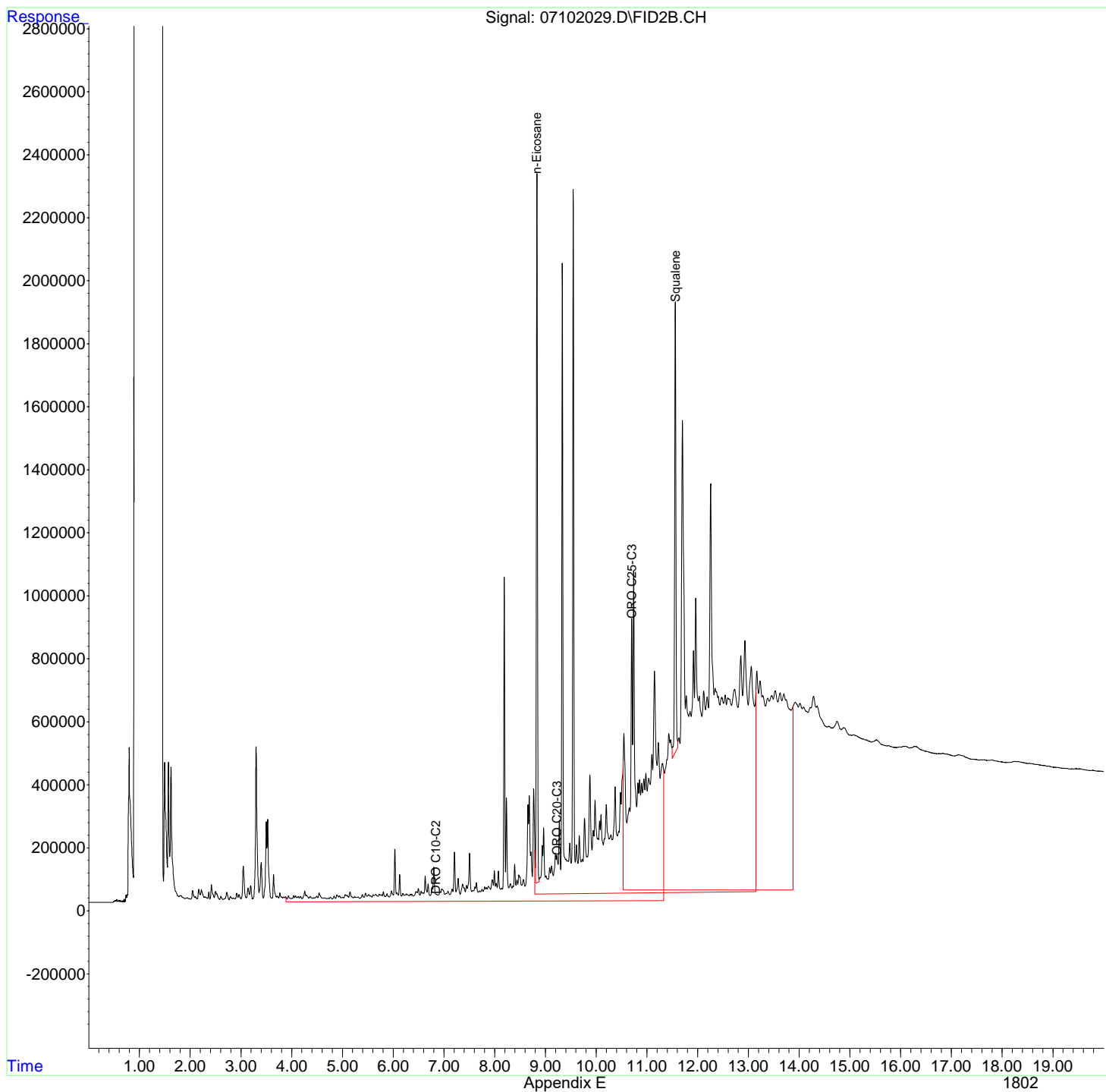
(f)=RT Delta > 1/2 Window

(m)=manual int.

Data Path : R:\2\DATA\071020\  
Data File : 07102029.D  
Signal(s) : FID2B.CH  
Acq On : 11 Jul 2020 1:20 am  
Operator : GCSVOC-Dhiren  
Sample : 2006481-024A  
Misc :  
ALS Vial : 26 Sample Multiplier: 1

Integration File: EVENTS.E  
Quant Time: Jul 14 09:17:53 2020  
Quant Method : Z:\HPCHEM\2\METHODS\022820DRO-ORO.M  
Quant Title : DRO-ORO 09-09-15 DRO/ORO  
QLast Update : Fri Feb 28 16:32:12 2020  
Response via : Initial Calibration  
Integrator: ChemStation 6890 Scale Mode: Large solvent peaks clipped

Volume Inj. :  
Signal Phase :  
Signal Info :



Data Path : R:\2\DATA\071020\  
 Data File : 07102030.D  
 Signal(s) : FID2B.CH  
 Acq On : 11 Jul 2020 1:47 am  
 Operator : GCSVOC-Dhiren  
 Sample : 2006481-025A  
 Misc :  
 ALS Vial : 27 Sample Multiplier: 1

Integration File: EVENTS.E  
 Quant Time: Jul 13 16:09:04 2020  
 Quant Method : Z:\HPCHEM\2\METHODS\022820DRO-ORO.M  
 Quant Title : DRO-ORO 09-09-15 DRO/ORO  
 QLast Update : Fri Feb 28 16:32:12 2020  
 Response via : Initial Calibration  
 Integrator: ChemStation 6890 Scale Mode: Large solvent peaks clipped

Volume Inj. :  
 Signal Phase :  
 Signal Info :

Compound	R.T.	Response	Conc	Units
-----				
System Monitoring Compounds				
4) S n-Eicosane	8.832	35734640	18.644	ug/mL
8) S1 Squalene	11.558	25517754	15.391	ug/mL
Target Compounds				
1) H DRO C10-C20	0.000	0	N.D.	ug/mL
2) H DRO C10-C25	0.000	0	N.D.	ug/mL
3) H DRO C10-C28	0.000	0	N.D.	ug/mL
5) H1 ORO C20-C34	0.000	0	N.D.	ug/mL
6) H1 ORO C25-C36	0.000	0	N.D.	ug/mL
7) H1 DRO C10-C36	0.000	0	N.D.	ug/mL
-----				

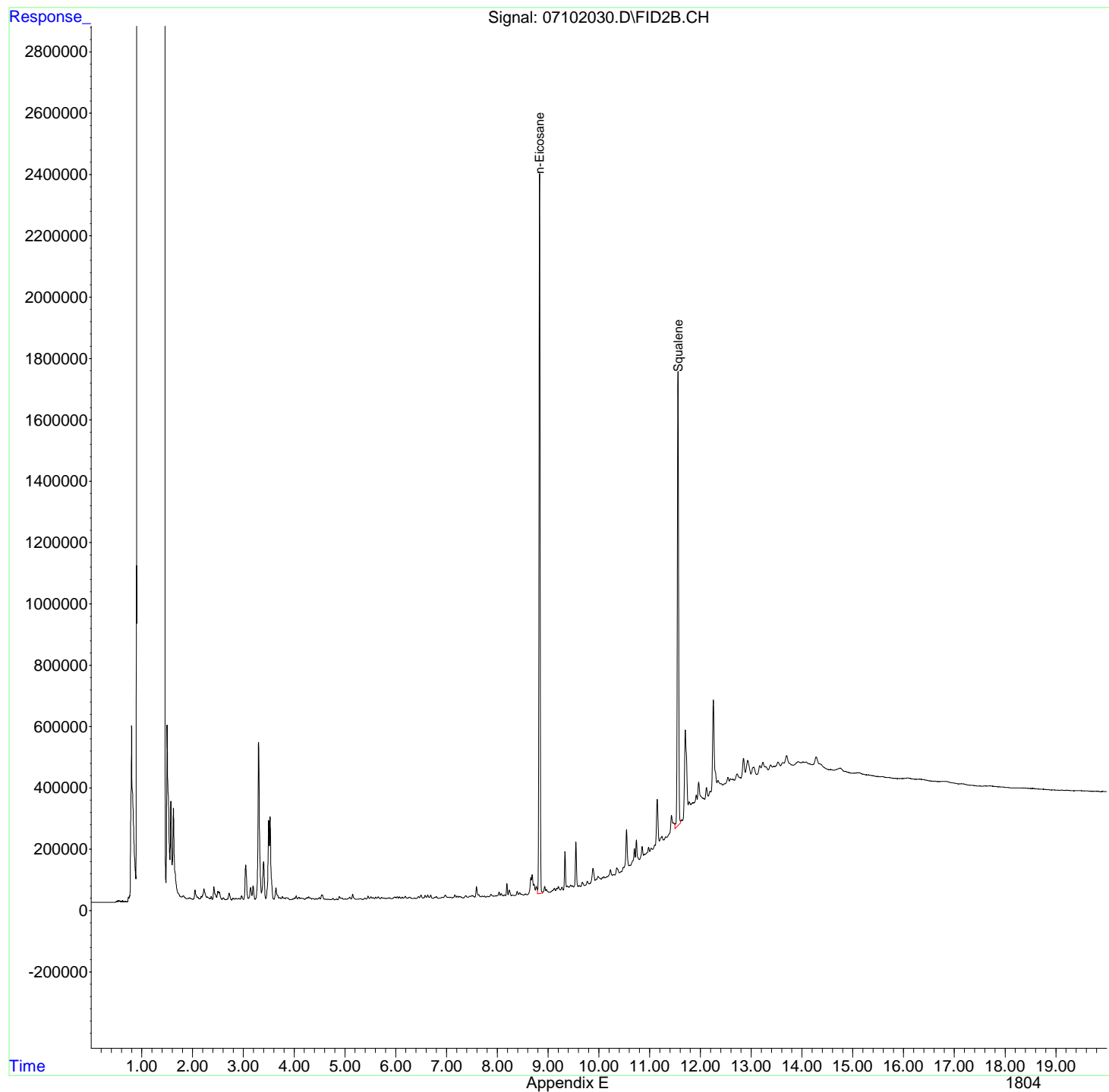
(f)=RT Delta > 1/2 Window

(m)=manual int.

Data Path : R:\2\DATA\071020\  
Data File : 07102030.D  
Signal(s) : FID2B.CH  
Acq On : 11 Jul 2020 1:47 am  
Operator : GCSVOC-Dhiren  
Sample : 2006481-025A  
Misc :  
ALS Vial : 27 Sample Multiplier: 1

Integration File: EVENTS.E  
Quant Time: Jul 13 16:09:04 2020  
Quant Method : Z:\HPCHEM\2\METHODS\022820DRO-ORO.M  
Quant Title : DRO-ORO 09-09-15 DRO/ORO  
QLast Update : Fri Feb 28 16:32:12 2020  
Response via : Initial Calibration  
Integrator: ChemStation 6890 Scale Mode: Large solvent peaks clipped

Volume Inj. :  
Signal Phase :  
Signal Info :





Data Path : R:\2\DATA\071020\  
 Data File : 07102031.D  
 Signal(s) : FID2B.CH  
 Acq On : 11 Jul 2020 2:15 am  
 Operator : GCSVOC-Dhiren  
 Sample : 2006481-025AMS  
 Misc :  
 ALS Vial : 28 Sample Multiplier: 1

Integration File: EVENTS.E  
 Quant Time: Jul 14 09:19:50 2020  
 Quant Method : Z:\HPCHEM\2\METHODS\022820DRO-ORO.M  
 Quant Title : DRO-ORO 09-09-15 DRO/ORO  
 QLast Update : Fri Feb 28 16:32:12 2020  
 Response via : Initial Calibration  
 Integrator: ChemStation 6890 Scale Mode: Large solvent peaks clipped

Volume Inj. :  
 Signal Phase :  
 Signal Info :

Compound	R.T.	Response	Conc Units
-----			
System Monitoring Compounds			
4) S n-Eicosane	8.831	35878635	18.721 ug/mLm
8) S1 Squalene	11.558	21206330	12.663 ug/mL
Target Compounds			
1) H DRO C10-C20	5.050	967007230	633.220 ug/mLm
2) H DRO C10-C25	5.150	1308934500	741.043 ug/mLm
3) H DRO C10-C28	6.850	1495770563	823.752 ug/mLm
5) H1 ORO C20-C34	9.230	865892661	714.309 ug/mLm
6) H1 ORO C25-C36	10.700	749992625	485.576 ug/mLm
7) H1 DRO C10-C36	0.000	0	N.D. ug/mL
-----			

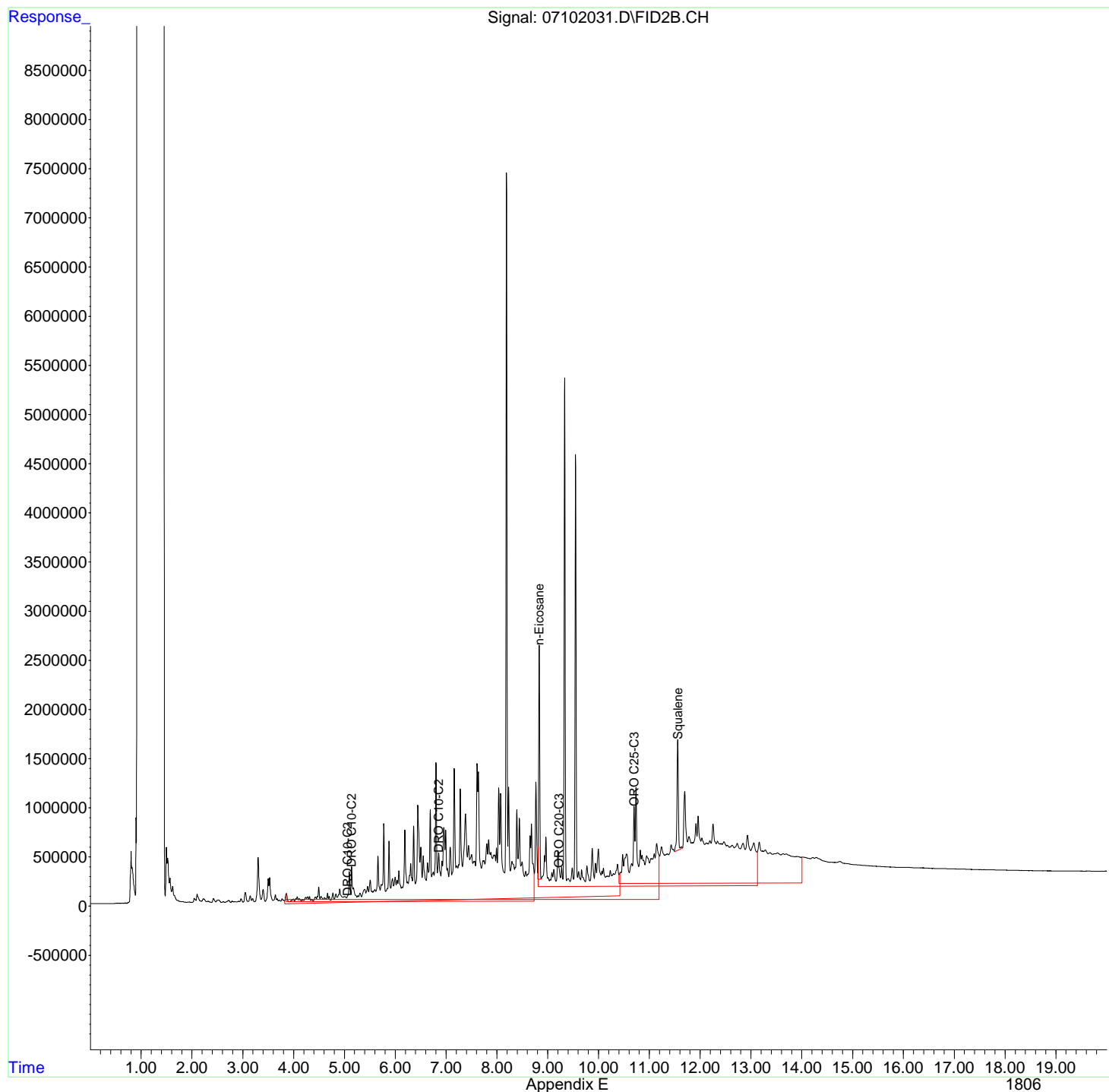
(f)=RT Delta > 1/2 Window

(m)=manual int.

Data Path : R:\2\DATA\071020\  
Data File : 07102031.D  
Signal(s) : FID2B.CH  
Acq On : 11 Jul 2020 2:15 am  
Operator : GCSVOC-Dhiren  
Sample : 2006481-025AMS  
Misc :  
ALS Vial : 28 Sample Multiplier: 1

Integration File: EVENTS.E  
Quant Time: Jul 14 09:19:50 2020  
Quant Method : Z:\HPCHEM\2\METHODS\022820DRO-ORO.M  
Quant Title : DRO-ORO 09-09-15 DRO/ORO  
QLast Update : Fri Feb 28 16:32:12 2020  
Response via : Initial Calibration  
Integrator: ChemStation 6890 Scale Mode: Large solvent peaks clipped

Volume Inj. :  
Signal Phase :  
Signal Info :



Data Path : R:\2\DATA\071020\  
 Data File : 07102032.D  
 Signal(s) : FID2B.CH  
 Acq On : 11 Jul 2020 2:42 am  
 Operator : GCSVOC-Dhiren  
 Sample : 2006481-025AMSD  
 Misc :  
 ALS Vial : 29 Sample Multiplier: 1

Integration File: EVENTS.E  
 Quant Time: Jul 14 09:20:48 2020  
 Quant Method : Z:\HPCHEM\2\METHODS\022820DRO-ORO.M  
 Quant Title : DRO-ORO 09-09-15 DRO/ORO  
 QLast Update : Fri Feb 28 16:32:12 2020  
 Response via : Initial Calibration  
 Integrator: ChemStation 6890 Scale Mode: Large solvent peaks clipped

Volume Inj. :  
 Signal Phase :  
 Signal Info :

Compound	R.T.	Response	Conc Units
-----			
System Monitoring Compounds			
4) S n-Eicosane	8.831	42041653	22.041 ug/mLm
8) S1 Squalene	11.558	29529203	17.930 ug/mL
Target Compounds			
1) H DRO C10-C20	5.050	807377853	525.997 ug/mLm
2) H DRO C10-C25	5.150	1019882557	574.703 ug/mLm
3) H DRO C10-C28	6.850	1156893148	632.844 ug/mLm
5) H1 ORO C20-C34	9.230	875242002	723.014 ug/mLm
6) H1 ORO C25-C36	10.700	959114904	649.347 ug/mLm
7) H1 DRO C10-C36	0.000	0	N.D. ug/mL
-----			

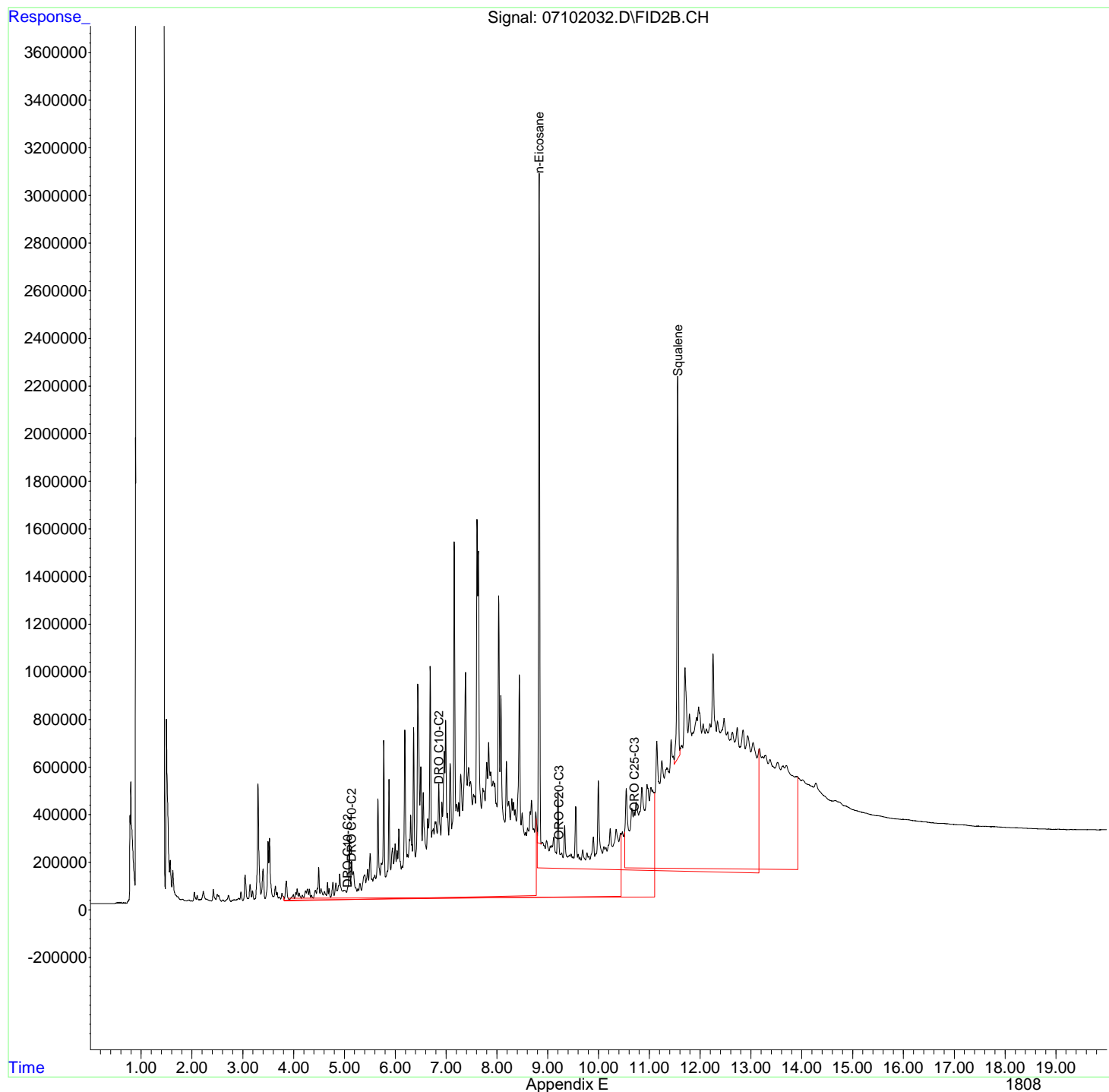
(f)=RT Delta > 1/2 Window

(m)=manual int.

Data Path : R:\2\DATA\071020\  
Data File : 07102032.D  
Signal(s) : FID2B.CH  
Acq On : 11 Jul 2020 2:42 am  
Operator : GCSVOC-Dhiren  
Sample : 2006481-025AMSD  
Misc :  
ALS Vial : 29 Sample Multiplier: 1

Integration File: EVENTS.E  
Quant Time: Jul 14 09:20:48 2020  
Quant Method : Z:\HPCHEM\2\METHODS\022820DRO-ORO.M  
Quant Title : DRO-ORO 09-09-15 DRO/ORO  
QLast Update : Fri Feb 28 16:32:12 2020  
Response via : Initial Calibration  
Integrator: ChemStation 6890 Scale Mode: Large solvent peaks clipped

Volume Inj. :  
Signal Phase :  
Signal Info :



Data Path : R:\2\DATA\071020\  
 Data File : 07102034.D  
 Signal(s) : FID2B.CH  
 Acq On : 11 Jul 2020 3:37 am  
 Operator : GCSVOC-Dhiren  
 Sample : 2006481-007A  
 Misc :  
 ALS Vial : 31 Sample Multiplier: 1

Integration File: EVENTS.E  
 Quant Time: Jul 14 09:13:39 2020  
 Quant Method : Z:\HPCHEM\2\METHODS\022820DRO-ORO.M  
 Quant Title : DRO-ORO 09-09-15 DRO/ORO  
 QLast Update : Fri Feb 28 16:32:12 2020  
 Response via : Initial Calibration  
 Integrator: ChemStation 6890 Scale Mode: Large solvent peaks clipped

Volume Inj. :  
 Signal Phase :  
 Signal Info :

Compound	R.T.	Response	Conc Units
-----			
System Monitoring Compounds			
4) S n-Eicosane	8.832	7452281	3.410 ug/mL
8) S1 Squalene	11.559	6026030	3.057 ug/mLm
Target Compounds			
1) H DRO C10-C20	0.000	0	N.D. ug/mL
2) H DRO C10-C25	0.000	0	N.D. ug/mL
3) H DRO C10-C28	6.850	735183281	395.272 ug/mLm
5) H1 ORO C20-C34	9.230	1160492639	988.598 ug/mLm
6) H1 ORO C25-C36	10.700	1329842418	939.677 ug/mLm
7) H1 DRO C10-C36	0.000	0	N.D. ug/mL
-----			

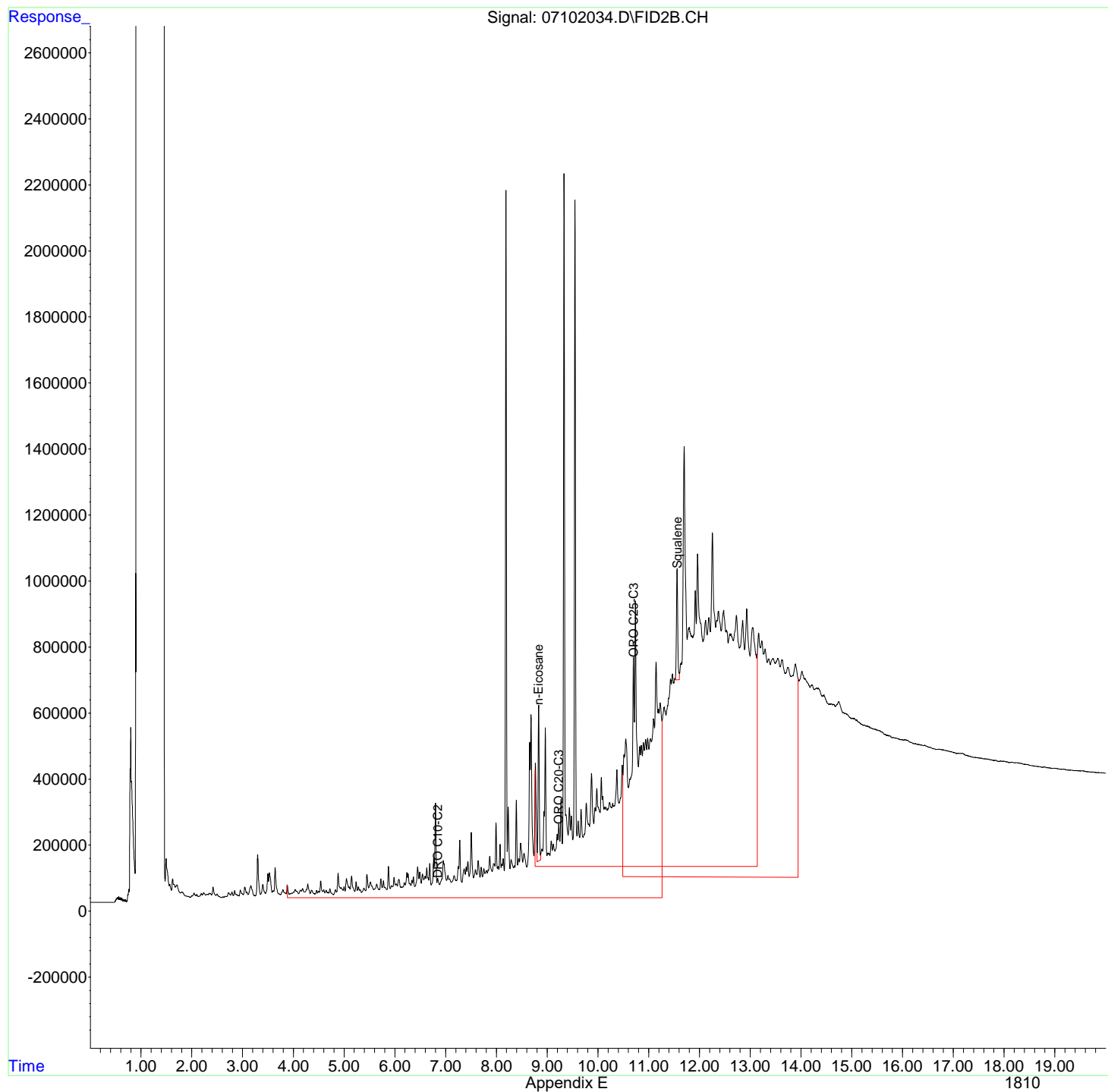
(f)=RT Delta > 1/2 Window

(m)=manual int.

Data Path : R:\2\DATA\071020\  
Data File : 07102034.D  
Signal(s) : FID2B.CH  
Acq On : 11 Jul 2020 3:37 am  
Operator : GCSVOC-Dhiren  
Sample : 2006481-007A  
Misc :  
ALS Vial : 31 Sample Multiplier: 1

Integration File: EVENTS.E  
Quant Time: Jul 14 09:13:39 2020  
Quant Method : Z:\HPCHEM\2\METHODS\022820DRO-ORO.M  
Quant Title : DRO-ORO 09-09-15 DRO/ORO  
QLast Update : Fri Feb 28 16:32:12 2020  
Response via : Initial Calibration  
Integrator: ChemStation 6890 Scale Mode: Large solvent peaks clipped

Volume Inj. :  
Signal Phase :  
Signal Info :



Data Path : R:\2\DATA\071020\  
 Data File : 07102035.D  
 Signal(s) : FID2B.CH  
 Acq On : 11 Jul 2020 4:05 am  
 Operator : GCSVOC-Dhiren  
 Sample : CCB-071020-2  
 Misc :  
 ALS Vial : 2 Sample Multiplier: 1

Integration File: EVENTS.E  
 Quant Time: Jul 13 15:52:59 2020  
 Quant Method : Z:\HPCHEM\2\METHODS\022820DRO-ORO.M  
 Quant Title : DRO-ORO 09-09-15 DRO/ORO  
 QLast Update : Fri Feb 28 16:32:12 2020  
 Response via : Initial Calibration  
 Integrator: ChemStation 6890 Scale Mode: Large solvent peaks clipped

Volume Inj. :  
 Signal Phase :  
 Signal Info :

Compound	R.T.	Response	Conc	Units
-----				
System Monitoring Compounds				
4) S n-Eicosane	8.831	31352710	16.284	ug/mL
8) S1 Squalene	11.557	20636580	12.303	ug/mLm
Target Compounds				
1) H DRO C10-C20	0.000	0	N.D.	ug/mL
2) H DRO C10-C25	0.000	0	N.D.	ug/mL
3) H DRO C10-C28	0.000	0	N.D.	ug/mL
5) H1 ORO C20-C34	0.000	0	N.D.	ug/mL
6) H1 ORO C25-C36	0.000	0	N.D.	ug/mL
7) H1 DRO C10-C36	0.000	0	N.D.	ug/mL
-----				

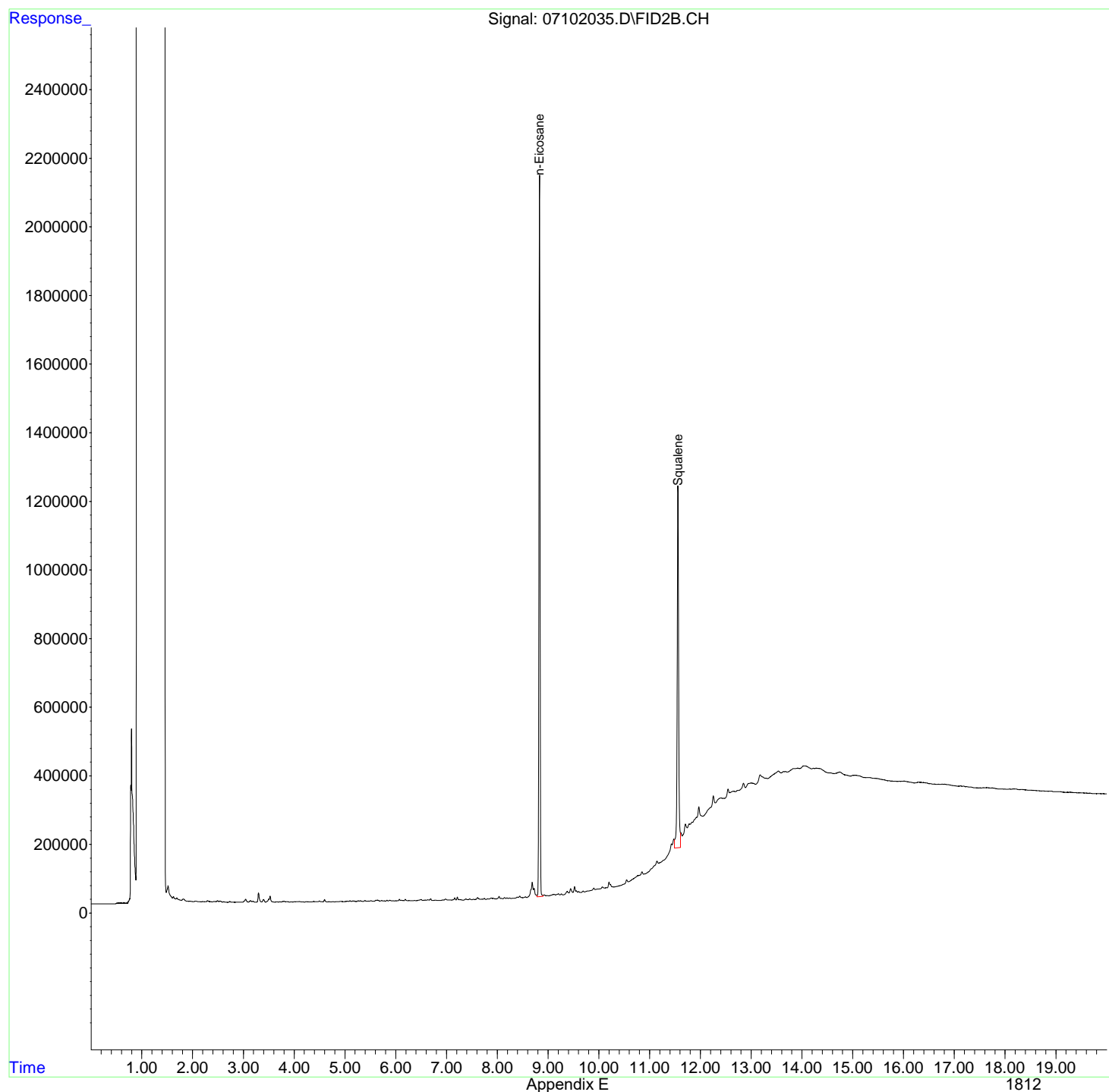
(f)=RT Delta > 1/2 Window

(m)=manual int.

Data Path : R:\2\DATA\071020\  
Data File : 07102035.D  
Signal(s) : FID2B.CH  
Acq On : 11 Jul 2020 4:05 am  
Operator : GCSVOC-Dhiren  
Sample : CCB-071020-2  
Misc :  
ALS Vial : 2 Sample Multiplier: 1

Integration File: EVENTS.E  
Quant Time: Jul 13 15:52:59 2020  
Quant Method : Z:\HPCHEM\2\METHODS\022820DRO-ORO.M  
Quant Title : DRO-ORO 09-09-15 DRO/ORO  
QLast Update : Fri Feb 28 16:32:12 2020  
Response via : Initial Calibration  
Integrator: ChemStation 6890 Scale Mode: Large solvent peaks clipped

Volume Inj. :  
Signal Phase :  
Signal Info :





Data Path : R:\2\DATA\071020\  
 Data File : 07102036.D  
 Signal(s) : FID2B.CH  
 Acq On : 11 Jul 2020 4:32 am  
 Operator : GCSVOC-Dhiren  
 Sample : CCV-DRO-071020-2  
 Misc :  
 ALS Vial : 4 Sample Multiplier: 1

Integration File: EVENTS.E  
 Quant Time: Jul 14 09:11:51 2020  
 Quant Method : Z:\HPCHEM\2\METHODS\022820DRO-ORO.M  
 Quant Title : DRO-ORO 09-09-15 DRO/ORO  
 QLast Update : Fri Feb 28 16:32:12 2020  
 Response via : Initial Calibration  
 Integrator: ChemStation 6890 Scale Mode: Large solvent peaks clipped

Volume Inj. :  
 Signal Phase :  
 Signal Info :

Min. RRF : 0.000 Min. Rel. Area : 50% Max. R.T. Dev 0.50min  
 Max. RRF Dev : 15% Max. Rel. Area : 150%

	Compound	Amount	Calc.	%Dev	Area%	Dev (Min)
1 H	DRO C10-C20	1000.000	1098.123	-9.8	0	0.00
2 H	DRO C10-C25	1000.000	999.281	0.1	0	0.00
3 H	DRO C10-C28	1000.000	992.238	0.8	0	0.00
5 H1	ORO C20-C34	1000.000	-94.203	109.4#	0	-9.23#
6 H1	ORO C25-C36	1000.000	-103.720	110.4#	0	-10.70#
7 H1	DRO C10-C36	1000.000	1151.190	-15.1#	0	0.00
8 S1	Squalene	20.000	17.496	12.5	0	0.00

Evaluate Continuing Calibration Report - Not Found

4 S	n-Eicosane	10.000	0.000	100.0#	0	-8.83#
5 H1	ORO C20-C34	1000.000	-94.203	109.4#	0	-9.23#
6 H1	ORO C25-C36	1000.000	-103.720	110.4#	0	-10.70#

(#) = Out of Range

SPCC's out = 0 CCC's out = 0

Data Path : R:\2\DATA\071020\  
 Data File : 07102036.D  
 Signal(s) : FID2B.CH  
 Acq On : 11 Jul 2020 4:32 am  
 Operator : GCSVOC-Dhiren  
 Sample : CCV-DRO-071020-2  
 Misc :  
 ALS Vial : 4 Sample Multiplier: 1

Integration File: EVENTS.E  
 Quant Time: Jul 14 09:11:51 2020  
 Quant Method : Z:\HPCHEM\2\METHODS\022820DRO-ORO.M  
 Quant Title : DRO-ORO 09-09-15 DRO/ORO  
 QLast Update : Fri Feb 28 16:32:12 2020  
 Response via : Initial Calibration  
 Integrator: ChemStation 6890 Scale Mode: Large solvent peaks clipped

Volume Inj. :  
 Signal Phase :  
 Signal Info :

Compound	R.T.	Response	Conc	Units
-----				
System Monitoring Compounds				
4) S n-Eicosane	0.000	0	N.D.	ug/mL
8) S1 Squalene	11.558	28843605	17.496	ug/mLm
Target Compounds				
1) H DRO C10-C20	5.050	1659137927	1098.123	ug/mLm
2) H DRO C10-C25	5.150	1757678972	999.281	ug/mLm
3) H DRO C10-C28	6.850	1794847462	992.238	ug/mLm
5) H1 ORO C20-C34	0.000	0	N.D.	ug/mL
6) H1 ORO C25-C36	0.000	0	N.D.	ug/mL
7) H1 DRO C10-C36	8.400	2186801453	1151.190	ug/mLm
-----				

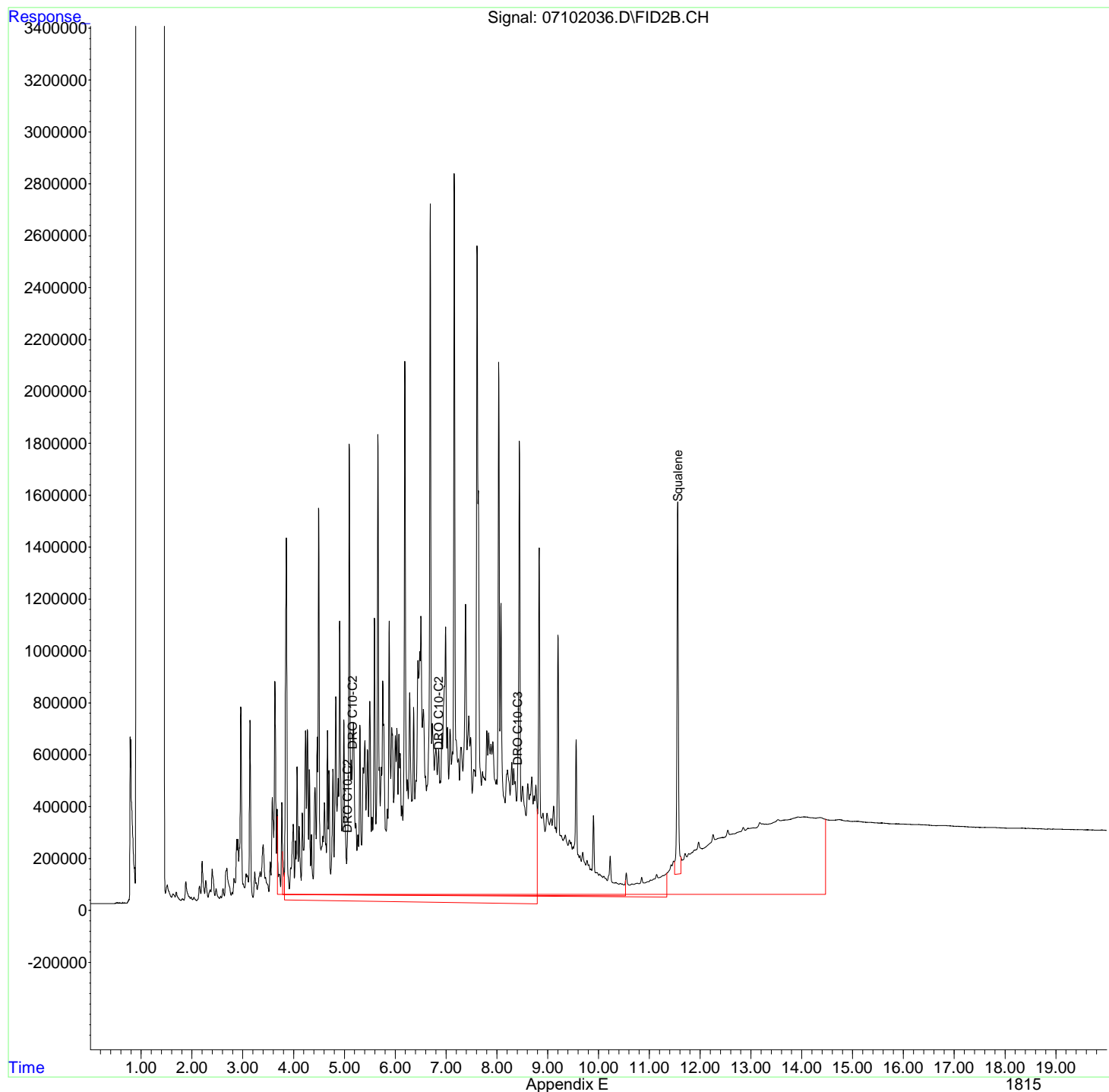
(f)=RT Delta > 1/2 Window

(m)=manual int.

Data Path : R:\2\DATA\071020\  
Data File : 07102036.D  
Signal(s) : FID2B.CH  
Acq On : 11 Jul 2020 4:32 am  
Operator : GCSVOC-Dhiren  
Sample : CCV-DRO-071020-2  
Misc :  
ALS Vial : 4 Sample Multiplier: 1

Integration File: EVENTS.E  
Quant Time: Jul 14 09:11:51 2020  
Quant Method : Z:\HPCHEM\2\METHODS\022820DRO-ORO.M  
Quant Title : DRO-ORO 09-09-15 DRO/ORO  
QLast Update : Fri Feb 28 16:32:12 2020  
Response via : Initial Calibration  
Integrator: ChemStation 6890 Scale Mode: Large solvent peaks clipped

Volume Inj. :  
Signal Phase :  
Signal Info :



Data Path : R:\2\DATA\071020\  
Data File : 07102037.D  
Signal(s) : FID2B.CH  
Acq On : 11 Jul 2020 4:59 am  
Operator : GCSVOC-Dhiren  
Sample : CCV-ORO-071020-2  
Misc :  
ALS Vial : 6 Sample Multiplier: 1

Integration File: EVENTS.E  
Quant Time: Jul 14 09:10:01 2020  
Quant Method : Z:\HPCHEM\2\METHODS\022820DRO-ORO.M  
Quant Title : DRO-ORO 09-09-15 DRO/ORO  
QLast Update : Fri Feb 28 16:32:12 2020  
Response via : Initial Calibration  
Integrator: ChemStation 6890 Scale Mode: Large solvent peaks clipped

Volume Inj. :  
Signal Phase :  
Signal Info :

Min. RRF : 0.000 Min. Rel. Area : 50% Max. R.T. Dev 0.50min  
Max. RRF Dev : 15% Max. Rel. Area : 150%

	Compound	Amount	Calc.	%Dev	Area%	Dev (Min)
1 H	DRO C10-C20	1000.000	-16.229	101.6#	0	-5.05#
2 H	DRO C10-C25	1000.000	-12.131	101.2#	0	-5.15#
3 H	DRO C10-C28	1000.000	-18.823	101.9#	0	-6.85#
4 S	n-Eicosane	10.000	11.884	-18.8#	0	0.00
5 H1	ORO C20-C34	1000.000	782.774	21.7#	0	0.00
6 H1	ORO C25-C36	1000.000	692.946	30.7#	0	0.00
7 H1	DRO C10-C36	1000.000	-110.767	111.1#	0	-8.40#

Evaluate Continuing Calibration Report - Not Found

8 S1	Squalene	20.000	0.000	100.0#	0	-11.56#
------	----------	--------	-------	--------	---	---------

(#) = Out of Range

SPCC's out = 0 CCC's out = 0

Data Path : R:\2\DATA\071020\  
 Data File : 07102037.D  
 Signal(s) : FID2B.CH  
 Acq On : 11 Jul 2020 4:59 am  
 Operator : GCSVOC-Dhiren  
 Sample : CCV-ORO-071020-2  
 Misc :  
 ALS Vial : 6 Sample Multiplier: 1

Integration File: EVENTS.E  
 Quant Time: Jul 14 09:10:01 2020  
 Quant Method : Z:\HPCHEM\2\METHODS\022820DRO-ORO.M  
 Quant Title : DRO-ORO 09-09-15 DRO/ORO  
 QLast Update : Fri Feb 28 16:32:12 2020  
 Response via : Initial Calibration  
 Integrator: ChemStation 6890 Scale Mode: Large solvent peaks clipped

Volume Inj. :  
 Signal Phase :  
 Signal Info :

Compound	R.T.	Response	Conc Units
-----			
System Monitoring Compounds			
4) S n-Eicosane	8.831	23184823	11.884 ug/mLm
8) S1 Squalene	0.000	0	N.D. ug/mL
Target Compounds			
1) H DRO C10-C20	0.000	0	N.D. ug/mL
2) H DRO C10-C25	0.000	0	N.D. ug/mL
3) H DRO C10-C28	0.000	0	N.D. ug/mL
5) H1 ORO C20-C34	9.230	939427379	782.774 ug/mLm
6) H1 ORO C25-C36	10.700	1014787752	692.946 ug/mLm
7) H1 DRO C10-C36	0.000	0	N.D. ug/mL
-----			

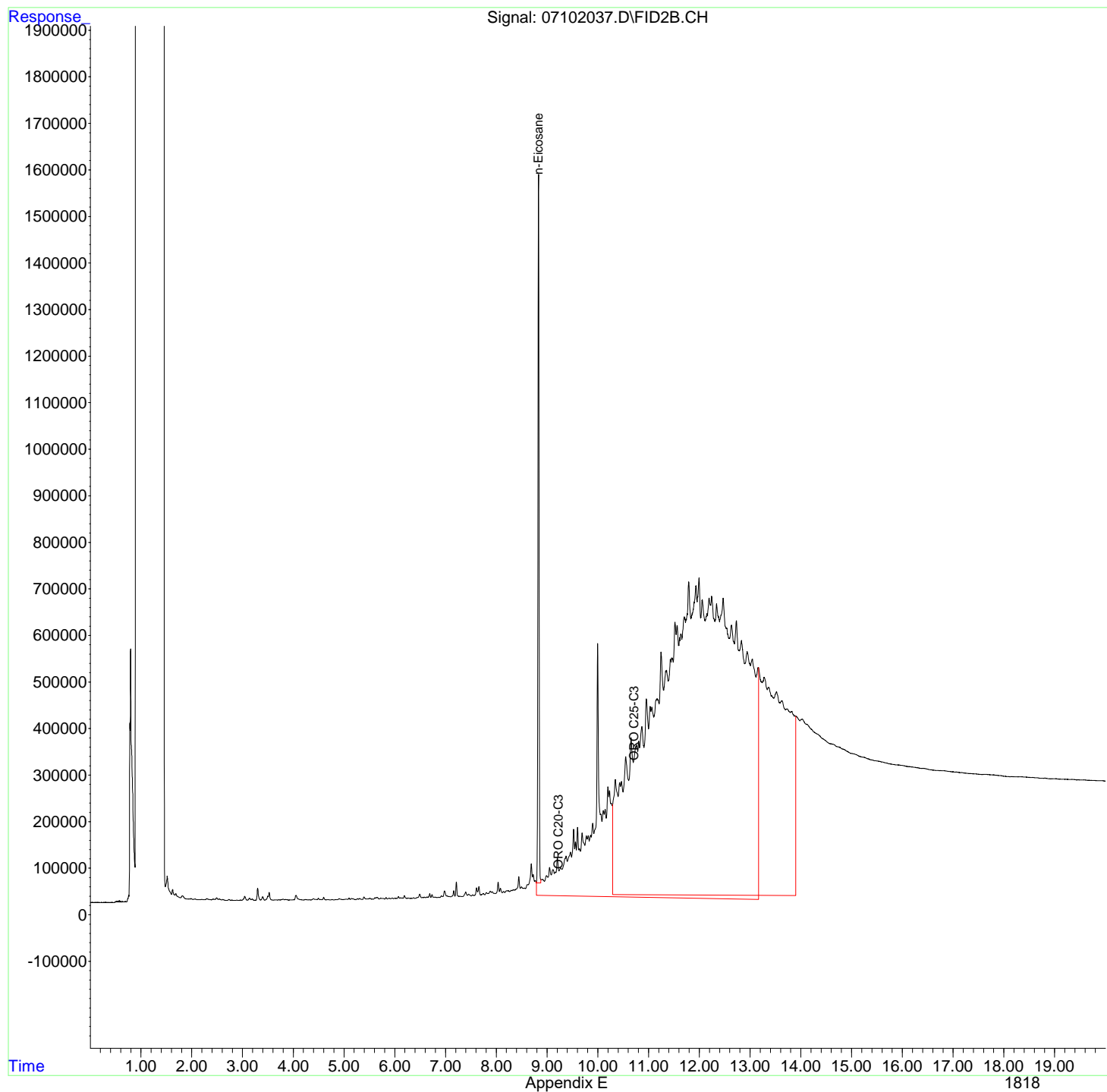
(f)=RT Delta > 1/2 Window

(m)=manual int.

Data Path : R:\2\DATA\071020\  
Data File : 07102037.D  
Signal(s) : FID2B.CH  
Acq On : 11 Jul 2020 4:59 am  
Operator : GCSVOC-Dhiren  
Sample : CCV-ORO-071020-2  
Misc :  
ALS Vial : 6 Sample Multiplier: 1

Integration File: EVENTS.E  
Quant Time: Jul 14 09:10:01 2020  
Quant Method : Z:\HPCHEM\2\METHODS\022820DRO-ORO.M  
Quant Title : DRO-ORO 09-09-15 DRO/ORO  
QLast Update : Fri Feb 28 16:32:12 2020  
Response via : Initial Calibration  
Integrator: ChemStation 6890 Scale Mode: Large solvent peaks clipped

Volume Inj. :  
Signal Phase :  
Signal Info :



Data Directory: R:\2\DATA\071520\

SampleName	MiscInfo	Vial	Multiplier	Injection Time
1) 0715200A.D PRIME		100	1.000	15 Jul 2020 8:31 am
2) 0715201B.D PRIME		100	1.000	15 Jul 2020 8:58 am
3) 0715202C.D PRIME		100	1.000	15 Jul 2020 9:25 am
4) 07152001.D RTX-071520		1	1.000	15 Jul 2020 9:53 am
5) 07152002.D CCB-071520	Data not used	2	1.000	15 Jul 2020 10:20 am
6) 07152003.D CRQL-DRO-071520		3	1.000	15 Jul 2020 10:48 am
7) 07152004.D CCV-DRO-071520		4	1.000	15 Jul 2020 11:15 am
8) 07152005.D CRQL-ORO-071520		5	1.000	15 Jul 2020 11:43 am
9) 07152006.D CCV-ORO-071520	Data not used	6	1.000	15 Jul 2020 12:10 pm
10) 07152007.D CCB-071520A	New prep	2	1.000	15 Jul 2020 12:38 pm
11) 07152008.D CCV-ORO-071520A	New prep	6	1.000	15 Jul 2020 1:05 pm
12) 07152009.D CCV-ORO-071520B	New prep	7	1.000	15 Jul 2020 1:33 pm
13) 07152010.D MB-52040		8	1.000	15 Jul 2020 2:00 pm
14) 07152011.D LCS-DRO		9	1.000	15 Jul 2020 2:28 pm
15) 07152012.D LCS-ORO		10	1.000	15 Jul 2020 2:56 pm
16) 07152013.D 2006211-014A		11	1.000	15 Jul 2020 3:23 pm
17) 07152014.D 2006219-009A		12	1.000	15 Jul 2020 3:51 pm
18) 07152015.D 2006219-010A		13	1.000	15 Jul 2020 4:19 pm
19) 07152016.D 2006244-011A		14	1.000	15 Jul 2020 4:47 pm
20) 07152017.D 2006244-012A		15	1.000	15 Jul 2020 5:14 pm
21) 07152018.D 2006244-012AMS		16	1.000	15 Jul 2020 5:42 pm

22) 07152019.D 2006244-012AMSD	17	1.000	15 Jul 2020	6:09 pm
23) 07152020.D 2006244-013A	18	1.000	15 Jul 2020	6:37 pm
24) 07152021.D 2006244-017A	19	1.000	15 Jul 2020	7:04 pm
25) 07152022.D 2006211-015A	20	1.000	15 Jul 2020	7:32 pm
26) 07152023.D 2006481-018A Reinject	21	1.000	15 Jul 2020	7:59 pm
27) 07152024.D 2006479-007A Reinjet	22	1.000	15 Jul 2020	8:27 pm
28) 07152025.D CCB-071520-1	2	1.000	15 Jul 2020	8:54 pm
29) 07152026.D CCV-DRO-071520-1	4	1.000	15 Jul 2020	9:22 pm
30) 07152027.D CCV-ORO-071520-1	6	1.000	15 Jul 2020	9:49 pm
31) 07152028.D 2006219-010A Reinjection to confi	13	1.000	15 Jul 2020	10:16 pm
32) 07152029.D CCB-071520-2	2	1.000	15 Jul 2020	10:44 pm
33) 07152030.D CCV-DRO-071520-2	4	1.000	15 Jul 2020	11:11 pm
34) 07152031.D CCV-ORO-071520-2	6	1.000	15 Jul 2020	11:39 pm



Data Path : R:\2\DATA\071520\  
 Data File : 07152001.D  
 Signal(s) : FID2B.CH  
 Acq On : 15 Jul 2020 9:53 am  
 Operator : GCSVOC-Dhiren  
 Sample : RTX-071520  
 Misc :  
 ALS Vial : 1 Sample Multiplier: 1

Integration File: EVENTS.E  
 Quant Time: Jul 15 10:17:48 2020  
 Quant Method : Z:\HPCHEM\2\METHODS\C10-40.M  
 Quant Title : Retention Time C8-40  
 QLast Update : Wed Dec 18 10:37:38 2019  
 Response via : Initial Calibration  
 Integrator: ChemStation 6890 Scale Mode: Large solvent peaks clipped

Volume Inj. :  
 Signal Phase :  
 Signal Info :

	Compound	R.T.	Response	Conc Units
-----				
Target	Compounds			
1)	C8	2.392	167669309	2.048 ug/mL
2)	C10	3.838	163896516	138.313 ug/mL
3)	C12	5.094	164061528	142.436 ug/mL
4)	C14	6.187	164943950	145.413 ug/mL
5)	C16	7.159	167412175	150.636 ug/mL
6)	C18	8.035	170513833	154.502 ug/mL
7)	C20	8.830	172307350	155.723 ug/mL
8)	C22	9.558	175235164	155.346 ug/mL
9)	C24	10.228	176472572	152.350 ug/mL
10)	C25	10.544	162474015	156.189 ug/mL
11)	C26	10.849	176385205	147.530 ug/mL
12)	C28	11.425	170694660	137.510 ug/mL
13)	C30	11.969	159254536	128.230 ug/mL
14)	C32	12.542	139628381	117.370 ug/mL
15)	C34	13.174	119055691	107.656 ug/mL
16)	C36	13.922	94311192	102.317 ug/mL
17)	C38	14.897	68446140	97.234 ug/mL
18)	C40	16.286	53825197	104.822 ug/mL
-----				

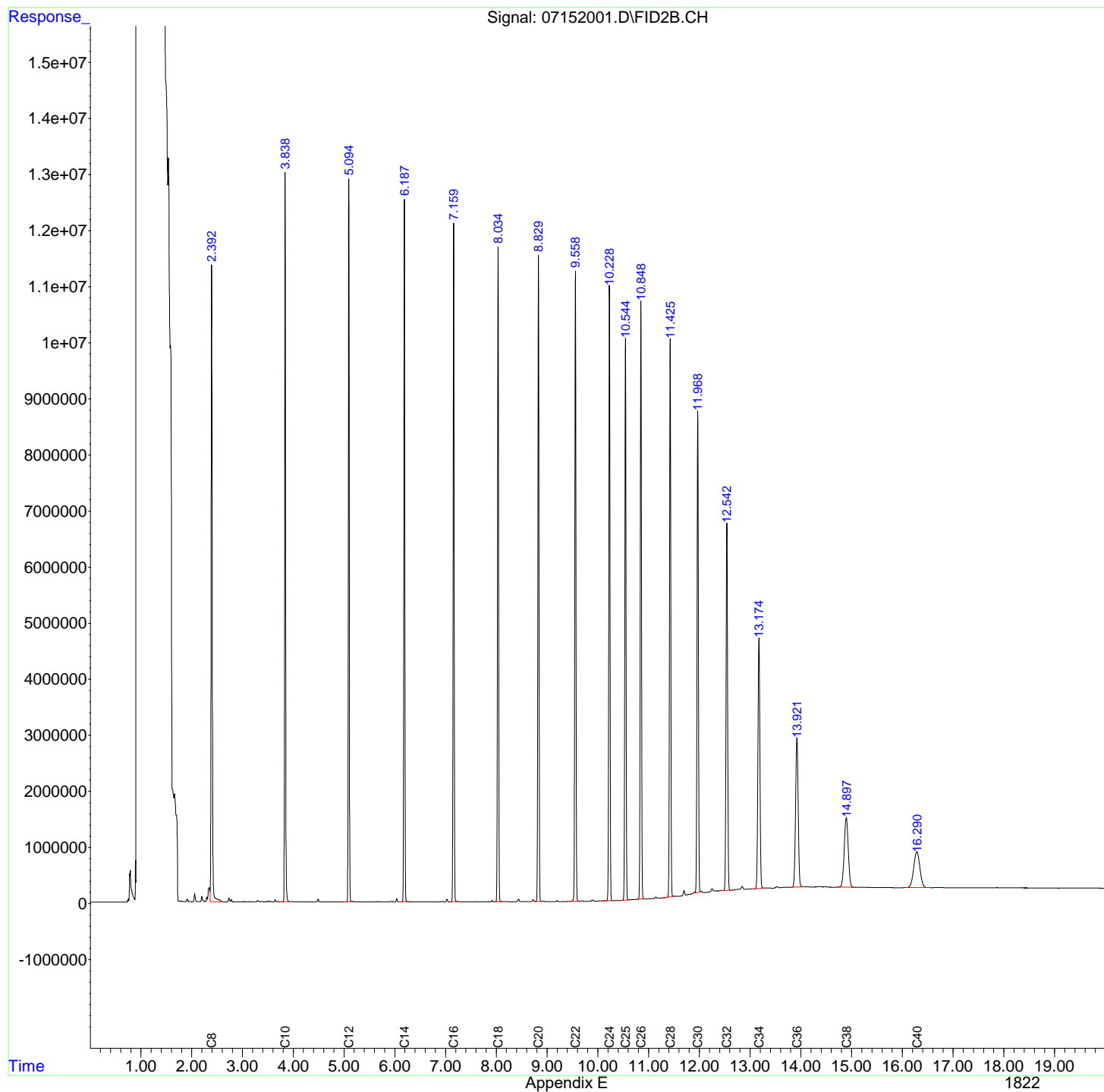
(f)=RT Delta > 1/2 Window

(m)=manual int.

Data Path : R:\2\DATA\071520\  
Data File : 07152001.D  
Signal(s) : FID2B.CH  
Acq On : 15 Jul 2020 9:53 am  
Operator : GCSVOC-Dhiren  
Sample : RTX-071520  
Misc :  
ALS Vial : 1 Sample Multiplier: 1

Integration File: EVENTS.E  
Quant Time: Jul 15 10:17:48 2020  
Quant Method : Z:\HPCHEM\2\METHODS\C10-40.M  
Quant Title : Rentention Time C8-40  
QLast Update : Wed Dec 18 10:37:38 2019  
Response via : Initial Calibration  
Integrator: ChemStation 6890 Scale Mode: Large solvent peaks clipped

Volume Inj. :  
Signal Phase :  
Signal Info :



Data Path : R:\2\DATA\071520\  
 Data File : 07152002.D  
 Signal(s) : FID2B.CH  
 Acq On : 15 Jul 2020 10:20 am  
 Operator : GCSVOC-Dhiren  
 Sample : CCB-071520  
 Misc :  
 ALS Vial : 2 Sample Multiplier: 1

Integration File: EVENTS.E  
 Quant Time: Jul 15 11:06:54 2020  
 Quant Method : Z:\HPCHEM\2\METHODS\022820DRO-ORO.M  
 Quant Title : DRO-ORO 09-09-15 DRO/ORO  
 QLast Update : Fri Feb 28 16:32:12 2020  
 Response via : Initial Calibration  
 Integrator: ChemStation 6890 Scale Mode: Large solvent peaks clipped

Volume Inj. :  
 Signal Phase :  
 Signal Info :

Compound	R.T.	Response	Conc	Units
-----				
System Monitoring Compounds				
4) S n-Eicosane	8.830	24623567	12.659	ug/mL
8) S1 Squalene	11.554	17734069	10.466	ug/mLm
Target Compounds				
1) H DRO C10-C20	0.000	0	N.D.	ug/mL
2) H DRO C10-C25	0.000	0	N.D.	ug/mL
3) H DRO C10-C28	0.000	0	N.D.	ug/mL
5) H1 ORO C20-C34	0.000	0	N.D.	ug/mL
6) H1 ORO C25-C36	0.000	0	N.D.	ug/mL
7) H1 DRO C10-C36	0.000	0	N.D.	ug/mL
-----				

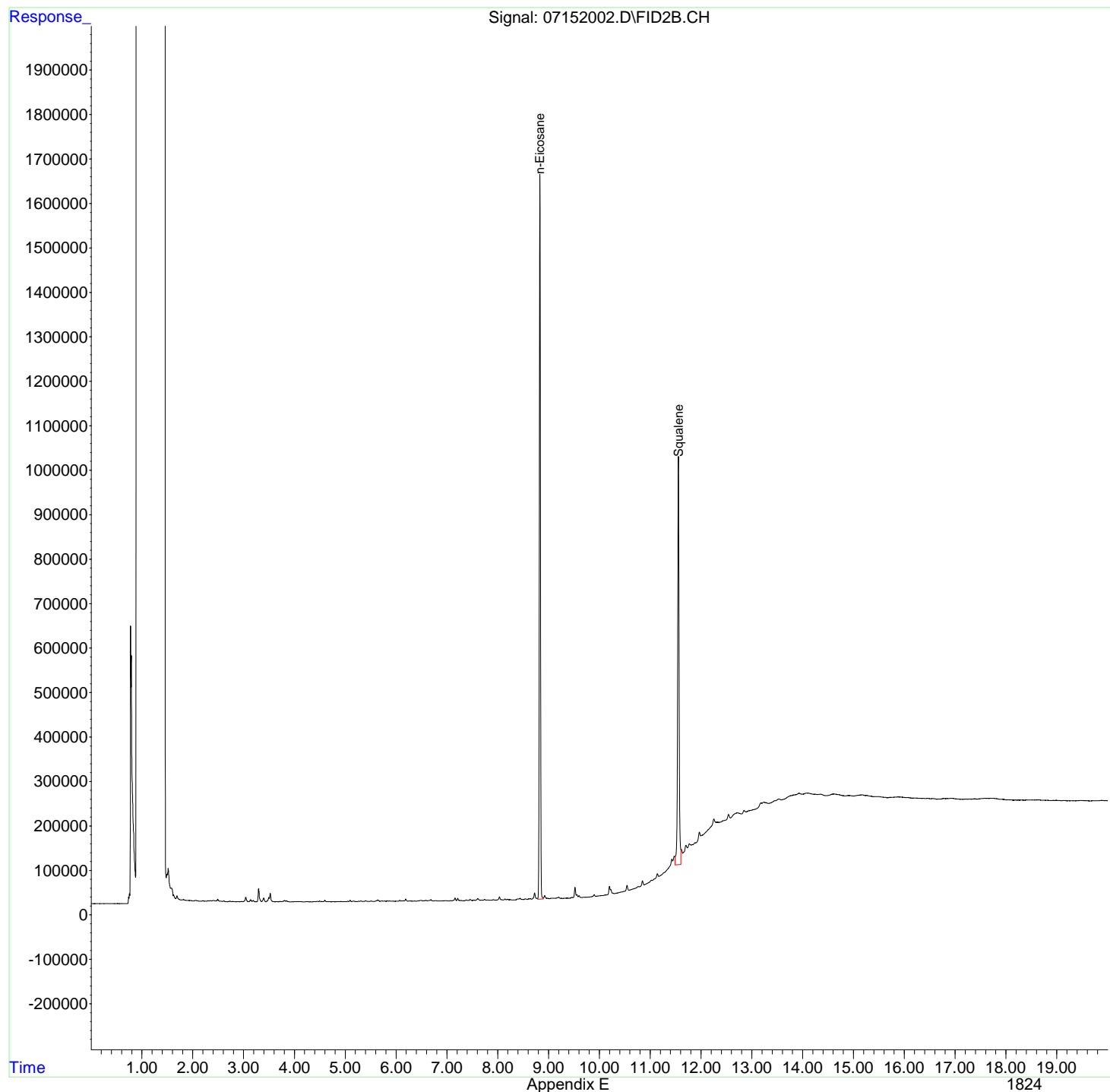
(f)=RT Delta > 1/2 Window

(m)=manual int.

Data Path : R:\2\DATA\071520\  
Data File : 07152002.D  
Signal(s) : FID2B.CH  
Acq On : 15 Jul 2020 10:20 am  
Operator : GCSVOC-Dhiren  
Sample : CCB-071520  
Misc :  
ALS Vial : 2 Sample Multiplier: 1

Integration File: EVENTS.E  
Quant Time: Jul 15 11:06:54 2020  
Quant Method : Z:\HPCHEM\2\METHODS\022820DRO-ORO.M  
Quant Title : DRO-ORO 09-09-15 DRO/ORO  
QLast Update : Fri Feb 28 16:32:12 2020  
Response via : Initial Calibration  
Integrator: ChemStation 6890 Scale Mode: Large solvent peaks clipped

Volume Inj. :  
Signal Phase :  
Signal Info :



Data Path : R:\2\DATA\071520\  
 Data File : 07152003.D  
 Signal(s) : FID2B.CH  
 Acq On : 15 Jul 2020 10:48 am  
 Operator : GCSVOC-Dhiren  
 Sample : CRQL-DRO-071520  
 Misc :  
 ALS Vial : 3 Sample Multiplier: 1

Integration File: EVENTS.E  
 Quant Time: Jul 15 12:10:36 2020  
 Quant Method : Z:\HPCHEM\2\METHODS\022820DRO-ORO.M  
 Quant Title : DRO-ORO 09-09-15 DRO/ORO  
 QLast Update : Fri Feb 28 16:32:12 2020  
 Response via : Initial Calibration  
 Integrator: ChemStation 6890 Scale Mode: Large solvent peaks clipped

Volume Inj. :  
 Signal Phase :  
 Signal Info :

Compound	R.T.	Response	Conc Units
-----			
System Monitoring Compounds			
4) S n-Eicosane	0.000	0	N.D. ug/mL
8) S1 Squalene	11.555	4428355	2.046 ug/mLm
Target Compounds			
1) H DRO C10-C20	5.050	93216174	46.297 ug/mLm
2) H DRO C10-C25	5.150	107965759	49.925 ug/mLm
3) H DRO C10-C28	6.850	126737657	52.502 ug/mLm
5) H1 ORO C20-C34	0.000	0	N.D. ug/mL
6) H1 ORO C25-C36	0.000	0	N.D. ug/mL
7) H1 DRO C10-C36	0.000	0	N.D. ug/mL
-----			

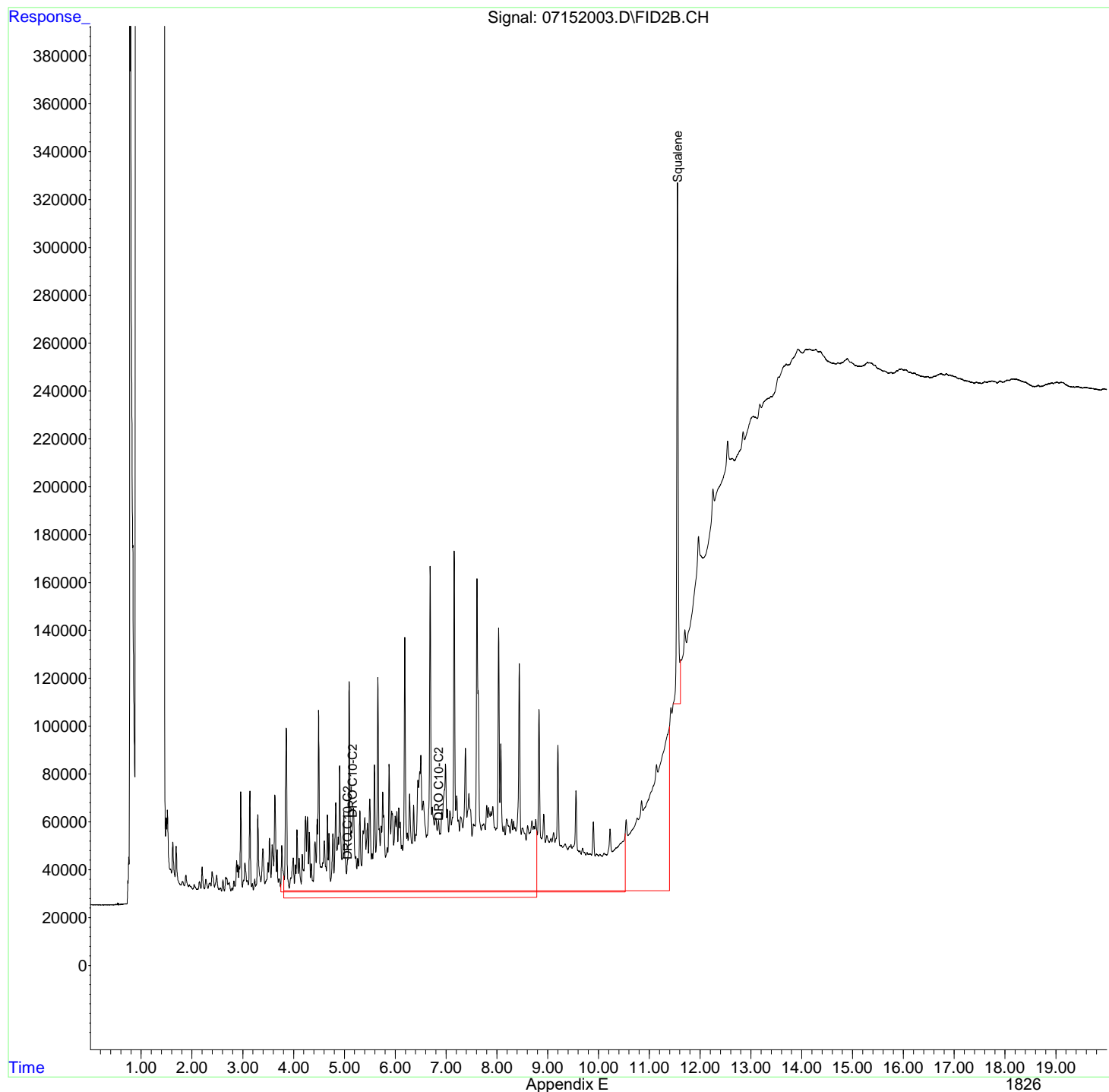
(f)=RT Delta > 1/2 Window

(m)=manual int.

Data Path : R:\2\DATA\071520\  
Data File : 07152003.D  
Signal(s) : FID2B.CH  
Acq On : 15 Jul 2020 10:48 am  
Operator : GCSVOC-Dhiren  
Sample : CRQL-DRO-071520  
Misc :  
ALS Vial : 3 Sample Multiplier: 1

Integration File: EVENTS.E  
Quant Time: Jul 15 12:10:36 2020  
Quant Method : Z:\HPCHEM\2\METHODS\022820DRO-ORO.M  
Quant Title : DRO-ORO 09-09-15 DRO/ORO  
QLast Update : Fri Feb 28 16:32:12 2020  
Response via : Initial Calibration  
Integrator: ChemStation 6890 Scale Mode: Large solvent peaks clipped

Volume Inj. :  
Signal Phase :  
Signal Info :



Data Path : R:\2\DATA\071520\  
Data File : 07152004.D  
Signal(s) : FID2B.CH  
Acq On : 15 Jul 2020 11:15 am  
Operator : GCSVOC-Dhiren  
Sample : CCV-DRO-071520  
Misc :  
ALS Vial : 4 Sample Multiplier: 1

Integration File: EVENTS.E  
Quant Time: Jul 16 09:07:27 2020  
Quant Method : Z:\HPCHEM\2\METHODS\022820DRO-ORO.M  
Quant Title : DRO-ORO 09-09-15 DRO/ORO  
QLast Update : Fri Feb 28 16:32:12 2020  
Response via : Initial Calibration  
Integrator: ChemStation 6890 Scale Mode: Large solvent peaks clipped

Volume Inj. :  
Signal Phase :  
Signal Info :

Min. RRF : 0.000 Min. Rel. Area : 50% Max. R.T. Dev 0.50min  
Max. RRF Dev : 15% Max. Rel. Area : 150%

	Compound	Amount	Calc.	%Dev	Area%	Dev (Min)
1 H	DRO C10-C20	1000.000	1033.194	-3.3	0	0.00
2 H	DRO C10-C25	1000.000	955.983	4.4	0	0.00
3 H	DRO C10-C28	1000.000	950.198	5.0	0	0.00
5 H1	ORO C20-C34	1000.000	-90.518	109.1#	0	-9.23#
6 H1	ORO C25-C36	1000.000	-100.620	110.1#	0	-10.70#
7 H1	DRO C10-C36	1000.000	1015.714	-1.6	0	0.00
8 S1	Squalene	20.000	19.595	2.0	0	0.00

Evaluate Continuing Calibration Report - Not Found

4 S	n-Eicosane	10.000	0.000	100.0#	0	-8.83#
-----	------------	--------	-------	--------	---	--------

(#) = Out of Range

SPCC's out = 0 CCC's out = 0

Data Path : R:\2\DATA\071520\  
 Data File : 07152004.D  
 Signal(s) : FID2B.CH  
 Acq On : 15 Jul 2020 11:15 am  
 Operator : GCSVOC-Dhiren  
 Sample : CCV-DRO-071520  
 Misc :  
 ALS Vial : 4 Sample Multiplier: 1

Integration File: EVENTS.E  
 Quant Time: Jul 16 09:07:27 2020  
 Quant Method : Z:\HPCHEM\2\METHODS\022820DRO-ORO.M  
 Quant Title : DRO-ORO 09-09-15 DRO/ORO  
 QLast Update : Fri Feb 28 16:32:12 2020  
 Response via : Initial Calibration  
 Integrator: ChemStation 6890 Scale Mode: Large solvent peaks clipped

Volume Inj. :  
 Signal Phase :  
 Signal Info :

Compound	R.T.	Response	Conc	Units
-----				
System Monitoring Compounds				
4) S n-Eicosane	0.000	0	N.D.	ug/mL
8) S1 Squalene	11.555	32160361	19.595	ug/mLm
Target Compounds				
1) H DRO C10-C20	5.050	1562473731	1033.194	ug/mLm
2) H DRO C10-C25	5.150	1682439344	955.983	ug/mLm
3) H DRO C10-C28	6.850	1720223907	950.198	ug/mLm
5) H1 ORO C20-C34	0.000	0	N.D.	ug/mL
6) H1 ORO C25-C36	0.000	0	N.D.	ug/mL
7) H1 DRO C10-C36	8.400	1952188009	1015.714	ug/mLm
-----				

(f)=RT Delta > 1/2 Window

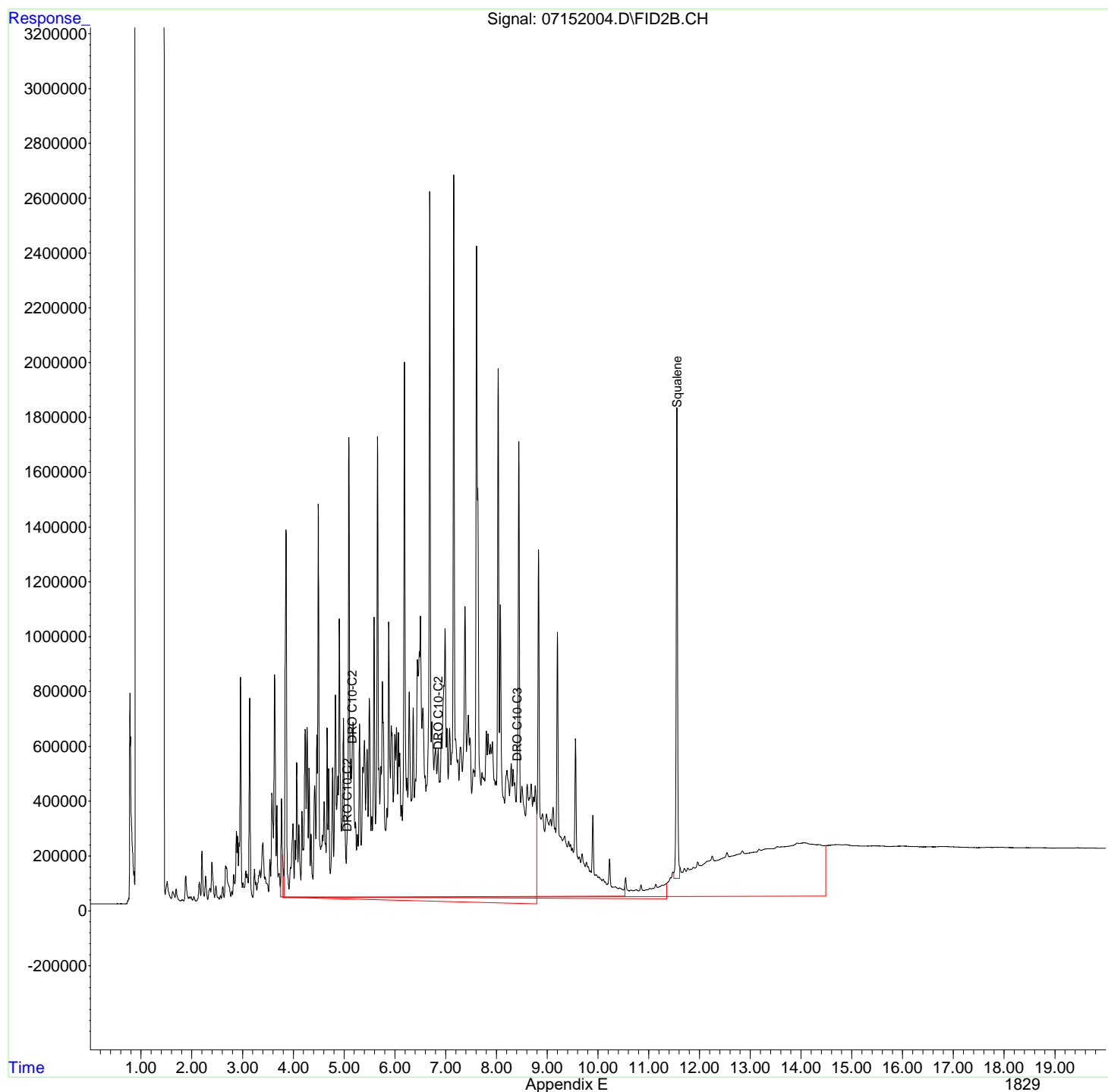
(m)=manual int.



Data Path : R:\2\DATA\071520\  
Data File : 07152004.D  
Signal(s) : FID2B.CH  
Acq On : 15 Jul 2020 11:15 am  
Operator : GCSVOC-Dhiren  
Sample : CCV-DRO-071520  
Misc :  
ALS Vial : 4 Sample Multiplier: 1

Integration File: EVENTS.E  
Quant Time: Jul 16 09:07:27 2020  
Quant Method : Z:\HPCHEM\2\METHODS\022820DRO-ORO.M  
Quant Title : DRO-ORO 09-09-15 DRO/ORO  
QLast Update : Fri Feb 28 16:32:12 2020  
Response via : Initial Calibration  
Integrator: ChemStation 6890 Scale Mode: Large solvent peaks clipped

Volume Inj. :  
Signal Phase :  
Signal Info :



Data Path : R:\2\DATA\071520\  
 Data File : 07152005.D  
 Signal(s) : FID2B.CH  
 Acq On : 15 Jul 2020 11:43 am  
 Operator : GCSVOC-Dhiren  
 Sample : CRQL-ORO-071520  
 Misc :  
 ALS Vial : 5 Sample Multiplier: 1

Integration File: EVENTS.E  
 Quant Time: Jul 16 09:07:05 2020  
 Quant Method : Z:\HPCHEM\2\METHODS\022820DRO-ORO.M  
 Quant Title : DRO-ORO 09-09-15 DRO/ORO  
 QLast Update : Fri Feb 28 16:32:12 2020  
 Response via : Initial Calibration  
 Integrator: ChemStation 6890 Scale Mode: Large solvent peaks clipped

Volume Inj. :  
 Signal Phase :  
 Signal Info :

Compound	R.T.	Response	Conc	Units
-----				
System Monitoring Compounds				
4) S n-Eicosane	8.829	5458534	2.337	ug/mL
8) S1 Squalene	0.000	0	N.D.	ug/mL
Target Compounds				
1) H DRO C10-C20	0.000	0	N.D.	ug/mL
2) H DRO C10-C25	0.000	0	N.D.	ug/mL
3) H DRO C10-C28	0.000	0	N.D.	ug/mL
5) H1 ORO C20-C34	9.230	333534274	218.654	ug/mLm
6) H1 ORO C25-C36	10.700	420653150	227.658	ug/mLm
7) H1 DRO C10-C36	0.000	0	N.D.	ug/mL
-----				

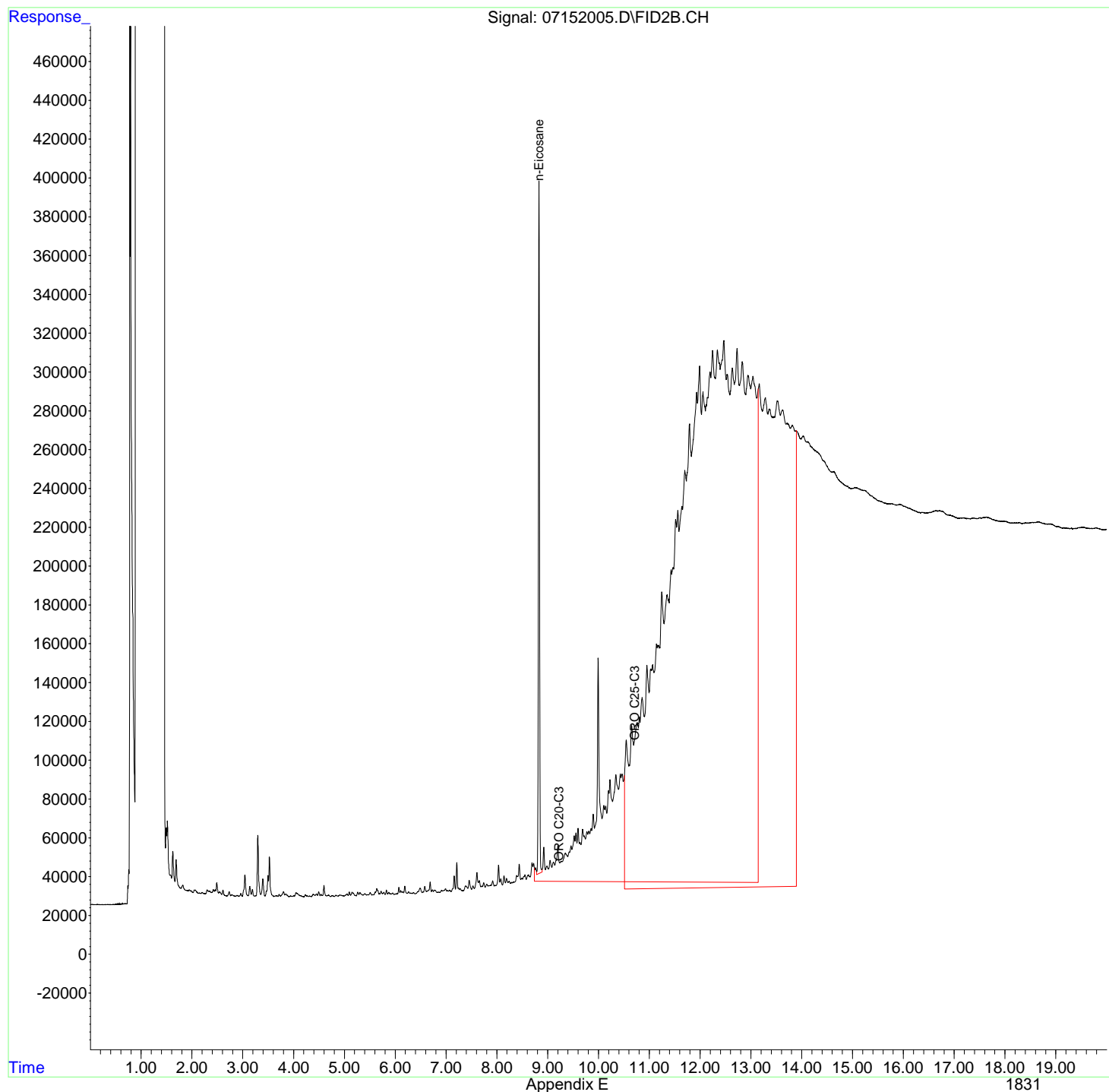
(f)=RT Delta > 1/2 Window

(m)=manual int.

Data Path : R:\2\DATA\071520\  
Data File : 07152005.D  
Signal(s) : FID2B.CH  
Acq On : 15 Jul 2020 11:43 am  
Operator : GCSVOC-Dhiren  
Sample : CRQL-ORO-071520  
Misc :  
ALS Vial : 5 Sample Multiplier: 1

Integration File: EVENTS.E  
Quant Time: Jul 16 09:07:05 2020  
Quant Method : Z:\HPCHEM\2\METHODS\022820DRO-ORO.M  
Quant Title : DRO-ORO 09-09-15 DRO/ORO  
QLast Update : Fri Feb 28 16:32:12 2020  
Response via : Initial Calibration  
Integrator: ChemStation 6890 Scale Mode: Large solvent peaks clipped

Volume Inj. :  
Signal Phase :  
Signal Info :



Data Path : R:\2\DATA\071520\  
 Data File : 07152006.D  
 Signal(s) : FID2B.CH  
 Acq On : 15 Jul 2020 12:10 pm  
 Operator : GCSVOC-Dhiren  
 Sample : CCV-ORO-071520  
 Misc :  
 ALS Vial : 6 Sample Multiplier: 1

Integration File: EVENTS.E  
 Quant Time: Jul 15 12:38:26 2020  
 Quant Method : Z:\HPCHEM\2\METHODS\022820DRO-ORO.M  
 Quant Title : DRO-ORO 09-09-15 DRO/ORO  
 QLast Update : Fri Feb 28 16:32:12 2020  
 Response via : Initial Calibration  
 Integrator: ChemStation 6890 Scale Mode: Large solvent peaks clipped

Volume Inj. :  
 Signal Phase :  
 Signal Info :

Min. RRF : 0.000 Min. Rel. Area : 50% Max. R.T. Dev 0.50min  
 Max. RRF Dev : 15% Max. Rel. Area : 150%

	Compound	Amount	Calc.	%Dev	Area%	Dev (Min)
4 S	n-Eicosane	10.000	10.749	-7.5	0	0.00
5 H1	ORO C20-C34	1000.000	853.779	14.6	0	0.00
6 H1	ORO C25-C36	1000.000	750.604	24.9#	0	0.00
7 H1	DRO C10-C36	1000.000	-110.561	111.1#	0	-8.40#

Evaluate Continuing Calibration Report - Not Finds

1 H	DRO C10-C20	1000.000	0.000	100.0#	0	-5.05#
2 H	DRO C10-C25	1000.000	0.000	100.0#	0	-5.15#
3 H	DRO C10-C28	1000.000	0.000	100.0#	0	-6.85#
8 S1	Squalene	20.000	0.000	100.0#	0	-11.56#

(#) = Out of Range

SPCC's out = 0 CCC's out = 0

Data Path : R:\2\DATA\071520\  
 Data File : 07152006.D  
 Signal(s) : FID2B.CH  
 Acq On : 15 Jul 2020 12:10 pm  
 Operator : GCSVOC-Dhiren  
 Sample : CCV-ORO-071520  
 Misc :  
 ALS Vial : 6 Sample Multiplier: 1

Integration File: EVENTS.E  
 Quant Time: Jul 15 12:38:26 2020  
 Quant Method : Z:\HPCHEM\2\METHODS\022820DRO-ORO.M  
 Quant Title : DRO-ORO 09-09-15 DRO/ORO  
 QLast Update : Fri Feb 28 16:32:12 2020  
 Response via : Initial Calibration  
 Integrator: ChemStation 6890 Scale Mode: Large solvent peaks clipped

Volume Inj. :  
 Signal Phase :  
 Signal Info :

Compound	R.T.	Response	Conc Units
-----			
System Monitoring Compounds			
4) S n-Eicosane	8.829	21076650	10.749 ug/mL
8) S1 Squalene	0.000	0	N.D. ug/mL
Target Compounds			
1) H DRO C10-C20	0.000	0	N.D. ug/mL
2) H DRO C10-C25	0.000	0	N.D. ug/mL
3) H DRO C10-C28	0.000	0	N.D. ug/mL
5) H1 ORO C20-C34	9.230	1015690300	853.779 ug/mLm
6) H1 ORO C25-C36	10.700	1088411702	750.604 ug/mLm
7) H1 DRO C10-C36	0.000	0	N.D. ug/mL
-----			

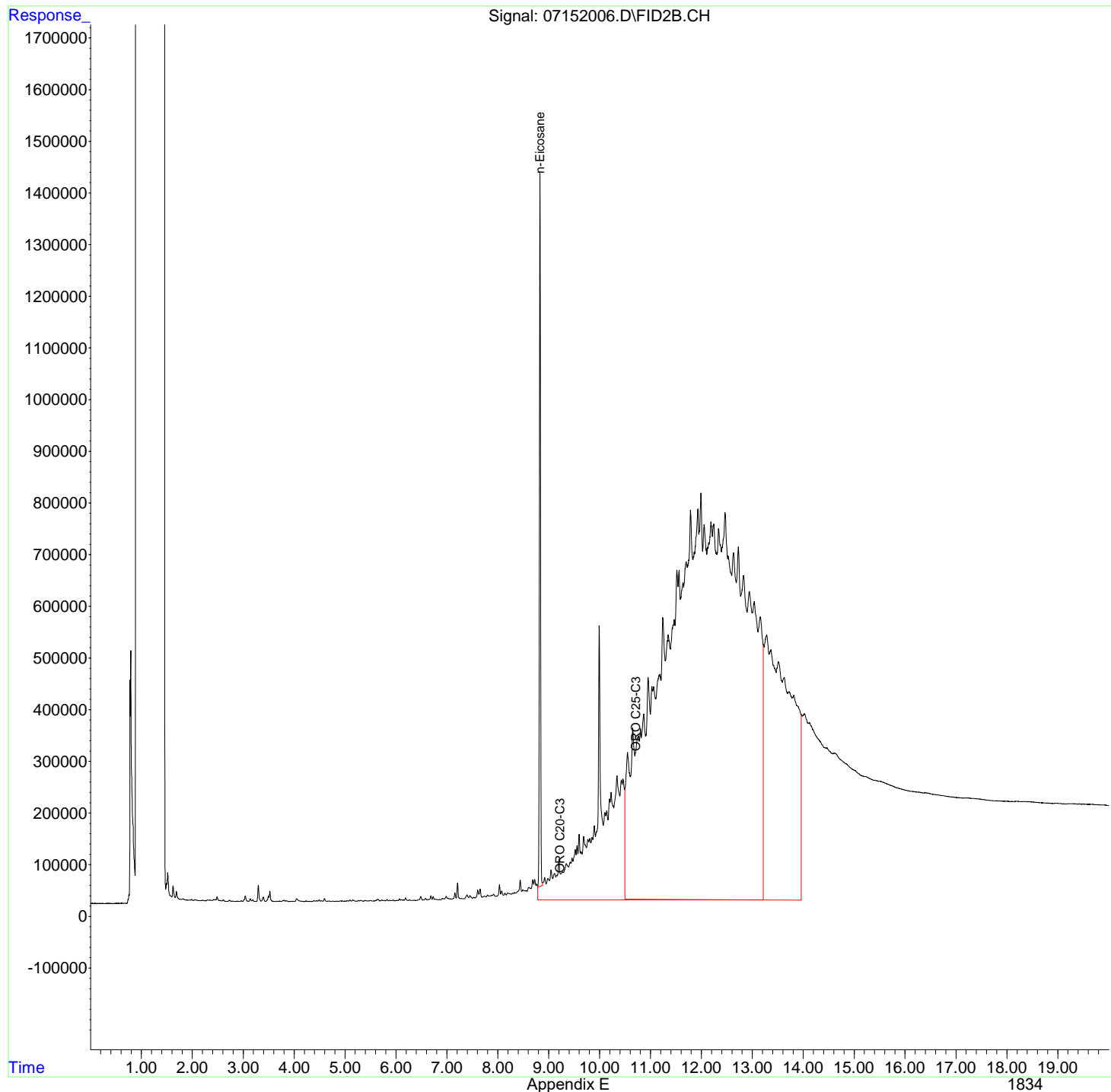
(f)=RT Delta > 1/2 Window

(m)=manual int.

Data Path : R:\2\DATA\071520\  
Data File : 07152006.D  
Signal(s) : FID2B.CH  
Acq On : 15 Jul 2020 12:10 pm  
Operator : GCSVOC-Dhiren  
Sample : CCV-ORO-071520  
Misc :  
ALS Vial : 6 Sample Multiplier: 1

Integration File: EVENTS.E  
Quant Time: Jul 15 12:38:26 2020  
Quant Method : Z:\HPCHEM\2\METHODS\022820DRO-ORO.M  
Quant Title : DRO-ORO 09-09-15 DRO/ORO  
QLast Update : Fri Feb 28 16:32:12 2020  
Response via : Initial Calibration  
Integrator: ChemStation 6890 Scale Mode: Large solvent peaks clipped

Volume Inj. :  
Signal Phase :  
Signal Info :



Data Path : R:\2\DATA\071520\  
 Data File : 07152007.D  
 Signal(s) : FID2B.CH  
 Acq On : 15 Jul 2020 12:38 pm  
 Operator : GCSVOC-Dhiren  
 Sample : CCB-071520A  
 Misc : New prep  
 ALS Vial : 2 Sample Multiplier: 1

Integration File: EVENTS.E  
 Quant Time: Jul 16 09:19:11 2020  
 Quant Method : Z:\HPCHEM\2\METHODS\022820DRO-ORO.M  
 Quant Title : DRO-ORO 09-09-15 DRO/ORO  
 QLast Update : Fri Feb 28 16:32:12 2020  
 Response via : Initial Calibration  
 Integrator: ChemStation 6890 Scale Mode: Large solvent peaks clipped

Volume Inj. :  
 Signal Phase :  
 Signal Info :

Compound	R.T.	Response	Conc Units
-----			
System Monitoring Compounds			
4) S n-Eicosane	8.828	33506375	17.444 ug/mLm
8) S1 Squalene	11.553	24281910	14.609 ug/mLm
Target Compounds			
1) H DRO C10-C20	0.000	0	N.D. ug/mL
2) H DRO C10-C25	0.000	0	N.D. ug/mL
3) H DRO C10-C28	0.000	0	N.D. ug/mL
5) H1 ORO C20-C34	0.000	0	N.D. ug/mL
6) H1 ORO C25-C36	0.000	0	N.D. ug/mL
7) H1 DRO C10-C36	0.000	0	N.D. ug/mL
-----			

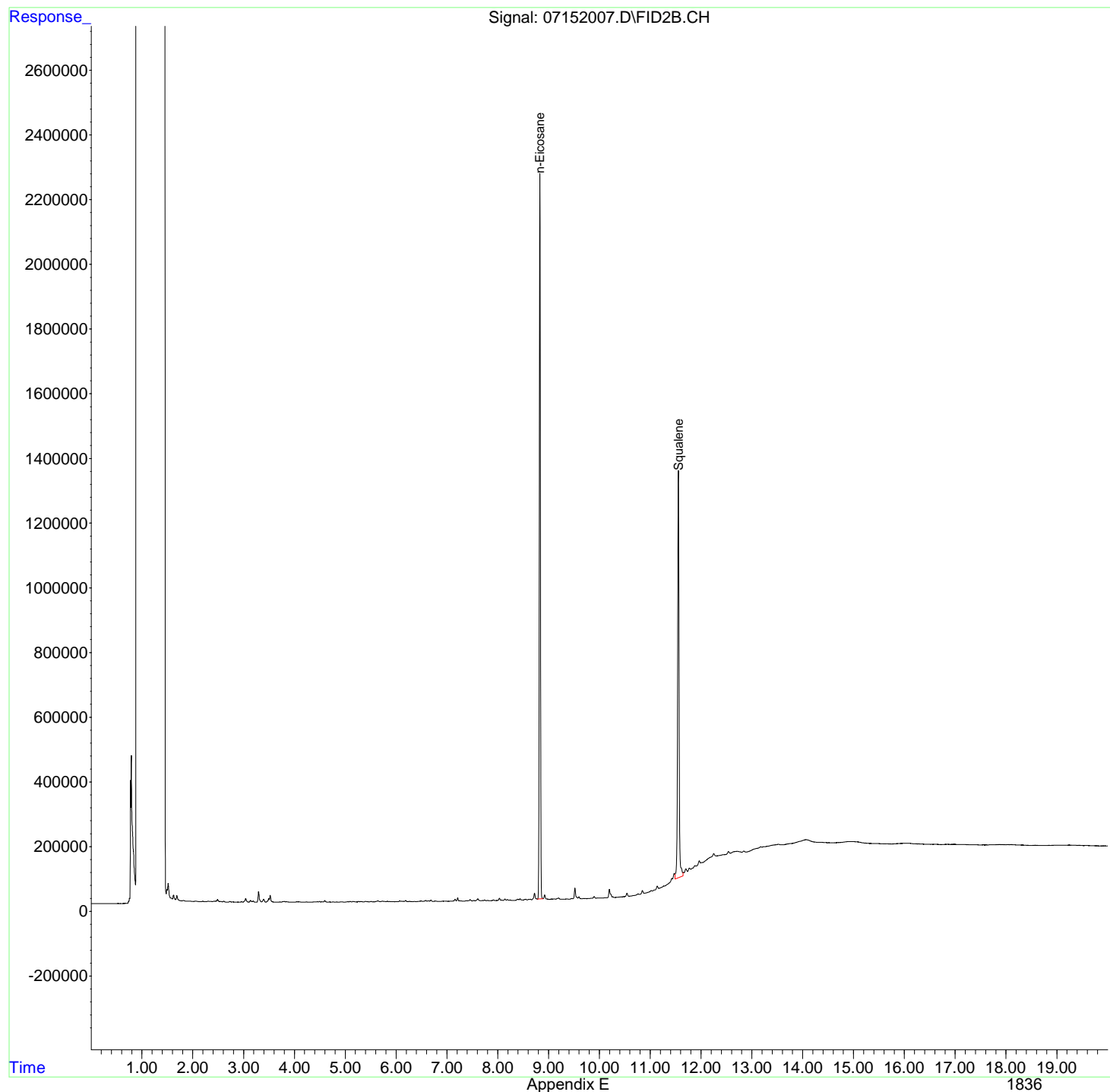
(f)=RT Delta > 1/2 Window

(m)=manual int.

Data Path : R:\2\DATA\071520\  
Data File : 07152007.D  
Signal(s) : FID2B.CH  
Acq On : 15 Jul 2020 12:38 pm  
Operator : GCSVOC-Dhiren  
Sample : CCB-071520A  
Misc : New prep  
ALS Vial : 2 Sample Multiplier: 1

Integration File: EVENTS.E  
Quant Time: Jul 16 09:19:11 2020  
Quant Method : Z:\HPCHEM\2\METHODS\022820DRO-ORO.M  
Quant Title : DRO-ORO 09-09-15 DRO/ORO  
QLast Update : Fri Feb 28 16:32:12 2020  
Response via : Initial Calibration  
Integrator: ChemStation 6890 Scale Mode: Large solvent peaks clipped

Volume Inj. :  
Signal Phase :  
Signal Info :





Data Path : R:\2\DATA\071520\  
 Data File : 07152008.D  
 Signal(s) : FID2B.CH  
 Acq On : 15 Jul 2020 1:05 pm  
 Operator : GCSVOC-Dhiren  
 Sample : CCV-ORO-071520A  
 Misc : New prep  
 ALS Vial : 6 Sample Multiplier: 1

Integration File: EVENTS.E  
 Quant Time: Jul 15 13:38:57 2020  
 Quant Method : Z:\HPCHEM\2\METHODS\022820DRO-ORO.M  
 Quant Title : DRO-ORO 09-09-15 DRO/ORO  
 QLast Update : Fri Feb 28 16:32:12 2020  
 Response via : Initial Calibration  
 Integrator: ChemStation 6890 Scale Mode: Large solvent peaks clipped

Volume Inj. :  
 Signal Phase :  
 Signal Info :

Min. RRF : 0.000 Min. Rel. Area : 50% Max. R.T. Dev 0.50min  
 Max. RRF Dev : 15% Max. Rel. Area : 150%

	Compound	Amount	Calc.	%Dev	Area%	Dev (Min)
4 S	n-Eicosane	10.000	11.675	-16.8#	0	0.00
5 H1	ORO C20-C34	1000.000	934.478	6.6	0	0.00
6 H1	ORO C25-C36	1000.000	850.812	14.9	0	0.00
7 H1	DRO C10-C36	1000.000	-108.560	110.9#	0	-8.40#

Evaluate Continuing Calibration Report - Not Found

1 H	DRO C10-C20	1000.000	0.000	100.0#	0	-5.05#
2 H	DRO C10-C25	1000.000	0.000	100.0#	0	-5.15#
3 H	DRO C10-C28	1000.000	0.000	100.0#	0	-6.85#
8 S1	Squalene	20.000	0.000	100.0#	0	-11.56#

(#) = Out of Range

SPCC's out = 0 CCC's out = 0

Data Path : R:\2\DATA\071520\  
 Data File : 07152008.D  
 Signal(s) : FID2B.CH  
 Acq On : 15 Jul 2020 1:05 pm  
 Operator : GCSVOC-Dhiren  
 Sample : CCV-ORO-071520A  
 Misc : New prep  
 ALS Vial : 6 Sample Multiplier: 1

Integration File: EVENTS.E  
 Quant Time: Jul 15 13:38:57 2020  
 Quant Method : Z:\HPCHEM\2\METHODS\022820DRO-ORO.M  
 Quant Title : DRO-ORO 09-09-15 DRO/ORO  
 QLast Update : Fri Feb 28 16:32:12 2020  
 Response via : Initial Calibration  
 Integrator: ChemStation 6890 Scale Mode: Large solvent peaks clipped

Volume Inj. :  
 Signal Phase :  
 Signal Info :

Compound	R.T.	Response	Conc Units
-----			
System Monitoring Compounds			
4) S n-Eicosane	8.829	22796307	11.675 ug/mL
8) S1 Squalene	0.000	0	N.D. ug/mL
Target Compounds			
1) H DRO C10-C20	0.000	0	N.D. ug/mL
2) H DRO C10-C25	0.000	0	N.D. ug/mL
3) H DRO C10-C28	0.000	0	N.D. ug/mL
5) H1 ORO C20-C34	9.230	1102365047	934.478 ug/mLm
6) H1 ORO C25-C36	10.700	1216369902	850.812 ug/mLm
7) H1 DRO C10-C36	0.000	0	N.D. ug/mL
-----			

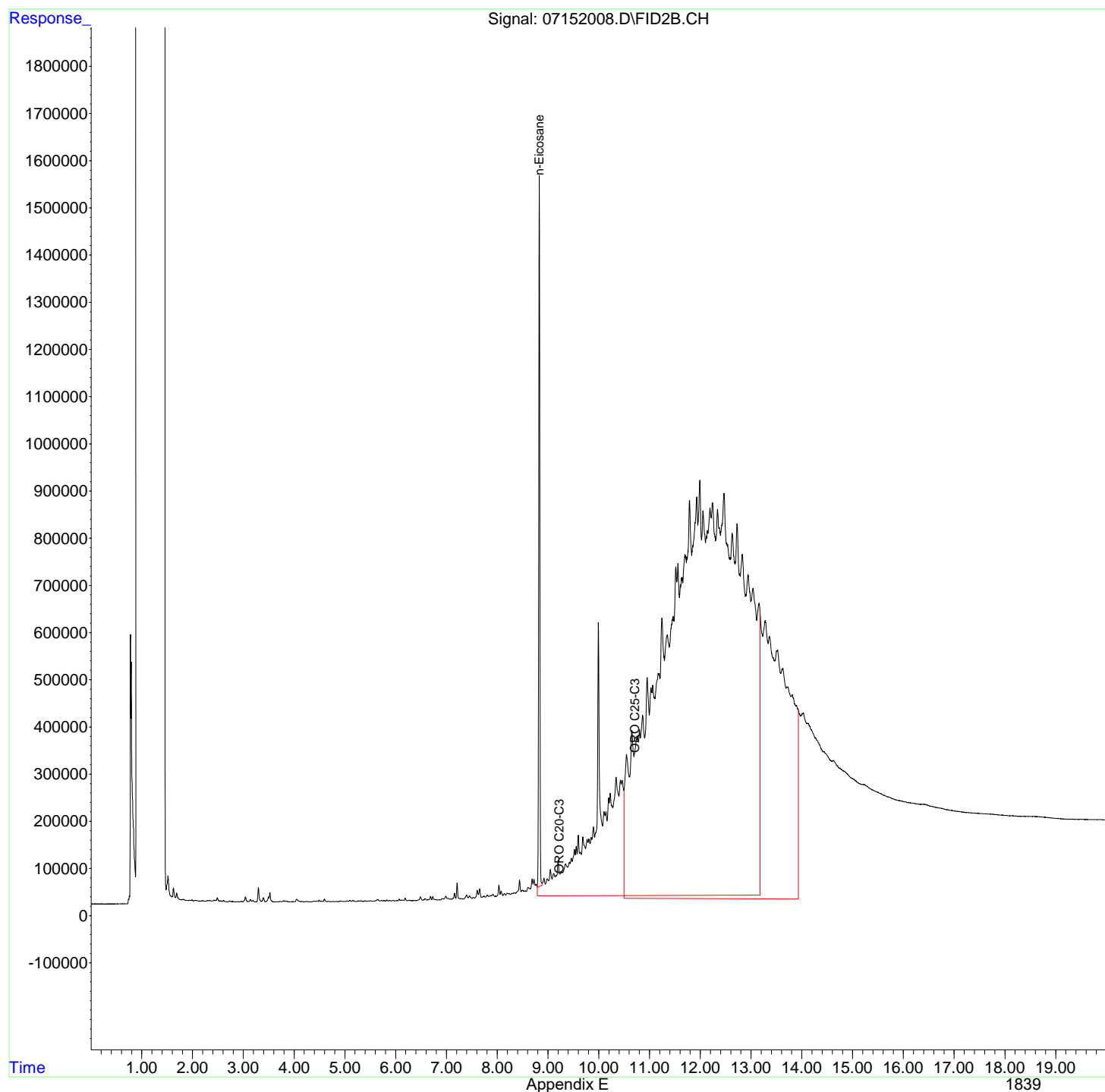
(f)=RT Delta > 1/2 Window

(m)=manual int.

Data Path : R:\2\DATA\071520\  
Data File : 07152008.D  
Signal(s) : FID2B.CH  
Acq On : 15 Jul 2020 1:05 pm  
Operator : GCSVOC-Dhiren  
Sample : CCV-ORO-071520A  
Misc : New prep  
ALS Vial : 6 Sample Multiplier: 1

Integration File: EVENTS.E  
Quant Time: Jul 15 13:38:57 2020  
Quant Method : Z:\HPCHEM\2\METHODS\022820DRO-ORO.M  
Quant Title : DRO-ORO 09-09-15 DRO/ORO  
QLast Update : Fri Feb 28 16:32:12 2020  
Response via : Initial Calibration  
Integrator: ChemStation 6890 Scale Mode: Large solvent peaks clipped

Volume Inj. :  
Signal Phase :  
Signal Info :



Data Path : R:\2\DATA\071520\  
 Data File : 07152009.D  
 Signal(s) : FID2B.CH  
 Acq On : 15 Jul 2020 1:33 pm  
 Operator : GCSVOC-Dhiren  
 Sample : CCV-ORO-071520B  
 Misc : New prep  
 ALS Vial : 7 Sample Multiplier: 1

Integration File: EVENTS.E  
 Quant Time: Jul 15 14:02:40 2020  
 Quant Method : Z:\HPCHEM\2\METHODS\022820DRO-ORO.M  
 Quant Title : DRO-ORO 09-09-15 DRO/ORO  
 QLast Update : Fri Feb 28 16:32:12 2020  
 Response via : Initial Calibration  
 Integrator: ChemStation 6890 Scale Mode: Large solvent peaks clipped

Volume Inj. :  
 Signal Phase :  
 Signal Info :

Min. RRF : 0.000 Min. Rel. Area : 50% Max. R.T. Dev 0.50min  
 Max. RRF Dev : 15% Max. Rel. Area : 150%

	Compound	Amount	Calc.	%Dev	Area%	Dev (Min)
4 S	n-Eicosane	10.000	11.805	-18.0#	0	0.00
5 H1	ORO C20-C34	1000.000	892.189	10.8	0	0.00
6 H1	ORO C25-C36	1000.000	802.533	19.7#	0	0.00
7 H1	DRO C10-C36	1000.000	-110.450	111.0#	0	-8.40#

Evaluate Continuing Calibration Report - Not Finds

1 H	DRO C10-C20	1000.000	0.000	100.0#	0	-5.05#
2 H	DRO C10-C25	1000.000	0.000	100.0#	0	-5.15#
3 H	DRO C10-C28	1000.000	0.000	100.0#	0	-6.85#
8 S1	Squalene	20.000	0.000	100.0#	0	-11.56#

(#) = Out of Range

SPCC's out = 0 CCC's out = 0

Data Path : R:\2\DATA\071520\  
 Data File : 07152009.D  
 Signal(s) : FID2B.CH  
 Acq On : 15 Jul 2020 1:33 pm  
 Operator : GCSVOC-Dhiren  
 Sample : CCV-ORO-071520B  
 Misc : New prep  
 ALS Vial : 7 Sample Multiplier: 1

Integration File: EVENTS.E  
 Quant Time: Jul 15 14:02:40 2020  
 Quant Method : Z:\HPCHEM\2\METHODS\022820DRO-ORO.M  
 Quant Title : DRO-ORO 09-09-15 DRO/ORO  
 QLast Update : Fri Feb 28 16:32:12 2020  
 Response via : Initial Calibration  
 Integrator: ChemStation 6890 Scale Mode: Large solvent peaks clipped

Volume Inj. :  
 Signal Phase :  
 Signal Info :

Compound	R.T.	Response	Conc Units
-----			
System Monitoring Compounds			
4) S n-Eicosane	8.829	23037433	11.805 ug/mL
8) S1 Squalene	0.000	0	N.D. ug/mL
Target Compounds			
1) H DRO C10-C20	0.000	0	N.D. ug/mL
2) H DRO C10-C25	0.000	0	N.D. ug/mL
3) H DRO C10-C28	0.000	0	N.D. ug/mL
5) H1 ORO C20-C34	9.230	1056944316	892.189 ug/mLm
6) H1 ORO C25-C36	10.700	1154721495	802.533 ug/mLm
7) H1 DRO C10-C36	0.000	0	N.D. ug/mL
-----			

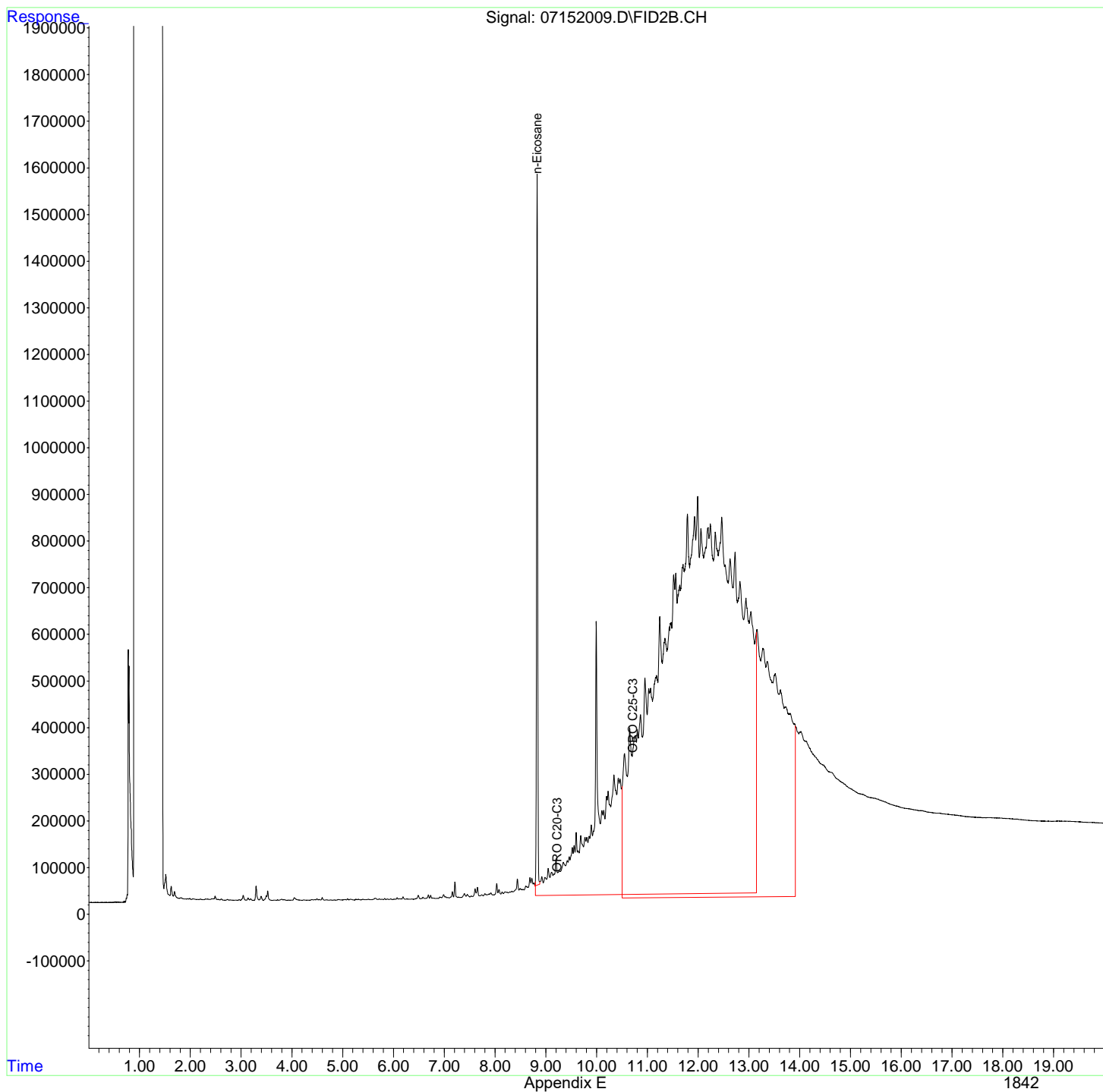
(f)=RT Delta > 1/2 Window

(m)=manual int.

Data Path : R:\2\DATA\071520\  
Data File : 07152009.D  
Signal(s) : FID2B.CH  
Acq On : 15 Jul 2020 1:33 pm  
Operator : GCSVOC-Dhiren  
Sample : CCV-ORO-071520B  
Misc : New prep  
ALS Vial : 7 Sample Multiplier: 1

Integration File: EVENTS.E  
Quant Time: Jul 15 14:02:40 2020  
Quant Method : Z:\HPCHEM\2\METHODS\022820DRO-ORO.M  
Quant Title : DRO-ORO 09-09-15 DRO/ORO  
QLast Update : Fri Feb 28 16:32:12 2020  
Response via : Initial Calibration  
Integrator: ChemStation 6890 Scale Mode: Large solvent peaks clipped

Volume Inj. :  
Signal Phase :  
Signal Info :



Data Path : R:\2\DATA\071520\  
 Data File : 07152010.D  
 Signal(s) : FID2B.CH  
 Acq On : 15 Jul 2020 2:00 pm  
 Operator : GCSVOC-Dhiren  
 Sample : MB-52040  
 Misc :  
 ALS Vial : 8 Sample Multiplier: 1

Integration File: EVENTS.E  
 Quant Time: Jul 15 14:50:32 2020  
 Quant Method : Z:\HPCHEM\2\METHODS\022820DRO-ORO.M  
 Quant Title : DRO-ORO 09-09-15 DRO/ORO  
 QLast Update : Fri Feb 28 16:32:12 2020  
 Response via : Initial Calibration  
 Integrator: ChemStation 6890 Scale Mode: Large solvent peaks clipped

Volume Inj. :  
 Signal Phase :  
 Signal Info :

Compound	R.T.	Response	Conc	Units
-----				
System Monitoring Compounds				
4) S n-Eicosane	8.829	36934845	19.290	ug/mL
8) S1 Squalene	11.555	35405539	21.648	ug/mLm
Target Compounds				
1) H DRO C10-C20	0.000	0	N.D.	ug/mL
2) H DRO C10-C25	0.000	0	N.D.	ug/mL
3) H DRO C10-C28	0.000	0	N.D.	ug/mL
5) H1 ORO C20-C34	0.000	0	N.D.	ug/mL
6) H1 ORO C25-C36	0.000	0	N.D.	ug/mL
7) H1 DRO C10-C36	0.000	0	N.D.	ug/mL
-----				

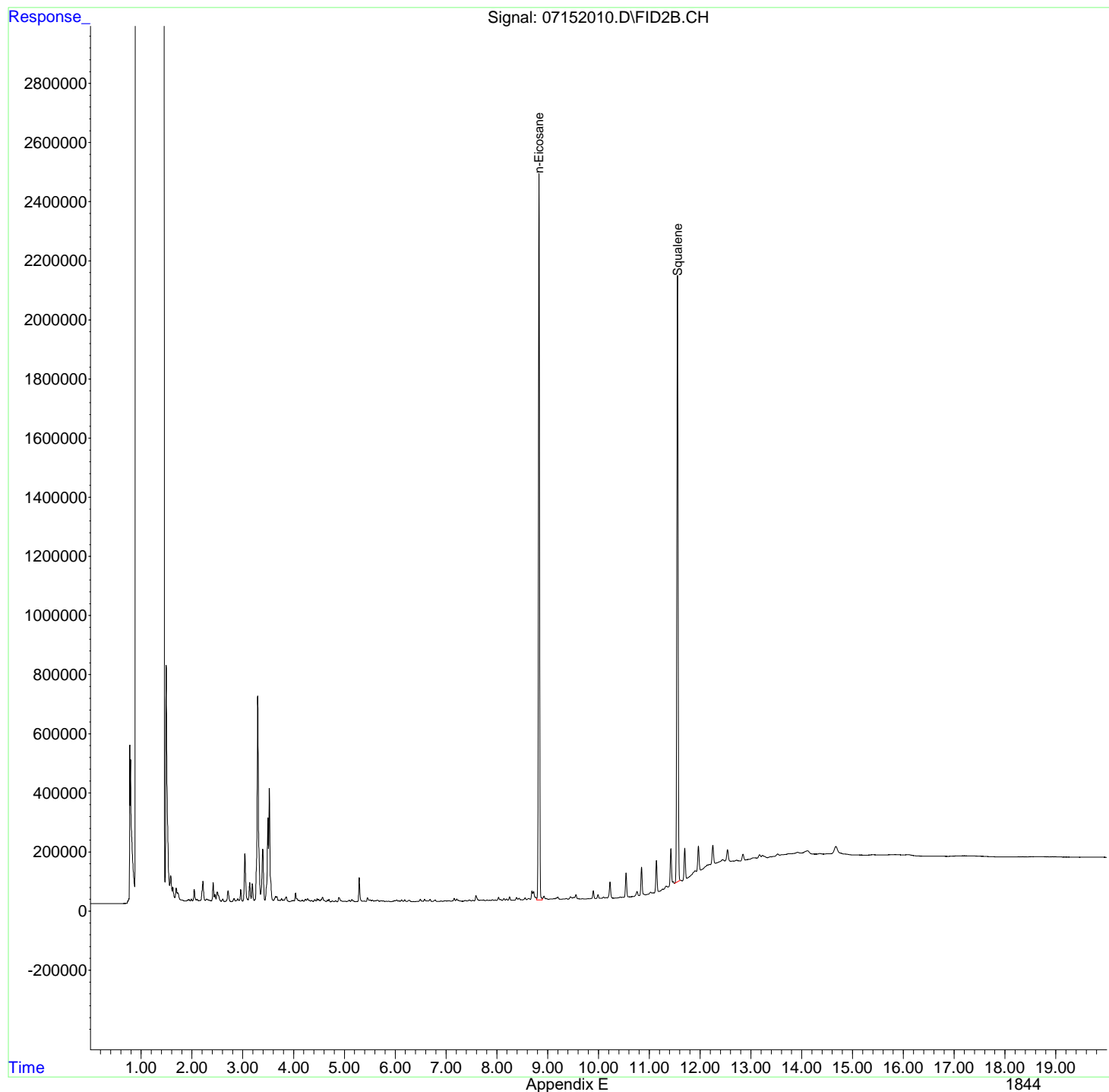
(f)=RT Delta > 1/2 Window

(m)=manual int.

Data Path : R:\2\DATA\071520\  
Data File : 07152010.D  
Signal(s) : FID2B.CH  
Acq On : 15 Jul 2020 2:00 pm  
Operator : GCSVOC-Dhiren  
Sample : MB-52040  
Misc :  
ALS Vial : 8 Sample Multiplier: 1

Integration File: EVENTS.E  
Quant Time: Jul 15 14:50:32 2020  
Quant Method : Z:\HPCHEM\2\METHODS\022820DRO-ORO.M  
Quant Title : DRO-ORO 09-09-15 DRO/ORO  
QLast Update : Fri Feb 28 16:32:12 2020  
Response via : Initial Calibration  
Integrator: ChemStation 6890 Scale Mode: Large solvent peaks clipped

Volume Inj. :  
Signal Phase :  
Signal Info :





Data Path : R:\2\DATA\071520\  
 Data File : 07152011.D  
 Signal(s) : FID2B.CH  
 Acq On : 15 Jul 2020 2:28 pm  
 Operator : GCSVOC-Dhiren  
 Sample : LCS-DRO  
 Misc :  
 ALS Vial : 9 Sample Multiplier: 1

Integration File: EVENTS.E  
 Quant Time: Jul 16 09:05:11 2020  
 Quant Method : Z:\HPCHEM\2\METHODS\022820DRO-ORO.M  
 Quant Title : DRO-ORO 09-09-15 DRO/ORO  
 QLast Update : Thu Jul 16 09:03:43 2020  
 Response via : Initial Calibration  
 Integrator: ChemStation 6890 Scale Mode: Large solvent peaks clipped

Volume Inj. :  
 Signal Phase :  
 Signal Info :

Compound	R.T.	Response	Conc Units
-----			
System Monitoring Compounds			
4) S n-Eicosane	8.825	43028520	21.430 ug/mLm
8) S1 Squalene	11.551	37118619	21.314 ug/mL
Target Compounds			
1) H DRO C10-C20	5.050	757959396	492.803 ug/mLm
2) H DRO C10-C25	5.150	846343339	474.837 ug/mLm
3) H DRO C10-C28	6.850	840324807	454.504 ug/mLm
5) H1 ORO C20-C34	0.000	0	N.D. ug/mL
6) H1 ORO C25-C36	0.000	0	N.D. ug/mL
7) H1 DRO C10-C36	0.000	0	N.D. ug/mL
-----			

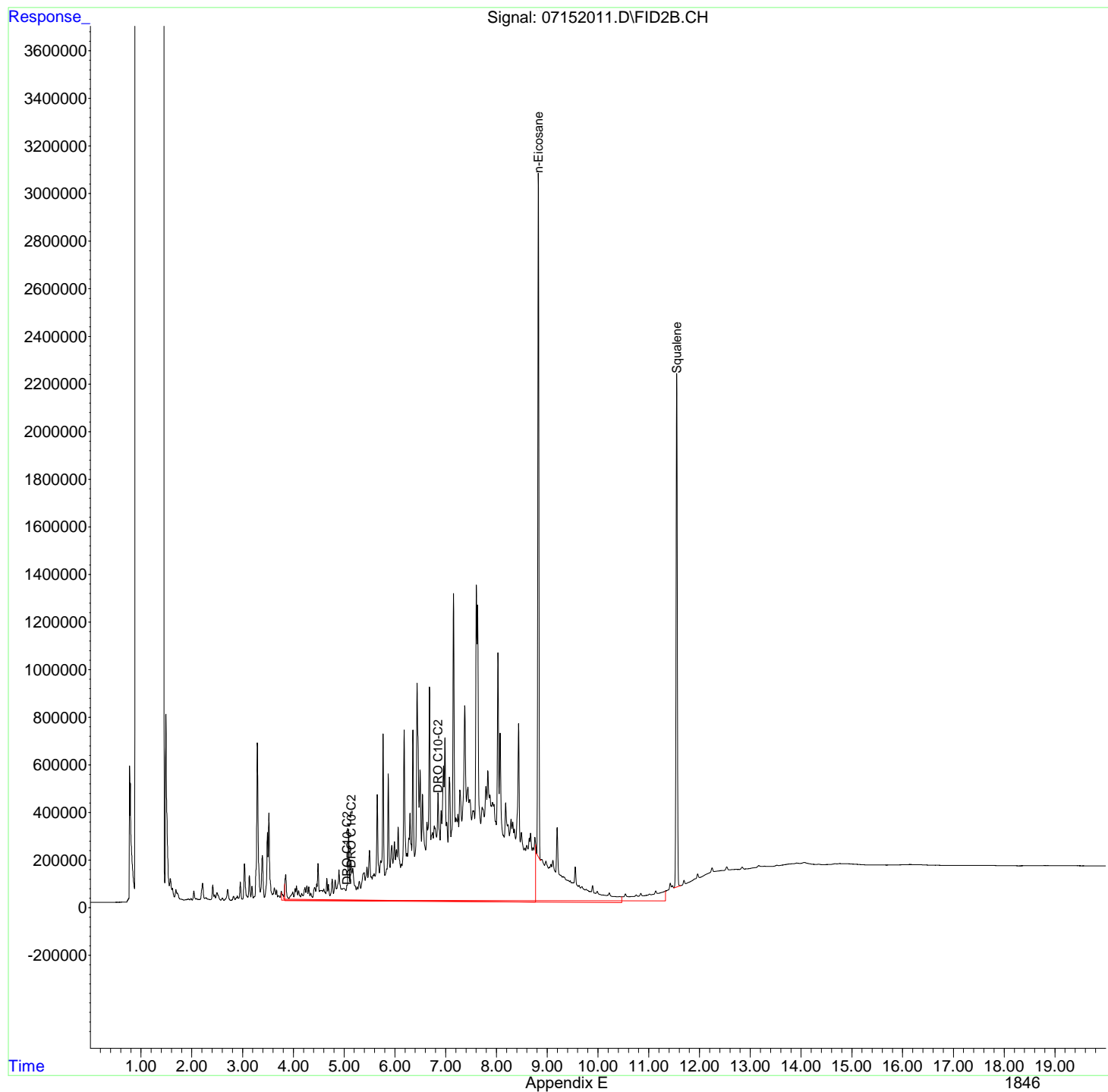
(f)=RT Delta > 1/2 Window

(m)=manual int.

Data Path : R:\2\DATA\071520\  
Data File : 07152011.D  
Signal(s) : FID2B.CH  
Acq On : 15 Jul 2020 2:28 pm  
Operator : GCSVOC-Dhiren  
Sample : LCS-DRO  
Misc :  
ALS Vial : 9 Sample Multiplier: 1

Integration File: EVENTS.E  
Quant Time: Jul 16 09:05:11 2020  
Quant Method : Z:\HPCHEM\2\METHODS\022820DRO-ORO.M  
Quant Title : DRO-ORO 09-09-15 DRO/ORO  
QLast Update : Thu Jul 16 09:03:43 2020  
Response via : Initial Calibration  
Integrator: ChemStation 6890 Scale Mode: Large solvent peaks clipped

Volume Inj. :  
Signal Phase :  
Signal Info :



Data Path : R:\2\DATA\071520\  
 Data File : 07152012.D  
 Signal(s) : FID2B.CH  
 Acq On : 15 Jul 2020 2:56 pm  
 Operator : GCSVOC-Dhiren  
 Sample : LCS-ORO  
 Misc :  
 ALS Vial : 10 Sample Multiplier: 1

Integration File: EVENTS.E  
 Quant Time: Jul 15 15:28:16 2020  
 Quant Method : Z:\HPCHEM\2\METHODS\022820DRO-ORO.M  
 Quant Title : DRO-ORO 09-09-15 DRO/ORO  
 QLast Update : Fri Feb 28 16:32:12 2020  
 Response via : Initial Calibration  
 Integrator: ChemStation 6890 Scale Mode: Large solvent peaks clipped

Volume Inj. :  
 Signal Phase :  
 Signal Info :

Compound	R.T.	Response	Conc	Units
-----				
System Monitoring Compounds				
4) S n-Eicosane	8.824	38679649	20.230	ug/mL
8) S1 Squalene	11.549	38776193	23.781	ug/mLm
Target Compounds				
1) H DRO C10-C20	0.000	0	N.D.	ug/mL
2) H DRO C10-C25	0.000	0	N.D.	ug/mL
3) H DRO C10-C28	0.000	0	N.D.	ug/mL
5) H1 ORO C20-C34	9.230	885054432	732.150	ug/mLm
6) H1 ORO C25-C36	10.700	938982379	633.580	ug/mLm
7) H1 DRO C10-C36	0.000	0	N.D.	ug/mL
-----				

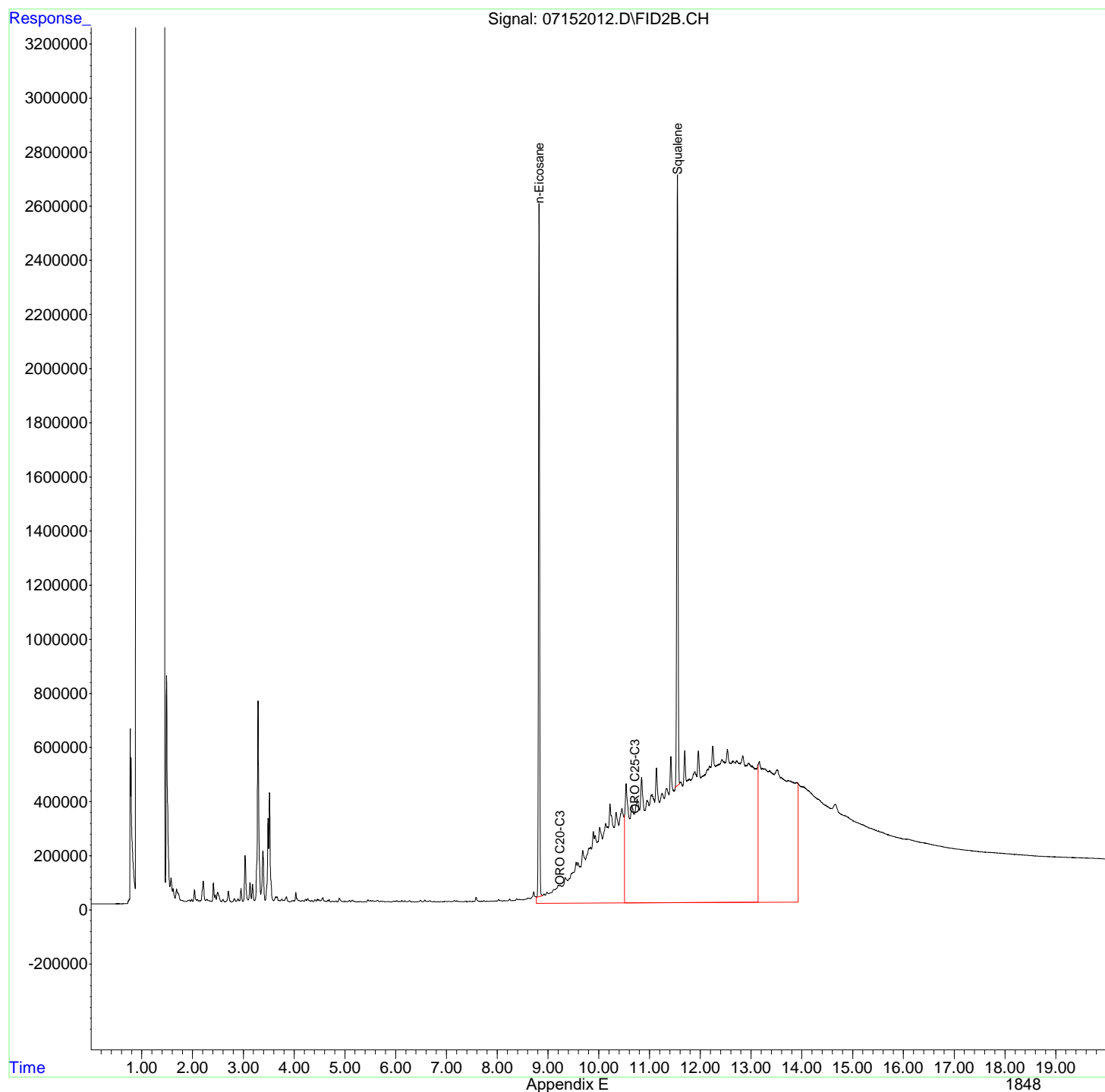
(f)=RT Delta > 1/2 Window

(m)=manual int.

Data Path : R:\2\DATA\071520\  
Data File : 07152012.D  
Signal(s) : FID2B.CH  
Acq On : 15 Jul 2020 2:56 pm  
Operator : GCSVOC-Dhiren  
Sample : LCS-ORO  
Misc :  
ALS Vial : 10 Sample Multiplier: 1

Integration File: EVENTS.E  
Quant Time: Jul 15 15:28:16 2020  
Quant Method : Z:\HPCHEM\2\METHODS\022820DRO-ORO.M  
Quant Title : DRO-ORO 09-09-15 DRO/ORO  
QLast Update : Fri Feb 28 16:32:12 2020  
Response via : Initial Calibration  
Integrator: ChemStation 6890 Scale Mode: Large solvent peaks clipped

Volume Inj. :  
Signal Phase :  
Signal Info :



Data Path : R:\2\DATA\071520\  
 Data File : 07152017.D  
 Signal(s) : FID2B.CH  
 Acq On : 15 Jul 2020 5:14 pm  
 Operator : GCSVOC-Dhiren  
 Sample : 2006244-012A  
 Misc :  
 ALS Vial : 15 Sample Multiplier: 1

Integration File: EVENTS.E  
 Quant Time: Jul 16 08:56:13 2020  
 Quant Method : Z:\HPCHEM\2\METHODS\022820DRO-ORO.M  
 Quant Title : DRO-ORO 09-09-15 DRO/ORO  
 QLast Update : Fri Feb 28 16:32:12 2020  
 Response via : Initial Calibration  
 Integrator: ChemStation 6890 Scale Mode: Large solvent peaks clipped

Volume Inj. :  
 Signal Phase :  
 Signal Info :

Compound	R.T.	Response	Conc Units
-----			
System Monitoring Compounds			
4) S n-Eicosane	8.828	35998286	18.786 ug/mLm
8) S1 Squalene	11.555	40470698	24.853 ug/mLm
Target Compounds			
1) H DRO C10-C20	0.000	0	N.D. ug/mL
2) H DRO C10-C25	0.000	0	N.D. ug/mL
3) H DRO C10-C28	0.000	0	N.D. ug/mL
5) H1 ORO C20-C34	9.230	1619119229	1415.605 ug/mLm
6) H1 ORO C25-C36	10.700	1859240275	1354.267 ug/mLm
7) H1 DRO C10-C36	0.000	0	N.D. ug/mL
-----			

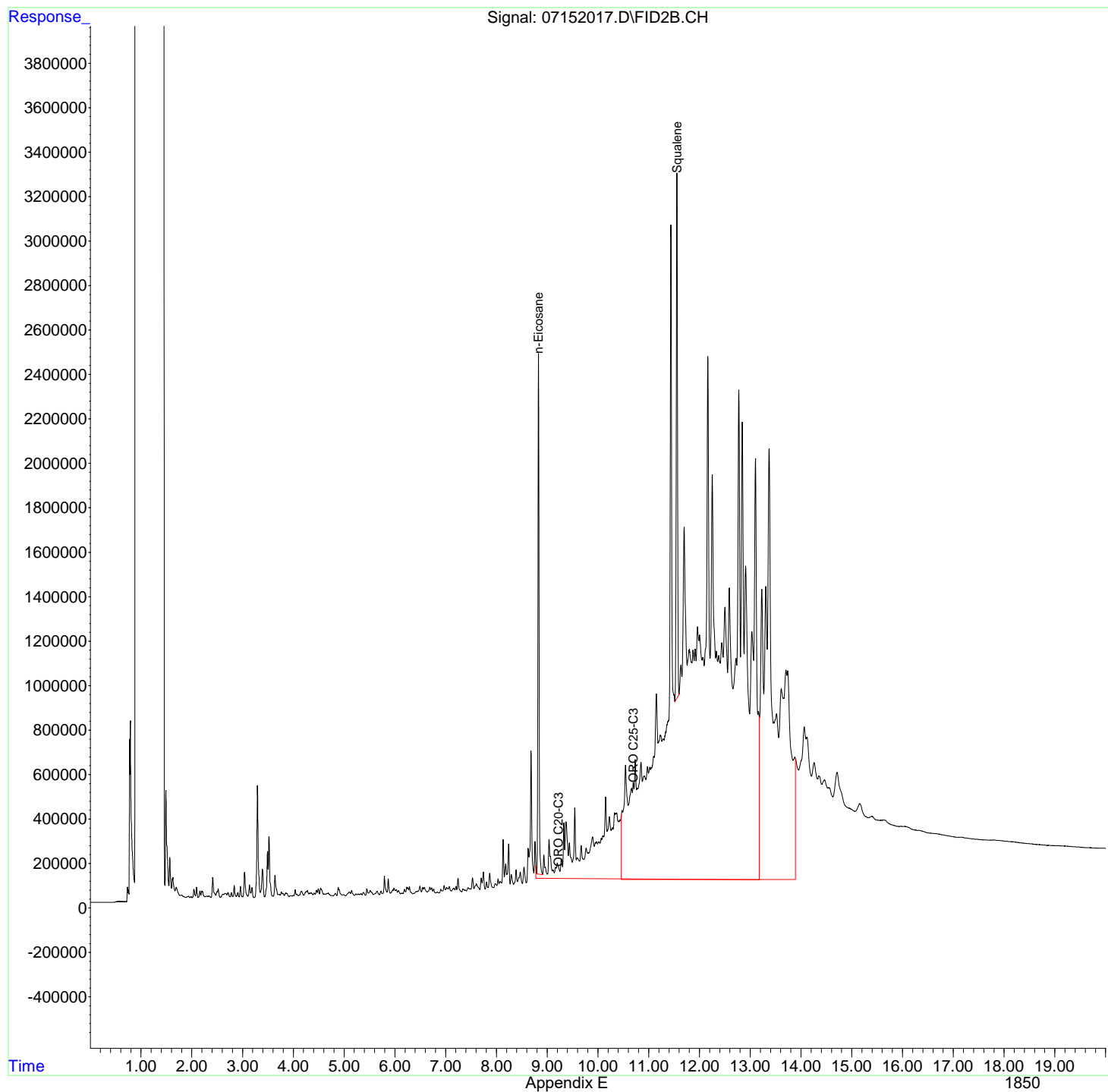
(f)=RT Delta > 1/2 Window

(m)=manual int.

Data Path : R:\2\DATA\071520\  
Data File : 07152017.D  
Signal(s) : FID2B.CH  
Acq On : 15 Jul 2020 5:14 pm  
Operator : GCSVOC-Dhiren  
Sample : 2006244-012A  
Misc :  
ALS Vial : 15 Sample Multiplier: 1

Integration File: EVENTS.E  
Quant Time: Jul 16 08:56:13 2020  
Quant Method : Z:\HPCHEM\2\METHODS\022820DRO-ORO.M  
Quant Title : DRO-ORO 09-09-15 DRO/ORO  
QLast Update : Fri Feb 28 16:32:12 2020  
Response via : Initial Calibration  
Integrator: ChemStation 6890 Scale Mode: Large solvent peaks clipped

Volume Inj. :  
Signal Phase :  
Signal Info :



Data Path : R:\2\DATA\071520\  
 Data File : 07152018.D  
 Signal(s) : FID2B.CH  
 Acq On : 15 Jul 2020 5:42 pm  
 Operator : GCSVOC-Dhiren  
 Sample : 2006244-012AMS  
 Misc :  
 ALS Vial : 16 Sample Multiplier: 1

Integration File: EVENTS.E  
 Quant Time: Jul 16 08:57:06 2020  
 Quant Method : Z:\HPCHEM\2\METHODS\022820DRO-ORO.M  
 Quant Title : DRO-ORO 09-09-15 DRO/ORO  
 QLast Update : Thu Jul 16 08:51:22 2020  
 Response via : Initial Calibration  
 Integrator: ChemStation 6890 Scale Mode: Large solvent peaks clipped

Volume Inj. :  
 Signal Phase :  
 Signal Info :

Compound	R.T.	Response	Conc Units
-----			
System Monitoring Compounds			
4) S n-Eicosane	8.830	39245443	19.546 ug/mLm
8) S1 Squalene	11.556	38014068	21.828 ug/mLm
Target Compounds			
1) H DRO C10-C20	5.050	715304975	464.152 ug/mLm
2) H DRO C10-C25	5.150	1024504163	577.363 ug/mLm
3) H DRO C10-C28	6.850	1107845038	605.212 ug/mLm
5) H1 ORO C20-C34	9.230	1799195577	1583.266 ug/mLm
6) H1 ORO C25-C36	10.700	2058071422	1509.978 ug/mLm
7) H1 DRO C10-C36	0.000	0	N.D. ug/mL
-----			

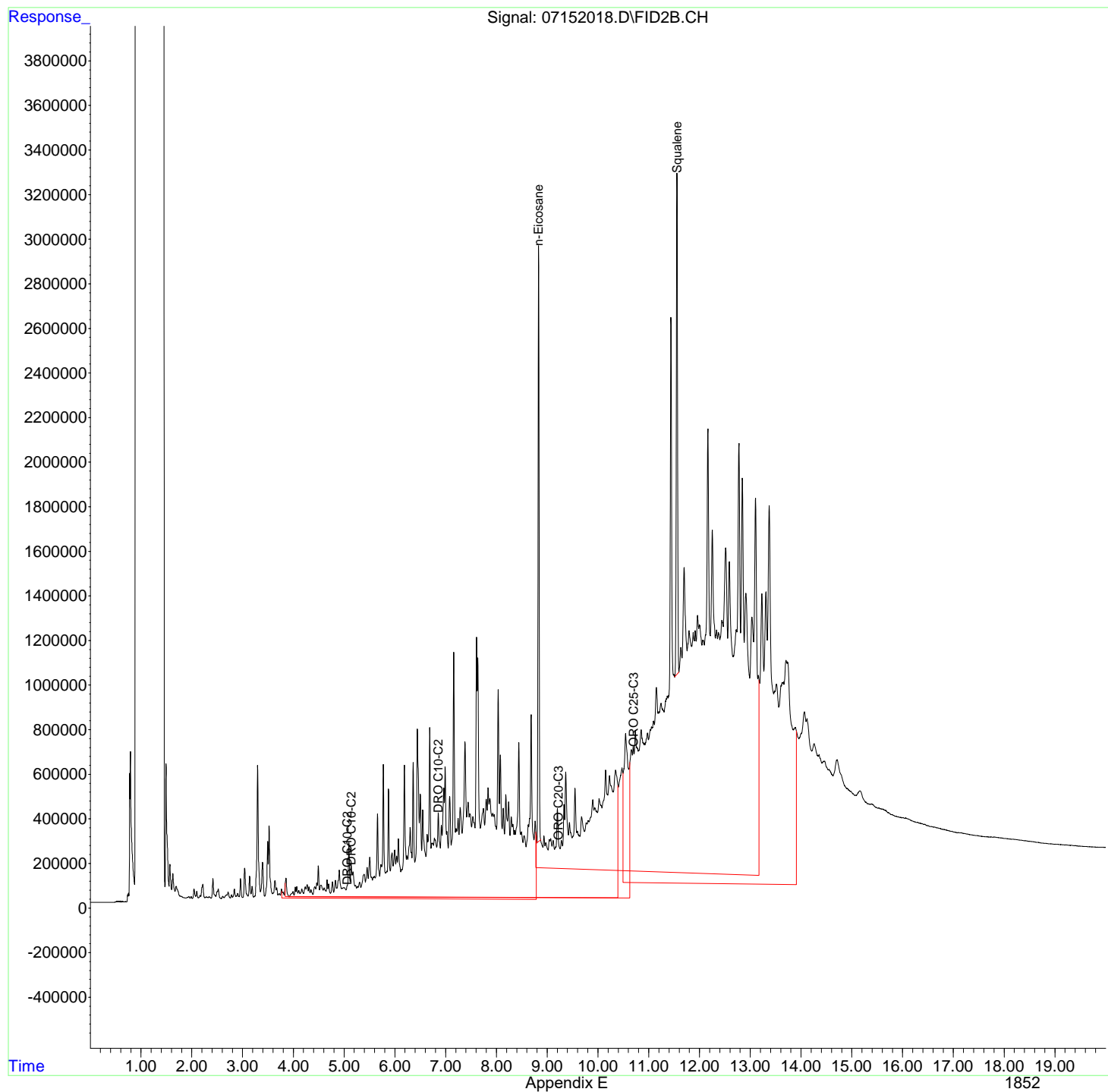
(f)=RT Delta > 1/2 Window

(m)=manual int.

Data Path : R:\2\DATA\071520\  
Data File : 07152018.D  
Signal(s) : FID2B.CH  
Acq On : 15 Jul 2020 5:42 pm  
Operator : GCSVOC-Dhiren  
Sample : 2006244-012AMS  
Misc :  
ALS Vial : 16 Sample Multiplier: 1

Integration File: EVENTS.E  
Quant Time: Jul 16 08:57:06 2020  
Quant Method : Z:\HPCHEM\2\METHODS\022820DRO-ORO.M  
Quant Title : DRO-ORO 09-09-15 DRO/ORO  
QLast Update : Thu Jul 16 08:51:22 2020  
Response via : Initial Calibration  
Integrator: ChemStation 6890 Scale Mode: Large solvent peaks clipped

Volume Inj. :  
Signal Phase :  
Signal Info :





Data Path : R:\2\DATA\071520\  
 Data File : 07152019.D  
 Signal(s) : FID2B.CH  
 Acq On : 15 Jul 2020 6:09 pm  
 Operator : GCSVOC-Dhiren  
 Sample : 2006244-012AMSD  
 Misc :  
 ALS Vial : 17 Sample Multiplier: 1

Integration File: EVENTS.E  
 Quant Time: Jul 16 08:59:30 2020  
 Quant Method : Z:\HPCHEM\2\METHODS\022820DRO-ORO.M  
 Quant Title : DRO-ORO 09-09-15 DRO/ORO  
 QLast Update : Thu Jul 16 08:51:22 2020  
 Response via : Initial Calibration  
 Integrator: ChemStation 6890 Scale Mode: Large solvent peaks clipped

Volume Inj. :  
 Signal Phase :  
 Signal Info :

Compound	R.T.	Response	Conc Units
-----			
System Monitoring Compounds			
4) S n-Eicosane	8.830	40087498	19.965 ug/mLm
8) S1 Squalene	11.555	40567105	23.294 ug/mLm
Target Compounds			
1) H DRO C10-C20	5.050	688683579	446.271 ug/mLm
2) H DRO C10-C25	5.150	1099747528	620.663 ug/mLm
3) H DRO C10-C28	6.850	1215333299	665.766 ug/mLm
5) H1 ORO C20-C34	9.230	1901441561	1678.462 ug/mLm
6) H1 ORO C25-C36	10.700	2134637634	1569.940 ug/mLm
7) H1 DRO C10-C36	0.000	0	N.D. ug/mL
-----			

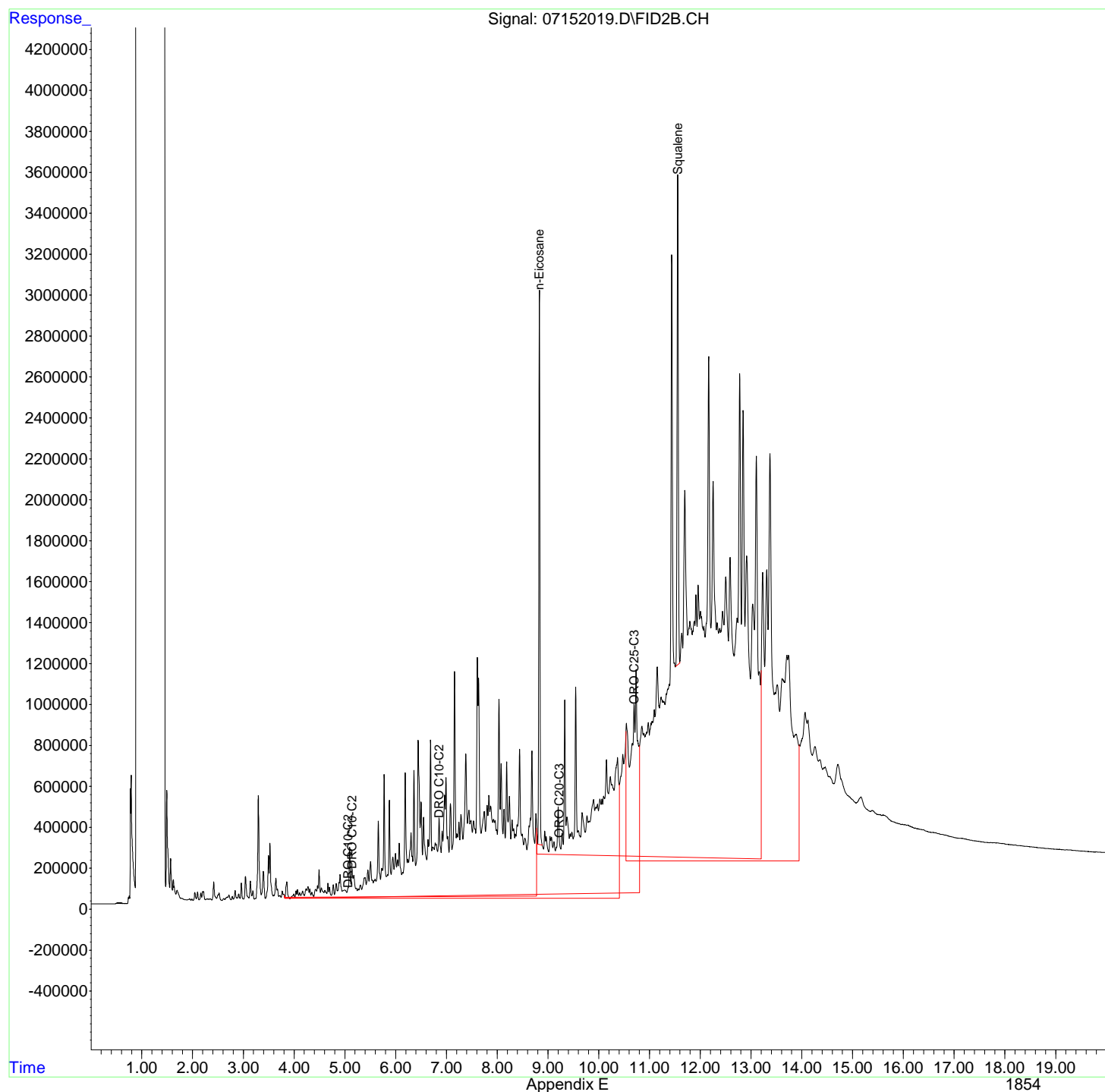
(f)=RT Delta > 1/2 Window

(m)=manual int.

Data Path : R:\2\DATA\071520\  
Data File : 07152019.D  
Signal(s) : FID2B.CH  
Acq On : 15 Jul 2020 6:09 pm  
Operator : GCSVOC-Dhiren  
Sample : 2006244-012AMSD  
Misc :  
ALS Vial : 17 Sample Multiplier: 1

Integration File: EVENTS.E  
Quant Time: Jul 16 08:59:30 2020  
Quant Method : Z:\HPCHEM\2\METHODS\022820DRO-ORO.M  
Quant Title : DRO-ORO 09-09-15 DRO/ORO  
QLast Update : Thu Jul 16 08:51:22 2020  
Response via : Initial Calibration  
Integrator: ChemStation 6890 Scale Mode: Large solvent peaks clipped

Volume Inj. :  
Signal Phase :  
Signal Info :



Data Path : R:\2\DATA\071520\  
 Data File : 07152023.D  
 Signal(s) : FID2B.CH  
 Acq On : 15 Jul 2020 7:59 pm  
 Operator : GCSVOC-Dhiren  
 Sample : 2006481-018A  
 Misc : Reinject  
 ALS Vial : 21 Sample Multiplier: 1

Integration File: EVENTS.E  
 Quant Time: Jul 16 08:44:01 2020  
 Quant Method : Z:\HPCHEM\2\METHODS\022820DRO-ORO.M  
 Quant Title : DRO-ORO 09-09-15 DRO/ORO  
 QLast Update : Fri Feb 28 16:32:12 2020  
 Response via : Initial Calibration  
 Integrator: ChemStation 6890 Scale Mode: Large solvent peaks clipped

Volume Inj. :  
 Signal Phase :  
 Signal Info :

Compound	R.T.	Response	Conc Units
-----			
System Monitoring Compounds			
4) S n-Eicosane	8.829	9633989	4.586 ug/mLm
8) S1 Squalene	11.556	9311485	5.136 ug/mLm
Target Compounds			
1) H DRO C10-C20	0.000	0	N.D. ug/mL
2) H DRO C10-C25	0.000	0	N.D. ug/mL
3) H DRO C10-C28	0.000	0	N.D. ug/mL
5) H1 ORO C20-C34	9.230	942430548	785.570 ug/mLm
6) H1 ORO C25-C36	10.700	1179188874	821.694 ug/mLm
7) H1 DRO C10-C36	0.000	0	N.D. ug/mL
-----			

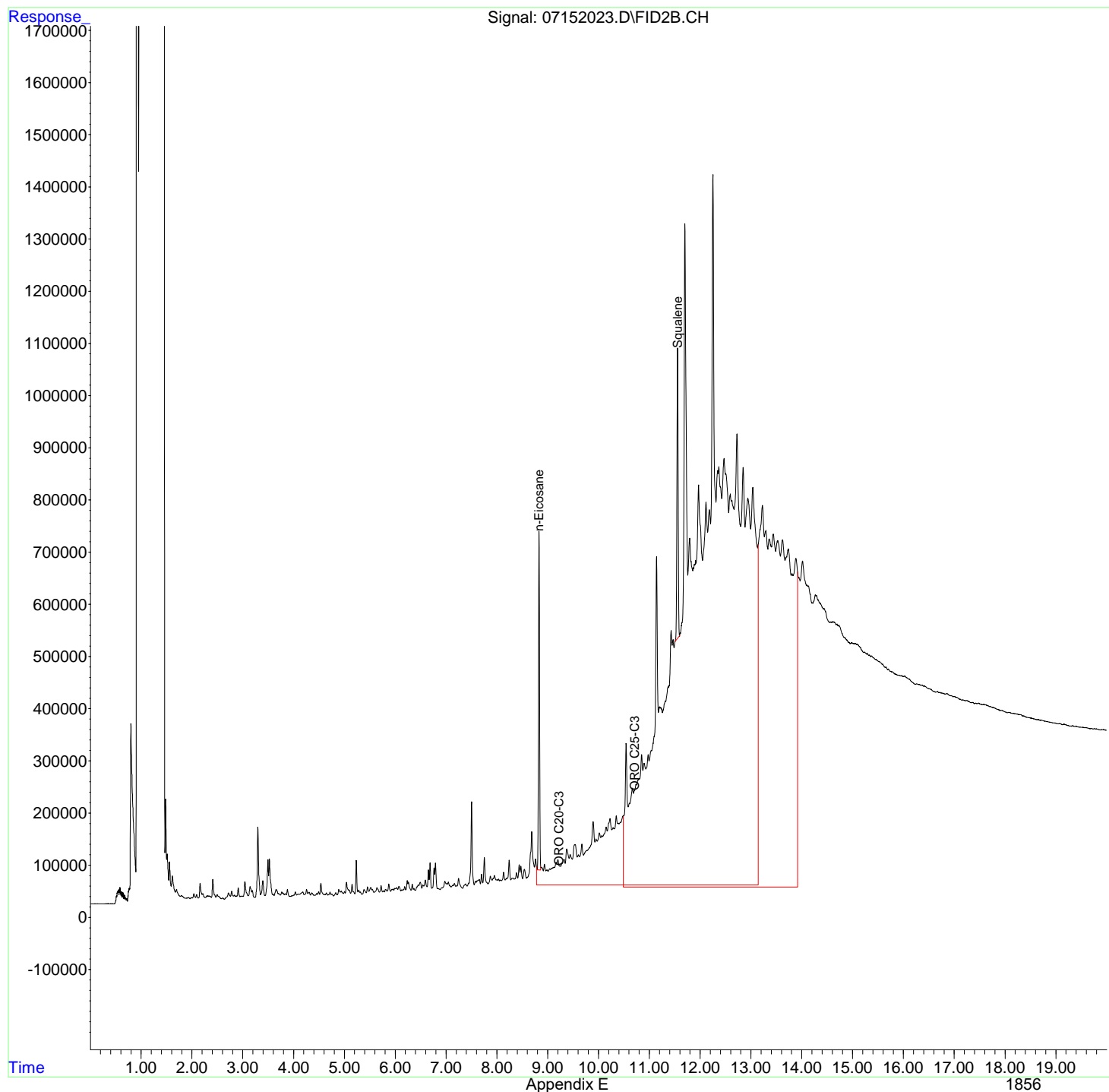
(f)=RT Delta > 1/2 Window

(m)=manual int.

Data Path : R:\2\DATA\071520\  
Data File : 07152023.D  
Signal(s) : FID2B.CH  
Acq On : 15 Jul 2020 7:59 pm  
Operator : GCSVOC-Dhiren  
Sample : 2006481-018A  
Misc : Reinject  
ALS Vial : 21 Sample Multiplier: 1

Integration File: EVENTS.E  
Quant Time: Jul 16 08:44:01 2020  
Quant Method : Z:\HPCHEM\2\METHODS\022820DRO-ORO.M  
Quant Title : DRO-ORO 09-09-15 DRO/ORO  
QLast Update : Fri Feb 28 16:32:12 2020  
Response via : Initial Calibration  
Integrator: ChemStation 6890 Scale Mode: Large solvent peaks clipped

Volume Inj. :  
Signal Phase :  
Signal Info :



Data Path : R:\2\DATA\071520\  
 Data File : 07152025.D  
 Signal(s) : FID2B.CH  
 Acq On : 15 Jul 2020 8:54 pm  
 Operator : GCSVOC-Dhiren  
 Sample : CCB-071520-1  
 Misc :  
 ALS Vial : 2 Sample Multiplier: 1

Integration File: EVENTS.E  
 Quant Time: Jul 16 08:41:09 2020  
 Quant Method : Z:\HPCHEM\2\METHODS\022820DRO-ORO.M  
 Quant Title : DRO-ORO 09-09-15 DRO/ORO  
 QLast Update : Fri Feb 28 16:32:12 2020  
 Response via : Initial Calibration  
 Integrator: ChemStation 6890 Scale Mode: Large solvent peaks clipped

Volume Inj. :  
 Signal Phase :  
 Signal Info :

Compound	R.T.	Response	Conc	Units
-----				
System Monitoring Compounds				
4) S n-Eicosane	8.830	33488898	17.434	ug/mL
8) S1 Squalene	11.555	27224462	16.471	ug/mLm
Target Compounds				
1) H DRO C10-C20	0.000	0	N.D.	ug/mL
2) H DRO C10-C25	0.000	0	N.D.	ug/mL
3) H DRO C10-C28	0.000	0	N.D.	ug/mL
5) H1 ORO C20-C34	0.000	0	N.D.	ug/mL
6) H1 ORO C25-C36	0.000	0	N.D.	ug/mL
7) H1 DRO C10-C36	0.000	0	N.D.	ug/mL
-----				

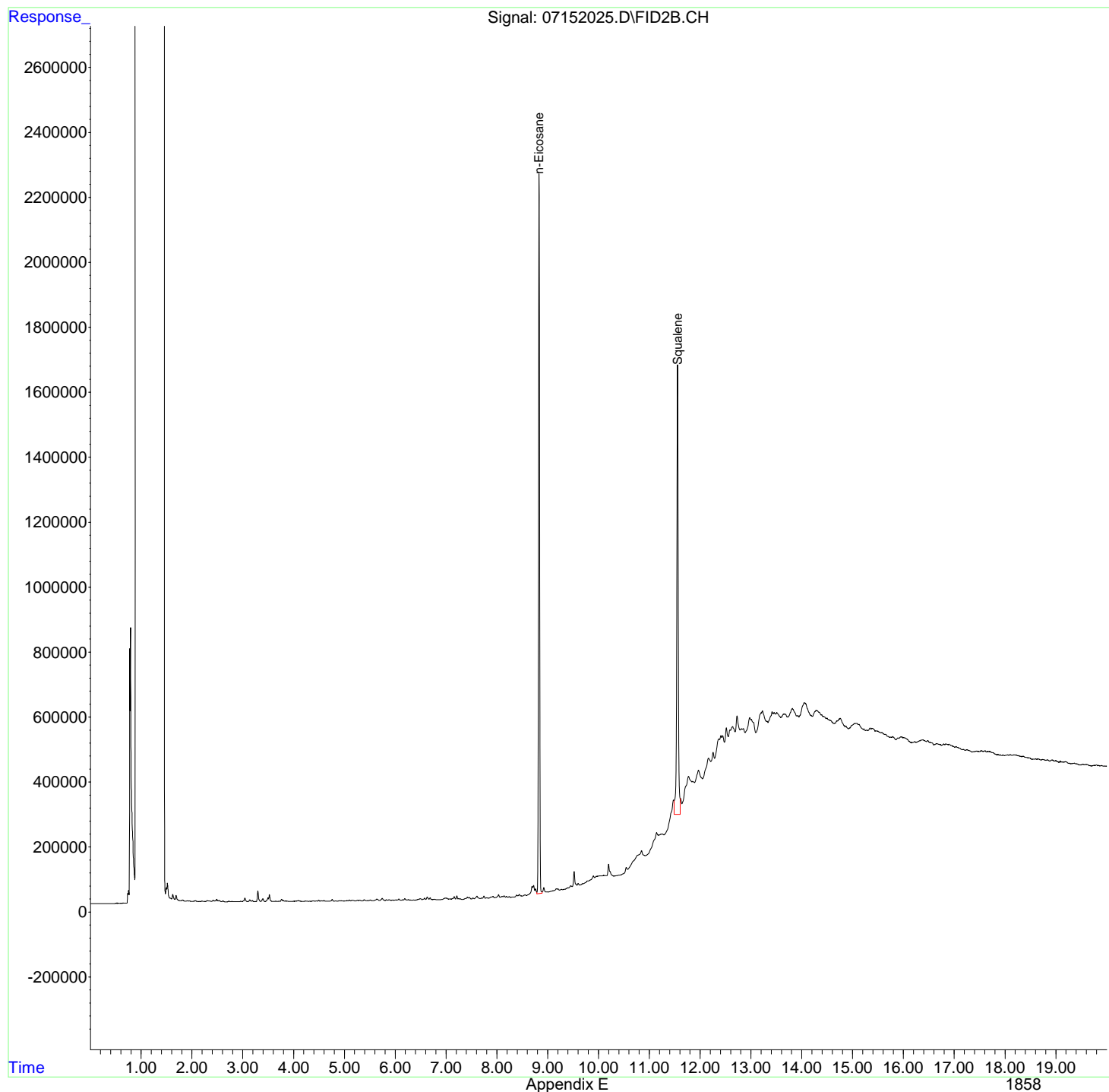
(f)=RT Delta > 1/2 Window

(m)=manual int.

Data Path : R:\2\DATA\071520\  
Data File : 07152025.D  
Signal(s) : FID2B.CH  
Acq On : 15 Jul 2020 8:54 pm  
Operator : GCSVOC-Dhiren  
Sample : CCB-071520-1  
Misc :  
ALS Vial : 2 Sample Multiplier: 1

Integration File: EVENTS.E  
Quant Time: Jul 16 08:41:09 2020  
Quant Method : Z:\HPCHEM\2\METHODS\022820DRO-ORO.M  
Quant Title : DRO-ORO 09-09-15 DRO/ORO  
QLast Update : Fri Feb 28 16:32:12 2020  
Response via : Initial Calibration  
Integrator: ChemStation 6890 Scale Mode: Large solvent peaks clipped

Volume Inj. :  
Signal Phase :  
Signal Info :



Data Path : R:\2\DATA\071520\  
 Data File : 07152026.D  
 Signal(s) : FID2B.CH  
 Acq On : 15 Jul 2020 9:22 pm  
 Operator : GCSVOC-Dhiren  
 Sample : CCV-DRO-071520-1  
 Misc :  
 ALS Vial : 4 Sample Multiplier: 1

Integration File: EVENTS.E  
 Quant Time: Jul 16 08:40:31 2020  
 Quant Method : Z:\HPCHEM\2\METHODS\022820DRO-ORO.M  
 Quant Title : DRO-ORO 09-09-15 DRO/ORO  
 QLast Update : Fri Feb 28 16:32:12 2020  
 Response via : Initial Calibration  
 Integrator: ChemStation 6890 Scale Mode: Large solvent peaks clipped

Volume Inj. :  
 Signal Phase :  
 Signal Info :

Min. RRF : 0.000 Min. Rel. Area : 50% Max. R.T. Dev 0.50min  
 Max. RRF Dev : 15% Max. Rel. Area : 150%

	Compound	Amount	Calc.	%Dev	Area%	Dev (Min)
1 H	DRO C10-C20	1000.000	1091.779	-9.2	0	0.00
2 H	DRO C10-C25	1000.000	986.189	1.4	0	0.00
3 H	DRO C10-C28	1000.000	1018.200	-1.8	0	0.00
5 H1	ORO C20-C34	1000.000	-92.123	109.2#	0	-9.23#
6 H1	ORO C25-C36	1000.000	-101.971	110.2#	0	-10.70#
7 H1	DRO C10-C36	1000.000	1217.704	-21.8#	0	0.00
8 S1	Squalene	20.000	21.968	-9.8	0	0.00

Evaluate Continuing Calibration Report - Not Found

4 S	n-Eicosane	10.000	0.000	100.0#	0	-8.83#
5 H1	ORO C20-C34	1000.000	-92.123	109.2#	0	-9.23#
6 H1	ORO C25-C36	1000.000	-101.971	110.2#	0	-10.70#

(#) = Out of Range

SPCC's out = 0 CCC's out = 0

Data Path : R:\2\DATA\071520\  
 Data File : 07152026.D  
 Signal(s) : FID2B.CH  
 Acq On : 15 Jul 2020 9:22 pm  
 Operator : GCSVOC-Dhiren  
 Sample : CCV-DRO-071520-1  
 Misc :  
 ALS Vial : 4 Sample Multiplier: 1

Integration File: EVENTS.E  
 Quant Time: Jul 16 08:40:31 2020  
 Quant Method : Z:\HPCHEM\2\METHODS\022820DRO-ORO.M  
 Quant Title : DRO-ORO 09-09-15 DRO/ORO  
 QLast Update : Fri Feb 28 16:32:12 2020  
 Response via : Initial Calibration  
 Integrator: ChemStation 6890 Scale Mode: Large solvent peaks clipped

Volume Inj. :  
 Signal Phase :  
 Signal Info :

Compound	R.T.	Response	Conc	Units
-----				
System Monitoring Compounds				
4) S n-Eicosane	0.000	0	N.D.	ug/mL
8) S1 Squalene	11.555	35910584	21.968	ug/mLm
Target Compounds				
1) H DRO C10-C20	5.050	1649693784	1091.779	ug/mLm
2) H DRO C10-C25	5.150	1734929392	986.189	ug/mLm
3) H DRO C10-C28	6.850	1840932419	1018.200	ug/mLm
5) H1 ORO C20-C34	0.000	0	N.D.	ug/mL
6) H1 ORO C25-C36	0.000	0	N.D.	ug/mL
7) H1 DRO C10-C36	8.400	2301988903	1217.704	ug/mLm
-----				

(f)=RT Delta > 1/2 Window

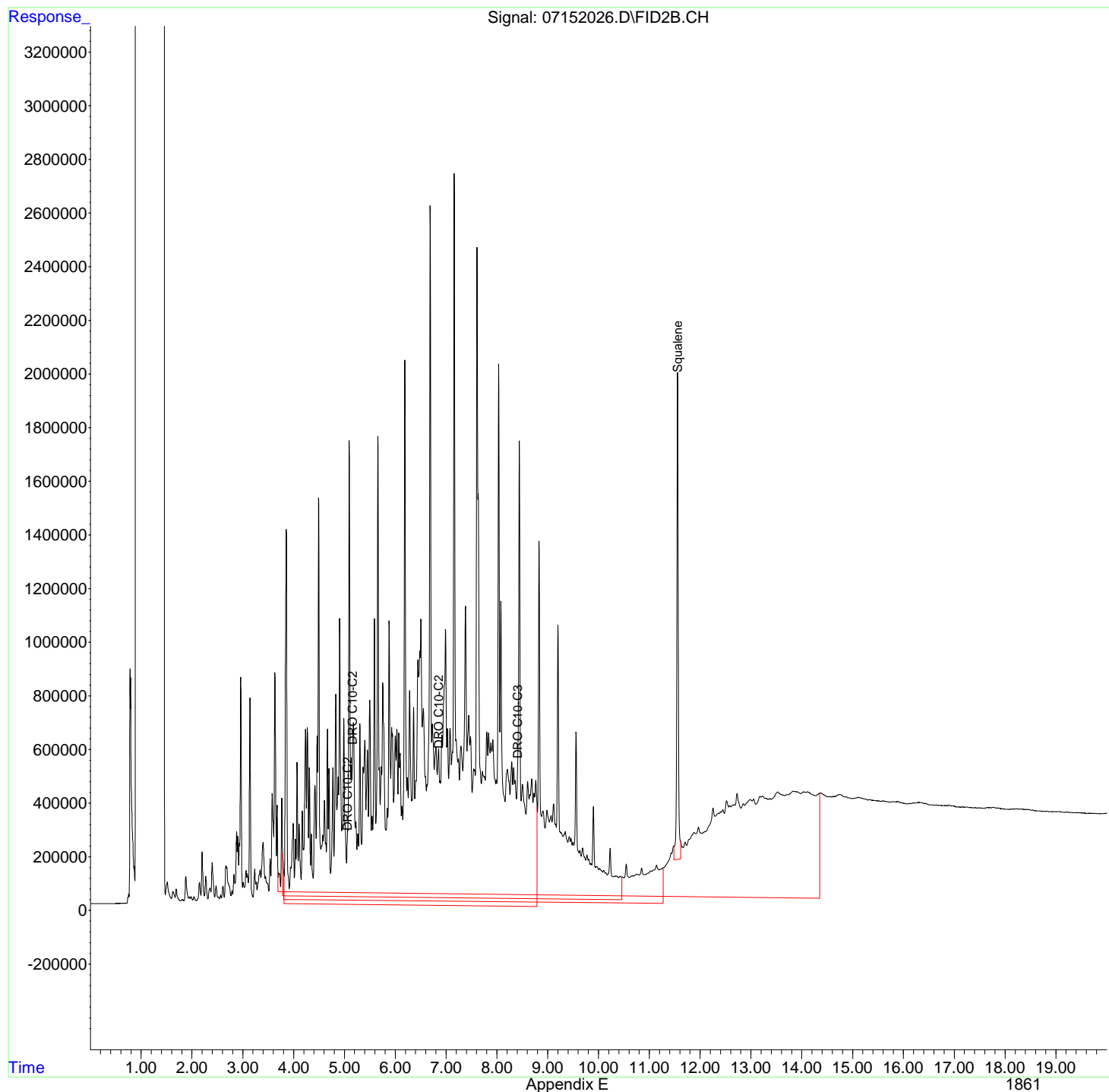
(m)=manual int.



Data Path : R:\2\DATA\071520\  
Data File : 07152026.D  
Signal(s) : FID2B.CH  
Acq On : 15 Jul 2020 9:22 pm  
Operator : GCSVOC-Dhiren  
Sample : CCV-DRO-071520-1  
Misc :  
ALS Vial : 4 Sample Multiplier: 1

Integration File: EVENTS.E  
Quant Time: Jul 16 08:40:31 2020  
Quant Method : Z:\HPCHEM\2\METHODS\022820DRO-ORO.M  
Quant Title : DRO-ORO 09-09-15 DRO/ORO  
QLast Update : Fri Feb 28 16:32:12 2020  
Response via : Initial Calibration  
Integrator: ChemStation 6890 Scale Mode: Large solvent peaks clipped

Volume Inj. :  
Signal Phase :  
Signal Info :



Data Path : R:\2\DATA\071520\  
 Data File : 07152027.D  
 Signal(s) : FID2B.CH  
 Acq On : 15 Jul 2020 9:49 pm  
 Operator : GCSVOC-Dhiren  
 Sample : CCV-ORO-071520-1  
 Misc :  
 ALS Vial : 6 Sample Multiplier: 1

Integration File: EVENTS.E  
 Quant Time: Jul 16 08:38:31 2020  
 Quant Method : Z:\HPCHEM\2\METHODS\022820DRO-ORO.M  
 Quant Title : DRO-ORO 09-09-15 DRO/ORO  
 QLast Update : Fri Feb 28 16:32:12 2020  
 Response via : Initial Calibration  
 Integrator: ChemStation 6890 Scale Mode: Large solvent peaks clipped

Volume Inj. :  
 Signal Phase :  
 Signal Info :

Min. RRF : 0.000 Min. Rel. Area : 50% Max. R.T. Dev 0.50min  
 Max. RRF Dev : 15% Max. Rel. Area : 150%

	Compound	Amount	Calc.	%Dev	Area%	Dev (Min)
4 S	n-Eicosane	10.000	11.822	-18.2#	0	0.00
5 H1	ORO C20-C34	1000.000	1106.859	-10.7	0	0.00
6 H1	ORO C25-C36	1000.000	1006.213	-0.6	0	0.00
7 H1	DRO C10-C36	1000.000	-110.422	111.0#	0	-8.40#

Evaluate Continuing Calibration Report - Not Finds

1 H	DRO C10-C20	1000.000	0.000	100.0#	0	-5.05#
2 H	DRO C10-C25	1000.000	0.000	100.0#	0	-5.15#
3 H	DRO C10-C28	1000.000	0.000	100.0#	0	-6.85#
8 S1	Squalene	20.000	0.000	100.0#	0	-11.56#

(#) = Out of Range

SPCC's out = 0 CCC's out = 0

Data Path : R:\2\DATA\071520\  
 Data File : 07152027.D  
 Signal(s) : FID2B.CH  
 Acq On : 15 Jul 2020 9:49 pm  
 Operator : GCSVOC-Dhiren  
 Sample : CCV-ORO-071520-1  
 Misc :  
 ALS Vial : 6 Sample Multiplier: 1

Integration File: EVENTS.E  
 Quant Time: Jul 16 08:38:31 2020  
 Quant Method : Z:\HPCHEM\2\METHODS\022820DRO-ORO.M  
 Quant Title : DRO-ORO 09-09-15 DRO/ORO  
 QLast Update : Fri Feb 28 16:32:12 2020  
 Response via : Initial Calibration  
 Integrator: ChemStation 6890 Scale Mode: Large solvent peaks clipped

Volume Inj. :  
 Signal Phase :  
 Signal Info :

Compound	R.T.	Response	Conc Units
-----			
System Monitoring Compounds			
4) S n-Eicosane	8.829	23069280	11.822 ug/mL
8) S1 Squalene	0.000	0	N.D. ug/mL
Target Compounds			
1) H DRO C10-C20	0.000	0	N.D. ug/mL
2) H DRO C10-C25	0.000	0	N.D. ug/mL
3) H DRO C10-C28	0.000	0	N.D. ug/mL
5) H1 ORO C20-C34	9.230	1287510519	1106.859 ug/mLm
6) H1 ORO C25-C36	10.700	1414804055	1006.213 ug/mLm
7) H1 DRO C10-C36	0.000	0	N.D. ug/mL
-----			

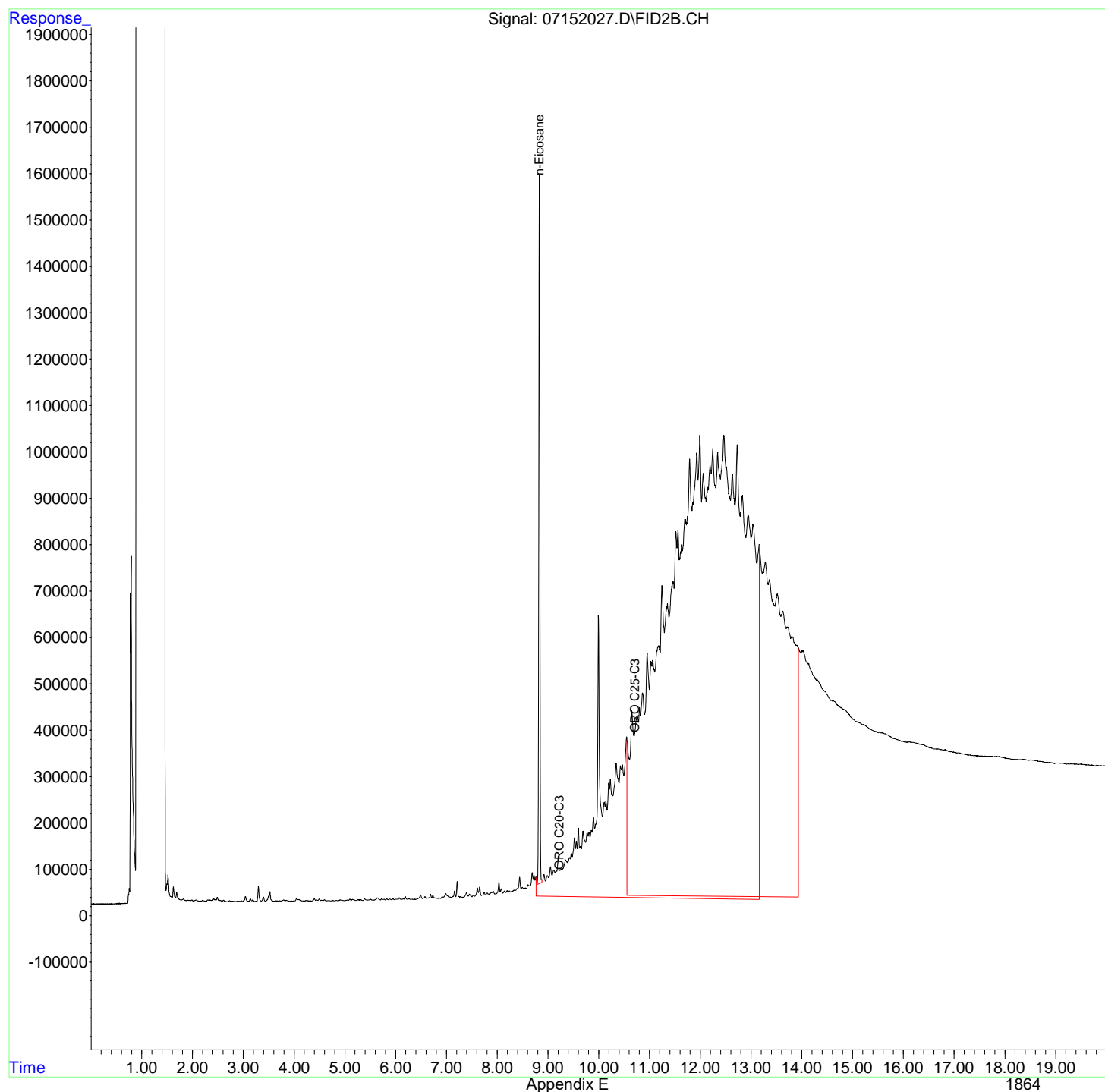
(f)=RT Delta > 1/2 Window

(m)=manual int.

Data Path : R:\2\DATA\071520\  
Data File : 07152027.D  
Signal(s) : FID2B.CH  
Acq On : 15 Jul 2020 9:49 pm  
Operator : GCSVOC-Dhiren  
Sample : CCV-ORO-071520-1  
Misc :  
ALS Vial : 6 Sample Multiplier: 1

Integration File: EVENTS.E  
Quant Time: Jul 16 08:38:31 2020  
Quant Method : Z:\HPCHEM\2\METHODS\022820DRO-ORO.M  
Quant Title : DRO-ORO 09-09-15 DRO/ORO  
QLast Update : Fri Feb 28 16:32:12 2020  
Response via : Initial Calibration  
Integrator: ChemStation 6890 Scale Mode: Large solvent peaks clipped

Volume Inj. :  
Signal Phase :  
Signal Info :



Data Path : R:\2\DATA\071520\  
 Data File : 07152029.D  
 Signal(s) : FID2B.CH  
 Acq On : 15 Jul 2020 10:44 pm  
 Operator : GCSVOC-Dhiren  
 Sample : CCB-071520-2  
 Misc :  
 ALS Vial : 2 Sample Multiplier: 1

Integration File: EVENTS.E  
 Quant Time: Jul 16 08:32:41 2020  
 Quant Method : Z:\HPCHEM\2\METHODS\022820DRO-ORO.M  
 Quant Title : DRO-ORO 09-09-15 DRO/ORO  
 QLast Update : Fri Feb 28 16:32:12 2020  
 Response via : Initial Calibration  
 Integrator: ChemStation 6890 Scale Mode: Large solvent peaks clipped

Volume Inj. :  
 Signal Phase :  
 Signal Info :

Compound	R.T.	Response	Conc	Units
-----				
System Monitoring Compounds				
4) S n-Eicosane	8.829	32452418	16.876	ug/mL
8) S1 Squalene	11.555	24661616	14.850	ug/mL
Target Compounds				
1) H DRO C10-C20	0.000	0	N.D.	ug/mL
2) H DRO C10-C25	0.000	0	N.D.	ug/mL
3) H DRO C10-C28	0.000	0	N.D.	ug/mL
5) H1 ORO C20-C34	0.000	0	N.D.	ug/mL
6) H1 ORO C25-C36	0.000	0	N.D.	ug/mL
7) H1 DRO C10-C36	0.000	0	N.D.	ug/mL
-----				

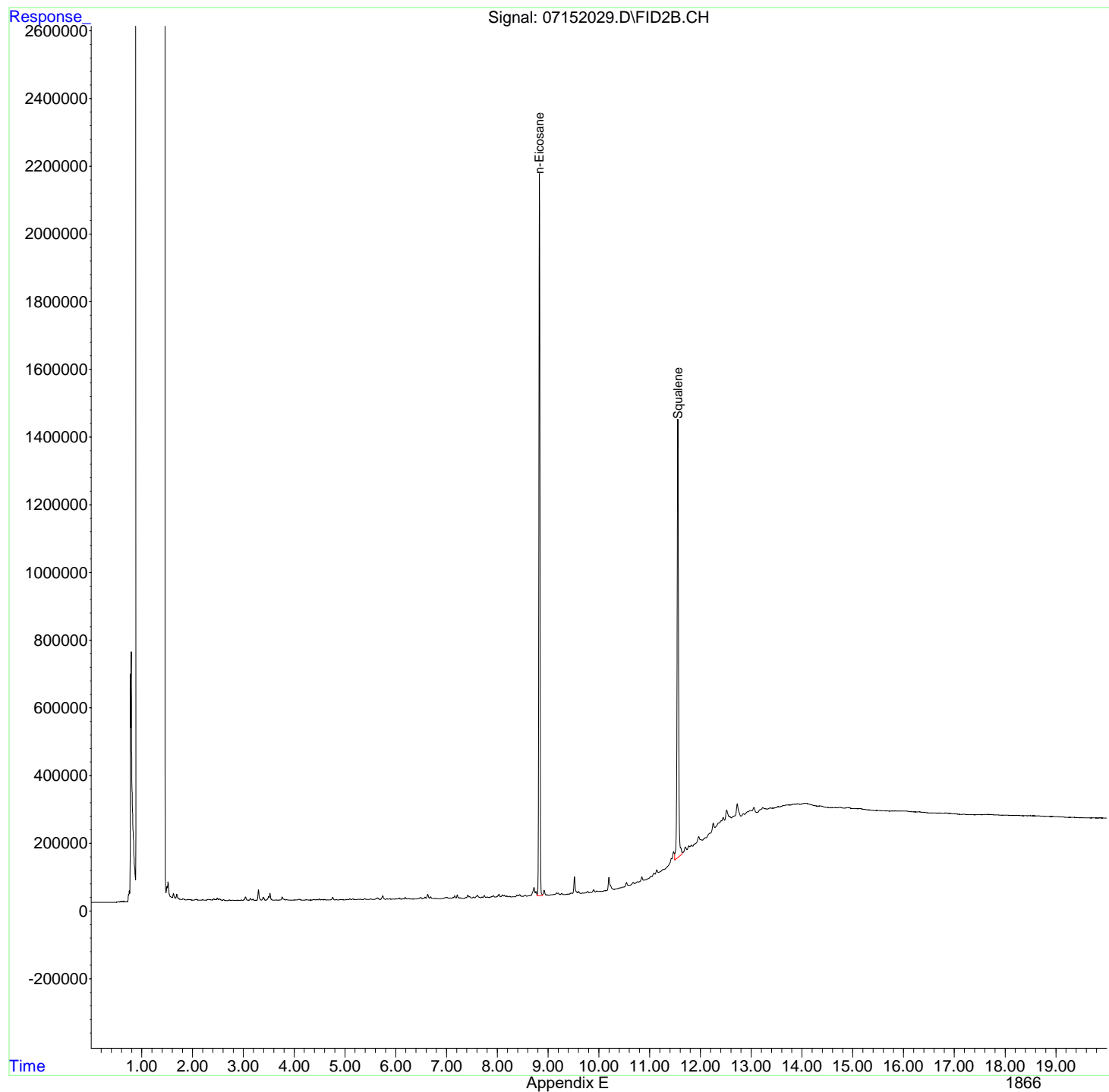
(f)=RT Delta > 1/2 Window

(m)=manual int.

Data Path : R:\2\DATA\071520\  
Data File : 07152029.D  
Signal(s) : FID2B.CH  
Acq On : 15 Jul 2020 10:44 pm  
Operator : GCSVOC-Dhiren  
Sample : CCB-071520-2  
Misc :  
ALS Vial : 2 Sample Multiplier: 1

Integration File: EVENTS.E  
Quant Time: Jul 16 08:32:41 2020  
Quant Method : Z:\HPCHEM\2\METHODS\022820DRO-ORO.M  
Quant Title : DRO-ORO 09-09-15 DRO/ORO  
QLast Update : Fri Feb 28 16:32:12 2020  
Response via : Initial Calibration  
Integrator: ChemStation 6890 Scale Mode: Large solvent peaks clipped

Volume Inj. :  
Signal Phase :  
Signal Info :



Data Path : R:\2\DATA\071520\  
 Data File : 07152030.D  
 Signal(s) : FID2B.CH  
 Acq On : 15 Jul 2020 11:11 pm  
 Operator : GCSVOC-Dhiren  
 Sample : CCV-DRO-071520-2  
 Misc :  
 ALS Vial : 4 Sample Multiplier: 1

Integration File: EVENTS.E  
 Quant Time: Jul 16 09:21:21 2020  
 Quant Method : Z:\HPCHEM\2\METHODS\022820DRO-ORO.M  
 Quant Title : DRO-ORO 09-09-15 DRO/ORO  
 QLast Update : Fri Feb 28 16:32:12 2020  
 Response via : Initial Calibration  
 Integrator: ChemStation 6890 Scale Mode: Large solvent peaks clipped

Volume Inj. :  
 Signal Phase :  
 Signal Info :

Min. RRF : 0.000 Min. Rel. Area : 50% Max. R.T. Dev 0.50min  
 Max. RRF Dev : 15% Max. Rel. Area : 150%

	Compound	Amount	Calc.	%Dev	Area%	Dev (Min)
1 H	DRO C10-C20	1000.000	996.979	0.3	0	0.00
2 H	DRO C10-C25	1000.000	953.199	4.7	0	0.00
3 H	DRO C10-C28	1000.000	969.326	3.1	0	0.00
5 H1	ORO C20-C34	1000.000	-90.897	109.1#	0	-9.23#
6 H1	ORO C25-C36	1000.000	-100.940	110.1#	0	-10.70#
7 H1	DRO C10-C36	1000.000	1044.773	-4.5	0	0.00
8 S1	Squalene	20.000	20.180	-0.9	0	0.00

Evaluate Continuing Calibration Report - Not Finds

4 S	n-Eicosane	10.000	0.000	100.0#	0	-8.83#
-----	------------	--------	-------	--------	---	--------

(#) = Out of Range

SPCC's out = 0 CCC's out = 0

Data Path : R:\2\DATA\071520\  
 Data File : 07152030.D  
 Signal(s) : FID2B.CH  
 Acq On : 15 Jul 2020 11:11 pm  
 Operator : GCSVOC-Dhiren  
 Sample : CCV-DRO-071520-2  
 Misc :  
 ALS Vial : 4 Sample Multiplier: 1

Integration File: EVENTS.E  
 Quant Time: Jul 16 09:21:21 2020  
 Quant Method : Z:\HPCHEM\2\METHODS\022820DRO-ORO.M  
 Quant Title : DRO-ORO 09-09-15 DRO/ORO  
 QLast Update : Fri Feb 28 16:32:12 2020  
 Response via : Initial Calibration  
 Integrator: ChemStation 6890 Scale Mode: Large solvent peaks clipped

Volume Inj. :  
 Signal Phase :  
 Signal Info :

Compound	R.T.	Response	Conc	Units
-----				
System Monitoring Compounds				
4) S n-Eicosane	0.000	0	N.D.	ug/mL
8) S1 Squalene	11.555	33085281	20.180	ug/mLm
Target Compounds				
1) H DRO C10-C20	5.050	1508558945	996.979	ug/mLm
2) H DRO C10-C25	5.150	1677602376	953.199	ug/mLm
3) H DRO C10-C28	6.850	1754176389	969.326	ug/mLm
5) H1 ORO C20-C34	0.000	0	N.D.	ug/mL
6) H1 ORO C25-C36	0.000	0	N.D.	ug/mL
7) H1 DRO C10-C36	8.400	2002510597	1044.773	ug/mLm
-----				

(f)=RT Delta > 1/2 Window

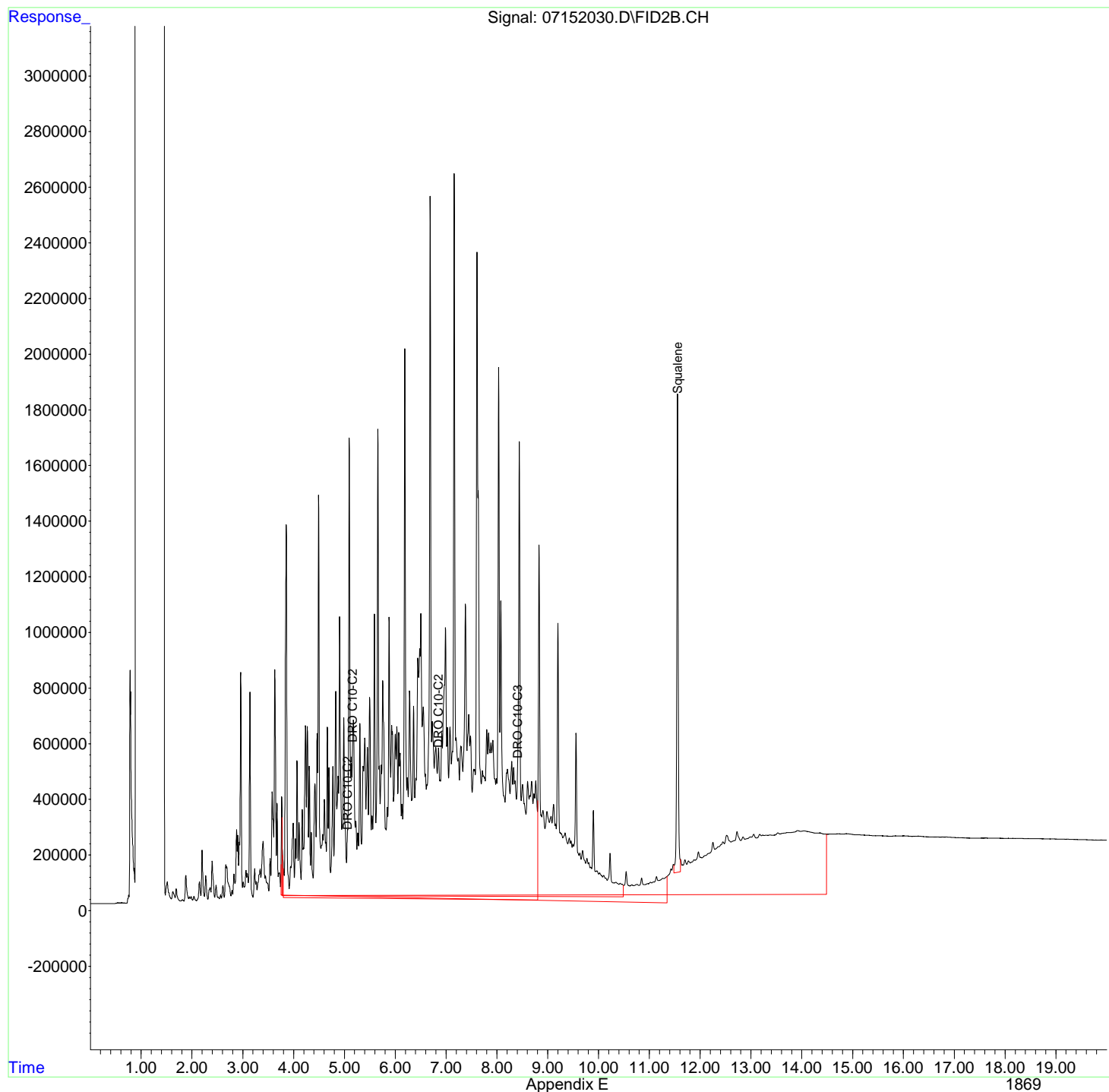
(m)=manual int.



Data Path : R:\2\DATA\071520\  
Data File : 07152030.D  
Signal(s) : FID2B.CH  
Acq On : 15 Jul 2020 11:11 pm  
Operator : GCSVOC-Dhiren  
Sample : CCV-DRO-071520-2  
Misc :  
ALS Vial : 4 Sample Multiplier: 1

Integration File: EVENTS.E  
Quant Time: Jul 16 09:21:21 2020  
Quant Method : Z:\HPCHEM\2\METHODS\022820DRO-ORO.M  
Quant Title : DRO-ORO 09-09-15 DRO/ORO  
QLast Update : Fri Feb 28 16:32:12 2020  
Response via : Initial Calibration  
Integrator: ChemStation 6890 Scale Mode: Large solvent peaks clipped

Volume Inj. :  
Signal Phase :  
Signal Info :



Data Path : R:\2\DATA\071520\  
Data File : 07152031.D  
Signal(s) : FID2B.CH  
Acq On : 15 Jul 2020 11:39 pm  
Operator : GCSVOC-Dhiren  
Sample : CCV-ORO-071520-2  
Misc :  
ALS Vial : 6 Sample Multiplier: 1

Integration File: EVENTS.E  
Quant Time: Jul 16 08:36:01 2020  
Quant Method : Z:\HPCHEM\2\METHODS\022820DRO-ORO.M  
Quant Title : DRO-ORO 09-09-15 DRO/ORO  
QLast Update : Fri Feb 28 16:32:12 2020  
Response via : Initial Calibration  
Integrator: ChemStation 6890 Scale Mode: Large solvent peaks clipped

Volume Inj. :  
Signal Phase :  
Signal Info :

Min. RRF : 0.000 Min. Rel. Area : 50% Max. R.T. Dev 0.50min  
Max. RRF Dev : 15% Max. Rel. Area : 150%

	Compound	Amount	Calc.	%Dev	Area%	Dev (Min)
4 S	n-Eicosane	10.000	11.422	-14.2	0	0.00
5 H1	ORO C20-C34	1000.000	978.607	2.1	0	0.00
6 H1	ORO C25-C36	1000.000	889.409	11.1	0	0.00
7 H1	DRO C10-C36	1000.000	-109.073	110.9#	0	-8.40#

## Evaluate Continuing Calibration Report - Not Found

1 H	DRO C10-C20	1000.000	0.000	100.0#	0	-5.05#
2 H	DRO C10-C25	1000.000	0.000	100.0#	0	-5.15#
3 H	DRO C10-C28	1000.000	0.000	100.0#	0	-6.85#
8 S1	Squalene	20.000	0.000	100.0#	0	-11.56#

(#) = Out of Range

SPCC's out = 0 CCC's out = 0

Data Path : R:\2\DATA\071520\  
 Data File : 07152031.D  
 Signal(s) : FID2B.CH  
 Acq On : 15 Jul 2020 11:39 pm  
 Operator : GCSVOC-Dhiren  
 Sample : CCV-ORO-071520-2  
 Misc :  
 ALS Vial : 6 Sample Multiplier: 1

Integration File: EVENTS.E  
 Quant Time: Jul 16 08:36:01 2020  
 Quant Method : Z:\HPCHEM\2\METHODS\022820DRO-ORO.M  
 Quant Title : DRO-ORO 09-09-15 DRO/ORO  
 QLast Update : Fri Feb 28 16:32:12 2020  
 Response via : Initial Calibration  
 Integrator: ChemStation 6890 Scale Mode: Large solvent peaks clipped

Volume Inj. :  
 Signal Phase :  
 Signal Info :

Compound	R.T.	Response	Conc Units
-----			
System Monitoring Compounds			
4) S n-Eicosane	8.830	22326132	11.422 ug/mL
8) S1 Squalene	0.000	0	N.D. ug/mL
Target Compounds			
1) H DRO C10-C20	0.000	0	N.D. ug/mL
2) H DRO C10-C25	0.000	0	N.D. ug/mL
3) H DRO C10-C28	0.000	0	N.D. ug/mL
5) H1 ORO C20-C34	9.230	1149761852	978.607 ug/mLm
6) H1 ORO C25-C36	10.700	1265654614	889.409 ug/mLm
7) H1 DRO C10-C36	0.000	0	N.D. ug/mL
-----			

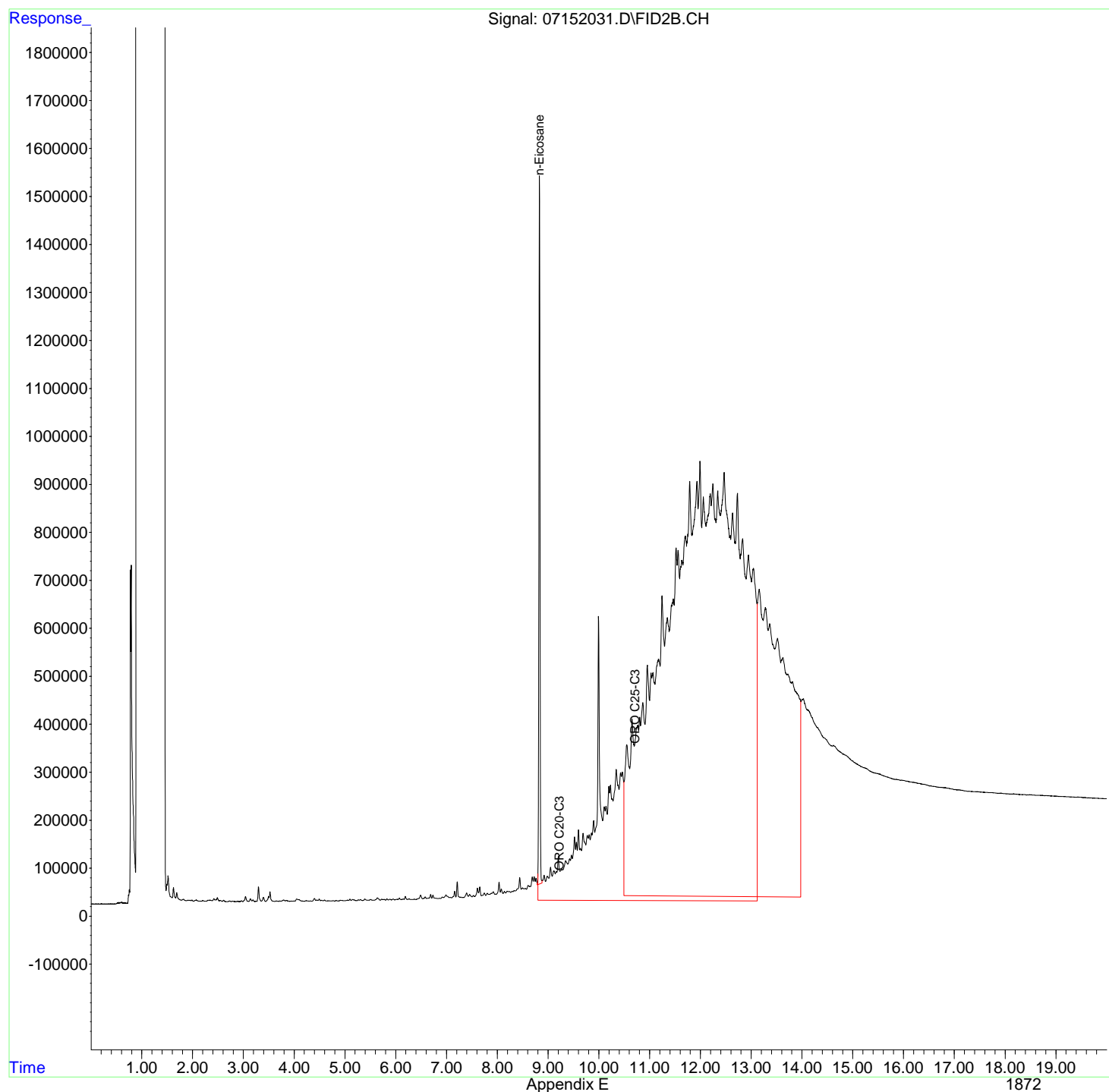
(f)=RT Delta > 1/2 Window

(m)=manual int.

Data Path : R:\2\DATA\071520\  
Data File : 07152031.D  
Signal(s) : FID2B.CH  
Acq On : 15 Jul 2020 11:39 pm  
Operator : GCSVOC-Dhiren  
Sample : CCV-ORO-071520-2  
Misc :  
ALS Vial : 6 Sample Multiplier: 1

Integration File: EVENTS.E  
Quant Time: Jul 16 08:36:01 2020  
Quant Method : Z:\HPCHEM\2\METHODS\022820DRO-ORO.M  
Quant Title : DRO-ORO 09-09-15 DRO/ORO  
QLast Update : Fri Feb 28 16:32:12 2020  
Response via : Initial Calibration  
Integrator: ChemStation 6890 Scale Mode: Large solvent peaks clipped

Volume Inj. :  
Signal Phase :  
Signal Info :



Data Directory: R:\2\DATA\072720\

SampleName	MiscInfo	Vial	Multiplier	Injection Time
1) 0727200A.D PRIME		100	1.000	27 Jul 2020 12:16 pm
2) 0727201B.D PRIME		100	1.000	27 Jul 2020 12:43 pm
3) 07272001.D RTX-072720		1	1.000	27 Jul 2020 1:11 pm
4) 07272002.D CCCB-072720		2	1.000	27 Jul 2020 2:10 pm
5) 07272003.D CRQL-DRO-072720		3	1.000	27 Jul 2020 2:37 pm
6) 07272004.D CCV-DRO-072720		4	1.000	27 Jul 2020 3:05 pm
7) 07272005.D CRQL-ORO-072720		5	1.000	27 Jul 2020 3:33 pm
8) 07272006.D CCV-ORO-072720		6	1.000	27 Jul 2020 4:00 pm
9) 07272007.D CRQL-DRO-072720A	REPREPPED	3	1.000	27 Jul 2020 4:28 pm
10) 07272008.D CRQL-ORO-072720A	REPREPPED	5	1.000	27 Jul 2020 4:56 pm
11) 07272009.D MB-52102	Data not used/Bad Injection	7	1.000	27 Jul 2020 5:23 pm
12) 07272042.D RINSE		35	1.000	27 Jul 2020 5:51 pm
13) 07272043.D RINSE		35	1.000	27 Jul 2020 6:18 pm
14) 07272044.D CRQL-ORO-072720B		5	1.000	27 Jul 2020 6:46 pm
15) 07272045.D MB-52102		7	1.000	27 Jul 2020 7:14 pm
16) 07272010.D LCS-DRO-52102		8	1.000	27 Jul 2020 7:41 pm
17) 07272011.D LCSD-DRO-52102		9	1.000	27 Jul 2020 8:09 pm
18) 07272012.D LCS-ORO-52102		10	1.000	27 Jul 2020 8:36 pm
19) 07272013.D LCSD-ORO-52102		11	1.000	27 Jul 2020 9:04 pm
20) 07272014.D 2006284-013A		12	1.000	27 Jul 2020 9:31 pm
21) 07272015.D 2006284-014A		13	1.000	27 Jul 2020 9:59 pm

22) 07272016.D 2006286-007A	14	1.000	27 Jul 2020	10:26 pm
23) 07272017.D 2006286-009A	15	1.000	27 Jul 2020	10:53 pm
24) 07272018.D 2006286-010A	16	1.000	27 Jul 2020	11:21 pm
25) 07272019.D 2006286-011A	17	1.000	27 Jul 2020	11:48 pm
26) 07272020.D 2006286-012A	18	1.000	28 Jul 2020	12:15 am
27) 07272021.D 2006300-001A	19	1.000	28 Jul 2020	12:43 am
28) 07272022.D 2006300-004A	20	1.000	28 Jul 2020	1:10 am
29) 07272023.D 2006300-005A	21	1.000	28 Jul 2020	1:37 am
30) 07272024.D CCB-072720-1	2	1.000	28 Jul 2020	2:04 am
31) 07272025.D CCV-DRO-072720-1	4	1.000	28 Jul 2020	2:31 am
32) 07272026.D CCV-ORO-072720-1	6	1.000	28 Jul 2020	2:59 am
33) 07272027.D 2006300-006A	22	1.000	28 Jul 2020	3:26 am
34) 07272028.D 2006300-007A	23	1.000	28 Jul 2020	3:53 am
35) 07272029.D 2006300-008A	24	1.000	28 Jul 2020	4:20 am
36) 07272030.D 2006300-008AMS	25	1.000	28 Jul 2020	4:47 am
37) 07272031.D 2006300-008AMSD	26	1.000	28 Jul 2020	5:14 am
38) 07272032.D 2006300-009A	27	1.000	28 Jul 2020	5:41 am
39) 07272033.D 2006300-010A	28	1.000	28 Jul 2020	6:08 am
40) 07272034.D 2006300-011A	29	1.000	28 Jul 2020	6:35 am
41) 07272035.D 2006300-012A	30	1.000	28 Jul 2020	7:02 am
42) 07272036.D 2006300-013A	31	1.000	28 Jul 2020	7:29 am
43) 07272037.D 2006300-014A	32	1.000	28 Jul 2020	7:56 am
44) 07272038.D 2006481-018A	33	1.000	28 Jul 2020	8:23 am
45) 07272039.D				

CCB-072720-2	2	1.000	28 Jul 2020	8:50 am
-----				
46) 07272040.D				
CCV-DRO-072720-2	4	1.000	28 Jul 2020	9:17 am
-----				
47) 07272041.D				
CCV-ORO-072720-2	6	1.000	28 Jul 2020	9:44 am
-----				

Data Path : R:\2\DATA\072720\  
 Data File : 07272001.D  
 Signal(s) : FID2B.CH  
 Acq On : 27 Jul 2020 1:11 pm  
 Operator : GCSVOC-Annie  
 Sample : RTX-072720  
 Misc :  
 ALS Vial : 1 Sample Multiplier: 1

Integration File: EVENTS.E  
 Quant Time: Jul 27 15:10:39 2020  
 Quant Method : Z:\HPCHEM\2\METHODS\C10-40.M  
 Quant Title : Retention Time C8-40  
 QLast Update : Wed Dec 18 10:37:38 2019  
 Response via : Initial Calibration  
 Integrator: ChemStation 6890 Scale Mode: Large solvent peaks clipped

Volume Inj. :  
 Signal Phase :  
 Signal Info :

	Compound	R.T.	Response	Conc Units
-----				
Target	Compounds			
1)	C8	2.382	176880837	2.160 ug/mL
2)	C10	3.829	183859189	155.160 ug/mL
3)	C12	5.085	185192388	160.782 ug/mL
4)	C14	6.178	185508122	163.542 ug/mL
5)	C16	7.151	185112946	166.563 ug/mL
6)	C18	8.026	184387782	167.073 ug/mL
7)	C20	8.821	181087245	163.658 ug/mL
8)	C22	9.549	176845191	156.774 ug/mL
9)	C24	10.220	172366766	148.806 ug/mL
10)	C25	10.536	172208309	165.546 ug/mL
11)	C26	10.841	171942830	143.814 ug/mL
12)	C28	11.418	174345178	140.451 ug/mL
13)	C30	11.961	183010341	147.358 ug/mL
14)	C32	12.534	187547295	157.650 ug/mL
15)	C34	13.165	190600649	172.350 ug/mL
16)	C36	13.912	184877772	200.571 ug/mL
17)	C38	14.880f	167175413	237.489 ug/mL
18)	C40	16.267f	150194318	292.497 ug/mL
-----				

(f)=RT Delta > 1/2 Window

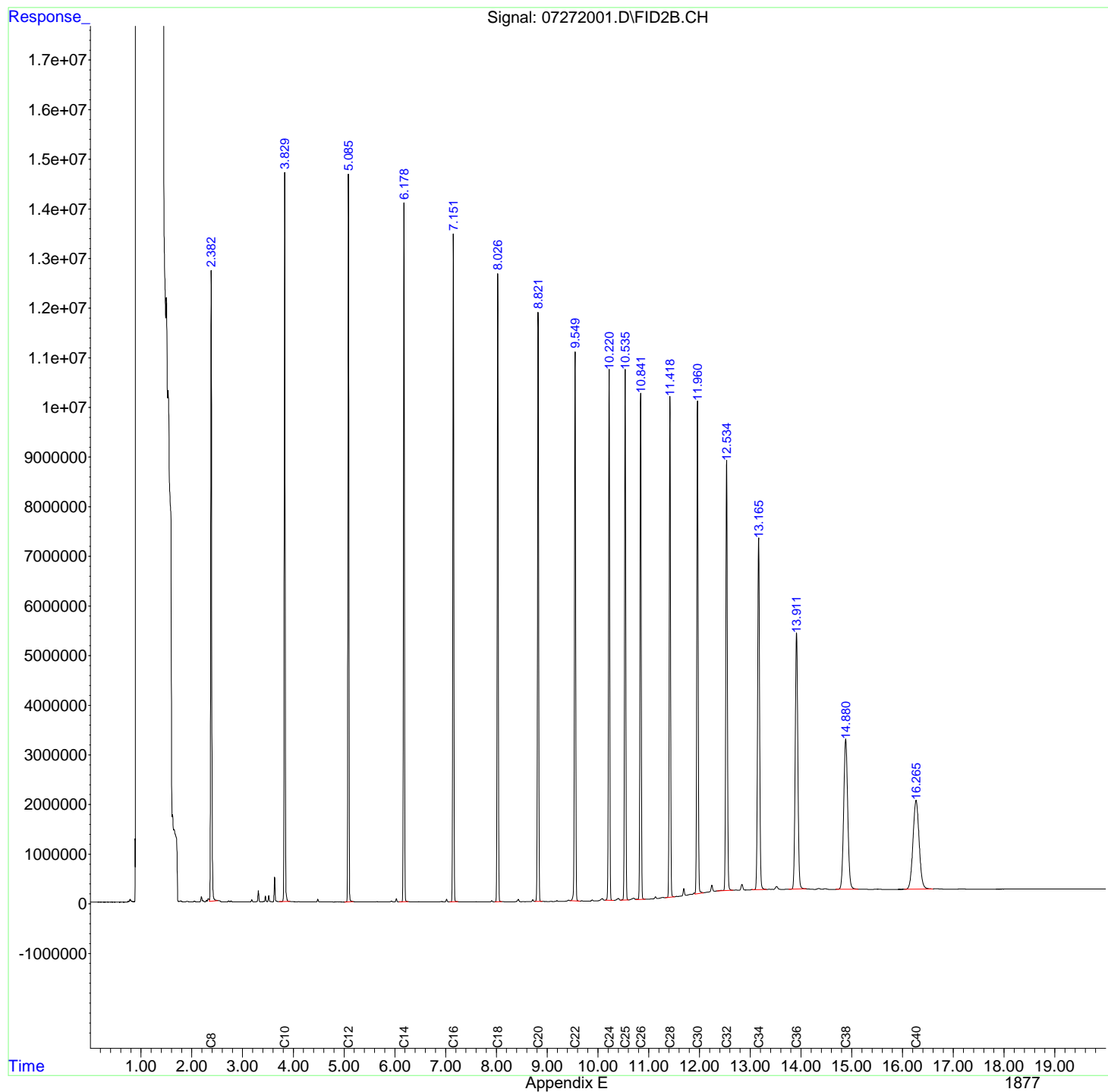
(m)=manual int.



Data Path : R:\2\DATA\072720\  
Data File : 07272001.D  
Signal(s) : FID2B.CH  
Acq On : 27 Jul 2020 1:11 pm  
Operator : GCSVOC-Annie  
Sample : RTX-072720  
Misc :  
ALS Vial : 1 Sample Multiplier: 1

Integration File: EVENTS.E  
Quant Time: Jul 27 15:10:39 2020  
Quant Method : Z:\HPCHEM\2\METHODS\C10-40.M  
Quant Title : Rentention Time C8-40  
QLast Update : Wed Dec 18 10:37:38 2019  
Response via : Initial Calibration  
Integrator: ChemStation 6890 Scale Mode: Large solvent peaks clipped

Volume Inj. :  
Signal Phase :  
Signal Info :



Data Path : R:\2\DATA\072720\  
 Data File : 07272002.D  
 Signal(s) : FID2B.CH  
 Acq On : 27 Jul 2020 2:10 pm  
 Operator : GCSVOC-Annie  
 Sample : CCB-072720  
 Misc :  
 ALS Vial : 2 Sample Multiplier: 1

Integration File: EVENTS.E  
 Quant Time: Jul 28 09:47:38 2020  
 Quant Method : Z:\HPCHEM\2\METHODS\022820DRO-ORO.M  
 Quant Title : DRO-ORO 09-09-15 DRO/ORO  
 QLast Update : Fri Feb 28 16:32:12 2020  
 Response via : Initial Calibration  
 Integrator: ChemStation 6890 Scale Mode: Large solvent peaks clipped

Volume Inj. :  
 Signal Phase :  
 Signal Info :

Compound	R.T.	Response	Conc	Units
-----				
System Monitoring Compounds				
4) S n-Eicosane	8.822	28623292	14.813	ug/mL
8) S1 Squalene	11.549	21276379	12.708	ug/mLm
Target Compounds				
1) H DRO C10-C20	0.000	0	N.D.	ug/mL
2) H DRO C10-C25	0.000	0	N.D.	ug/mL
3) H DRO C10-C28	0.000	0	N.D.	ug/mL
5) H1 ORO C20-C34	0.000	0	N.D.	ug/mL
6) H1 ORO C25-C36	0.000	0	N.D.	ug/mL
7) H1 DRO C10-C36	0.000	0	N.D.	ug/mL
-----				

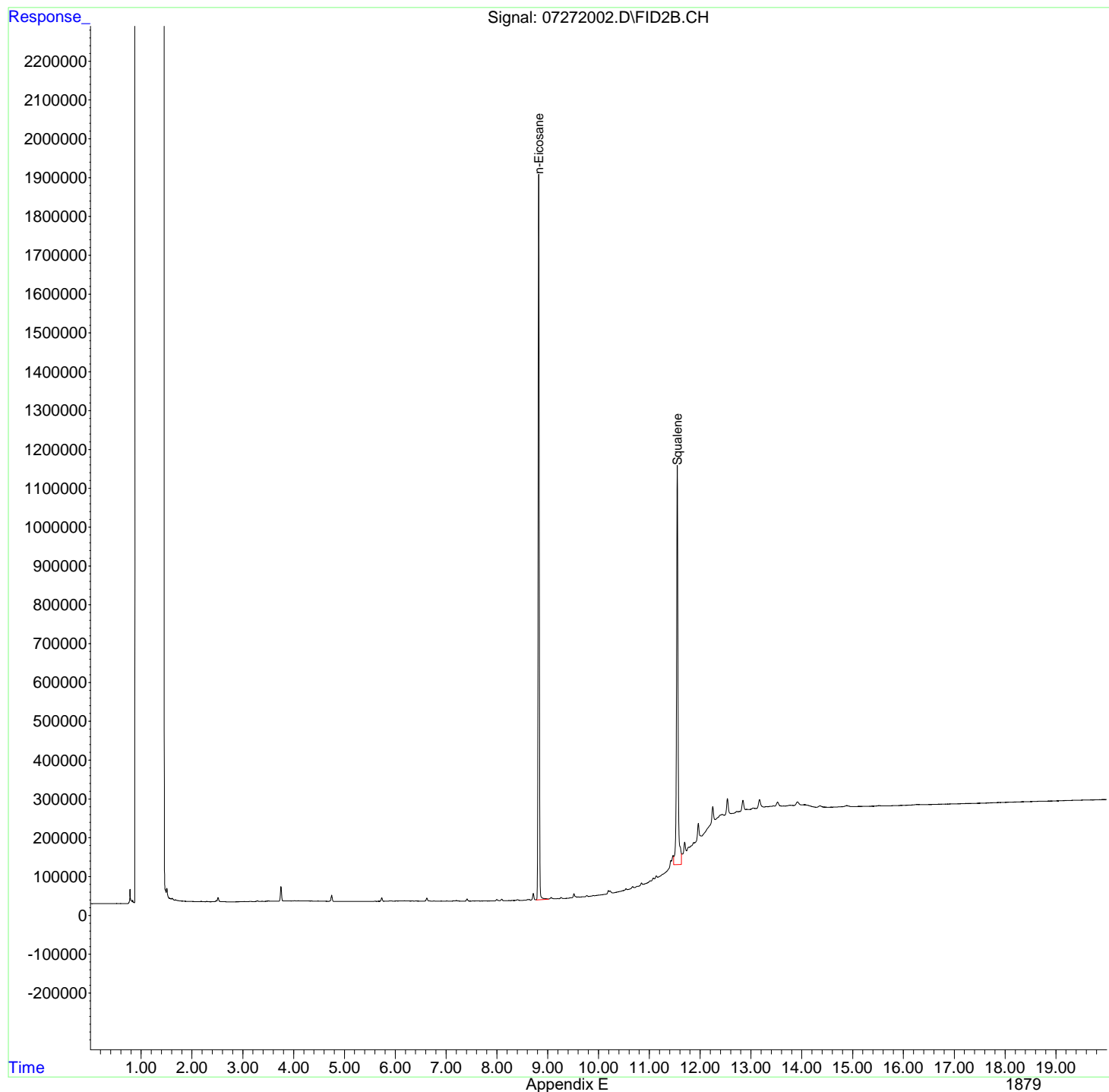
(f)=RT Delta > 1/2 Window

(m)=manual int.

Data Path : R:\2\DATA\072720\  
Data File : 07272002.D  
Signal(s) : FID2B.CH  
Acq On : 27 Jul 2020 2:10 pm  
Operator : GCSVOC-Annie  
Sample : CCB-072720  
Misc :  
ALS Vial : 2 Sample Multiplier: 1

Integration File: EVENTS.E  
Quant Time: Jul 28 09:47:38 2020  
Quant Method : Z:\HPCHEM\2\METHODS\022820DRO-ORO.M  
Quant Title : DRO-ORO 09-09-15 DRO/ORO  
QLast Update : Fri Feb 28 16:32:12 2020  
Response via : Initial Calibration  
Integrator: ChemStation 6890 Scale Mode: Large solvent peaks clipped

Volume Inj. :  
Signal Phase :  
Signal Info :



Data Path : R:\2\DATA\072720\  
 Data File : 07272003.D  
 Signal(s) : FID2B.CH  
 Acq On : 27 Jul 2020 2:37 pm  
 Operator : GCSVOC-Annie  
 Sample : CRQL-DRO-072720  
 Misc :  
 ALS Vial : 3 Sample Multiplier: 1

Integration File: EVENTS.E  
 Quant Time: Jul 28 09:50:14 2020  
 Quant Method : Z:\HPCHEM\2\METHODS\022820DRO-ORO.M  
 Quant Title : DRO-ORO 09-09-15 DRO/ORO  
 QLast Update : Fri Feb 28 16:32:12 2020  
 Response via : Initial Calibration  
 Integrator: ChemStation 6890 Scale Mode: Large solvent peaks clipped

Volume Inj. :  
 Signal Phase :  
 Signal Info :

Compound	R.T.	Response	Conc Units
-----			
System Monitoring Compounds			
4) S n-Eicosane	0.000	0	N.D. ug/mL
8) S1 Squalene	11.548	3300577	1.333 ug/mLm
Target Compounds			
1) H DRO C10-C20	5.050	104629040	53.963 ug/mLm
2) H DRO C10-C25	5.150	123462958	58.843 ug/mLm
3) H DRO C10-C28	6.850	146564930	63.671 ug/mLm
5) H1 ORO C20-C34	0.000	0	N.D. ug/mL
6) H1 ORO C25-C36	0.000	0	N.D. ug/mL
7) H1 DRO C10-C36	0.000	0	N.D. ug/mL
-----			

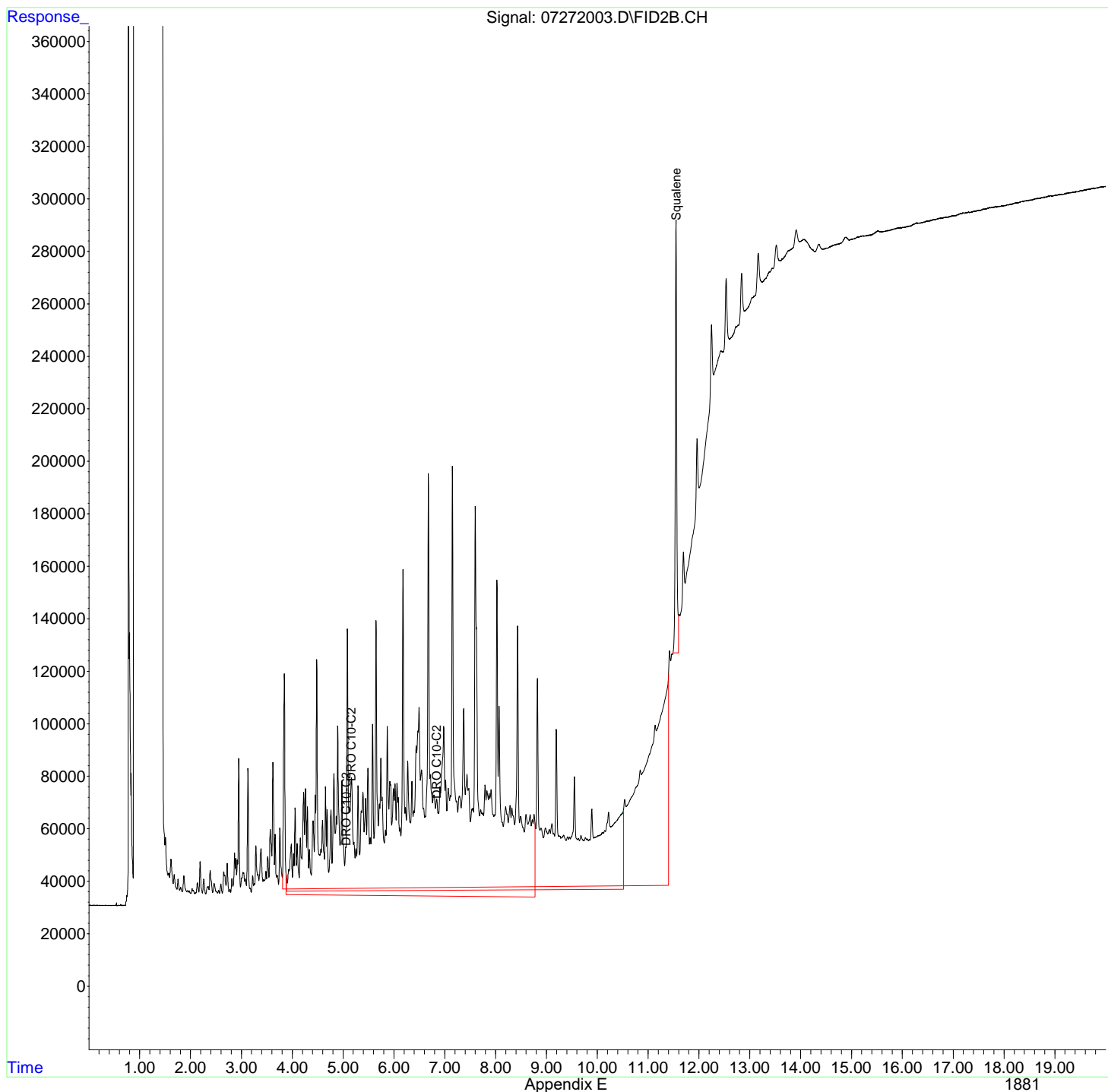
(f)=RT Delta > 1/2 Window

(m)=manual int.

Data Path : R:\2\DATA\072720\  
Data File : 07272003.D  
Signal(s) : FID2B.CH  
Acq On : 27 Jul 2020 2:37 pm  
Operator : GCSVOC-Annie  
Sample : CRQL-DRO-072720  
Misc :  
ALS Vial : 3 Sample Multiplier: 1

Integration File: EVENTS.E  
Quant Time: Jul 28 09:50:14 2020  
Quant Method : Z:\HPCHEM\2\METHODS\022820DRO-ORO.M  
Quant Title : DRO-ORO 09-09-15 DRO/ORO  
QLast Update : Fri Feb 28 16:32:12 2020  
Response via : Initial Calibration  
Integrator: ChemStation 6890 Scale Mode: Large solvent peaks clipped

Volume Inj. :  
Signal Phase :  
Signal Info :



Data Path : R:\2\DATA\072720\  
 Data File : 07272004.D  
 Signal(s) : FID2B.CH  
 Acq On : 27 Jul 2020 3:05 pm  
 Operator : GCSVOC-Annie  
 Sample : CCV-DRO-072720  
 Misc :  
 ALS Vial : 4 Sample Multiplier: 1

Integration File: EVENTS.E  
 Quant Time: Jul 28 09:51:14 2020  
 Quant Method : Z:\HPCHEM\2\METHODS\022820DRO-ORO.M  
 Quant Title : DRO-ORO 09-09-15 DRO/ORO  
 QLast Update : Fri Feb 28 16:32:12 2020  
 Response via : Initial Calibration  
 Integrator: ChemStation 6890 Scale Mode: Large solvent peaks clipped

Volume Inj. :  
 Signal Phase :  
 Signal Info :

Min. RRF : 0.000 Min. Rel. Area : 50% Max. R.T. Dev 0.50min  
 Max. RRF Dev : 15% Max. Rel. Area : 150%

	Compound	Amount	Calc.	%Dev	Area%	Dev (Min)
1 H	DRO C10-C20	1000.000	1062.615	-6.3	0	0.00
2 H	DRO C10-C25	1000.000	997.114	0.3	0	0.00
3 H	DRO C10-C28	1000.000	1018.731	-1.9	0	0.00
5 H1	ORO C20-C34	1000.000	-93.696	109.4#	0	-9.23#
6 H1	ORO C25-C36	1000.000	-103.293	110.3#	0	-10.70#
7 H1	DRO C10-C36	1000.000	1209.377	-20.9#	0	0.00
8 S1	Squalene	20.000	15.806	21.0#	0	0.00

Evaluate Continuing Calibration Report - Not Found

4 S	n-Eicosane	10.000	0.000	100.0#	0	-8.83#
5 H1	ORO C20-C34	1000.000	-93.696	109.4#	0	-9.23#
6 H1	ORO C25-C36	1000.000	-103.293	110.3#	0	-10.70#

(#) = Out of Range

SPCC's out = 0 CCC's out = 0

Data Path : R:\2\DATA\072720\  
 Data File : 07272004.D  
 Signal(s) : FID2B.CH  
 Acq On : 27 Jul 2020 3:05 pm  
 Operator : GCSVOC-Annie  
 Sample : CCV-DRO-072720  
 Misc :  
 ALS Vial : 4 Sample Multiplier: 1

Integration File: EVENTS.E  
 Quant Time: Jul 28 09:51:14 2020  
 Quant Method : Z:\HPCHEM\2\METHODS\022820DRO-ORO.M  
 Quant Title : DRO-ORO 09-09-15 DRO/ORO  
 QLast Update : Fri Feb 28 16:32:12 2020  
 Response via : Initial Calibration  
 Integrator: ChemStation 6890 Scale Mode: Large solvent peaks clipped

Volume Inj. :  
 Signal Phase :  
 Signal Info :

Compound	R.T.	Response	Conc	Units
-----				
System Monitoring Compounds				
4) S n-Eicosane	0.000	0	N.D.	ug/mL
8) S1 Squalene	11.549	26173312	15.806	ug/mLm
Target Compounds				
1) H DRO C10-C20	5.050	1606275221	1062.615	ug/mLm
2) H DRO C10-C25	5.150	1753913440	997.114	ug/mLm
3) H DRO C10-C28	6.850	1841875193	1018.731	ug/mLm
5) H1 ORO C20-C34	0.000	0	N.D.	ug/mL
6) H1 ORO C25-C36	0.000	0	N.D.	ug/mL
7) H1 DRO C10-C36	8.400	2287568363	1209.377	ug/mLm
-----				

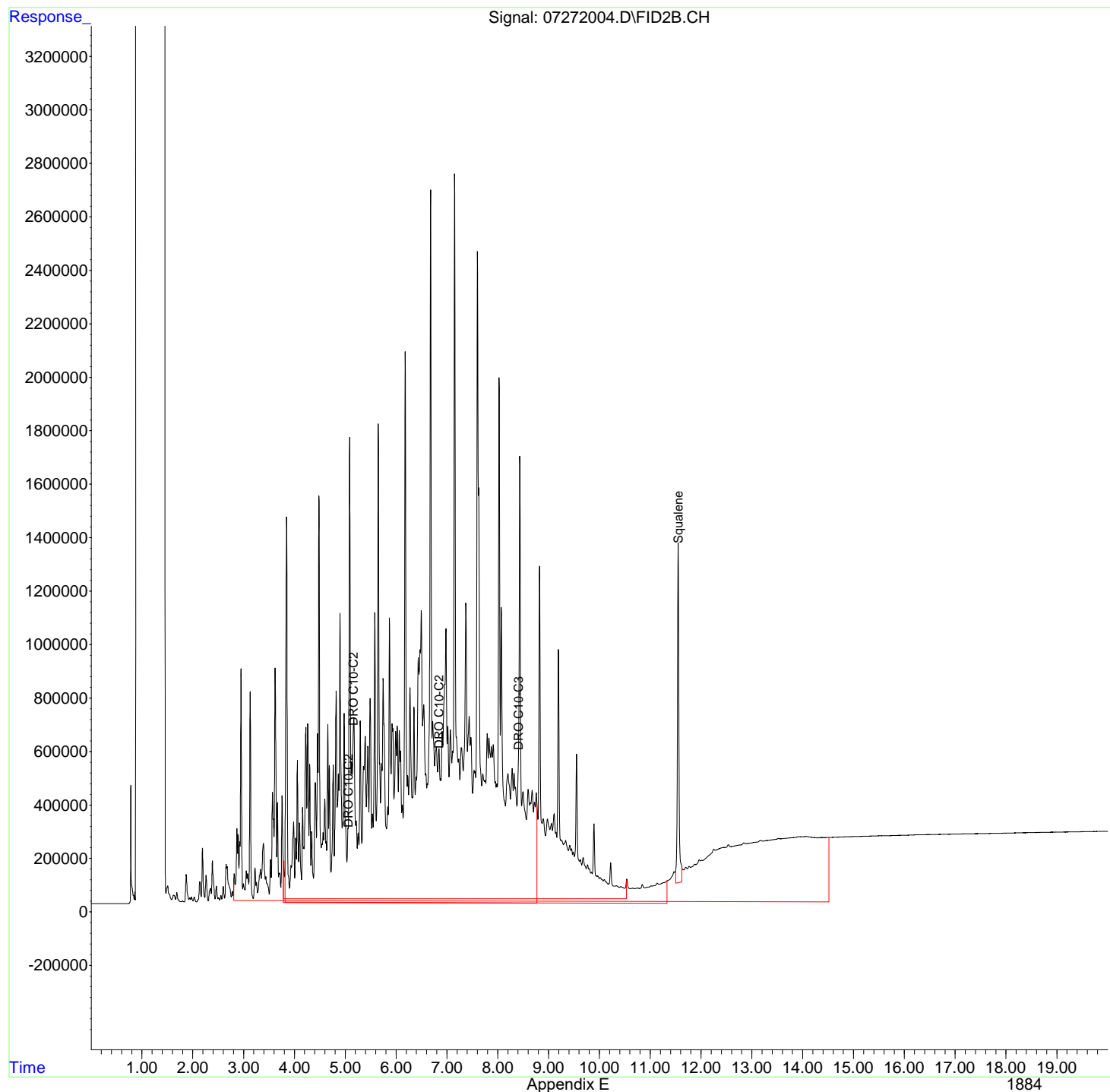
(f)=RT Delta > 1/2 Window

(m)=manual int.

Data Path : R:\2\DATA\072720\  
Data File : 07272004.D  
Signal(s) : FID2B.CH  
Acq On : 27 Jul 2020 3:05 pm  
Operator : GCSVOC-Annie  
Sample : CCV-DRO-072720  
Misc :  
ALS Vial : 4 Sample Multiplier: 1

Integration File: EVENTS.E  
Quant Time: Jul 28 09:51:14 2020  
Quant Method : Z:\HPCHEM\2\METHODS\022820DRO-ORO.M  
Quant Title : DRO-ORO 09-09-15 DRO/ORO  
QLast Update : Fri Feb 28 16:32:12 2020  
Response via : Initial Calibration  
Integrator: ChemStation 6890 Scale Mode: Large solvent peaks clipped

Volume Inj. :  
Signal Phase :  
Signal Info :





Data Path : R:\2\DATA\072720\  
 Data File : 07272005.D  
 Signal(s) : FID2B.CH  
 Acq On : 27 Jul 2020 3:33 pm  
 Operator : GCSVOC-Annie  
 Sample : CRQL-ORO-072720  
 Misc :  
 ALS Vial : 5 Sample Multiplier: 1

Integration File: EVENTS.E  
 Quant Time: Jul 28 12:16:41 2020  
 Quant Method : Z:\HPCHEM\2\METHODS\022820DRO-ORO.M  
 Quant Title : DRO-ORO 09-09-15 DRO/ORO  
 QLast Update : Tue Jul 28 09:55:44 2020  
 Response via : Initial Calibration  
 Integrator: ChemStation 6890 Scale Mode: Large solvent peaks clipped

Volume Inj. :  
 Signal Phase :  
 Signal Info :

Compound	R.T.	Response	Conc	Units
-----				
System Monitoring Compounds				
4) S n-Eicosane	8.824	6308858	2.795	ug/mL
8) S1 Squalene	0.000	0	N.D.	ug/mL
Target Compounds				
1) H DRO C10-C20	0.000	0	N.D.	ug/mL
2) H DRO C10-C25	0.000	0	N.D.	ug/mL
3) H DRO C10-C28	0.000	0	N.D.	ug/mL
5) H1 ORO C20-C34	9.230	427043663	305.716	ug/mLm
6) H1 ORO C25-C36	10.700	570564593	345.059	ug/mLm
7) H1 DRO C10-C36	0.000	0	N.D.	ug/mL
-----				

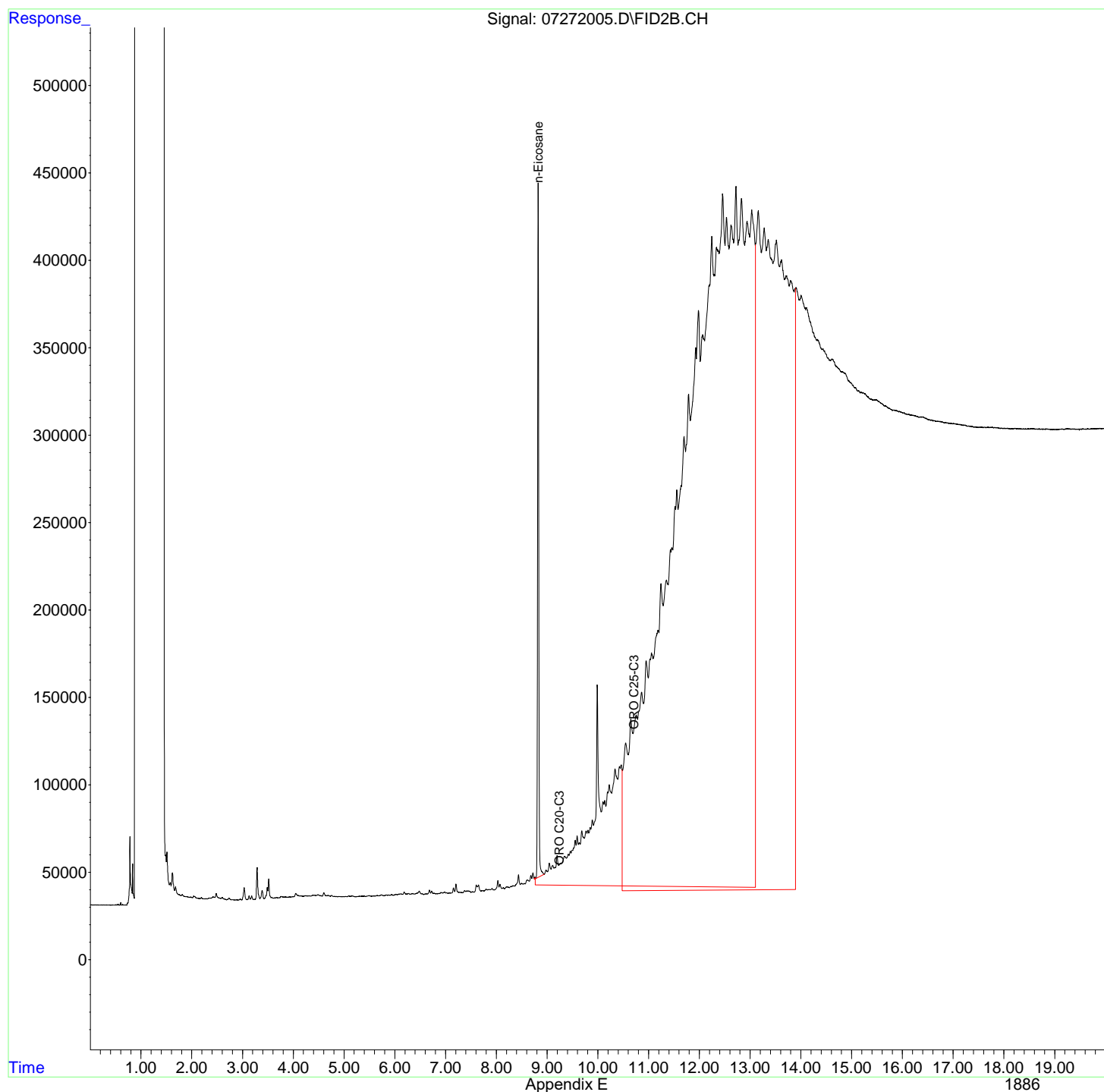
(f)=RT Delta > 1/2 Window

(m)=manual int.

Data Path : R:\2\DATA\072720\  
Data File : 07272005.D  
Signal(s) : FID2B.CH  
Acq On : 27 Jul 2020 3:33 pm  
Operator : GCSVOC-Annie  
Sample : CRQL-ORO-072720  
Misc :  
ALS Vial : 5 Sample Multiplier: 1

Integration File: EVENTS.E  
Quant Time: Jul 28 12:16:41 2020  
Quant Method : Z:\HPCHEM\2\METHODS\022820DRO-ORO.M  
Quant Title : DRO-ORO 09-09-15 DRO/ORO  
QLast Update : Tue Jul 28 09:55:44 2020  
Response via : Initial Calibration  
Integrator: ChemStation 6890 Scale Mode: Large solvent peaks clipped

Volume Inj. :  
Signal Phase :  
Signal Info :



Data Path : R:\2\DATA\072720\  
Data File : 07272006.D  
Signal(s) : FID2B.CH  
Acq On : 27 Jul 2020 4:00 pm  
Operator : GCSVOC-Annie  
Sample : CCV-ORO-072720  
Misc :  
ALS Vial : 6 Sample Multiplier: 1

Integration File: EVENTS.E  
Quant Time: Jul 27 16:29:07 2020  
Quant Method : Z:\HPCHEM\2\METHODS\022820DRO-ORO.M  
Quant Title : DRO-ORO 09-09-15 DRO/ORO  
QLast Update : Fri Feb 28 16:32:12 2020  
Response via : Initial Calibration  
Integrator: ChemStation 6890 Scale Mode: Large solvent peaks clipped

Volume Inj. :  
Signal Phase :  
Signal Info :

Min. RRF : 0.000 Min. Rel. Area : 50% Max. R.T. Dev 0.50min  
Max. RRF Dev : 15% Max. Rel. Area : 150%

	Compound	Amount	Calc.	%Dev	Area%	Dev (Min)
4 S	n-Eicosane	10.000	9.553	4.5	0	0.00
5 H1	ORO C20-C34	1000.000	1022.177	-2.2	0	0.00
6 H1	ORO C25-C36	1000.000	1050.277	-5.0	0	0.00
7 H1	DRO C10-C36	1000.000	-110.702	111.1#	0	-8.40#

## Evaluate Continuing Calibration Report - Not Finds

1 H	DRO C10-C20	1000.000	0.000	100.0#	0	-5.05#
2 H	DRO C10-C25	1000.000	0.000	100.0#	0	-5.15#
3 H	DRO C10-C28	1000.000	0.000	100.0#	0	-6.85#
8 S1	Squalene	20.000	0.000	100.0#	0	-11.56#

(#) = Out of Range

SPCC's out = 0 CCC's out = 0

Data Path : R:\2\DATA\072720\  
 Data File : 07272006.D  
 Signal(s) : FID2B.CH  
 Acq On : 27 Jul 2020 4:00 pm  
 Operator : GCSVOC-Annie  
 Sample : CCV-ORO-072720  
 Misc :  
 ALS Vial : 6 Sample Multiplier: 1

Integration File: EVENTS.E  
 Quant Time: Jul 27 16:29:07 2020  
 Quant Method : Z:\HPCHEM\2\METHODS\022820DRO-ORO.M  
 Quant Title : DRO-ORO 09-09-15 DRO/ORO  
 QLast Update : Fri Feb 28 16:32:12 2020  
 Response via : Initial Calibration  
 Integrator: ChemStation 6890 Scale Mode: Large solvent peaks clipped

Volume Inj. :  
 Signal Phase :  
 Signal Info :

Compound	R.T.	Response	Conc Units
-----			
System Monitoring Compounds			
4) S n-Eicosane	8.823	18856298	9.553 ug/mL
8) S1 Squalene	0.000	0	N.D. ug/mL
Target Compounds			
1) H DRO C10-C20	0.000	0	N.D. ug/mL
2) H DRO C10-C25	0.000	0	N.D. ug/mL
3) H DRO C10-C28	0.000	0	N.D. ug/mL
5) H1 ORO C20-C34	9.230	1196558050	1022.177 ug/mLm
6) H1 ORO C25-C36	10.700	1471069817	1050.277 ug/mLm
7) H1 DRO C10-C36	0.000	0	N.D. ug/mL
-----			

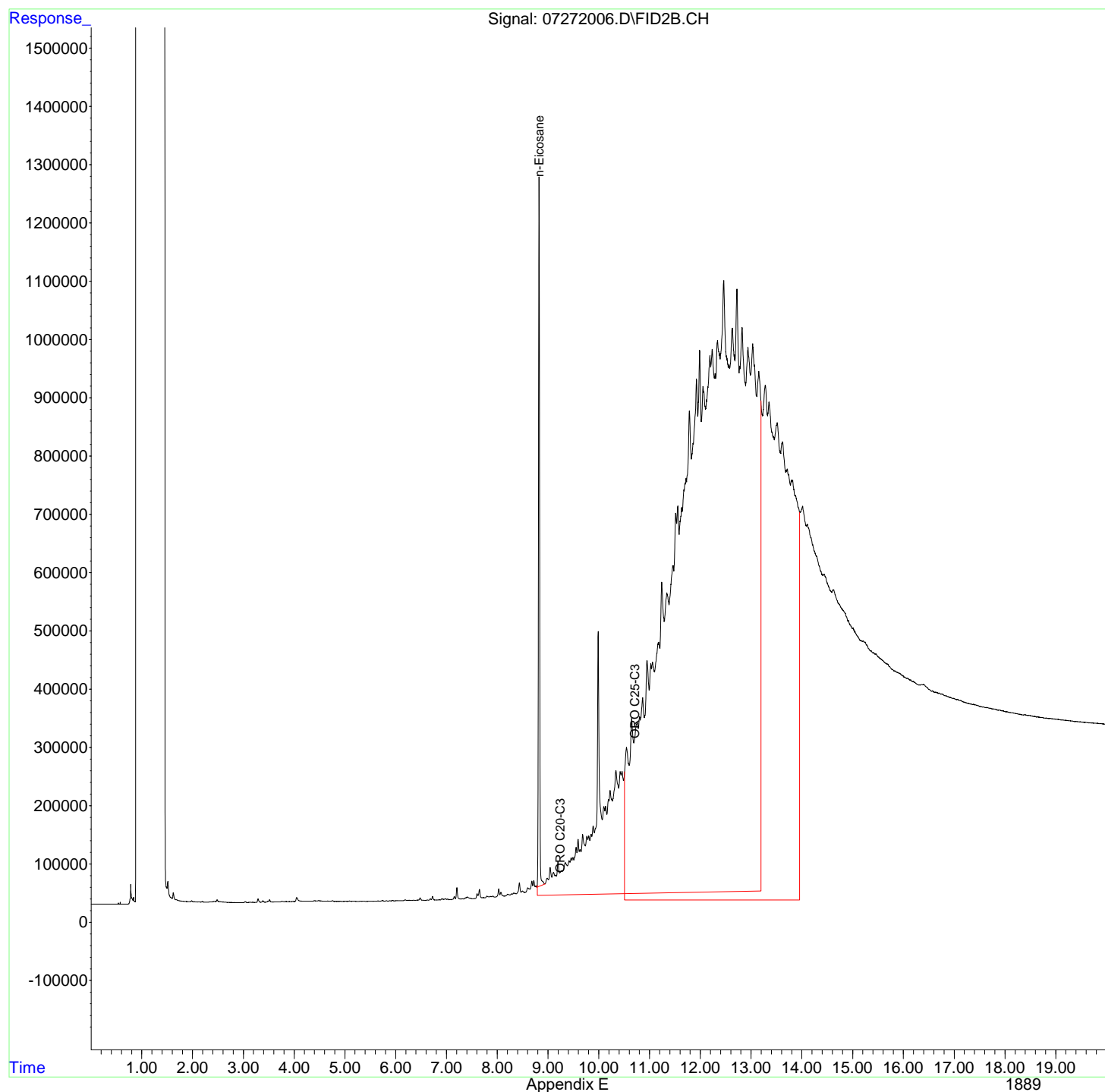
(f)=RT Delta > 1/2 Window

(m)=manual int.

Data Path : R:\2\DATA\072720\  
Data File : 07272006.D  
Signal(s) : FID2B.CH  
Acq On : 27 Jul 2020 4:00 pm  
Operator : GCSVOC-Annie  
Sample : CCV-ORO-072720  
Misc :  
ALS Vial : 6 Sample Multiplier: 1

Integration File: EVENTS.E  
Quant Time: Jul 27 16:29:07 2020  
Quant Method : Z:\HPCHEM\2\METHODS\022820DRO-ORO.M  
Quant Title : DRO-ORO 09-09-15 DRO/ORO  
QLast Update : Fri Feb 28 16:32:12 2020  
Response via : Initial Calibration  
Integrator: ChemStation 6890 Scale Mode: Large solvent peaks clipped

Volume Inj. :  
Signal Phase :  
Signal Info :



Data Path : R:\2\DATA\072720\  
 Data File : 07272007.D  
 Signal(s) : FID2B.CH  
 Acq On : 27 Jul 2020 4:28 pm  
 Operator : GCSVOC-Annie  
 Sample : CRQL-DRO-072720A  
 Misc : REPREPPED  
 ALS Vial : 3 Sample Multiplier: 1

Integration File: EVENTS.E  
 Quant Time: Jul 28 09:57:43 2020  
 Quant Method : Z:\HPCHEM\2\METHODS\022820DRO-ORO.M  
 Quant Title : DRO-ORO 09-09-15 DRO/ORO  
 QLast Update : Fri Feb 28 16:32:12 2020  
 Response via : Initial Calibration  
 Integrator: ChemStation 6890 Scale Mode: Large solvent peaks clipped

Volume Inj. :  
 Signal Phase :  
 Signal Info :

Compound	R.T.	Response	Conc Units
-----			
System Monitoring Compounds			
4) S n-Eicosane	0.000	0	N.D. ug/mL
8) S1 Squalene	11.551	3515037	1.469 ug/mLm
Target Compounds			
1) H DRO C10-C20	5.050	87122186	42.203 ug/mLm
2) H DRO C10-C25	5.150	119828136	56.751 ug/mLm
3) H DRO C10-C28	6.850	136594457	58.055 ug/mLm
5) H1 ORO C20-C34	0.000	0	N.D. ug/mL
6) H1 ORO C25-C36	0.000	0	N.D. ug/mL
7) H1 DRO C10-C36	0.000	0	N.D. ug/mL
-----			

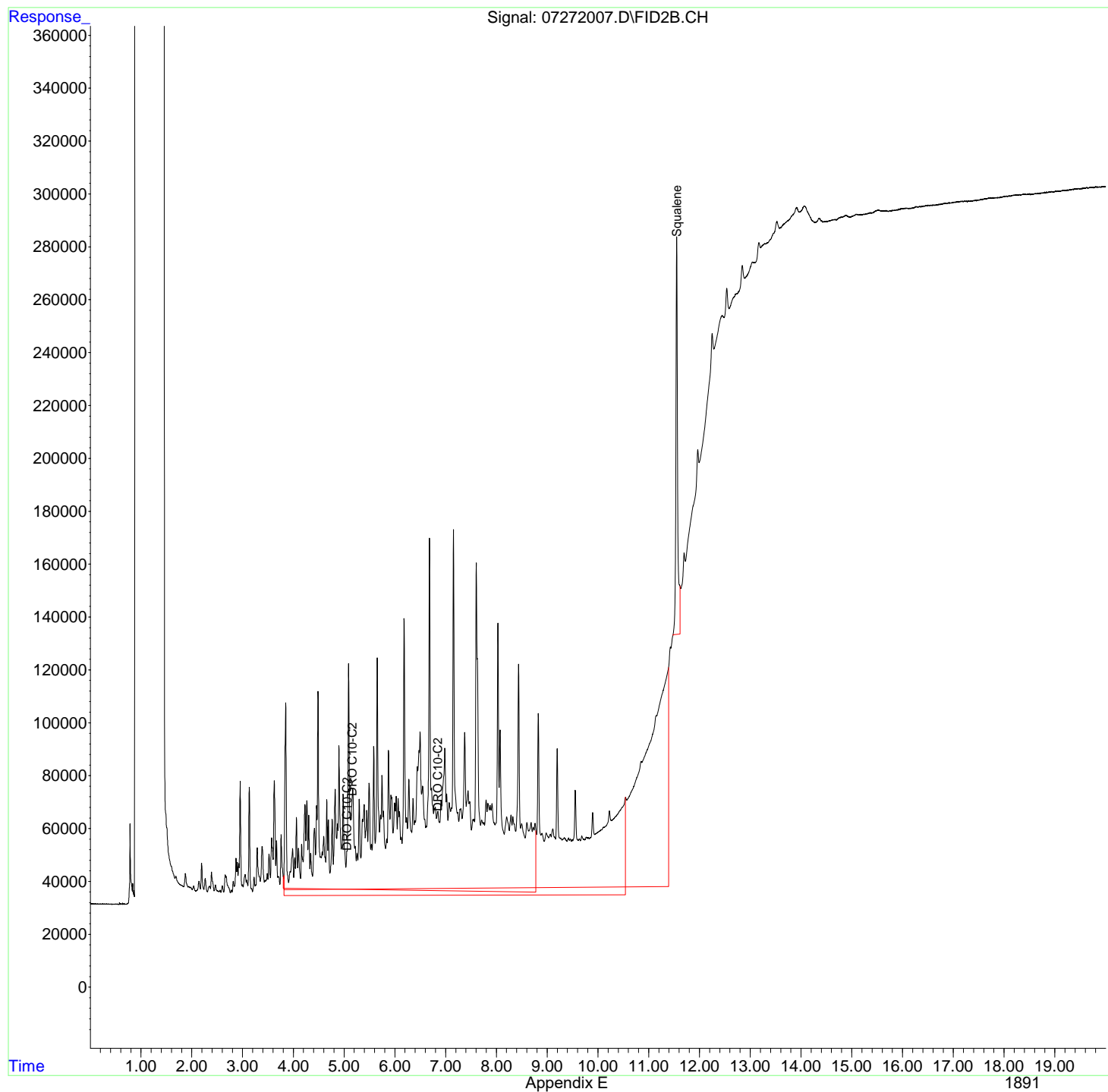
(f)=RT Delta > 1/2 Window

(m)=manual int.

Data Path : R:\2\DATA\072720\  
Data File : 07272007.D  
Signal(s) : FID2B.CH  
Acq On : 27 Jul 2020 4:28 pm  
Operator : GCSVOC-Annie  
Sample : CRQL-DRO-072720A  
Misc : REPREPPE  
ALS Vial : 3 Sample Multiplier: 1

Integration File: EVENTS.E  
Quant Time: Jul 28 09:57:43 2020  
Quant Method : Z:\HPCHEM\2\METHODS\022820DRO-ORO.M  
Quant Title : DRO-ORO 09-09-15 DRO/ORO  
QLast Update : Fri Feb 28 16:32:12 2020  
Response via : Initial Calibration  
Integrator: ChemStation 6890 Scale Mode: Large solvent peaks clipped

Volume Inj. :  
Signal Phase :  
Signal Info :



Data Path : R:\2\DATA\072720\  
 Data File : 07272008.D  
 Signal(s) : FID2B.CH  
 Acq On : 27 Jul 2020 4:56 pm  
 Operator : GCSVOC-Annie  
 Sample : CRQL-ORO-072720A  
 Misc : REPREPPED  
 ALS Vial : 5 Sample Multiplier: 1

Integration File: EVENTS.E  
 Quant Time: Jul 28 10:03:24 2020  
 Quant Method : Z:\HPCHEM\2\METHODS\022820DRO-ORO.M  
 Quant Title : DRO-ORO 09-09-15 DRO/ORO  
 QLast Update : Fri Feb 28 16:32:12 2020  
 Response via : Initial Calibration  
 Integrator: ChemStation 6890 Scale Mode: Large solvent peaks clipped

Volume Inj. :  
 Signal Phase :  
 Signal Info :

Compound	R.T.	Response	Conc	Units
-----				
System Monitoring Compounds				
4) S n-Eicosane	8.824	5048200	2.116	ug/mLm
8) S1 Squalene	0.000	0	N.D.	ug/mL
Target Compounds				
1) H DRO C10-C20	0.000	0	N.D.	ug/mL
2) H DRO C10-C25	0.000	0	N.D.	ug/mL
3) H DRO C10-C28	0.000	0	N.D.	ug/mL
5) H1 ORO C20-C34	9.230	400823827	281.304	ug/mLm
6) H1 ORO C25-C36	10.700	529124920	312.606	ug/mLm
7) H1 DRO C10-C36	0.000	0	N.D.	ug/mL
-----				

(f)=RT Delta > 1/2 Window

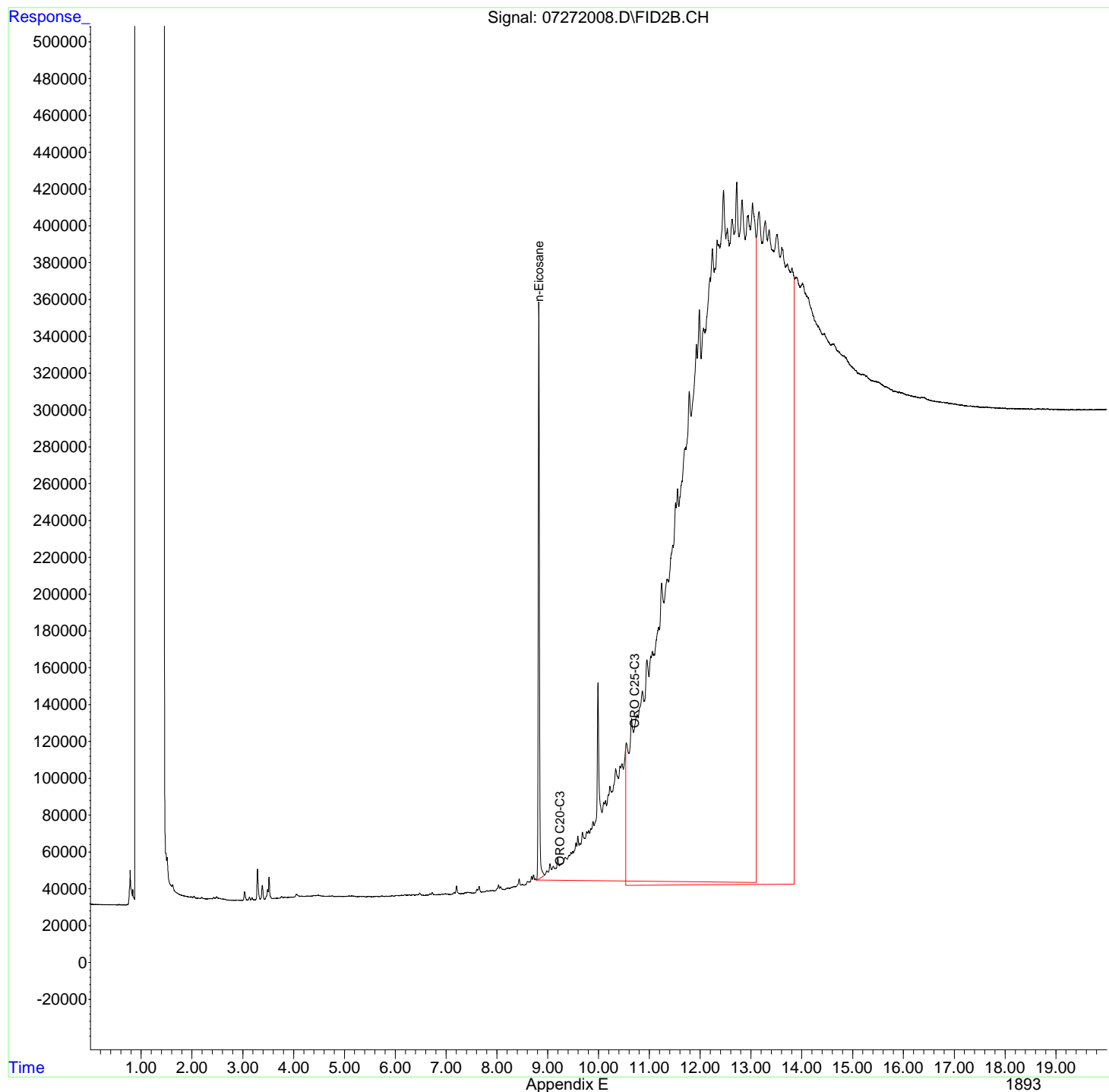
(m)=manual int.



Data Path : R:\2\DATA\072720\  
Data File : 07272008.D  
Signal(s) : FID2B.CH  
Acq On : 27 Jul 2020 4:56 pm  
Operator : GCSVOC-Annie  
Sample : CRQL-ORO-072720A  
Misc : REPREPPED  
ALS Vial : 5 Sample Multiplier: 1

Integration File: EVENTS.E  
Quant Time: Jul 28 10:03:24 2020  
Quant Method : Z:\HPCHEM\2\METHODS\022820DRO-ORO.M  
Quant Title : DRO-ORO 09-09-15 DRO/ORO  
QLast Update : Fri Feb 28 16:32:12 2020  
Response via : Initial Calibration  
Integrator: ChemStation 6890 Scale Mode: Large solvent peaks clipped

Volume Inj. :  
Signal Phase :  
Signal Info :



Data Path : R:\2\DATA\072720\  
 Data File : 07272044.D  
 Signal(s) : FID2B.CH  
 Acq On : 27 Jul 2020 6:46 pm  
 Operator : GCSVOC-Annie  
 Sample : CRQL-ORO-072720B  
 Misc :  
 ALS Vial : 5 Sample Multiplier: 1

Integration File: EVENTS.E  
 Quant Time: Jul 28 10:05:31 2020  
 Quant Method : Z:\HPCHEM\2\METHODS\022820DRO-ORO.M  
 Quant Title : DRO-ORO 09-09-15 DRO/ORO  
 QLast Update : Fri Feb 28 16:32:12 2020  
 Response via : Initial Calibration  
 Integrator: ChemStation 6890 Scale Mode: Large solvent peaks clipped

Volume Inj. :  
 Signal Phase :  
 Signal Info :

Compound	R.T.	Response	Conc Units
-----			
System Monitoring Compounds			
4) S n-Eicosane	8.823	4958425	2.067 ug/mL
8) S1 Squalene	0.000	0	N.D. ug/mL
Target Compounds			
1) H DRO C10-C20	0.000	0	N.D. ug/mL
2) H DRO C10-C25	0.000	0	N.D. ug/mL
3) H DRO C10-C28	0.000	0	N.D. ug/mL
5) H1 ORO C20-C34	9.230	435684173	313.761 ug/mLm
6) H1 ORO C25-C36	10.700	564929312	340.646 ug/mLm
7) H1 DRO C10-C36	0.000	0	N.D. ug/mL
-----			

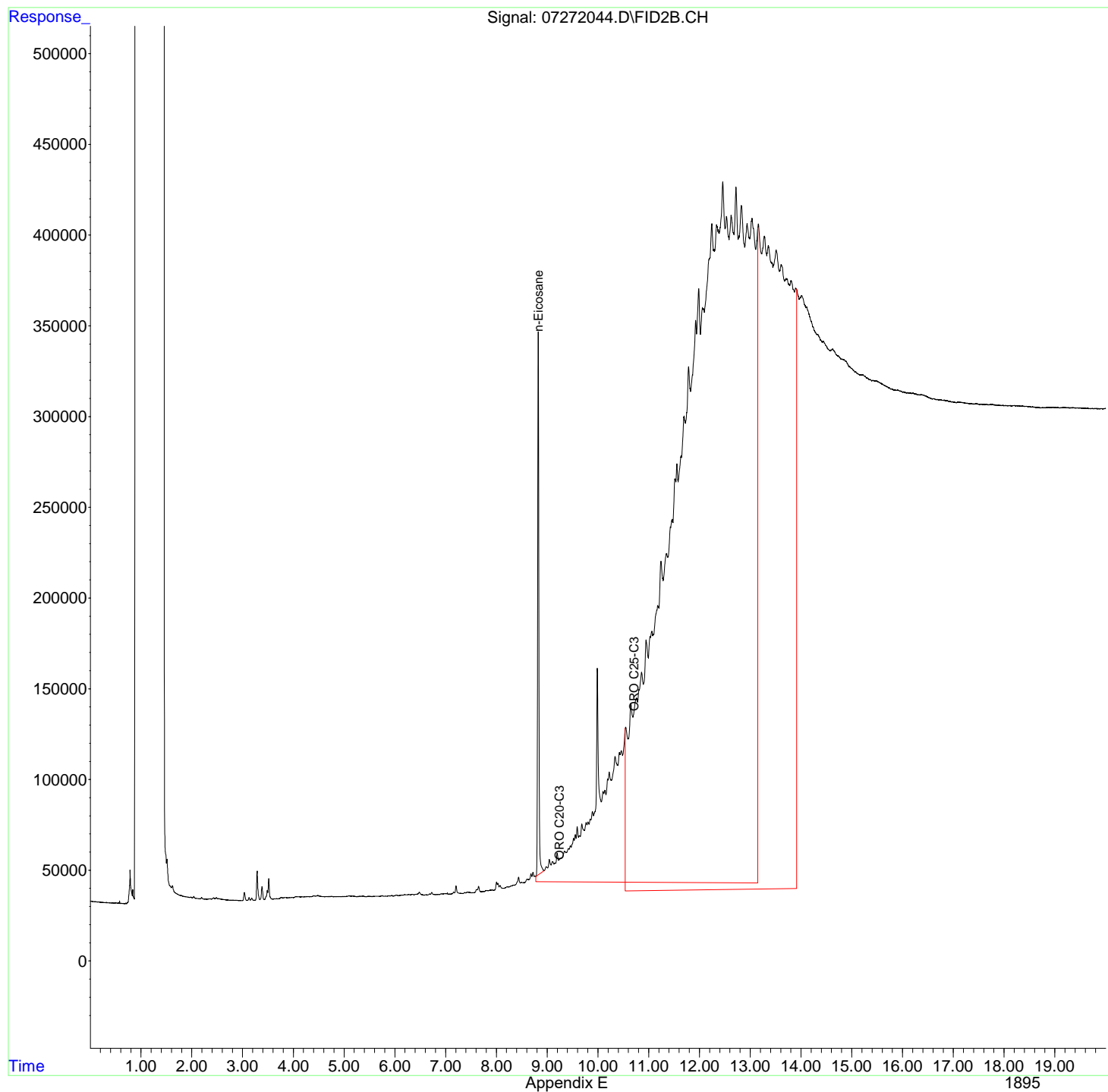
(f)=RT Delta > 1/2 Window

(m)=manual int.

Data Path : R:\2\DATA\072720\  
Data File : 07272044.D  
Signal(s) : FID2B.CH  
Acq On : 27 Jul 2020 6:46 pm  
Operator : GCSVOC-Annie  
Sample : CRQL-ORO-072720B  
Misc :  
ALS Vial : 5 Sample Multiplier: 1

Integration File: EVENTS.E  
Quant Time: Jul 28 10:05:31 2020  
Quant Method : Z:\HPCHEM\2\METHODS\022820DRO-ORO.M  
Quant Title : DRO-ORO 09-09-15 DRO/ORO  
QLast Update : Fri Feb 28 16:32:12 2020  
Response via : Initial Calibration  
Integrator: ChemStation 6890 Scale Mode: Large solvent peaks clipped

Volume Inj. :  
Signal Phase :  
Signal Info :



Data Path : R:\2\DATA\072720\  
 Data File : 07272045.D  
 Signal(s) : FID2B.CH  
 Acq On : 27 Jul 2020 7:14 pm  
 Operator : GCSVOC-Annie  
 Sample : MB-52102  
 Misc :  
 ALS Vial : 7 Sample Multiplier: 1

Integration File: EVENTS.E  
 Quant Time: Jul 28 09:45:56 2020  
 Quant Method : Z:\HPCHEM\2\METHODS\022820DRO-ORO.M  
 Quant Title : DRO-ORO 09-09-15 DRO/ORO  
 QLast Update : Fri Feb 28 16:32:12 2020  
 Response via : Initial Calibration  
 Integrator: ChemStation 6890 Scale Mode: Large solvent peaks clipped

Volume Inj. :  
 Signal Phase :  
 Signal Info :

Compound	R.T.	Response	Conc	Units
-----				
System Monitoring Compounds				
4) S n-Eicosane	8.823	28416525	14.702	ug/mL
8) S1 Squalene	11.551	31570067	19.221	ug/mL
Target Compounds				
1) H DRO C10-C20	0.000	0	N.D.	ug/mL
2) H DRO C10-C25	0.000	0	N.D.	ug/mL
3) H DRO C10-C28	0.000	0	N.D.	ug/mL
5) H1 ORO C20-C34	0.000	0	N.D.	ug/mL
6) H1 ORO C25-C36	0.000	0	N.D.	ug/mL
7) H1 DRO C10-C36	0.000	0	N.D.	ug/mL
-----				

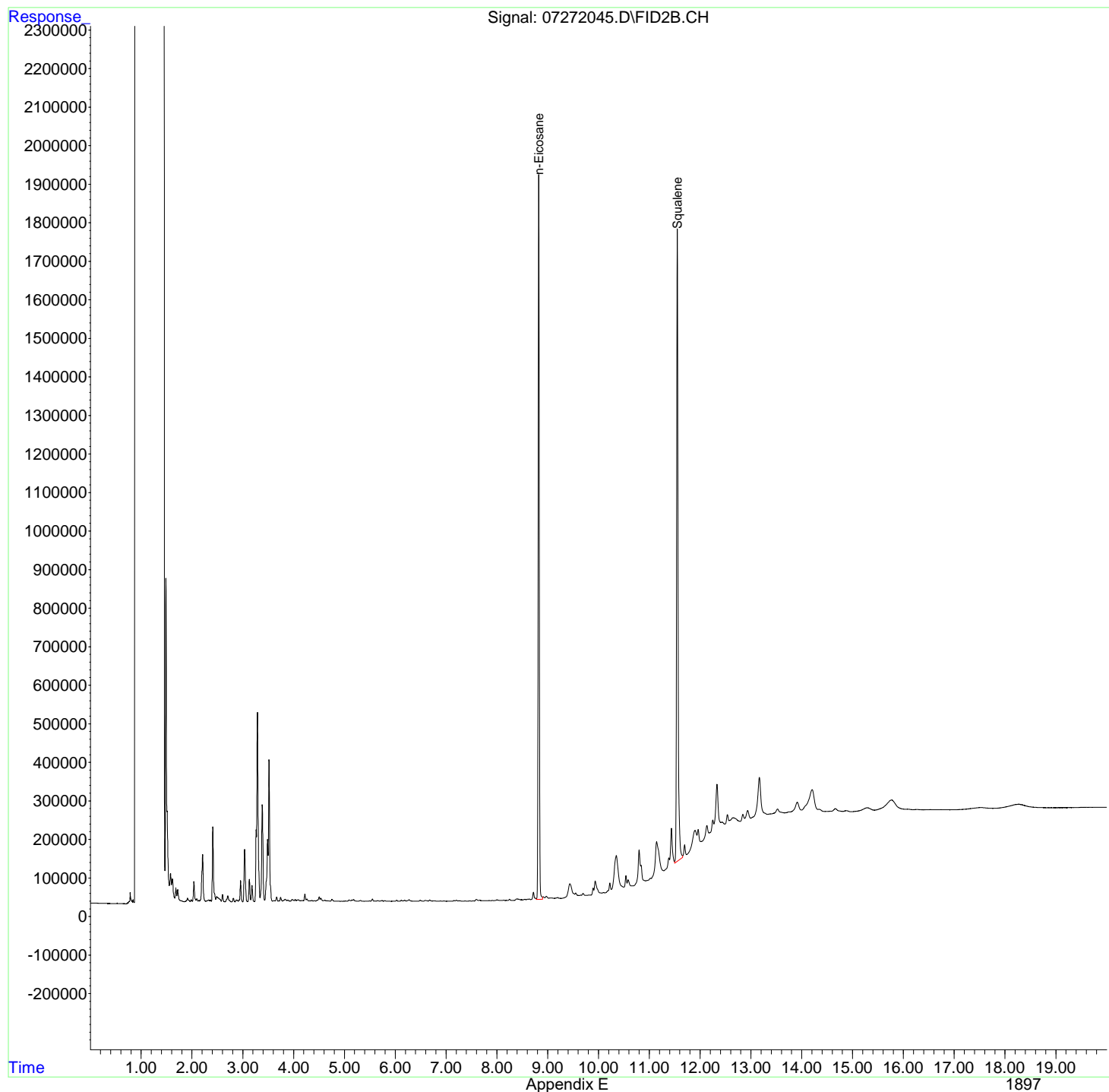
(f)=RT Delta > 1/2 Window

(m)=manual int.

Data Path : R:\2\DATA\072720\  
Data File : 07272045.D  
Signal(s) : FID2B.CH  
Acq On : 27 Jul 2020 7:14 pm  
Operator : GCSVOC-Annie  
Sample : MB-52102  
Misc :  
ALS Vial : 7 Sample Multiplier: 1

Integration File: EVENTS.E  
Quant Time: Jul 28 09:45:56 2020  
Quant Method : Z:\HPCHEM\2\METHODS\022820DRO-ORO.M  
Quant Title : DRO-ORO 09-09-15 DRO/ORO  
QLast Update : Fri Feb 28 16:32:12 2020  
Response via : Initial Calibration  
Integrator: ChemStation 6890 Scale Mode: Large solvent peaks clipped

Volume Inj. :  
Signal Phase :  
Signal Info :



Data Path : R:\2\DATA\072720\  
 Data File : 07272010.D  
 Signal(s) : FID2B.CH  
 Acq On : 27 Jul 2020 7:41 pm  
 Operator : GCSVOC-Annie  
 Sample : LCS-DRO-52102  
 Misc :  
 ALS Vial : 8 Sample Multiplier: 1

Integration File: EVENTS.E  
 Quant Time: Jul 28 10:12:08 2020  
 Quant Method : Z:\HPCHEM\2\METHODS\022820DRO-ORO.M  
 Quant Title : DRO-ORO 09-09-15 DRO/ORO  
 QLast Update : Tue Jul 28 09:55:44 2020  
 Response via : Initial Calibration  
 Integrator: ChemStation 6890 Scale Mode: Large solvent peaks clipped

Volume Inj. :  
 Signal Phase :  
 Signal Info :

Compound	R.T.	Response	Conc Units
-----			
System Monitoring Compounds			
4) S n-Eicosane	8.824	35729482	18.641 ug/mLm
8) S1 Squalene	11.551	34460982	21.051 ug/mL
Target Compounds			
1) H DRO C10-C20	5.050	845838074	551.831 ug/mLm
2) H DRO C10-C25	5.150	927217981	521.378 ug/mLm
3) H DRO C10-C28	6.850	960485014	522.196 ug/mLm
5) H1 ORO C20-C34	0.000	0	N.D. ug/mL
6) H1 ORO C25-C36	0.000	0	N.D. ug/mL
7) H1 DRO C10-C36	0.000	0	N.D. ug/mL
-----			

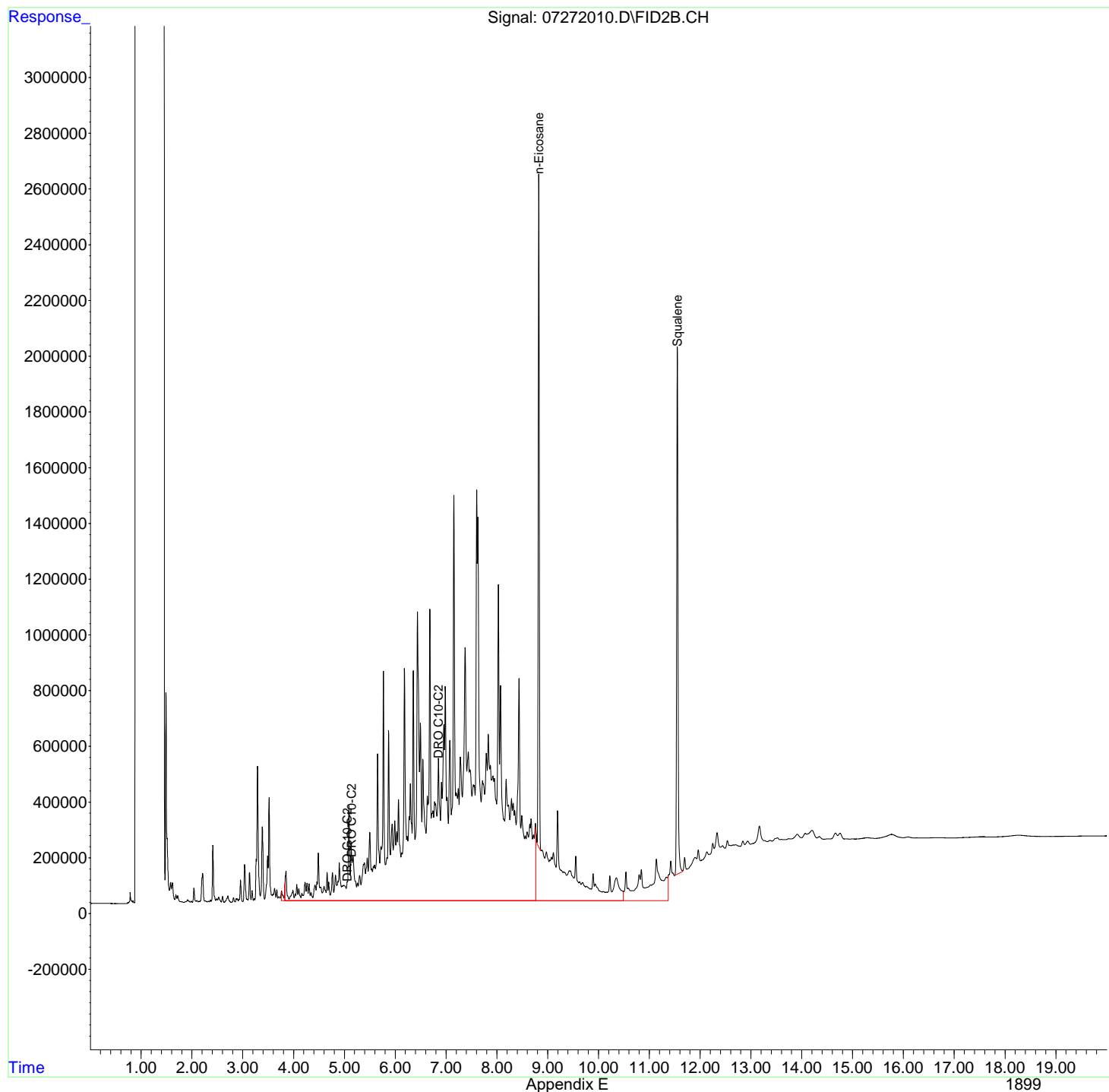
(f)=RT Delta > 1/2 Window

(m)=manual int.

Data Path : R:\2\DATA\072720\  
Data File : 07272010.D  
Signal(s) : FID2B.CH  
Acq On : 27 Jul 2020 7:41 pm  
Operator : GCSVOC-Annie  
Sample : LCS-DRO-52102  
Misc :  
ALS Vial : 8 Sample Multiplier: 1

Integration File: EVENTS.E  
Quant Time: Jul 28 10:12:08 2020  
Quant Method : Z:\HPCHEM\2\METHODS\022820DRO-ORO.M  
Quant Title : DRO-ORO 09-09-15 DRO/ORO  
QLast Update : Tue Jul 28 09:55:44 2020  
Response via : Initial Calibration  
Integrator: ChemStation 6890 Scale Mode: Large solvent peaks clipped

Volume Inj. :  
Signal Phase :  
Signal Info :



Data Path : R:\2\DATA\072720\  
 Data File : 07272011.D  
 Signal(s) : FID2B.CH  
 Acq On : 27 Jul 2020 8:09 pm  
 Operator : GCSVOC-Annie  
 Sample : LCSD-DRO-52102  
 Misc :  
 ALS Vial : 9 Sample Multiplier: 1

Integration File: EVENTS.E  
 Quant Time: Jul 28 10:14:09 2020  
 Quant Method : Z:\HPCHEM\2\METHODS\022820DRO-ORO.M  
 Quant Title : DRO-ORO 09-09-15 DRO/ORO  
 QLast Update : Tue Jul 28 09:55:44 2020  
 Response via : Initial Calibration  
 Integrator: ChemStation 6890 Scale Mode: Large solvent peaks clipped

Volume Inj. :  
 Signal Phase :  
 Signal Info :

Compound	R.T.	Response	Conc Units
-----			
System Monitoring Compounds			
4) S n-Eicosane	8.824	35152346	18.330 ug/mLm
8) S1 Squalene	11.551	33015600	20.136 ug/mL
Target Compounds			
1) H DRO C10-C20	5.050	838919669	547.184 ug/mLm
2) H DRO C10-C25	5.150	935231456	525.989 ug/mLm
3) H DRO C10-C28	6.850	961568065	522.807 ug/mLm
5) H1 ORO C20-C34	0.000	0	N.D. ug/mL
6) H1 ORO C25-C36	0.000	0	N.D. ug/mL
7) H1 DRO C10-C36	0.000	0	N.D. ug/mL
-----			

(f)=RT Delta > 1/2 Window

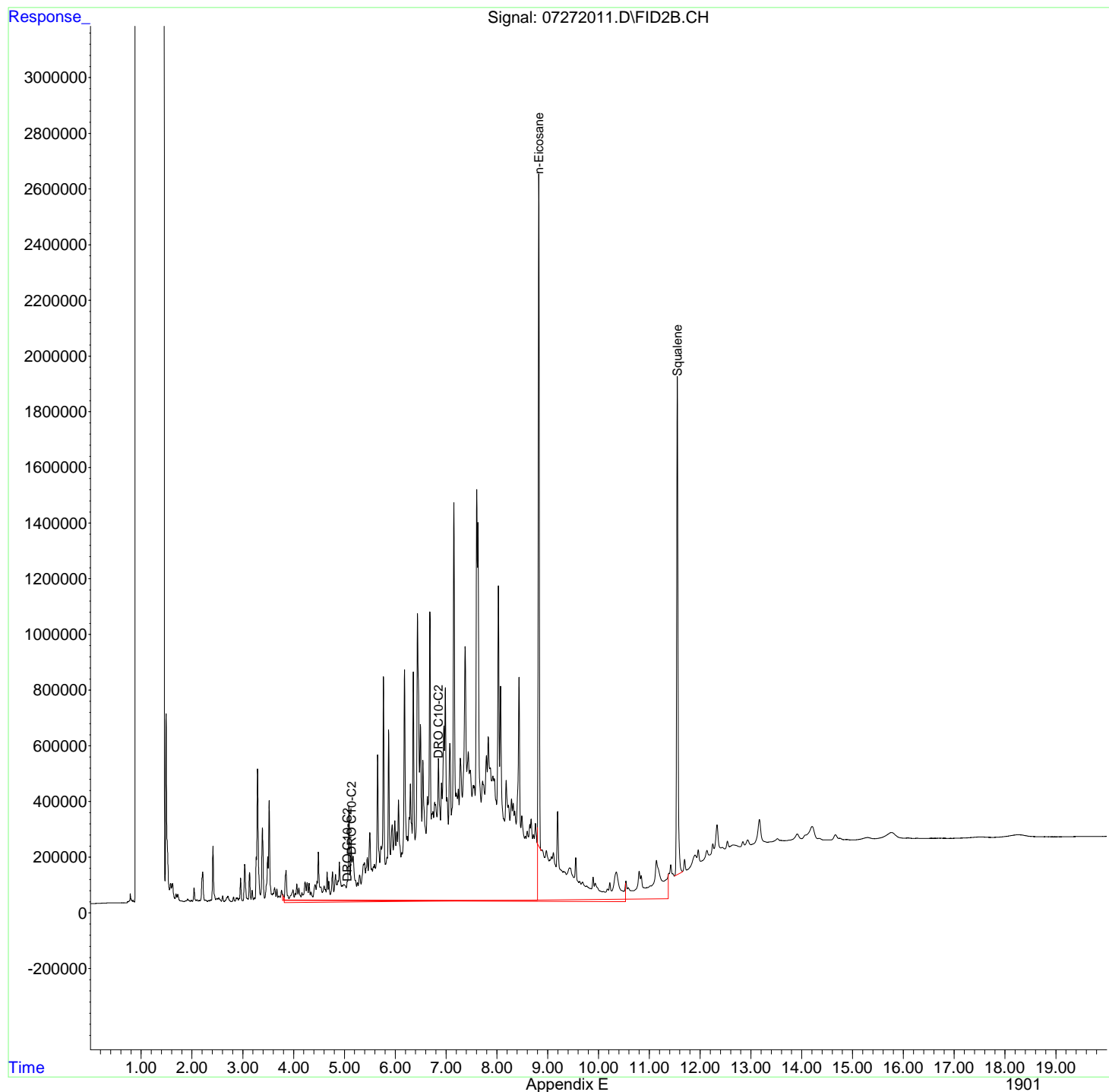
(m)=manual int.



Data Path : R:\2\DATA\072720\  
Data File : 07272011.D  
Signal(s) : FID2B.CH  
Acq On : 27 Jul 2020 8:09 pm  
Operator : GCSVOC-Annie  
Sample : LCSD-DRO-52102  
Misc :  
ALS Vial : 9 Sample Multiplier: 1

Integration File: EVENTS.E  
Quant Time: Jul 28 10:14:09 2020  
Quant Method : Z:\HPCHEM\2\METHODS\022820DRO-ORO.M  
Quant Title : DRO-ORO 09-09-15 DRO/ORO  
QLast Update : Tue Jul 28 09:55:44 2020  
Response via : Initial Calibration  
Integrator: ChemStation 6890 Scale Mode: Large solvent peaks clipped

Volume Inj. :  
Signal Phase :  
Signal Info :



Data Path : R:\2\DATA\072720\  
 Data File : 07272012.D  
 Signal(s) : FID2B.CH  
 Acq On : 27 Jul 2020 8:36 pm  
 Operator : GCSVOC-Annie  
 Sample : LCS-ORO-52102  
 Misc :  
 ALS Vial : 10 Sample Multiplier: 1

Integration File: EVENTS.E  
 Quant Time: Jul 28 10:15:07 2020  
 Quant Method : Z:\HPCHEM\2\METHODS\022820DRO-ORO.M  
 Quant Title : DRO-ORO 09-09-15 DRO/ORO  
 QLast Update : Tue Jul 28 09:55:44 2020  
 Response via : Initial Calibration  
 Integrator: ChemStation 6890 Scale Mode: Large solvent peaks clipped

Volume Inj. :  
 Signal Phase :  
 Signal Info :

Compound	R.T.	Response	Conc Units
-----			
System Monitoring Compounds			
4) S n-Eicosane	8.825	31032979	16.111 ug/mL
8) S1 Squalene	11.551	31355695	19.086 ug/mLm
Target Compounds			
1) H DRO C10-C20	0.000	0	N.D. ug/mL
2) H DRO C10-C25	0.000	0	N.D. ug/mL
3) H DRO C10-C28	0.000	0	N.D. ug/mL
5) H1 ORO C20-C34	9.230	957838360	799.916 ug/mLm
6) H1 ORO C25-C36	10.700	1171097664	815.358 ug/mLm
7) H1 DRO C10-C36	0.000	0	N.D. ug/mL
-----			

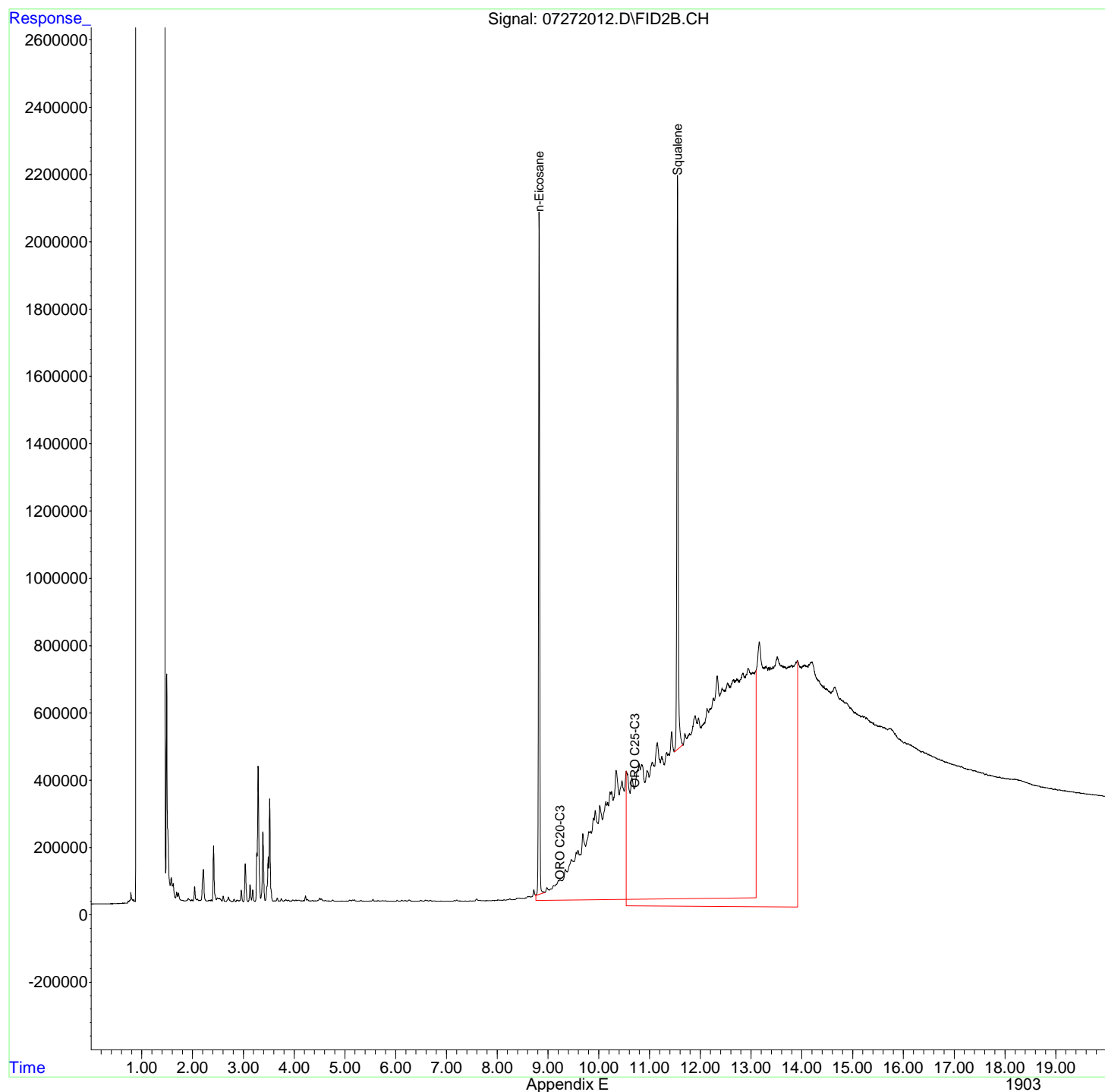
(f)=RT Delta > 1/2 Window

(m)=manual int.

Data Path : R:\2\DATA\072720\  
Data File : 07272012.D  
Signal(s) : FID2B.CH  
Acq On : 27 Jul 2020 8:36 pm  
Operator : GCSVOC-Annie  
Sample : LCS-ORO-52102  
Misc :  
ALS Vial : 10 Sample Multiplier: 1

Integration File: EVENTS.E  
Quant Time: Jul 28 10:15:07 2020  
Quant Method : Z:\HPCHEM\2\METHODS\022820DRO-ORO.M  
Quant Title : DRO-ORO 09-09-15 DRO/ORO  
QLast Update : Tue Jul 28 09:55:44 2020  
Response via : Initial Calibration  
Integrator: ChemStation 6890 Scale Mode: Large solvent peaks clipped

Volume Inj. :  
Signal Phase :  
Signal Info :



Data Path : R:\2\DATA\072720\  
 Data File : 07272013.D  
 Signal(s) : FID2B.CH  
 Acq On : 27 Jul 2020 9:04 pm  
 Operator : GCSVOC-Annie  
 Sample : LCSD-ORO-52102  
 Misc :  
 ALS Vial : 11 Sample Multiplier: 1

Integration File: EVENTS.E  
 Quant Time: Jul 28 10:16:05 2020  
 Quant Method : Z:\HPCHEM\2\METHODS\022820DRO-ORO.M  
 Quant Title : DRO-ORO 09-09-15 DRO/ORO  
 QLast Update : Tue Jul 28 09:55:44 2020  
 Response via : Initial Calibration  
 Integrator: ChemStation 6890 Scale Mode: Large solvent peaks clipped

Volume Inj. :  
 Signal Phase :  
 Signal Info :

Compound	R.T.	Response	Conc Units
-----			
System Monitoring Compounds			
4) S n-Eicosane	8.824	29766164	15.429 ug/mL
8) S1 Squalene	11.551	34057583	20.795 ug/mL
Target Compounds			
1) H DRO C10-C20	0.000	0	N.D. ug/mL
2) H DRO C10-C25	0.000	0	N.D. ug/mL
3) H DRO C10-C28	0.000	0	N.D. ug/mL
5) H1 ORO C20-C34	9.230	1031475811	868.476 ug/mLm
6) H1 ORO C25-C36	10.700	1252096522	878.791 ug/mLm
7) H1 DRO C10-C36	0.000	0	N.D. ug/mL
-----			

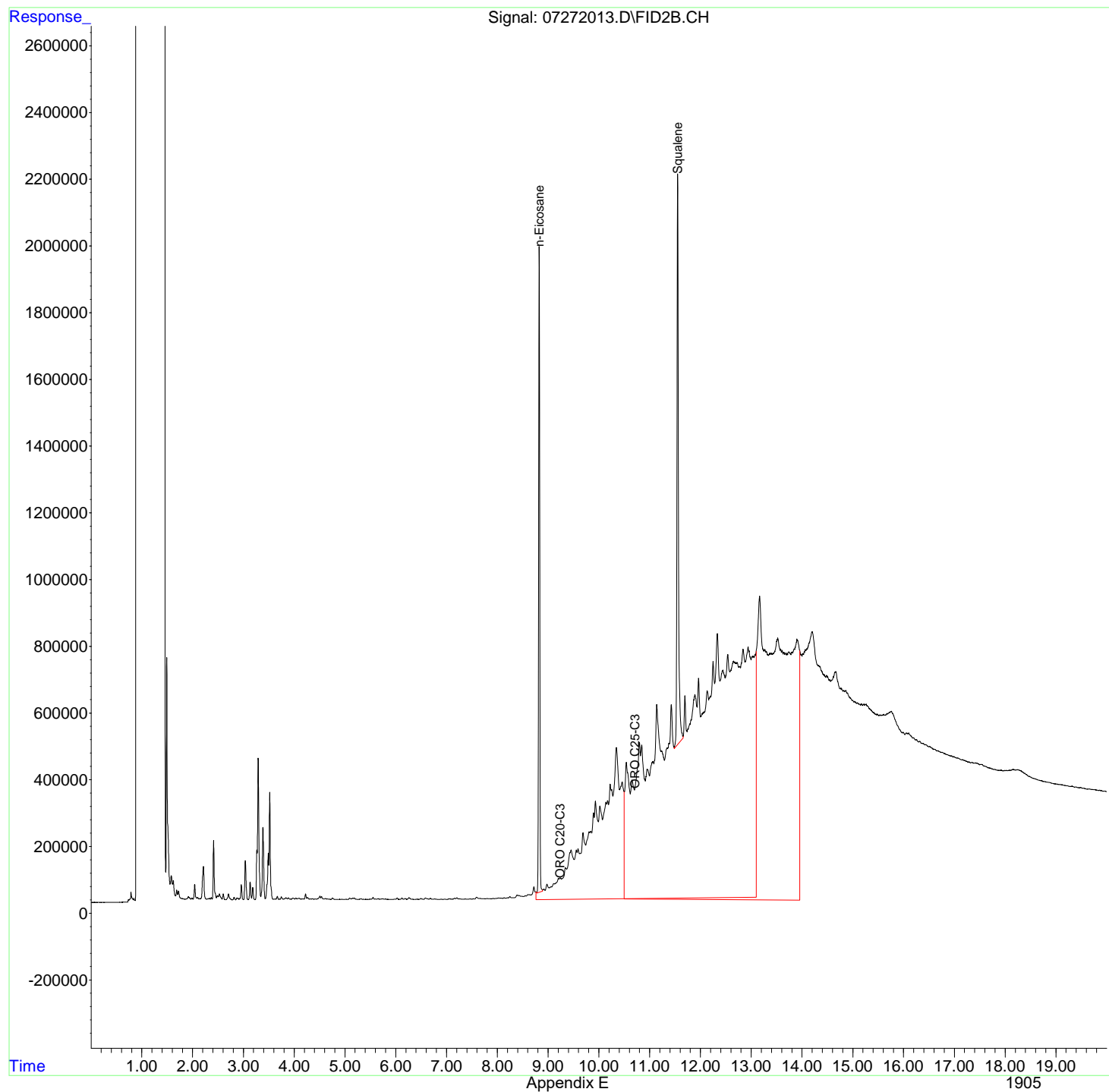
(f)=RT Delta > 1/2 Window

(m)=manual int.

Data Path : R:\2\DATA\072720\  
Data File : 07272013.D  
Signal(s) : FID2B.CH  
Acq On : 27 Jul 2020 9:04 pm  
Operator : GCSVOC-Annie  
Sample : LCSD-ORO-52102  
Misc :  
ALS Vial : 11 Sample Multiplier: 1

Integration File: EVENTS.E  
Quant Time: Jul 28 10:16:05 2020  
Quant Method : Z:\HPCHEM\2\METHODS\022820DRO-ORO.M  
Quant Title : DRO-ORO 09-09-15 DRO/ORO  
QLast Update : Tue Jul 28 09:55:44 2020  
Response via : Initial Calibration  
Integrator: ChemStation 6890 Scale Mode: Large solvent peaks clipped

Volume Inj. :  
Signal Phase :  
Signal Info :



Data Path : R:\2\DATA\072720\  
 Data File : 07272024.D  
 Signal(s) : FID2B.CH  
 Acq On : 28 Jul 2020 2:04 am  
 Operator : GCSVOC-Annie  
 Sample : CCB-072720-1  
 Misc :  
 ALS Vial : 2 Sample Multiplier: 1

Integration File: EVENTS.E  
 Quant Time: Jul 28 09:41:44 2020  
 Quant Method : Z:\HPCHEM\2\METHODS\022820DRO-ORO.M  
 Quant Title : DRO-ORO 09-09-15 DRO/ORO  
 QLast Update : Fri Feb 28 16:32:12 2020  
 Response via : Initial Calibration  
 Integrator: ChemStation 6890 Scale Mode: Large solvent peaks clipped

Volume Inj. :  
 Signal Phase :  
 Signal Info :

Compound	R.T.	Response	Conc	Units
-----				
System Monitoring Compounds				
4) S n-Eicosane	8.822	32460641	16.880	ug/mLm
8) S1 Squalene	11.548	31077963	18.910	ug/mLm
Target Compounds				
1) H DRO C10-C20	0.000	0	N.D.	ug/mL
2) H DRO C10-C25	0.000	0	N.D.	ug/mL
3) H DRO C10-C28	0.000	0	N.D.	ug/mL
5) H1 ORO C20-C34	0.000	0	N.D.	ug/mL
6) H1 ORO C25-C36	0.000	0	N.D.	ug/mL
7) H1 DRO C10-C36	0.000	0	N.D.	ug/mL
-----				

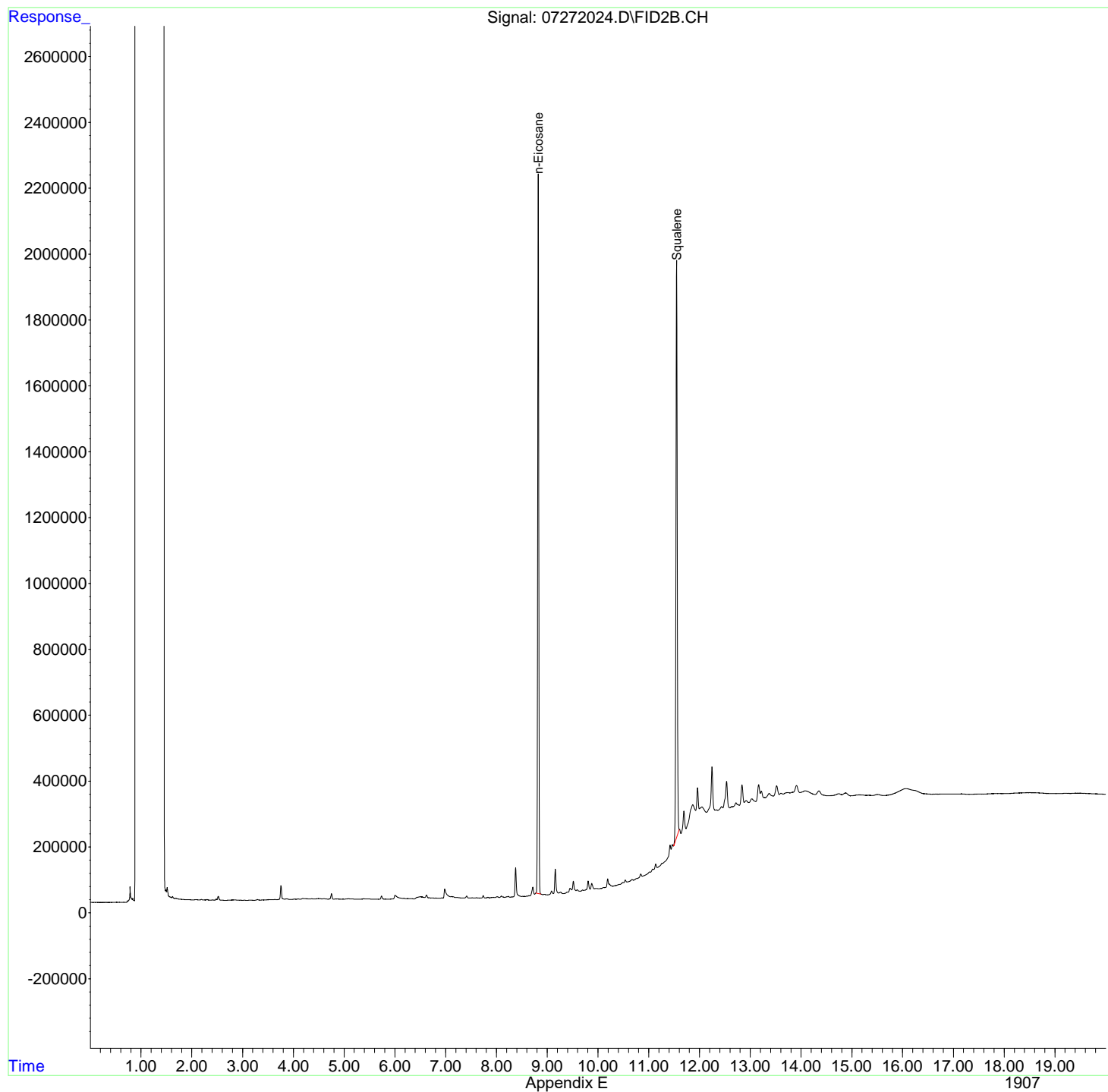
(f)=RT Delta > 1/2 Window

(m)=manual int.

Data Path : R:\2\DATA\072720\  
Data File : 07272024.D  
Signal(s) : FID2B.CH  
Acq On : 28 Jul 2020 2:04 am  
Operator : GCSVOC-Annie  
Sample : CCB-072720-1  
Misc :  
ALS Vial : 2 Sample Multiplier: 1

Integration File: EVENTS.E  
Quant Time: Jul 28 09:41:44 2020  
Quant Method : Z:\HPCHEM\2\METHODS\022820DRO-ORO.M  
Quant Title : DRO-ORO 09-09-15 DRO/ORO  
QLast Update : Fri Feb 28 16:32:12 2020  
Response via : Initial Calibration  
Integrator: ChemStation 6890 Scale Mode: Large solvent peaks clipped

Volume Inj. :  
Signal Phase :  
Signal Info :



Data Path : R:\2\DATA\072720\  
 Data File : 07272025.D  
 Signal(s) : FID2B.CH  
 Acq On : 28 Jul 2020 2:31 am  
 Operator : GCSVOC-Annie  
 Sample : CCV-DRO-072720-1  
 Misc :  
 ALS Vial : 4 Sample Multiplier: 1

Integration File: EVENTS.E  
 Quant Time: Jul 28 10:55:30 2020  
 Quant Method : Z:\HPCHEM\2\METHODS\022820DRO-ORO.M  
 Quant Title : DRO-ORO 09-09-15 DRO/ORO  
 QLast Update : Fri Feb 28 16:32:12 2020  
 Response via : Initial Calibration  
 Integrator: ChemStation 6890 Scale Mode: Large solvent peaks clipped

Volume Inj. :  
 Signal Phase :  
 Signal Info :

Min. RRF : 0.000 Min. Rel. Area : 50% Max. R.T. Dev 0.50min  
 Max. RRF Dev : 15% Max. Rel. Area : 150%

	Compound	Amount	Calc.	%Dev	Area%	Dev (Min)
1 H	DRO C10-C20	1000.000	1087.190	-8.7	0	0.00
2 H	DRO C10-C25	1000.000	1028.358	-2.8	0	0.00
3 H	DRO C10-C28	1000.000	1075.192	-7.5	0	0.00
5 H1	ORO C20-C34	1000.000	-91.956	109.2#	0	-9.23#
6 H1	ORO C25-C36	1000.000	-101.830	110.2#	0	-10.70#
7 H1	DRO C10-C36	1000.000	1220.945	-22.1#	0	0.00
8 S1	Squalene	20.000	20.976	-4.9	0	0.00

Evaluate Continuing Calibration Report - Not Found

4 S	n-Eicosane	10.000	0.000	100.0#	0	-8.83#
5 H1	ORO C20-C34	1000.000	-91.956	109.2#	0	-9.23#
6 H1	ORO C25-C36	1000.000	-101.830	110.2#	0	-10.70#

(#) = Out of Range

SPCC's out = 0 CCC's out = 0



Data Path : R:\2\DATA\072720\  
 Data File : 07272025.D  
 Signal(s) : FID2B.CH  
 Acq On : 28 Jul 2020 2:31 am  
 Operator : GCSVOC-Annie  
 Sample : CCV-DRO-072720-1  
 Misc :  
 ALS Vial : 4 Sample Multiplier: 1

Integration File: EVENTS.E  
 Quant Time: Jul 28 10:55:30 2020  
 Quant Method : Z:\HPCHEM\2\METHODS\022820DRO-ORO.M  
 Quant Title : DRO-ORO 09-09-15 DRO/ORO  
 QLast Update : Fri Feb 28 16:32:12 2020  
 Response via : Initial Calibration  
 Integrator: ChemStation 6890 Scale Mode: Large solvent peaks clipped

Volume Inj. :  
 Signal Phase :  
 Signal Info :

Compound	R.T.	Response	Conc	Units
-----				
System Monitoring Compounds				
4) S n-Eicosane	0.000	0	N.D.	ug/mL
8) S1 Squalene	11.549	34343056	20.976	ug/mLm
Target Compounds				
1) H DRO C10-C20	5.050	1642861612	1087.190	ug/mLm
2) H DRO C10-C25	5.150	1808205814	1028.358	ug/mLm
3) H DRO C10-C28	6.850	1942097343	1075.192	ug/mLm
5) H1 ORO C20-C34	0.000	0	N.D.	ug/mL
6) H1 ORO C25-C36	0.000	0	N.D.	ug/mL
7) H1 DRO C10-C36	8.400	2307600644	1220.945	ug/mLm
-----				

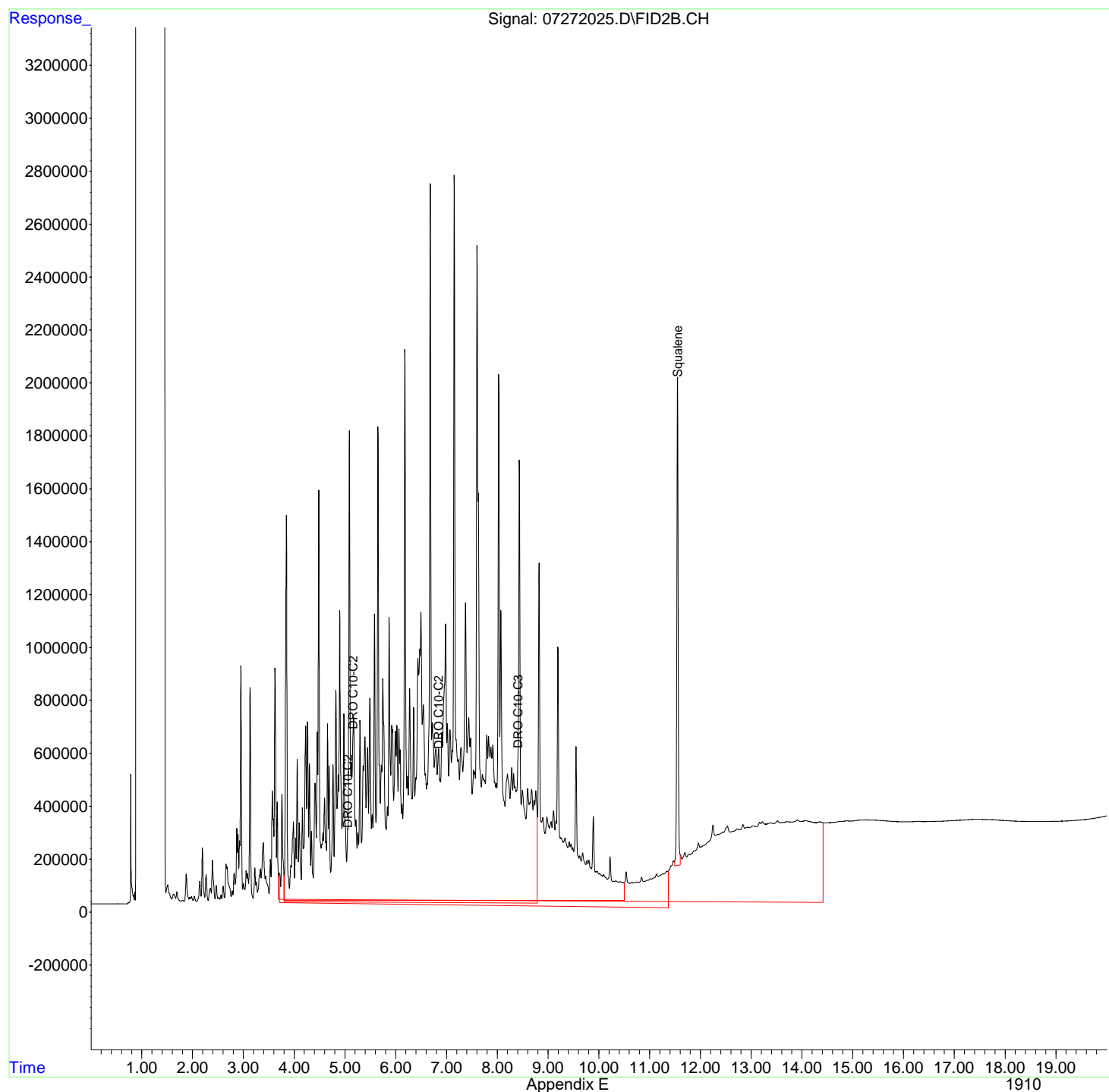
(f)=RT Delta > 1/2 Window

(m)=manual int.

Data Path : R:\2\DATA\072720\  
Data File : 07272025.D  
Signal(s) : FID2B.CH  
Acq On : 28 Jul 2020 2:31 am  
Operator : GCSVOC-Annie  
Sample : CCV-DRO-072720-1  
Misc :  
ALS Vial : 4 Sample Multiplier: 1

Integration File: EVENTS.E  
Quant Time: Jul 28 10:55:30 2020  
Quant Method : Z:\HPCHEM\2\METHODS\022820DRO-ORO.M  
Quant Title : DRO-ORO 09-09-15 DRO/ORO  
QLast Update : Fri Feb 28 16:32:12 2020  
Response via : Initial Calibration  
Integrator: ChemStation 6890 Scale Mode: Large solvent peaks clipped

Volume Inj. :  
Signal Phase :  
Signal Info :



Data Path : R:\2\DATA\072720\  
Data File : 07272026.D  
Signal(s) : FID2B.CH  
Acq On : 28 Jul 2020 2:59 am  
Operator : GCSVOC-Annie  
Sample : CCV-ORO-072720-1  
Misc :  
ALS Vial : 6 Sample Multiplier: 1

Integration File: EVENTS.E  
Quant Time: Jul 28 10:56:27 2020  
Quant Method : Z:\HPCHEM\2\METHODS\022820DRO-ORO.M  
Quant Title : DRO-ORO 09-09-15 DRO/ORO  
QLast Update : Fri Feb 28 16:32:12 2020  
Response via : Initial Calibration  
Integrator: ChemStation 6890 Scale Mode: Large solvent peaks clipped

Volume Inj. :  
Signal Phase :  
Signal Info :

Min. RRF : 0.000 Min. Rel. Area : 50% Max. R.T. Dev 0.50min  
Max. RRF Dev : 15% Max. Rel. Area : 150%

	Compound	Amount	Calc.	%Dev	Area%	Dev (Min)
1 H	DRO C10-C20	1000.000	-16.100	101.6#	0	-5.05#
2 H	DRO C10-C25	1000.000	-12.021	101.2#	0	-5.15#
3 H	DRO C10-C28	1000.000	-18.715	101.9#	0	-6.85#
4 S	n-Eicosane	10.000	9.704	3.0	0	0.00
5 H1	ORO C20-C34	1000.000	1188.057	-18.8#	0	0.00
6 H1	ORO C25-C36	1000.000	1181.403	-18.1#	0	0.00
7 H1	DRO C10-C36	1000.000	-109.531	111.0#	0	-8.40#

Evaluate Continuing Calibration Report - Not Found

8 S1	Squalene	20.000	0.000	100.0#	0	-11.56#
------	----------	--------	-------	--------	---	---------

(#) = Out of Range

SPCC's out = 0 CCC's out = 0

Data Path : R:\2\DATA\072720\  
 Data File : 07272026.D  
 Signal(s) : FID2B.CH  
 Acq On : 28 Jul 2020 2:59 am  
 Operator : GCSVOC-Annie  
 Sample : CCV-ORO-072720-1  
 Misc :  
 ALS Vial : 6 Sample Multiplier: 1

Integration File: EVENTS.E  
 Quant Time: Jul 28 10:56:27 2020  
 Quant Method : Z:\HPCHEM\2\METHODS\022820DRO-ORO.M  
 Quant Title : DRO-ORO 09-09-15 DRO/ORO  
 QLast Update : Fri Feb 28 16:32:12 2020  
 Response via : Initial Calibration  
 Integrator: ChemStation 6890 Scale Mode: Large solvent peaks clipped

Volume Inj. :  
 Signal Phase :  
 Signal Info :

Compound	R.T.	Response	Conc Units
-----			
System Monitoring Compounds			
4) S n-Eicosane	8.822	19136363	9.704 ug/mLm
8) S1 Squalene	0.000	0	N.D. ug/mL
Target Compounds			
1) H DRO C10-C20	0.000	0	N.D. ug/mL
2) H DRO C10-C25	0.000	0	N.D. ug/mL
3) H DRO C10-C28	0.000	0	N.D. ug/mL
5) H1 ORO C20-C34	9.230	1374721360	1188.057 ug/mLm
6) H1 ORO C25-C36	10.700	1638507833	1181.403 ug/mLm
7) H1 DRO C10-C36	0.000	0	N.D. ug/mL
-----			

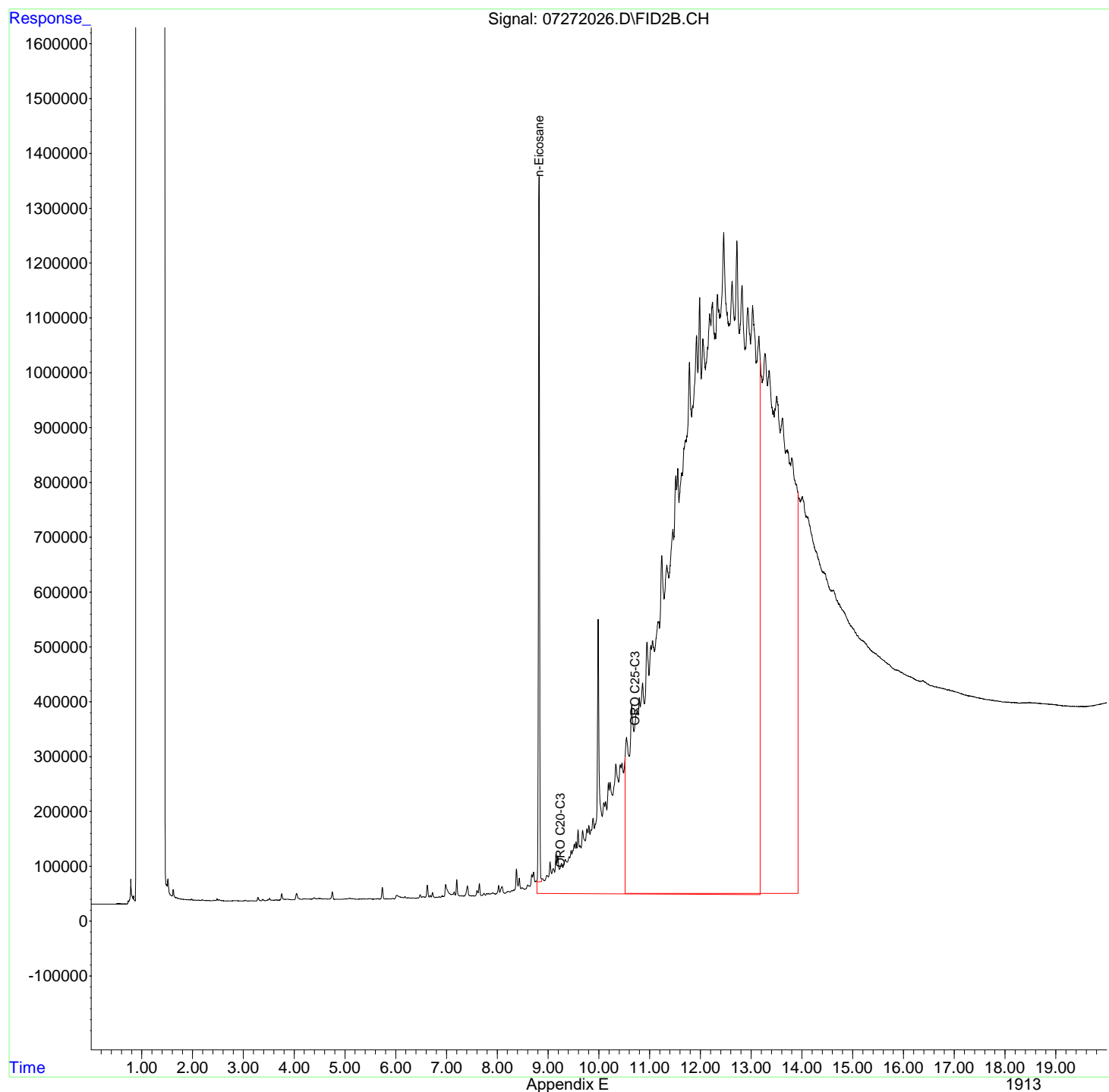
(f)=RT Delta > 1/2 Window

(m)=manual int.

Data Path : R:\2\DATA\072720\  
Data File : 07272026.D  
Signal(s) : FID2B.CH  
Acq On : 28 Jul 2020 2:59 am  
Operator : GCSVOC-Annie  
Sample : CCV-ORO-072720-1  
Misc :  
ALS Vial : 6 Sample Multiplier: 1

Integration File: EVENTS.E  
Quant Time: Jul 28 10:56:27 2020  
Quant Method : Z:\HPCHEM\2\METHODS\022820DRO-ORO.M  
Quant Title : DRO-ORO 09-09-15 DRO/ORO  
QLast Update : Fri Feb 28 16:32:12 2020  
Response via : Initial Calibration  
Integrator: ChemStation 6890 Scale Mode: Large solvent peaks clipped

Volume Inj. :  
Signal Phase :  
Signal Info :



Data Path : R:\2\DATA\072720\  
 Data File : 07272029.D  
 Signal(s) : FID2B.CH  
 Acq On : 28 Jul 2020 4:20 am  
 Operator : GCSVOC-Annie  
 Sample : 2006300-008A  
 Misc :  
 ALS Vial : 24 Sample Multiplier: 1

Integration File: EVENTS.E  
 Quant Time: Jul 28 11:52:40 2020  
 Quant Method : Z:\HPCHEM\2\METHODS\022820DRO-ORO.M  
 Quant Title : DRO-ORO 09-09-15 DRO/ORO  
 QLast Update : Tue Jul 28 09:55:44 2020  
 Response via : Initial Calibration  
 Integrator: ChemStation 6890 Scale Mode: Large solvent peaks clipped

Volume Inj. :  
 Signal Phase :  
 Signal Info :

Compound	R.T.	Response	Conc Units
-----			
System Monitoring Compounds			
4) S n-Eicosane	8.821	28998784	15.016 ug/mLm
8) S1 Squalene	11.548	43502038	26.772 ug/mL
Target Compounds			
1) H DRO C10-C20	0.000	0	N.D. ug/mL
2) H DRO C10-C25	0.000	0	N.D. ug/mL
3) H DRO C10-C28	6.850	376287990	193.087 ug/mLm
5) H1 ORO C20-C34	9.230	760980580	616.630 ug/mLm
6) H1 ORO C25-C36	10.700	1018991182	696.238 ug/mLm
7) H1 DRO C10-C36	0.000	0	N.D. ug/mL
-----			

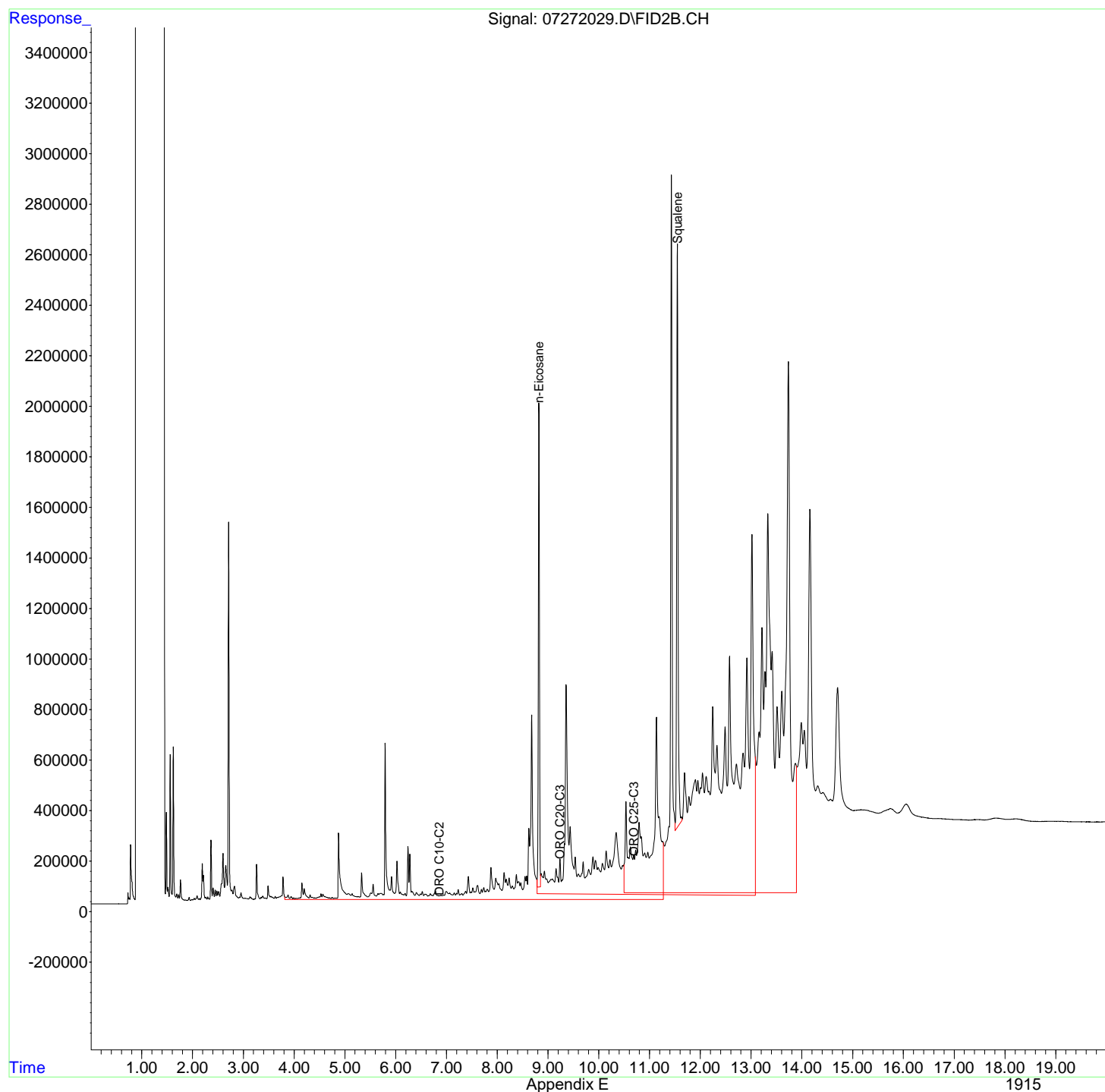
(f)=RT Delta > 1/2 Window

(m)=manual int.

Data Path : R:\2\DATA\072720\  
Data File : 07272029.D  
Signal(s) : FID2B.CH  
Acq On : 28 Jul 2020 4:20 am  
Operator : GCSVOC-Annie  
Sample : 2006300-008A  
Misc :  
ALS Vial : 24 Sample Multiplier: 1

Integration File: EVENTS.E  
Quant Time: Jul 28 11:52:40 2020  
Quant Method : Z:\HPCHEM\2\METHODS\022820DRO-ORO.M  
Quant Title : DRO-ORO 09-09-15 DRO/ORO  
QLast Update : Tue Jul 28 09:55:44 2020  
Response via : Initial Calibration  
Integrator: ChemStation 6890 Scale Mode: Large solvent peaks clipped

Volume Inj. :  
Signal Phase :  
Signal Info :



Data Path : R:\2\DATA\072720\  
 Data File : 07272030.D  
 Signal(s) : FID2B.CH  
 Acq On : 28 Jul 2020 4:47 am  
 Operator : GCSVOC-Annie  
 Sample : 2006300-008AMS  
 Misc :  
 ALS Vial : 25 Sample Multiplier: 1

Integration File: EVENTS.E  
 Quant Time: Jul 28 11:57:29 2020  
 Quant Method : Z:\HPCHEM\2\METHODS\022820DRO-ORO.M  
 Quant Title : DRO-ORO 09-09-15 DRO/ORO  
 QLast Update : Tue Jul 28 09:55:44 2020  
 Response via : Initial Calibration  
 Integrator: ChemStation 6890 Scale Mode: Large solvent peaks clipped

Volume Inj. :  
 Signal Phase :  
 Signal Info :

Compound	R.T.	Response	Conc Units
-----			
System Monitoring Compounds			
4) S n-Eicosane	8.821	33104681	17.227 ug/mLm
8) S1 Squalene	11.549	53048674	32.813 ug/mL
Target Compounds			
1) H DRO C10-C20	5.050	970857955	635.807 ug/mLm
2) H DRO C10-C25	5.150	1329467052	752.859 ug/mLm
3) H DRO C10-C28	6.850	1493298570	822.359 ug/mLm
5) H1 ORO C20-C34	9.230	1367889235	1181.696 ug/mLm
6) H1 ORO C25-C36	10.700	1847123102	1344.777 ug/mLm
7) H1 DRO C10-C36	0.000	0	N.D. ug/mL
-----			

(f)=RT Delta > 1/2 Window

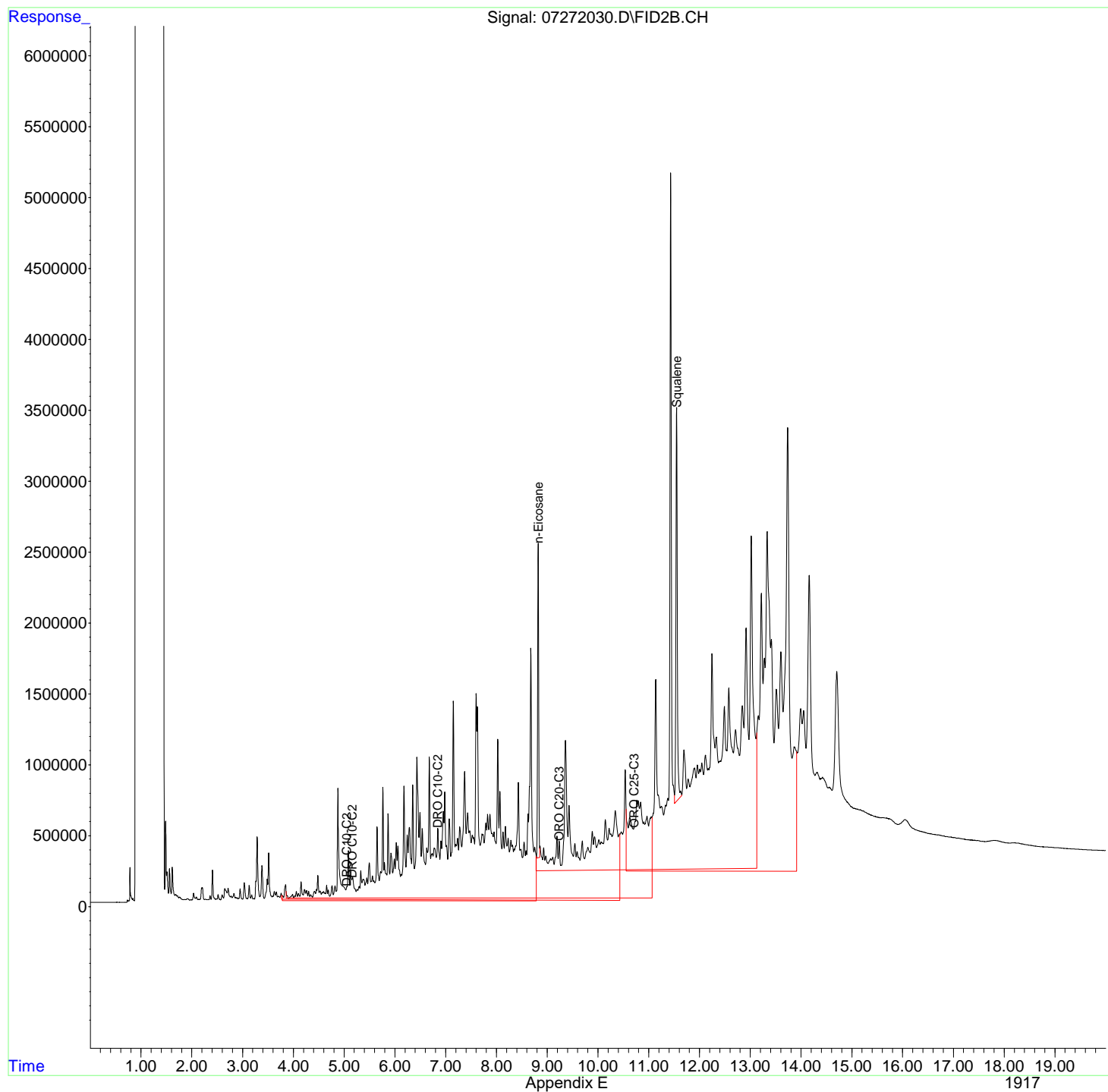
(m)=manual int.



Data Path : R:\2\DATA\072720\  
Data File : 07272030.D  
Signal(s) : FID2B.CH  
Acq On : 28 Jul 2020 4:47 am  
Operator : GCSVOC-Annie  
Sample : 2006300-008AMS  
Misc :  
ALS Vial : 25 Sample Multiplier: 1

Integration File: EVENTS.E  
Quant Time: Jul 28 11:57:29 2020  
Quant Method : Z:\HPCHEM\2\METHODS\022820DRO-ORO.M  
Quant Title : DRO-ORO 09-09-15 DRO/ORO  
QLast Update : Tue Jul 28 09:55:44 2020  
Response via : Initial Calibration  
Integrator: ChemStation 6890 Scale Mode: Large solvent peaks clipped

Volume Inj. :  
Signal Phase :  
Signal Info :



Data Path : R:\2\DATA\072720\  
 Data File : 07272031.D  
 Signal(s) : FID2B.CH  
 Acq On : 28 Jul 2020 5:14 am  
 Operator : GCSVOC-Annie  
 Sample : 2006300-008AMSD  
 Misc :  
 ALS Vial : 26 Sample Multiplier: 1

Integration File: EVENTS.E  
 Quant Time: Jul 28 11:59:44 2020  
 Quant Method : Z:\HPCHEM\2\METHODS\022820DRO-ORO.M  
 Quant Title : DRO-ORO 09-09-15 DRO/ORO  
 QLast Update : Tue Jul 28 09:55:44 2020  
 Response via : Initial Calibration  
 Integrator: ChemStation 6890 Scale Mode: Large solvent peaks clipped

Volume Inj. :  
 Signal Phase :  
 Signal Info :

Compound	R.T.	Response	Conc Units
-----			
System Monitoring Compounds			
4) S n-Eicosane	8.821	32610115	16.961 ug/mLm
8) S1 Squalene	11.548	50976095	31.501 ug/mL
Target Compounds			
1) H DRO C10-C20	5.050	930812349	608.908 ug/mLm
2) H DRO C10-C25	5.150	1297639751	734.543 ug/mLm
3) H DRO C10-C28	6.850	1501190984	826.805 ug/mLm
5) H1 ORO C20-C34	9.230	1400171389	1211.752 ug/mLm
6) H1 ORO C25-C36	10.700	1908178391	1392.592 ug/mLm
7) H1 DRO C10-C36	0.000	0	N.D. ug/mL
-----			

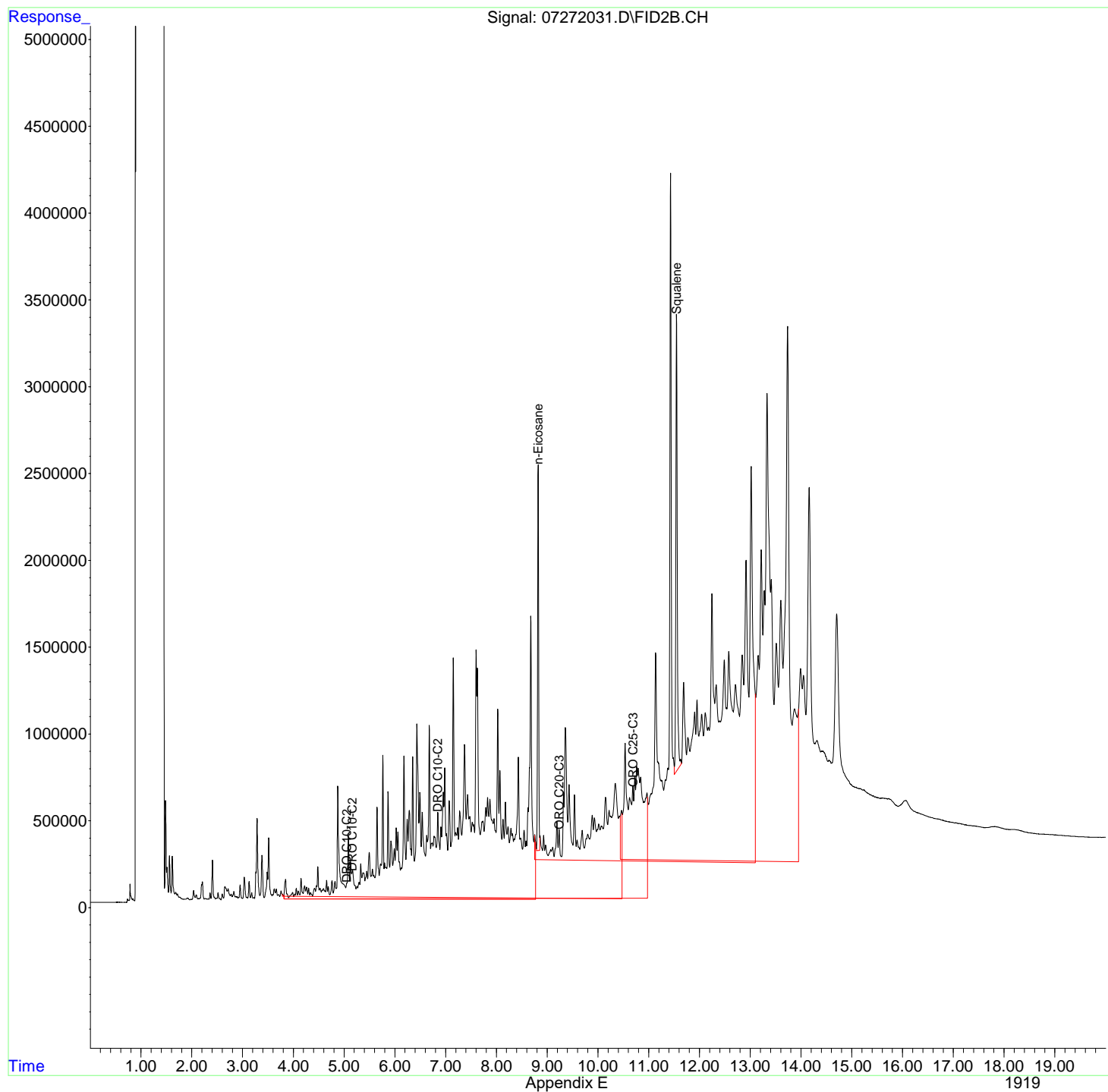
(f)=RT Delta > 1/2 Window

(m)=manual int.

Data Path : R:\2\DATA\072720\  
Data File : 07272031.D  
Signal(s) : FID2B.CH  
Acq On : 28 Jul 2020 5:14 am  
Operator : GCSVOC-Annie  
Sample : 2006300-008AMSD  
Misc :  
ALS Vial : 26 Sample Multiplier: 1

Integration File: EVENTS.E  
Quant Time: Jul 28 11:59:44 2020  
Quant Method : Z:\HPCHEM\2\METHODS\022820DRO-ORO.M  
Quant Title : DRO-ORO 09-09-15 DRO/ORO  
QLast Update : Tue Jul 28 09:55:44 2020  
Response via : Initial Calibration  
Integrator: ChemStation 6890 Scale Mode: Large solvent peaks clipped

Volume Inj. :  
Signal Phase :  
Signal Info :



Data Path : R:\2\DATA\072720\  
 Data File : 07272038.D  
 Signal(s) : FID2B.CH  
 Acq On : 28 Jul 2020 8:23 am  
 Operator : GCSVOC-Annie  
 Sample : 2006481-018A  
 Misc :  
 ALS Vial : 33 Sample Multiplier: 1

Integration File: EVENTS.E  
 Quant Time: Jul 28 15:11:25 2020  
 Quant Method : Z:\HPCHEM\2\METHODS\022820DRO-ORO.M  
 Quant Title : DRO-ORO 09-09-15 DRO/ORO  
 QLast Update : Fri Feb 28 16:32:12 2020  
 Response via : Initial Calibration  
 Integrator: ChemStation 6890 Scale Mode: Large solvent peaks clipped

Volume Inj. :  
 Signal Phase :  
 Signal Info :

Compound	R.T.	Response	Conc Units
-----			
System Monitoring Compounds			
4) S n-Eicosane	8.822	29140574	15.092 ug/mL
8) S1 Squalene	11.547	30087144	18.283 ug/mLm
Target Compounds			
1) H DRO C10-C20	0.000	0	N.D. ug/mL
2) H DRO C10-C25	0.000	0	N.D. ug/mL
3) H DRO C10-C28	6.850	942126016	511.854 ug/mLm
5) H1 ORO C20-C34	9.230	3058216435	2755.483 ug/mLm
6) H1 ORO C25-C36	10.700	3815403203	2886.207 ug/mLm
7) H1 DRO C10-C36	0.000	0	N.D. ug/mL
-----			

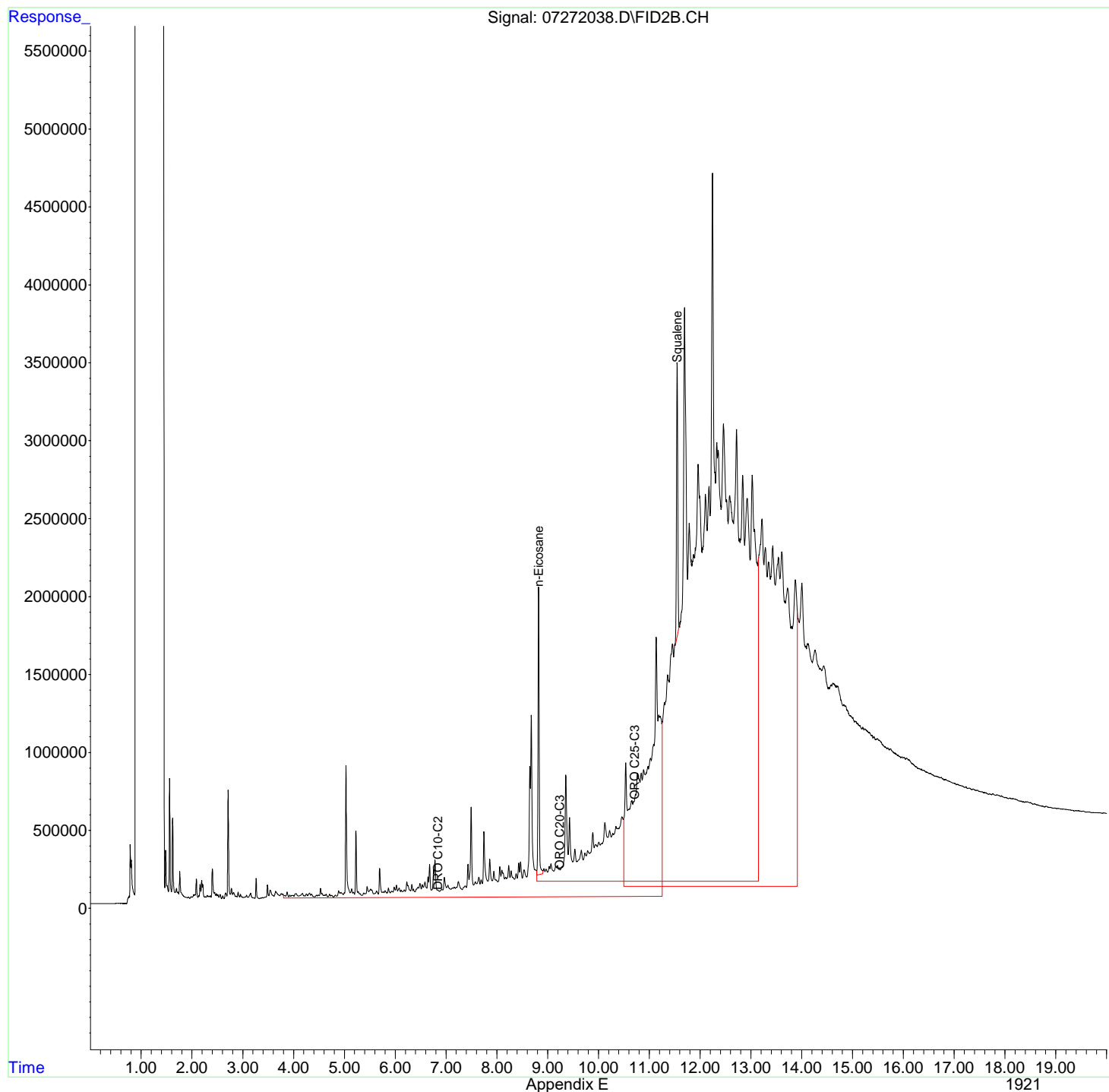
(f)=RT Delta > 1/2 Window

(m)=manual int.

Data Path : R:\2\DATA\072720\  
Data File : 07272038.D  
Signal(s) : FID2B.CH  
Acq On : 28 Jul 2020 8:23 am  
Operator : GCSVOC-Annie  
Sample : 2006481-018A  
Misc :  
ALS Vial : 33 Sample Multiplier: 1

Integration File: EVENTS.E  
Quant Time: Jul 28 15:11:25 2020  
Quant Method : Z:\HPCHEM\2\METHODS\022820DRO-ORO.M  
Quant Title : DRO-ORO 09-09-15 DRO/ORO  
QLast Update : Fri Feb 28 16:32:12 2020  
Response via : Initial Calibration  
Integrator: ChemStation 6890 Scale Mode: Large solvent peaks clipped

Volume Inj. :  
Signal Phase :  
Signal Info :



Data Path : R:\2\DATA\072720\  
 Data File : 07272039.D  
 Signal(s) : FID2B.CH  
 Acq On : 28 Jul 2020 8:50 am  
 Operator : GCSVOC-Annie  
 Sample : CCB-072720-2  
 Misc :  
 ALS Vial : 2 Sample Multiplier: 1

Integration File: EVENTS.E  
 Quant Time: Jul 28 09:43:40 2020  
 Quant Method : Z:\HPCHEM\2\METHODS\022820DRO-ORO.M  
 Quant Title : DRO-ORO 09-09-15 DRO/ORO  
 QLast Update : Fri Feb 28 16:32:12 2020  
 Response via : Initial Calibration  
 Integrator: ChemStation 6890 Scale Mode: Large solvent peaks clipped

Volume Inj. :  
 Signal Phase :  
 Signal Info :

Compound	R.T.	Response	Conc	Units
-----				
System Monitoring Compounds				
4) S n-Eicosane	8.821	32368039	16.830	ug/mLm
8) S1 Squalene	11.547	32484042	19.800	ug/mLm
Target Compounds				
1) H DRO C10-C20	0.000	0	N.D.	ug/mL
2) H DRO C10-C25	0.000	0	N.D.	ug/mL
3) H DRO C10-C28	0.000	0	N.D.	ug/mL
5) H1 ORO C20-C34	0.000	0	N.D.	ug/mL
6) H1 ORO C25-C36	0.000	0	N.D.	ug/mL
7) H1 DRO C10-C36	0.000	0	N.D.	ug/mL
-----				

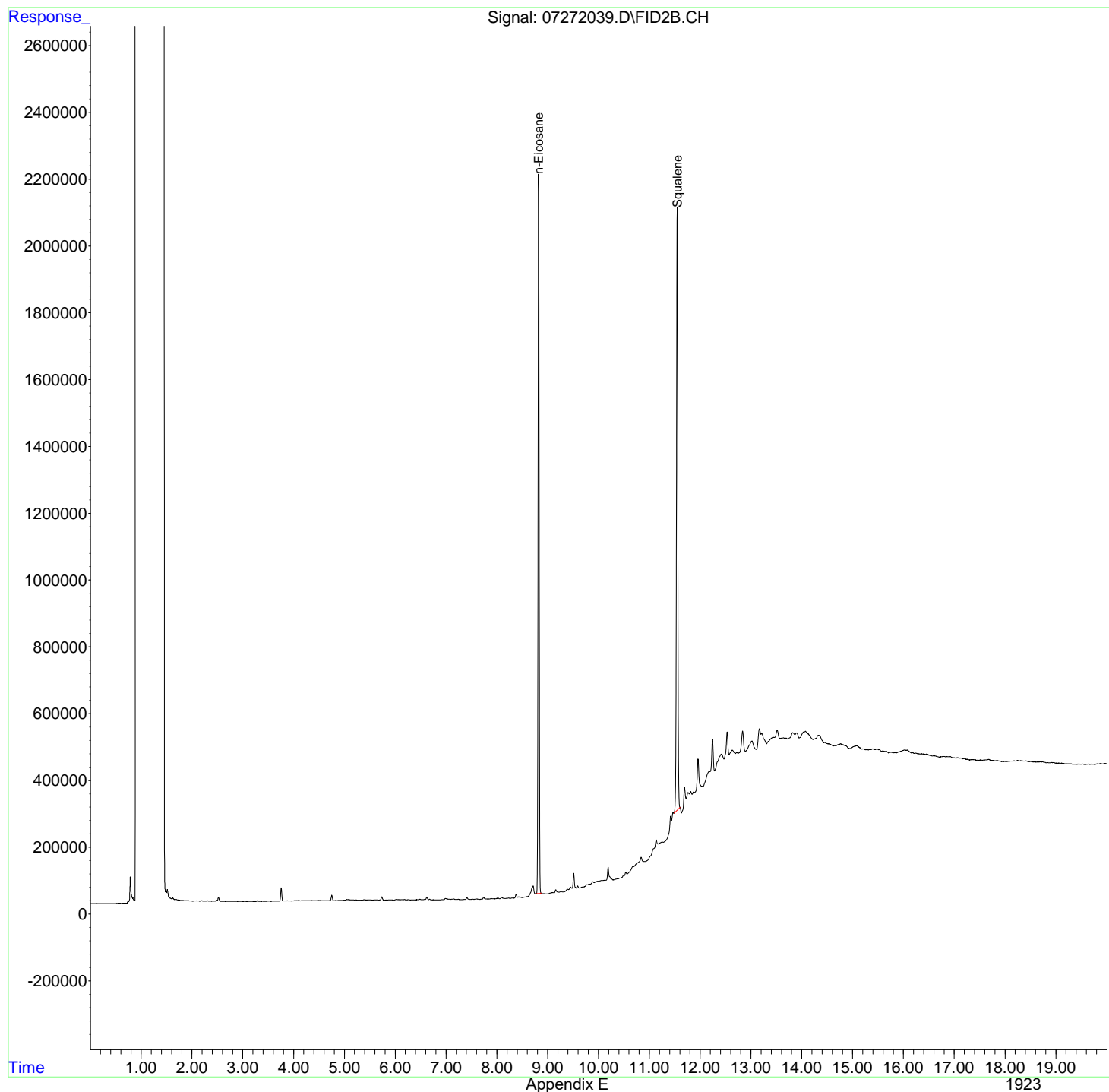
(f)=RT Delta > 1/2 Window

(m)=manual int.

Data Path : R:\2\DATA\072720\  
Data File : 07272039.D  
Signal(s) : FID2B.CH  
Acq On : 28 Jul 2020 8:50 am  
Operator : GCSVOC-Annie  
Sample : CCB-072720-2  
Misc :  
ALS Vial : 2 Sample Multiplier: 1

Integration File: EVENTS.E  
Quant Time: Jul 28 09:43:40 2020  
Quant Method : Z:\HPCHEM\2\METHODS\022820DRO-ORO.M  
Quant Title : DRO-ORO 09-09-15 DRO/ORO  
QLast Update : Fri Feb 28 16:32:12 2020  
Response via : Initial Calibration  
Integrator: ChemStation 6890 Scale Mode: Large solvent peaks clipped

Volume Inj. :  
Signal Phase :  
Signal Info :



Data Path : R:\2\DATA\072720\  
 Data File : 07272040.D  
 Signal(s) : FID2B.CH  
 Acq On : 28 Jul 2020 9:17 am  
 Operator : GCSVOC-Annie  
 Sample : CCV-DRO-072720-2  
 Misc :  
 ALS Vial : 4 Sample Multiplier: 1

Integration File: EVENTS.E  
 Quant Time: Jul 28 10:09:39 2020  
 Quant Method : Z:\HPCHEM\2\METHODS\022820DRO-ORO.M  
 Quant Title : DRO-ORO 09-09-15 DRO/ORO  
 QLast Update : Fri Feb 28 16:32:12 2020  
 Response via : Initial Calibration  
 Integrator: ChemStation 6890 Scale Mode: Large solvent peaks clipped

Volume Inj. :  
 Signal Phase :  
 Signal Info :

Min. RRF : 0.000 Min. Rel. Area : 50% Max. R.T. Dev 0.50min  
 Max. RRF Dev : 15% Max. Rel. Area : 150%

	Compound	Amount	Calc.	%Dev	Area%	Dev (Min)
1 H	DRO C10-C20	1000.000	1044.802	-4.5	0	0.00
2 H	DRO C10-C25	1000.000	971.808	2.8	0	0.00
3 H	DRO C10-C28	1000.000	981.749	1.8	0	0.00
5 H1	ORO C20-C34	1000.000	-91.755	109.2#	0	-9.23#
6 H1	ORO C25-C36	1000.000	-101.661	110.2#	0	-10.70#
7 H1	DRO C10-C36	1000.000	1244.231	-24.4#	0	0.00
8 S1	Squalene	20.000	22.185	-10.9	0	-0.01

Evaluate Continuing Calibration Report - Not Found

4 S	n-Eicosane	10.000	0.000	100.0#	0	-8.83#
-----	------------	--------	-------	--------	---	--------

(#) = Out of Range

SPCC's out = 0 CCC's out = 0



Data Path : R:\2\DATA\072720\  
 Data File : 07272040.D  
 Signal(s) : FID2B.CH  
 Acq On : 28 Jul 2020 9:17 am  
 Operator : GCSVOC-Annie  
 Sample : CCV-DRO-072720-2  
 Misc :  
 ALS Vial : 4 Sample Multiplier: 1

Integration File: EVENTS.E  
 Quant Time: Jul 28 10:09:39 2020  
 Quant Method : Z:\HPCHEM\2\METHODS\022820DRO-ORO.M  
 Quant Title : DRO-ORO 09-09-15 DRO/ORO  
 QLast Update : Fri Feb 28 16:32:12 2020  
 Response via : Initial Calibration  
 Integrator: ChemStation 6890 Scale Mode: Large solvent peaks clipped

Volume Inj. :  
 Signal Phase :  
 Signal Info :

Compound	R.T.	Response	Conc	Units
-----				
System Monitoring Compounds				
4) S n-Eicosane	0.000	0	N.D.	ug/mL
8) S1 Squalene	11.546	36253360	22.185	ug/mLm
Target Compounds				
1) H DRO C10-C20	5.050	1579756135	1044.802	ug/mLm
2) H DRO C10-C25	5.150	1709938673	971.808	ug/mLm
3) H DRO C10-C28	6.850	1776229661	981.749	ug/mLm
5) H1 ORO C20-C34	0.000	0	N.D.	ug/mL
6) H1 ORO C25-C36	0.000	0	N.D.	ug/mL
7) H1 DRO C10-C36	8.400	2347927064	1244.231	ug/mLm
-----				

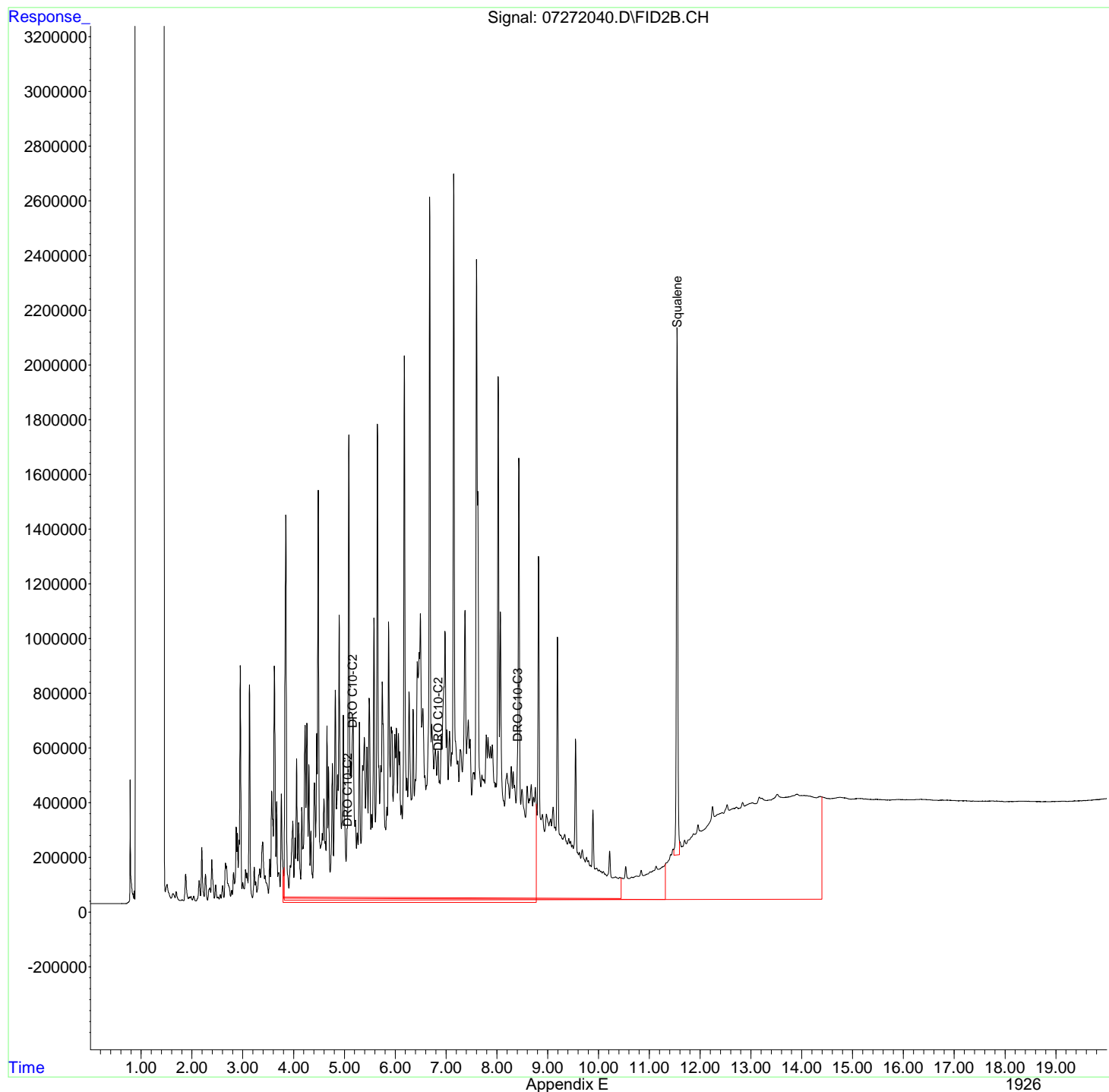
(f)=RT Delta > 1/2 Window

(m)=manual int.

Data Path : R:\2\DATA\072720\  
Data File : 07272040.D  
Signal(s) : FID2B.CH  
Acq On : 28 Jul 2020 9:17 am  
Operator : GCSVOC-Annie  
Sample : CCV-DRO-072720-2  
Misc :  
ALS Vial : 4 Sample Multiplier: 1

Integration File: EVENTS.E  
Quant Time: Jul 28 10:09:39 2020  
Quant Method : Z:\HPCHEM\2\METHODS\022820DRO-ORO.M  
Quant Title : DRO-ORO 09-09-15 DRO/ORO  
QLast Update : Fri Feb 28 16:32:12 2020  
Response via : Initial Calibration  
Integrator: ChemStation 6890 Scale Mode: Large solvent peaks clipped

Volume Inj. :  
Signal Phase :  
Signal Info :



Data Path : R:\2\DATA\072720\  
Data File : 07272041.D  
Signal(s) : FID2B.CH  
Acq On : 28 Jul 2020 9:44 am  
Operator : GCSVOC-Annie  
Sample : CCV-ORO-072720-2  
Misc :  
ALS Vial : 6 Sample Multiplier: 1

Integration File: EVENTS.E  
Quant Time: Jul 28 10:08:06 2020  
Quant Method : Z:\HPCHEM\2\METHODS\022820DRO-ORO.M  
Quant Title : DRO-ORO 09-09-15 DRO/ORO  
QLast Update : Tue Jul 28 09:55:44 2020  
Response via : Initial Calibration  
Integrator: ChemStation 6890 Scale Mode: Large solvent peaks clipped

Volume Inj. :  
Signal Phase :  
Signal Info :

Min. RRF : 0.000 Min. Rel. Area : 50% Max. R.T. Dev 0.50min  
Max. RRF Dev : 15% Max. Rel. Area : 150%

	Compound	Amount	Calc.	%Dev	Area%	Dev (Min)
4 S	n-Eicosane	10.000	9.841	1.6	0	0.00
5 H1	ORO C20-C34	1000.000	1185.733	-18.6#	0	0.00
6 H1	ORO C25-C36	1000.000	1172.103	-17.2#	0	0.00
7 H1	DRO C10-C36	1000.000	-110.388	111.0#	0	-8.40#

## Evaluate Continuing Calibration Report - Not Finds

1 H	DRO C10-C20	1000.000	0.000	100.0#	0	-5.05#
2 H	DRO C10-C25	1000.000	0.000	100.0#	0	-5.15#
3 H	DRO C10-C28	1000.000	0.000	100.0#	0	-6.85#
8 S1	Squalene	20.000	0.000	100.0#	0	-11.56#

(#) = Out of Range

SPCC's out = 0 CCC's out = 0

Data Path : R:\2\DATA\072720\  
 Data File : 07272041.D  
 Signal(s) : FID2B.CH  
 Acq On : 28 Jul 2020 9:44 am  
 Operator : GCSVOC-Annie  
 Sample : CCV-ORO-072720-2  
 Misc :  
 ALS Vial : 6 Sample Multiplier: 1

Integration File: EVENTS.E  
 Quant Time: Jul 28 10:08:06 2020  
 Quant Method : Z:\HPCHEM\2\METHODS\022820DRO-ORO.M  
 Quant Title : DRO-ORO 09-09-15 DRO/ORO  
 QLast Update : Tue Jul 28 09:55:44 2020  
 Response via : Initial Calibration  
 Integrator: ChemStation 6890 Scale Mode: Large solvent peaks clipped

Volume Inj. :  
 Signal Phase :  
 Signal Info :

Compound	R.T.	Response	Conc	Units
-----				
System Monitoring Compounds				
4) S n-Eicosane	8.821	19391844	9.841	ug/mL
8) S1 Squalene	0.000	0	N.D.	ug/mL
Target Compounds				
1) H DRO C10-C20	0.000	0	N.D.	ug/mL
2) H DRO C10-C25	0.000	0	N.D.	ug/mL
3) H DRO C10-C28	0.000	0	N.D.	ug/mL
5) H1 ORO C20-C34	9.230	1372225715	1185.733	ug/mLm
6) H1 ORO C25-C36	10.700	1626632623	1172.103	ug/mLm
7) H1 DRO C10-C36	0.000	0	N.D.	ug/mL
-----				

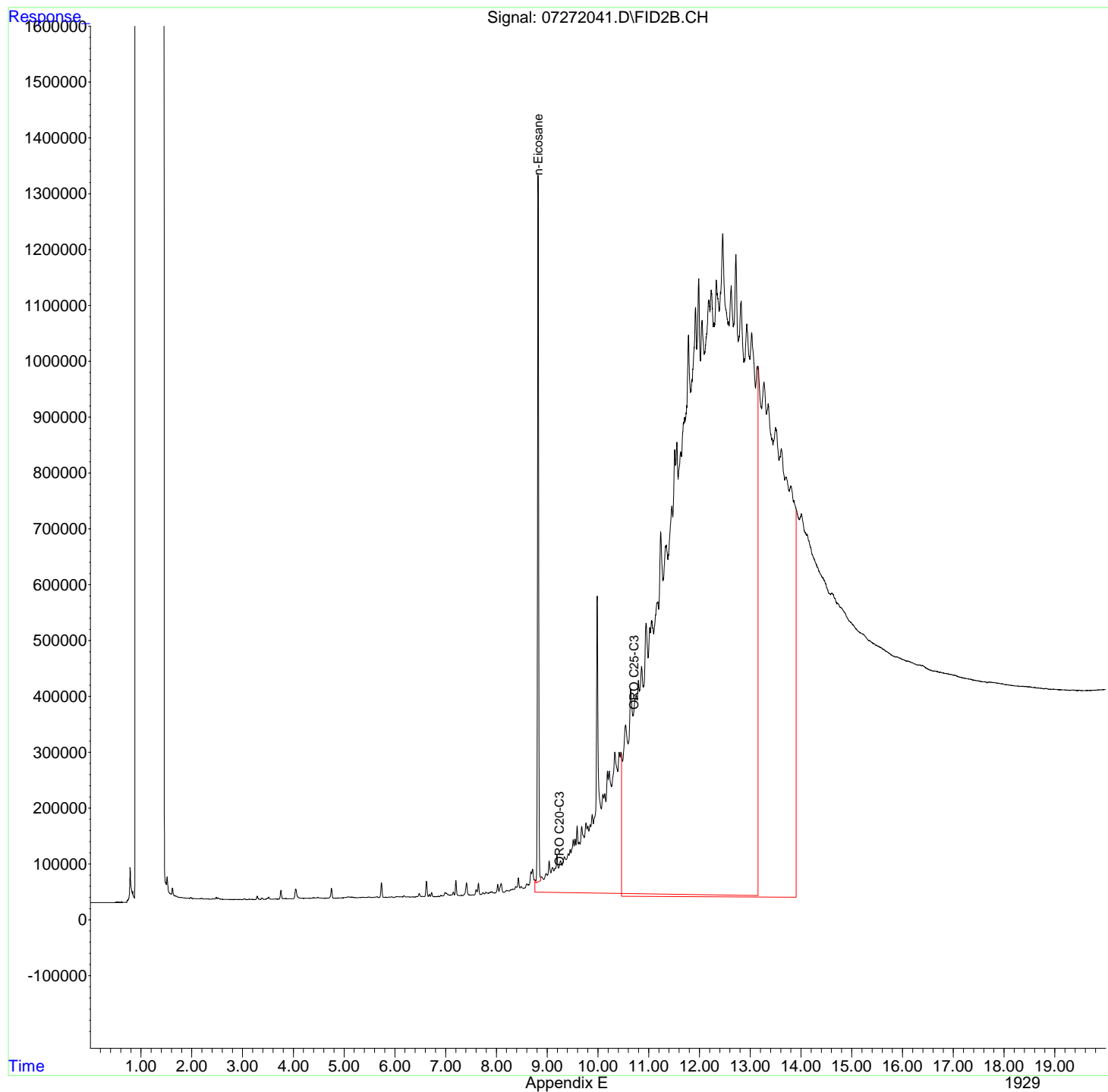
(f)=RT Delta > 1/2 Window

(m)=manual int.

Data Path : R:\2\DATA\072720\  
Data File : 07272041.D  
Signal(s) : FID2B.CH  
Acq On : 28 Jul 2020 9:44 am  
Operator : GCSVOC-Annie  
Sample : CCV-ORO-072720-2  
Misc :  
ALS Vial : 6 Sample Multiplier: 1

Integration File: EVENTS.E  
Quant Time: Jul 28 10:08:06 2020  
Quant Method : Z:\HPCHEM\2\METHODS\022820DRO-ORO.M  
Quant Title : DRO-ORO 09-09-15 DRO/ORO  
QLast Update : Tue Jul 28 09:55:44 2020  
Response via : Initial Calibration  
Integrator: ChemStation 6890 Scale Mode: Large solvent peaks clipped

Volume Inj. :  
Signal Phase :  
Signal Info :



Data Directory: R:\2\DATA\022820\

SampleName	MiscInfo	Vial	Multiplier	Injection Time
1) 0228200A.D PRIME		100	1.000	28 Feb 2020 7:38 am
2) 0228200B.D PRIME		100	1.000	28 Feb 2020 8:05 am
3) 0228202C.D PRIME		100	1.000	28 Feb 2020 8:32 am
4) 02282001.D RTX-022820		1	1.000	28 Feb 2020 8:59 am
5) 02282002.D ICB-022820		2	1.000	28 Feb 2020 9:26 am
6) 02282003.D ICAL1-DRO-022820		3	1.000	28 Feb 2020 9:53 am
7) 02282004.D ICAL2-DRO-022820		4	1.000	28 Feb 2020 10:21 am
8) 02282005.D ICAL3-DRO-022820		5	1.000	28 Feb 2020 10:48 am
9) 02282006.D ICAL4-DRO-022820		6	1.000	28 Feb 2020 11:15 am
10) 02282007.D ICAL5-DRO-022820		7	1.000	28 Feb 2020 11:42 am
11) 02282008.D ICAL6-DRO-022820		8	1.000	28 Feb 2020 12:09 pm
12) 02282009.D ICV-DRO-022820		9	1.000	28 Feb 2020 12:37 pm
13) 02282010.D ICAL1-ORO-022820		10	1.000	28 Feb 2020 1:04 pm
14) 02282011.D ICAL2-ORO-022820		11	1.000	28 Feb 2020 1:31 pm
15) 02282012.D ICAL3-ORO-022820		12	1.000	28 Feb 2020 1:58 pm
16) 02282013.D ICAL4-ORO-022820		13	1.000	28 Feb 2020 2:26 pm
17) 02282014.D ICAL5-ORO-022820		14	1.000	28 Feb 2020 2:53 pm
18) 02282015.D ICAL6-ORO-022820		15	1.000	28 Feb 2020 3:20 pm
19) 02282016.D ICV-ORO-022820	Data not used	16	1.000	28 Feb 2020 3:47 pm
20) 02282017.D MB-51084	Data not used	17	1.000	28 Feb 2020 4:15 pm
21) 02282019.D ICV-ORO-022820		16	1.000	28 Feb 2020 4:42 pm

22) 02282020.D MB-51084		17	1.000	28 Feb 2020	5:10 pm
-----					
23) 02282021.D LOQ-51084		18	1.000	28 Feb 2020	5:37 pm
-----					
24) 02282022.D LOD-51084	Aqueous	19	1.000	28 Feb 2020	6:04 pm
-----					
25) 02282023.D IDMP-1	Aqueous	20	1.000	28 Feb 2020	6:31 pm
-----					
26) 02282024.D IDMP-2	Aqueous	21	1.000	28 Feb 2020	6:59 pm
-----					
27) 02282025.D IDMP-3	Aqueous	22	1.000	28 Feb 2020	7:26 pm
-----					
28) 02282026.D IDMP-4	Aqueous	23	1.000	28 Feb 2020	7:53 pm
-----					
29) 02282027.D MB-5117		24	1.000	28 Feb 2020	8:20 pm
-----					
30) 02282028.D LOQ		25	1.000	28 Feb 2020	8:48 pm
-----					
31) 02282029.D IDMP-1-GDI		26	1.000	28 Feb 2020	9:15 pm
-----					
32) 02282030.D IDMP-2-GDI		27	1.000	28 Feb 2020	9:42 pm
-----					
33) 02282031.D IDMP-3-GDI		28	1.000	28 Feb 2020	10:09 pm
-----					
34) 02282032.D IDMP-4-GDI		29	1.000	28 Feb 2020	10:37 pm
-----					
35) 02282033.D CCB-022820-1		2	1.000	28 Feb 2020	11:04 pm
-----					
36) 02282034.D CCV-DRO-022820-1		30	1.000	28 Feb 2020	11:31 pm
-----					
37) 02282035.D CCV-ORO-022820-1		31	1.000	28 Feb 2020	11:58 pm
-----					

Method Path : Z:\HPCHEM\2\METHODS\  
 Method File : 022820DRO-ORO.M  
 Title : DRO-ORO 09-09-15 DRO/ORO  
 Last Update : Fri Feb 28 16:32:12 2020  
 Response Via : Initial Calibration

## Calibration Files

1	=02282010.D	2	=02282011.D	3	=02282012.D
4	=02282013.D	5	=02282014.D	6	=02282015.D

Compound			1	2	3	4	5	6	Avg	%RSD
1)	H	DRO C10-C20	1.824	1.661	1.609	1.551	1.489	1.486	1.603	E6 7.96
2)	H	DRO C10-C25	2.233	1.821	1.745	1.728	1.767	1.732	1.838	E6 10.69
3)	H	DRO C10-C28	2.507	1.949	1.778	1.770	1.842	1.755	1.933	E6 14.99
4)	S	n-Eicosane	2.347	2.245	1.683	1.969	1.916	1.888	2.008	E6 12.22
5)	H1	ORO C20-C34	1.707	1.272	1.012	1.145	1.072	1.103	1.219	E6 20.90
6)	H1	ORO C25-C36	2.095	1.550	1.215	1.354	1.274	1.317	1.468	E6 22.35
7)	H1	DRO C10-C36	1.372	2.962	2.196	1.960	1.806	1.742	2.006	E6 26.98
8)	S1	Squalene	2.162	1.892	1.534	1.584	1.631	1.646	1.742	E6 13.81

(#) = Out of Range ### Number of calibration levels exceeded format ###



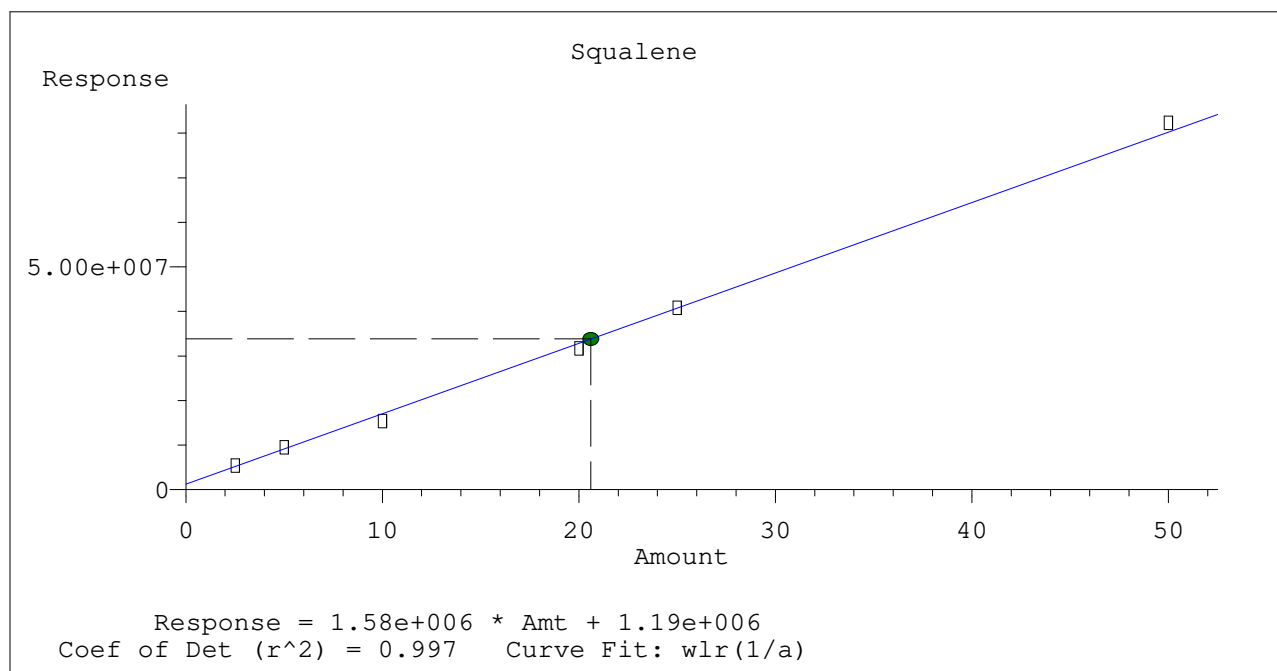
Method Path : Z:\HPCHEM\2\METHODS\  
Method File : 022820DRO-ORO.M  
Title : DRO-ORO 09-09-15 DRO/ORO  
Last Update : Fri Feb 28 16:32:12 2020  
Response Via : Initial Calibration

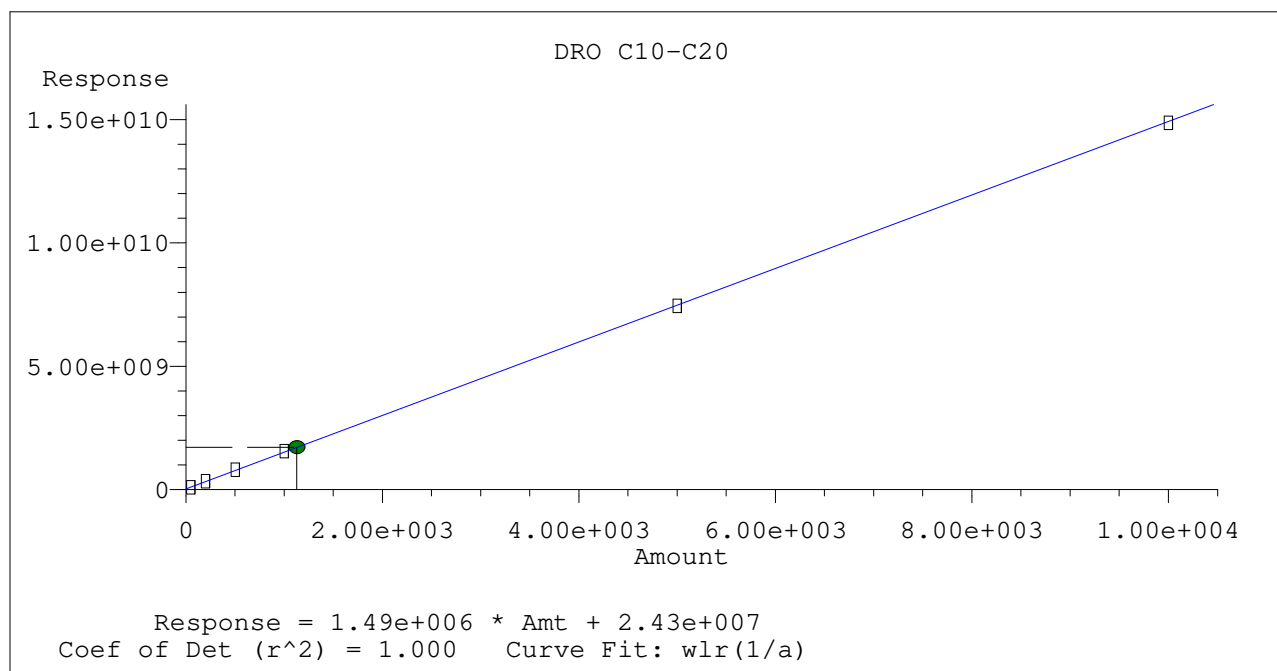
Total Cpnds : 8

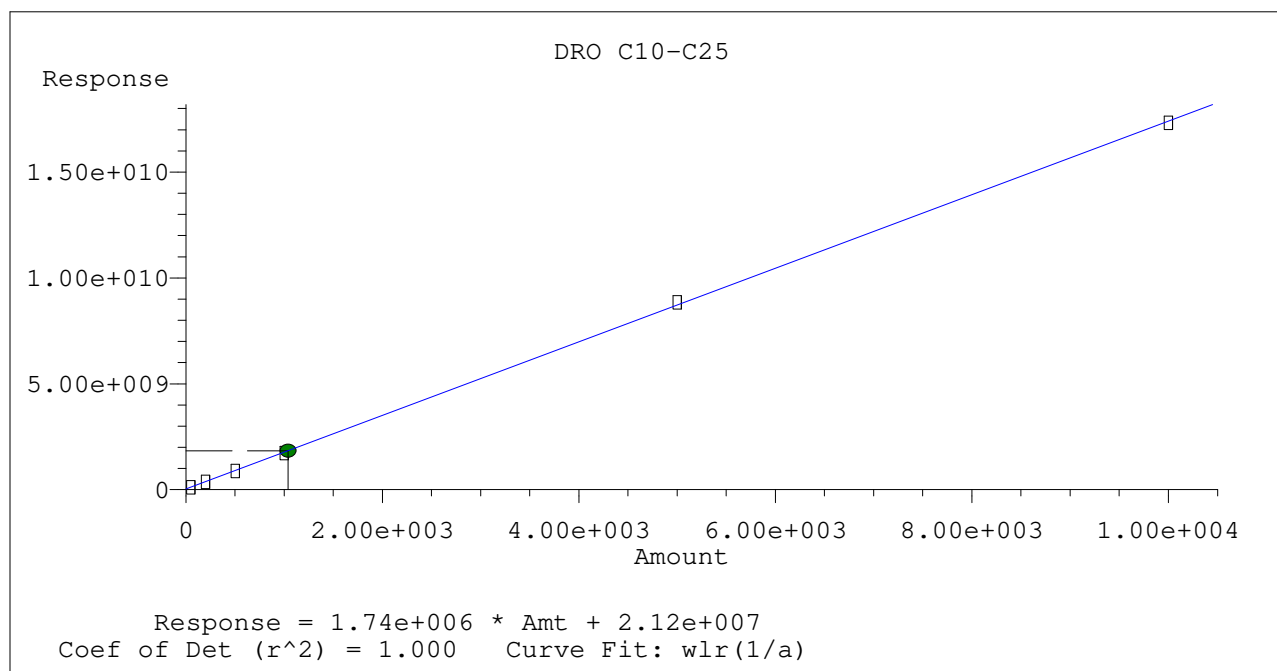
PK#		Compound Name	Exp_RT	Rel_RT	Cal	A/H	ID
1	H	DRO C10-C20	5.050	1.000	L	A	R
2	H	DRO C10-C25	5.150	1.000	L	A	R
3	H	DRO C10-C28	6.850	1.000	L	A	R
4	S	n-Eicosane	8.830	1.000	L	A	R
5	H1	ORO C20-C34	9.230	1.000	L	A	R
6	H1	ORO C25-C36	10.700	1.000	L	A	R
7	H1	DRO C10-C36	8.400	1.000	L	A	R
8	S	Squalene	11.558	1.000	L	A	R

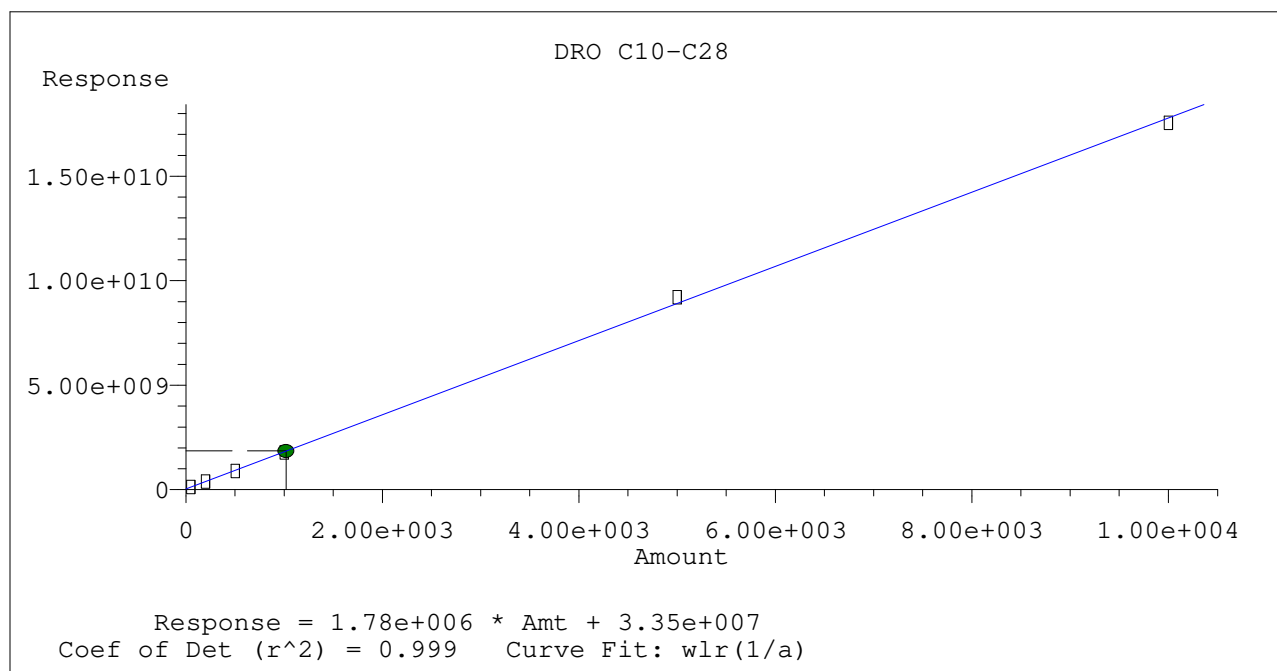
Cal A = Average L = Linear LO = Linear w/origin Q = Quad QO = Quad w/origin  
A/H = Area or Height  
ID R = R.T. B = R.T. & Q Q = Qvalue L = Largest A = All

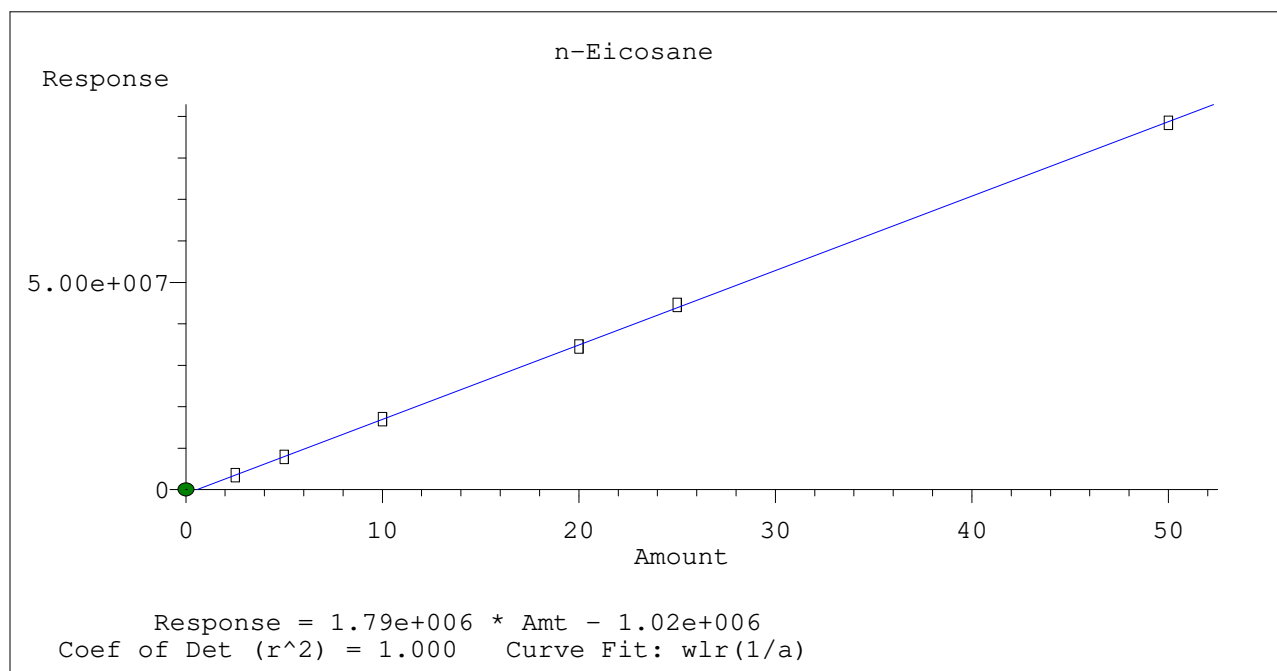
022820DRO-ORO.M Mon Mar 02 17:29:04 2020

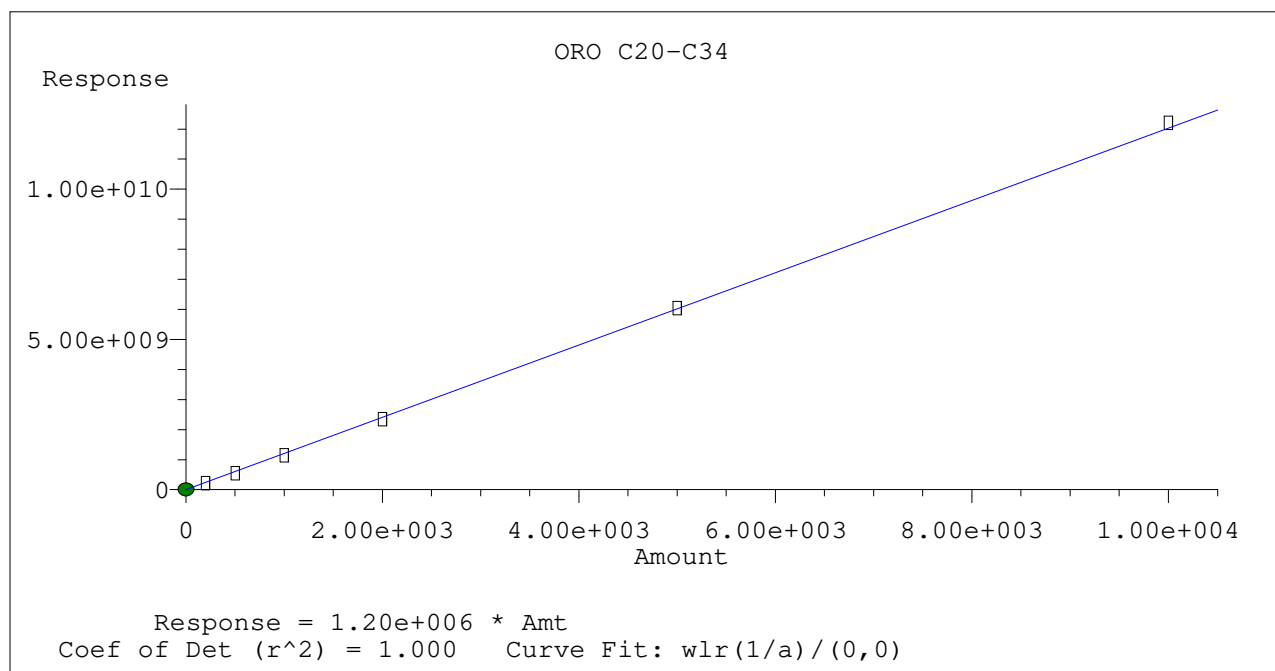


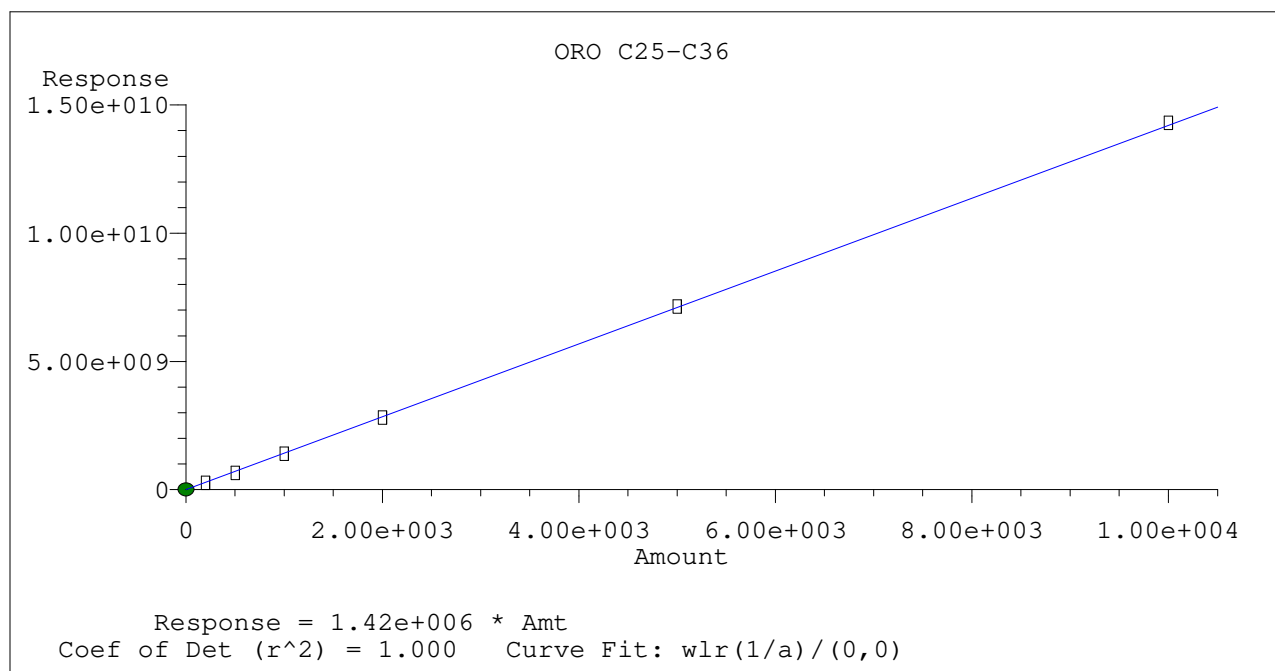




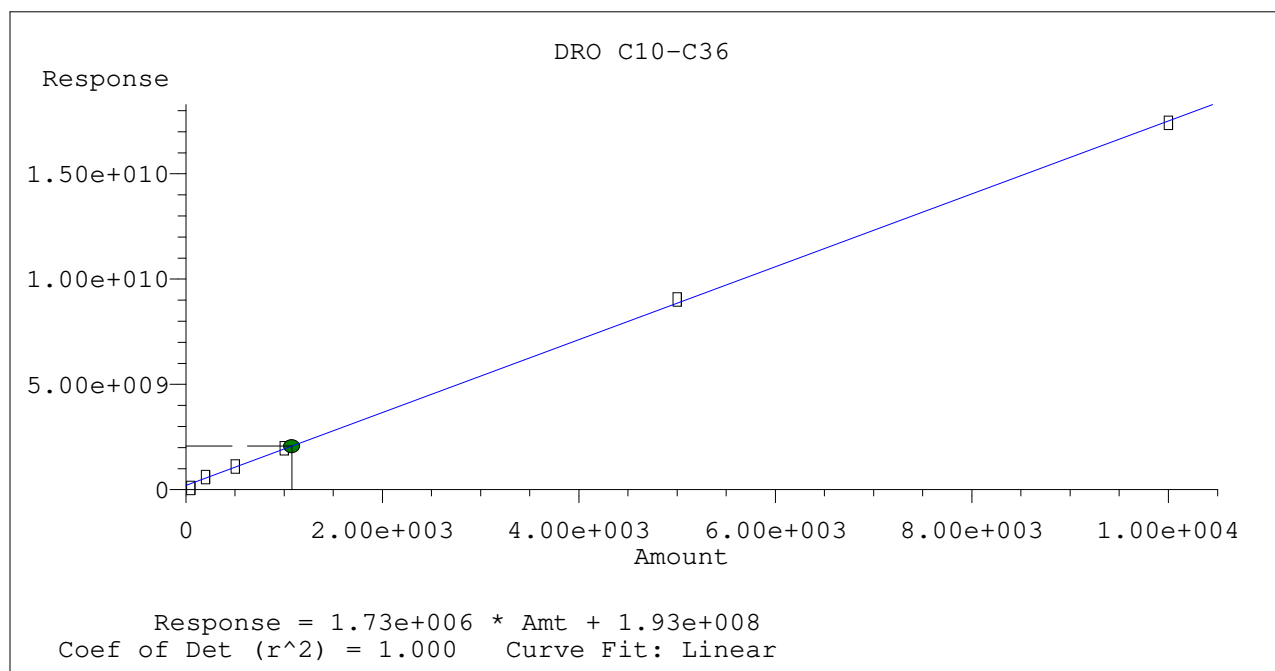












Data Path : R:\2\DATA\022820\  
 Data File : 02282001.D  
 Signal(s) : FID2B.CH  
 Acq On : 28 Feb 2020 8:59 am  
 Operator : GCSVOC-Dhiren  
 Sample : RTX-022820  
 Misc :  
 ALS Vial : 1 Sample Multiplier: 1

Integration File: EVENTS.E  
 Quant Time: Feb 28 09:50:10 2020  
 Quant Method : Z:\HPCHEM\2\METHODS\C10-40.M  
 Quant Title : Retention Time C8-40  
 QLast Update : Wed Dec 18 10:37:38 2019  
 Response via : Initial Calibration  
 Integrator: ChemStation 6890 Scale Mode: Large solvent peaks clipped

Volume Inj. :  
 Signal Phase :  
 Signal Info :

	Compound	R.T.	Response	Conc Units
-----				
Target	Compounds			
1)	C8	2.382	153832485	1.879 ug/mL
2)	C10	3.831	156981147	132.477 ug/mL
3)	C12	5.088	157405133	136.657 ug/mL
4)	C14	6.183	158072928	139.355 ug/mL
5)	C16	7.157	158828403	142.913 ug/mL
6)	C18	8.033	159642392	144.651 ug/mL
7)	C20	8.829	158967012	143.667 ug/mL
8)	C22	9.558	159247042	141.173 ug/mL
9)	C24	10.229	157662884	136.112 ug/mL
10)	C25	10.546	170203840	163.620 ug/mL
11)	C26	10.850	159537253	133.438 ug/mL
12)	C28	11.427	161105958	129.786 ug/mL
13)	C30	11.971	162040549	130.474 ug/mL
14)	C32	12.545	154599120	129.954 ug/mL
15)	C34	13.177	143418354	129.685 ug/mL
16)	C36	13.927	125477601	136.129 ug/mL
17)	C38	14.900	104811602	148.895 ug/mL
18)	C40	16.292	98251122	191.340 ug/mL
-----				

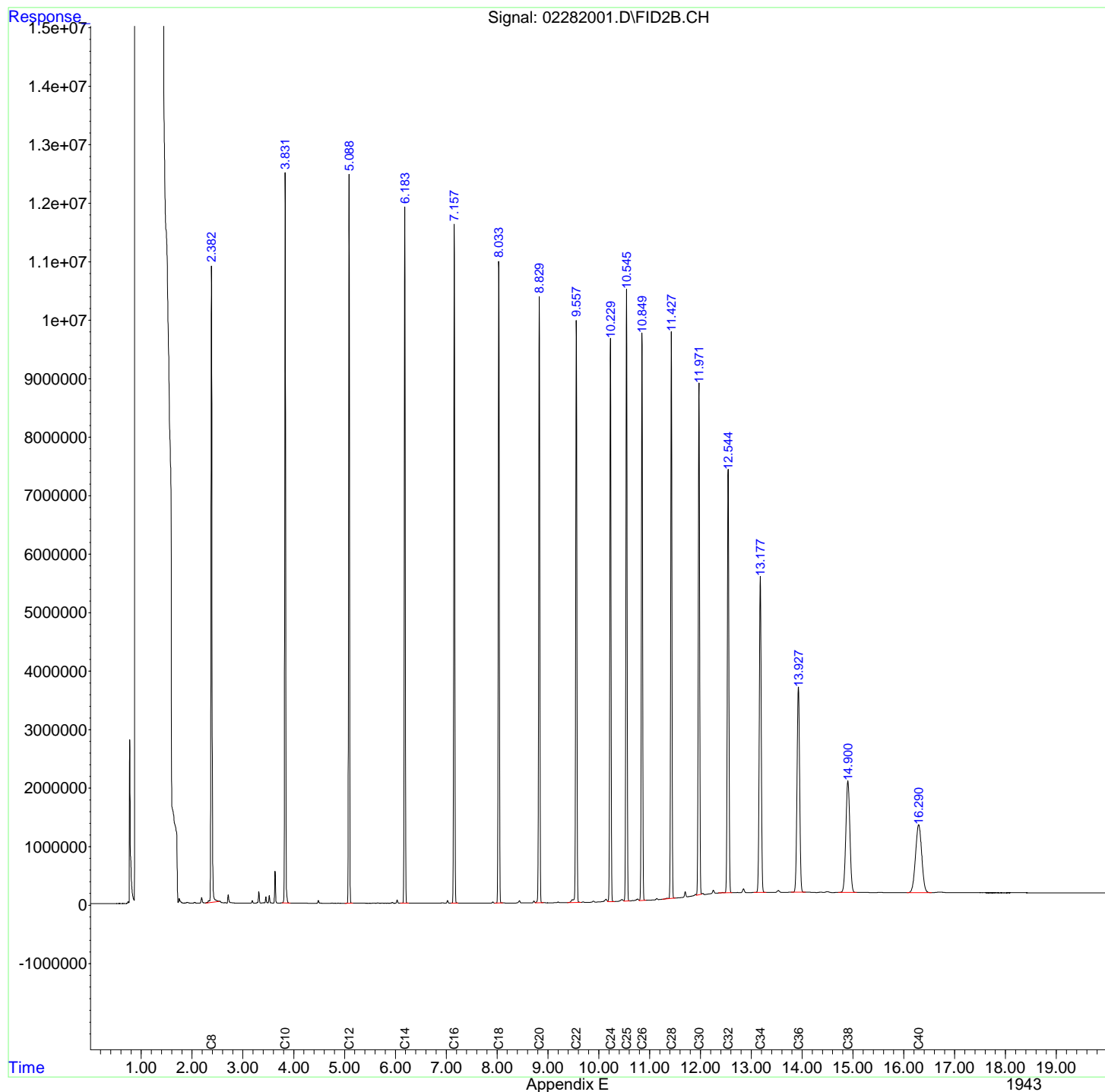
(f)=RT Delta > 1/2 Window

(m)=manual int.

Data Path : R:\2\DATA\022820\  
Data File : 02282001.D  
Signal(s) : FID2B.CH  
Acq On : 28 Feb 2020 8:59 am  
Operator : GCSVOC-Dhiren  
Sample : RTX-022820  
Misc :  
ALS Vial : 1 Sample Multiplier: 1

Integration File: EVENTS.E  
Quant Time: Feb 28 09:50:10 2020  
Quant Method : Z:\HPCHEM\2\METHODS\C10-40.M  
Quant Title : Rentention Time C8-40  
QLast Update : Wed Dec 18 10:37:38 2019  
Response via : Initial Calibration  
Integrator: ChemStation 6890 Scale Mode: Large solvent peaks clipped

Volume Inj. :  
Signal Phase :  
Signal Info :



Data Path : R:\2\DATA\022820\  
 Data File : 02282002.D  
 Signal(s) : FID2B.CH  
 Acq On : 28 Feb 2020 9:26 am  
 Operator : GCSVOC-Dhiren  
 Sample : ICB-022820  
 Misc :  
 ALS Vial : 2 Sample Multiplier: 1

Integration File: EVENTS.E  
 Quant Time: Feb 28 17:01:14 2020  
 Quant Method : Z:\HPCHEM\2\METHODS\022820DRO-ORO.M  
 Quant Title : DRO-ORO 09-09-15 DRO/ORO  
 QLast Update : Fri Feb 28 16:32:12 2020  
 Response via : Initial Calibration  
 Integrator: ChemStation 6890 Scale Mode: Large solvent peaks clipped

Volume Inj. :  
 Signal Phase :  
 Signal Info :

Compound	R.T.	Response	Conc	Units
-----				
System Monitoring Compounds				
4) S n-Eicosane	8.829	31364547	16.290	ug/mLm
8) S1 Squalene	11.557	23712200	14.249	ug/mLm
Target Compounds				
1) H DRO C10-C20	0.000	0	N.D.	ug/mL
2) H DRO C10-C25	0.000	0	N.D.	ug/mL
3) H DRO C10-C28	0.000	0	N.D.	ug/mL
5) H1 ORO C20-C34	0.000	0	N.D.	ug/mL
6) H1 ORO C25-C36	0.000	0	N.D.	ug/mL
7) H1 DRO C10-C36	0.000	0	N.D.	ug/mL
-----				

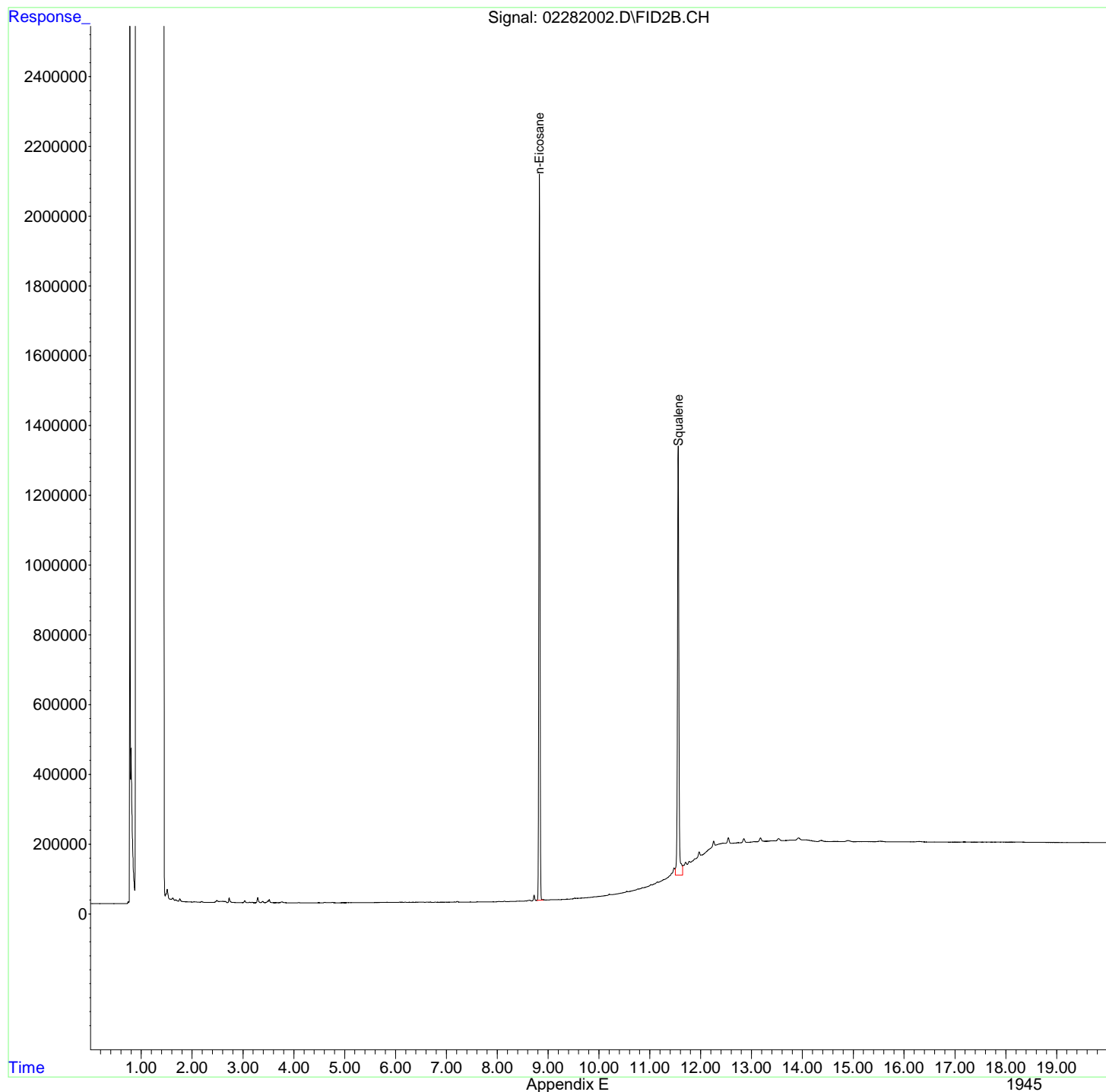
(f)=RT Delta > 1/2 Window

(m)=manual int.

Data Path : R:\2\DATA\022820\  
Data File : 02282002.D  
Signal(s) : FID2B.CH  
Acq On : 28 Feb 2020 9:26 am  
Operator : GCSVOC-Dhiren  
Sample : ICB-022820  
Misc :  
ALS Vial : 2 Sample Multiplier: 1

Integration File: EVENTS.E  
Quant Time: Feb 28 17:01:14 2020  
Quant Method : Z:\HPCHEM\2\METHODS\022820DRO-ORO.M  
Quant Title : DRO-ORO 09-09-15 DRO/ORO  
QLast Update : Fri Feb 28 16:32:12 2020  
Response via : Initial Calibration  
Integrator: ChemStation 6890 Scale Mode: Large solvent peaks clipped

Volume Inj. :  
Signal Phase :  
Signal Info :



Data Path : R:\2\DATA\022820\  
 Data File : 02282003.D  
 Signal(s) : FID2B.CH  
 Acq On : 28 Feb 2020 9:53 am  
 Operator : GCSVOC-Dhiren  
 Sample : ICAL1-DRO-022820  
 Misc :  
 ALS Vial : 3 Sample Multiplier: 1

Integration File: EVENTS.E  
 Quant Time: Feb 28 13:15:56 2020  
 Quant Method : Z:\HPCHEM\2\METHODS\022820DRO-ORO.M  
 Quant Title : DRO-ORO 09-09-15 DRO/ORO  
 QLast Update : Fri Feb 28 13:14:44 2020  
 Response via : Initial Calibration  
 Integrator: ChemStation 6890 Scale Mode: Large solvent peaks clipped

Volume Inj. :  
 Signal Phase :  
 Signal Info :

Compound	R.T.	Response	Conc Units
-----			
System Monitoring Compounds			
4) S n-Eicosane	0.000	0	N.D. ug/mL
8) S1 Squalene	11.559	5406215	3.662 ug/mLm
Target Compounds			
1) H DRO C10-C20	5.050	91182835	60.956 ug/mLm
2) H DRO C10-C25	5.150	111642630	64.056 ug/mLm
3) H DRO C10-C28	6.850	125327811	70.256 ug/mLm
5) H1 ORO C20-C34	0.000	0	N.D. ug/mL
6) H1 ORO C25-C36	0.000	0	N.D. ug/mL
7) H1 DRO C10-C36	0.000	0	N.D. ug/mL
-----			

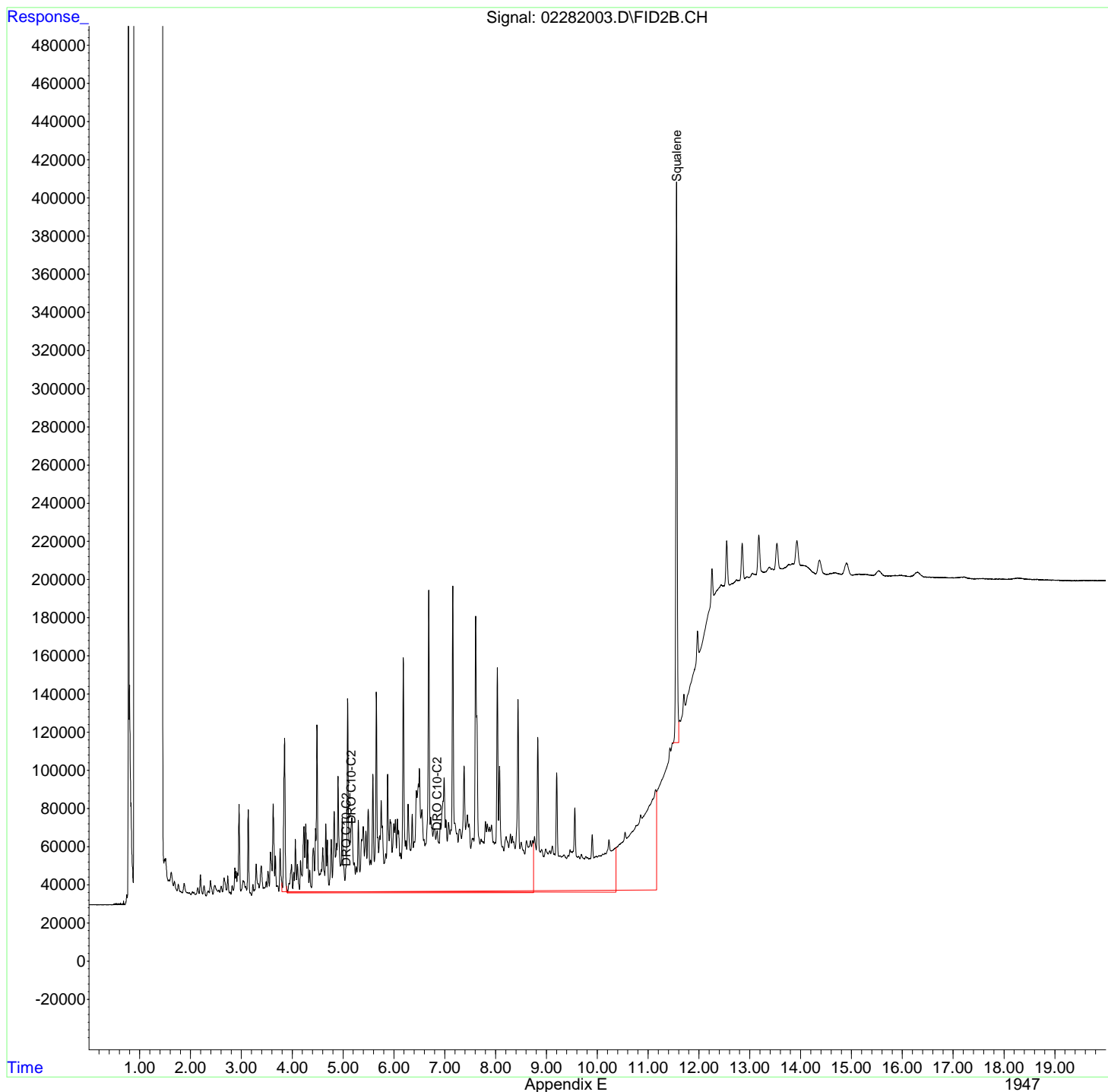
(f)=RT Delta > 1/2 Window

(m)=manual int.

Data Path : R:\2\DATA\022820\  
Data File : 02282003.D  
Signal(s) : FID2B.CH  
Acq On : 28 Feb 2020 9:53 am  
Operator : GCSVOC-Dhiren  
Sample : ICAL1-DRO-022820  
Misc :  
ALS Vial : 3 Sample Multiplier: 1

Integration File: EVENTS.E  
Quant Time: Feb 28 13:15:56 2020  
Quant Method : Z:\HPCHEM\2\METHODS\022820DRO-ORO.M  
Quant Title : DRO-ORO 09-09-15 DRO/ORO  
QLast Update : Fri Feb 28 13:14:44 2020  
Response via : Initial Calibration  
Integrator: ChemStation 6890 Scale Mode: Large solvent peaks clipped

Volume Inj. :  
Signal Phase :  
Signal Info :



Data Path : R:\2\DATA\022820\  
 Data File : 02282004.D  
 Signal(s) : FID2B.CH  
 Acq On : 28 Feb 2020 10:21 am  
 Operator : GCSVOC-Dhiren  
 Sample : ICAL2-DRO-022820  
 Misc :  
 ALS Vial : 4 Sample Multiplier: 1

Integration File: EVENTS.E  
 Quant Time: Feb 28 13:14:23 2020  
 Quant Method : Z:\HPCHEM\2\METHODS\022820DRO-ORO.M  
 Quant Title : DRO-ORO 09-09-15 DRO/ORO  
 QLast Update : Fri Feb 28 13:13:00 2020  
 Response via : Initial Calibration  
 Integrator: ChemStation 6890 Scale Mode: Large solvent peaks clipped

Volume Inj. :  
 Signal Phase :  
 Signal Info :

Compound	R.T.	Response	Conc Units
-----			
System Monitoring Compounds			
4) S n-Eicosane	0.000	0	N.D. ug/mL
8) S1 Squalene	11.558	9459494	6.685 ug/mLm
Target Compounds			
1) H DRO C10-C20	5.050	332226759	222.576 ug/mLm
2) H DRO C10-C25	5.150	364248777	209.293 ug/mLm
3) H DRO C10-C28	6.850	389757768	218.973 ug/mLm
5) H1 ORO C20-C34	0.000	0	N.D. ug/mL
6) H1 ORO C25-C36	0.000	0	N.D. ug/mL
7) H1 DRO C10-C36	8.400	592488824	333.214 ug/mLm
-----			

(f)=RT Delta > 1/2 Window

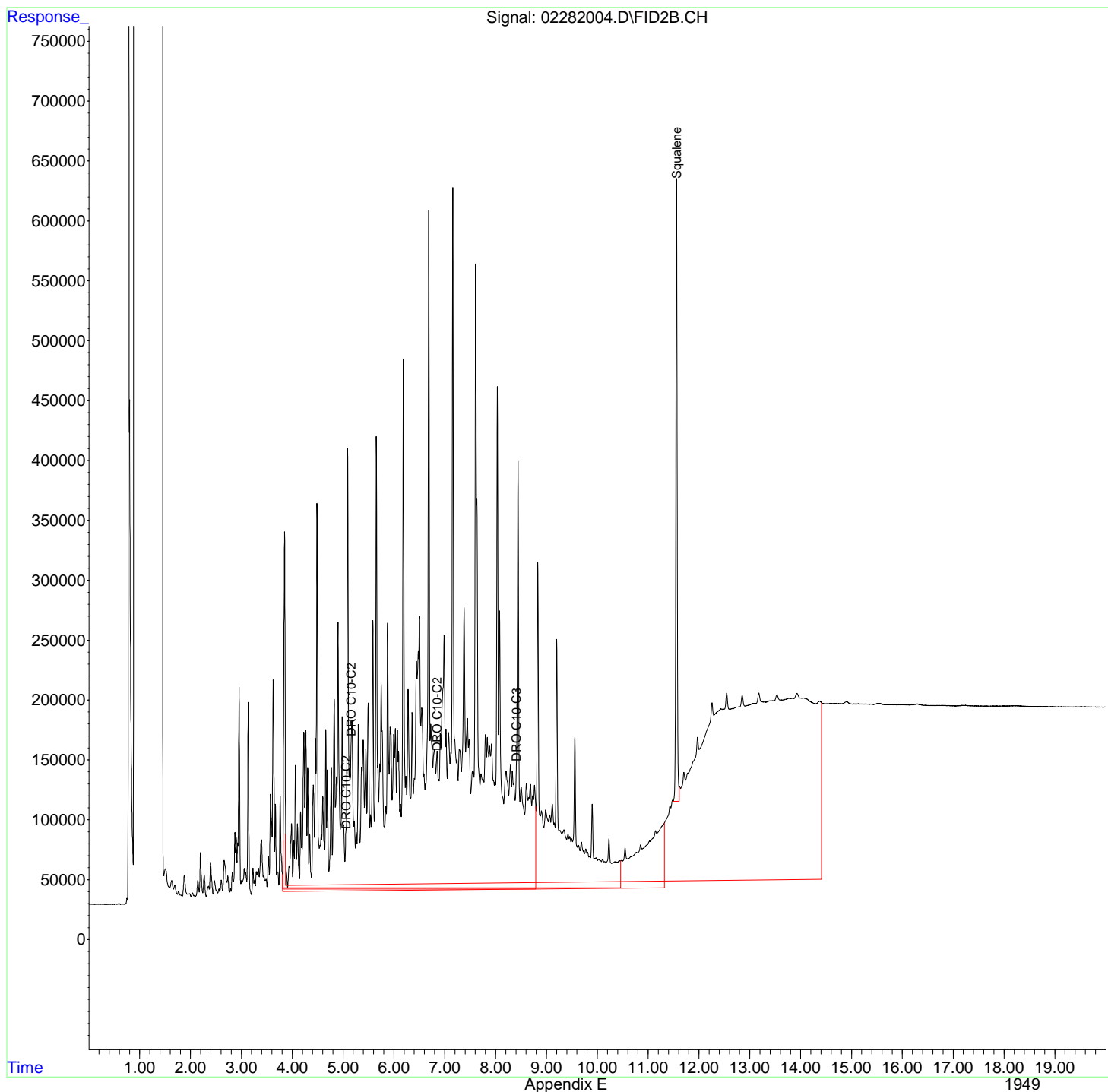
(m)=manual int.



Data Path : R:\2\DATA\022820\  
Data File : 02282004.D  
Signal(s) : FID2B.CH  
Acq On : 28 Feb 2020 10:21 am  
Operator : GCSVOC-Dhiren  
Sample : ICAL2-DRO-022820  
Misc :  
ALS Vial : 4 Sample Multiplier: 1

Integration File: EVENTS.E  
Quant Time: Feb 28 13:14:23 2020  
Quant Method : Z:\HPCHEM\2\METHODS\022820DRO-ORO.M  
Quant Title : DRO-ORO 09-09-15 DRO/ORO  
QLast Update : Fri Feb 28 13:13:00 2020  
Response via : Initial Calibration  
Integrator: ChemStation 6890 Scale Mode: Large solvent peaks clipped

Volume Inj. :  
Signal Phase :  
Signal Info :



Data Path : R:\2\DATA\022820\  
 Data File : 02282005.D  
 Signal(s) : FID2B.CH  
 Acq On : 28 Feb 2020 10:48 am  
 Operator : GCSVOC-Dhiren  
 Sample : ICAL3-DRO-022820  
 Misc :  
 ALS Vial : 5 Sample Multiplier: 1

Integration File: EVENTS.E  
 Quant Time: Feb 28 13:12:47 2020  
 Quant Method : Z:\HPCHEM\2\METHODS\022820DRO-ORO.M  
 Quant Title : DRO-ORO 09-09-15 DRO/ORO  
 QLast Update : Fri Feb 28 13:10:23 2020  
 Response via : Initial Calibration  
 Integrator: ChemStation 6890 Scale Mode: Large solvent peaks clipped

Volume Inj. :  
 Signal Phase :  
 Signal Info :

Compound	R.T.	Response	Conc	Units
-----				
System Monitoring Compounds				
4) S n-Eicosane	0.000	0	N.D.	ug/mL
8) S1 Squalene	11.558	15340055	10.594	ug/mL
Target Compounds				
1) H DRO C10-C20	5.050	804620739	542.094	ug/mLm
2) H DRO C10-C25	5.150	872619468	503.264	ug/mLm
3) H DRO C10-C28	6.850	888947826	501.489	ug/mLm
5) H1 ORO C20-C34	0.000	0	N.D.	ug/mL
6) H1 ORO C25-C36	0.000	0	N.D.	ug/mL
7) H1 DRO C10-C36	8.400	1097806521	632.630	ug/mLm
-----				

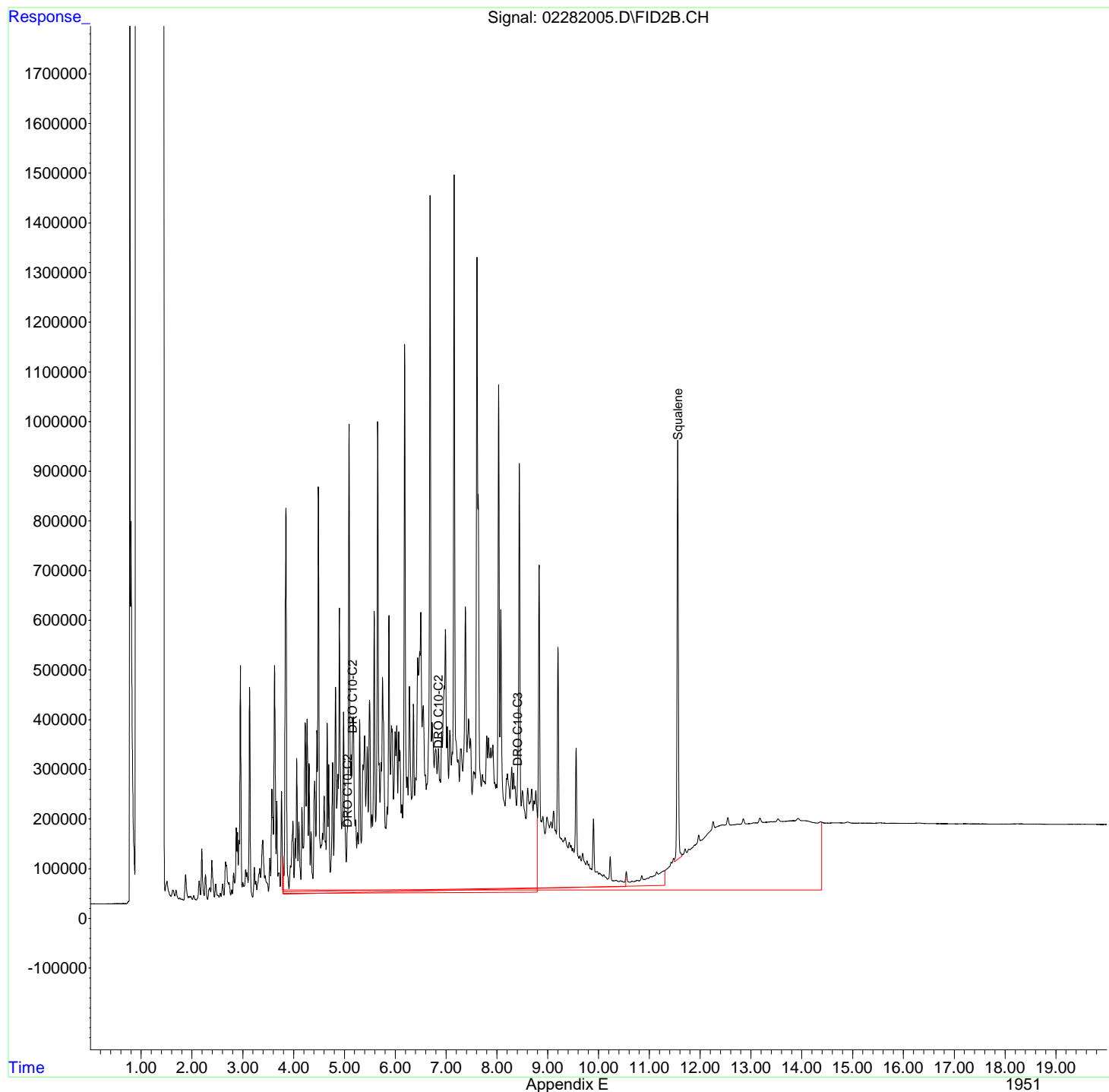
(f)=RT Delta > 1/2 Window

(m)=manual int.

Data Path : R:\2\DATA\022820\  
Data File : 02282005.D  
Signal(s) : FID2B.CH  
Acq On : 28 Feb 2020 10:48 am  
Operator : GCSVOC-Dhiren  
Sample : ICAL3-DRO-022820  
Misc :  
ALS Vial : 5 Sample Multiplier: 1

Integration File: EVENTS.E  
Quant Time: Feb 28 13:12:47 2020  
Quant Method : Z:\HPCHEM\2\METHODS\022820DRO-ORO.M  
Quant Title : DRO-ORO 09-09-15 DRO/ORO  
QLast Update : Fri Feb 28 13:10:23 2020  
Response via : Initial Calibration  
Integrator: ChemStation 6890 Scale Mode: Large solvent peaks clipped

Volume Inj. :  
Signal Phase :  
Signal Info :



Data Path : R:\2\DATA\022820\  
 Data File : 02282006.D  
 Signal(s) : FID2B.CH  
 Acq On : 28 Feb 2020 11:15 am  
 Operator : GCSVOC-Dhiren  
 Sample : ICAL4-DRO-022820  
 Misc :  
 ALS Vial : 6 Sample Multiplier: 1

Integration File: EVENTS.E  
 Quant Time: Feb 28 13:05:25 2020  
 Quant Method : Z:\HPCHEM\2\METHODS\022820DRO-ORO.M  
 Quant Title : DRO-ORO 09-09-15 DRO/ORO  
 QLast Update : Wed Sep 21 17:41:04 2016  
 Response via : Initial Calibration  
 Integrator: ChemStation 6890 Scale Mode: Large solvent peaks clipped

Volume Inj. :  
 Signal Phase :  
 Signal Info :

Compound	R.T.	Response	Conc	Units
-----				
System Monitoring Compounds				
4) S n-Eicosane	0.000	0	N.D.	ug/mL
8) S1 Squalene	11.559	31675808	25.067	ug/mLm
Target Compounds				
1) H DRO C10-C20	5.050	1551371374	1088.809	ug/mLm
2) H DRO C10-C25	5.150	1727727251	1040.814	ug/mLm
3) H DRO C10-C28	6.850	1769699199	1052.808	ug/mLm
5) H1 ORO C20-C34	0.000	0	N.D.	ug/mL
6) H1 ORO C25-C36	0.000	0	N.D.	ug/mL
7) H1 DRO C10-C36	8.400	1960365786	1172.457	ug/mLm
-----				

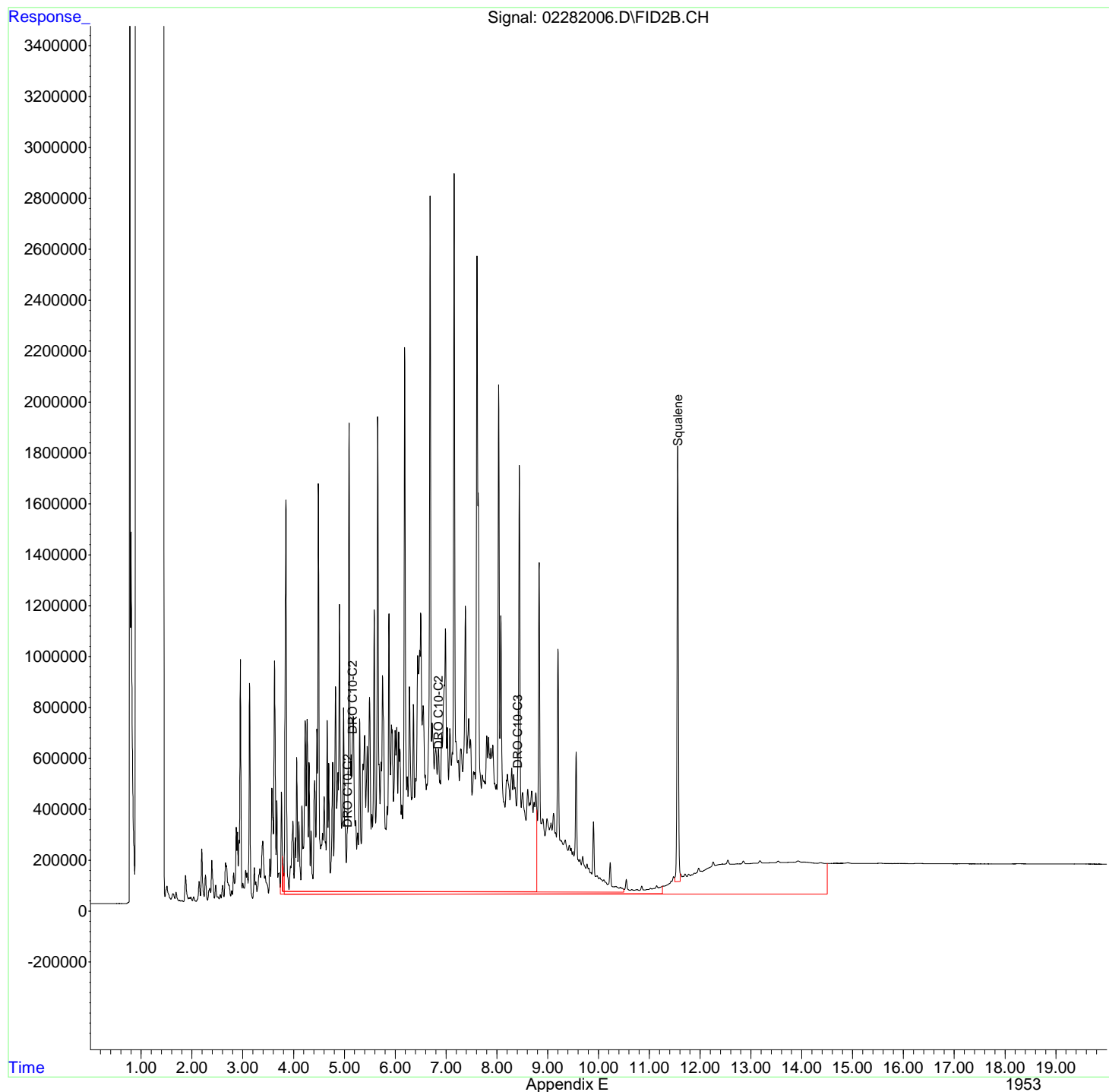
(f)=RT Delta > 1/2 Window

(m)=manual int.

Data Path : R:\2\DATA\022820\  
Data File : 02282006.D  
Signal(s) : FID2B.CH  
Acq On : 28 Feb 2020 11:15 am  
Operator : GCSVOC-Dhiren  
Sample : ICAL4-DRO-022820  
Misc :  
ALS Vial : 6 Sample Multiplier: 1

Integration File: EVENTS.E  
Quant Time: Feb 28 13:05:25 2020  
Quant Method : Z:\HPCHEM\2\METHODS\022820DRO-ORO.M  
Quant Title : DRO-ORO 09-09-15 DRO/ORO  
QLast Update : Wed Sep 21 17:41:04 2016  
Response via : Initial Calibration  
Integrator: ChemStation 6890 Scale Mode: Large solvent peaks clipped

Volume Inj. :  
Signal Phase :  
Signal Info :



Data Path : R:\2\DATA\022820\  
 Data File : 02282007.D  
 Signal(s) : FID2B.CH  
 Acq On : 28 Feb 2020 11:42 am  
 Operator : GCSVOC-Dhiren  
 Sample : ICAL5-DRO-022820  
 Misc :  
 ALS Vial : 7 Sample Multiplier: 1

Integration File: EVENTS.E  
 Quant Time: Feb 28 13:08:15 2020  
 Quant Method : Z:\HPCHEM\2\METHODS\022820DRO-ORO.M  
 Quant Title : DRO-ORO 09-09-15 DRO/ORO  
 QLast Update : Fri Feb 28 13:05:43 2020  
 Response via : Initial Calibration  
 Integrator: ChemStation 6890 Scale Mode: Large solvent peaks clipped

Volume Inj. :  
 Signal Phase :  
 Signal Info :

Compound	R.T.	Response	Conc	Units
-----				
System Monitoring Compounds				
4) S n-Eicosane	0.000	0	N.D.	ug/mL
8) S1 Squalene	11.559	40784589	31.334	ug/mLm
Target Compounds				
1) H DRO C10-C20	5.050	7443190784	5209.838	ug/mLm
2) H DRO C10-C25	5.150	8837285072	5320.408	ug/mLm
3) H DRO C10-C28	6.850	9208054804	5466.982	ug/mLm
5) H1 ORO C20-C34	0.000	0	N.D.	ug/mL
6) H1 ORO C25-C36	0.000	0	N.D.	ug/mL
7) H1 DRO C10-C36	8.400	9031355790	5318.934	ug/mLm
-----				

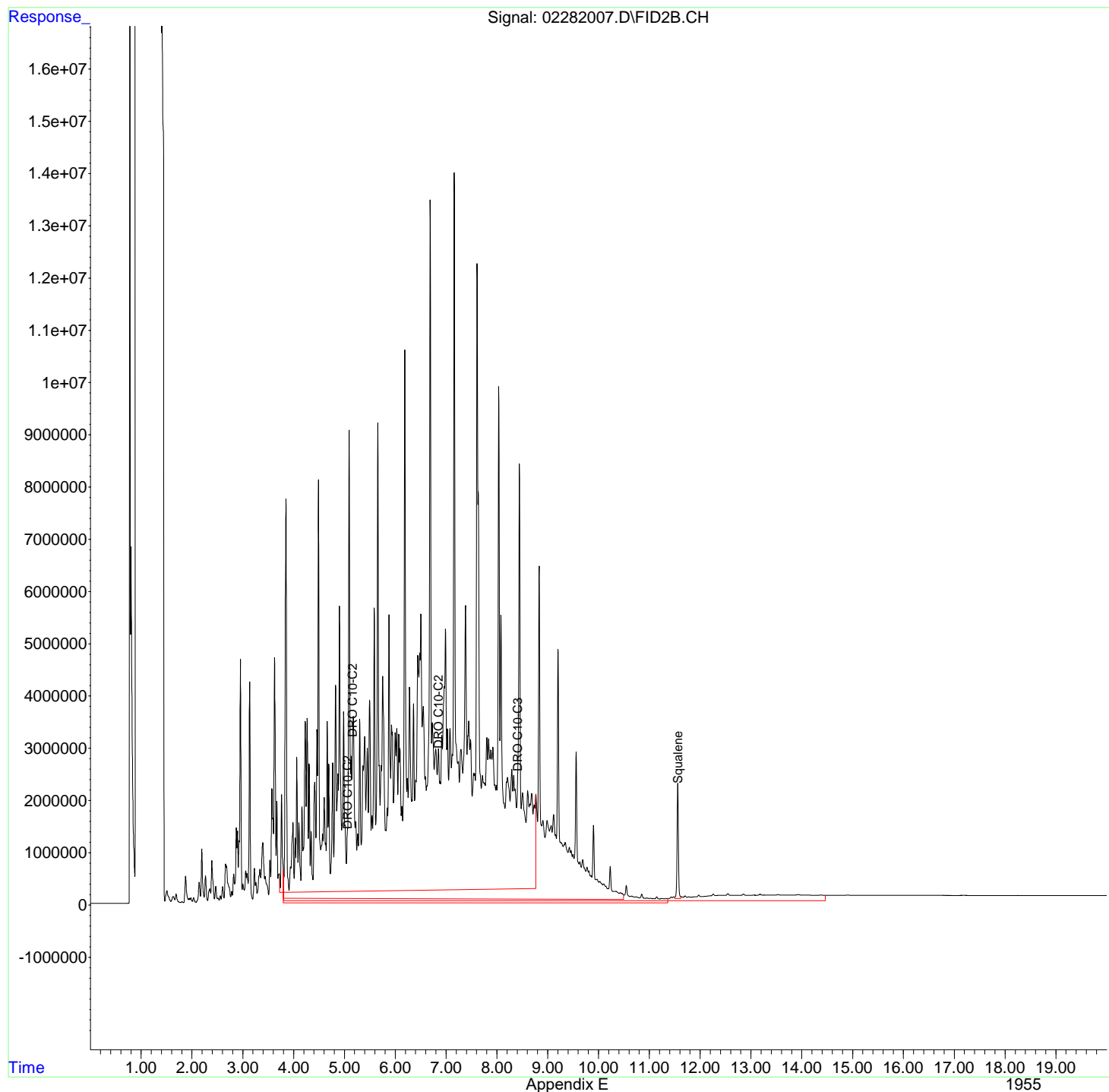
(f)=RT Delta > 1/2 Window

(m)=manual int.

Data Path : R:\2\DATA\022820\  
Data File : 02282007.D  
Signal(s) : FID2B.CH  
Acq On : 28 Feb 2020 11:42 am  
Operator : GCSVOC-Dhiren  
Sample : ICAL5-DRO-022820  
Misc :  
ALS Vial : 7 Sample Multiplier: 1

Integration File: EVENTS.E  
Quant Time: Feb 28 13:08:15 2020  
Quant Method : Z:\HPCHEM\2\METHODS\022820DRO-ORO.M  
Quant Title : DRO-ORO 09-09-15 DRO/ORO  
QLast Update : Fri Feb 28 13:05:43 2020  
Response via : Initial Calibration  
Integrator: ChemStation 6890 Scale Mode: Large solvent peaks clipped

Volume Inj. :  
Signal Phase :  
Signal Info :



Data Path : R:\2\DATA\022820\  
 Data File : 02282008.D  
 Signal(s) : FID2B.CH  
 Acq On : 28 Feb 2020 12:09 pm  
 Operator : GCSVOC-Dhiren  
 Sample : ICAL6-DRO-022820  
 Misc :  
 ALS Vial : 8 Sample Multiplier: 1

Integration File: EVENTS.E  
 Quant Time: Feb 28 13:10:06 2020  
 Quant Method : Z:\HPCHEM\2\METHODS\022820DRO-ORO.M  
 Quant Title : DRO-ORO 09-09-15 DRO/ORO  
 QLast Update : Fri Feb 28 13:08:28 2020  
 Response via : Initial Calibration  
 Integrator: ChemStation 6890 Scale Mode: Large solvent peaks clipped

Volume Inj. :  
 Signal Phase :  
 Signal Info :

Compound	R.T.	Response	Conc Units
-----			
System Monitoring Compounds			
4) S n-Eicosane	0.000	0	N.D. ug/mL
8) S1 Squalene	11.559	82285695	60.793 ug/mLm
Target Compounds			
1) H DRO C10-C20	5.050	14859965665	10208.164 ug/mLm
2) H DRO C10-C25	5.150	17320512741	10208.059 ug/mLm
3) H DRO C10-C28	6.850	17552114290	10080.364 ug/mLm
5) H1 ORO C20-C34	0.000	0	N.D. ug/mL
6) H1 ORO C25-C36	0.000	0	N.D. ug/mL
7) H1 DRO C10-C36	8.400	17415817236	10000.651 ug/mLm
-----			

(f)=RT Delta > 1/2 Window

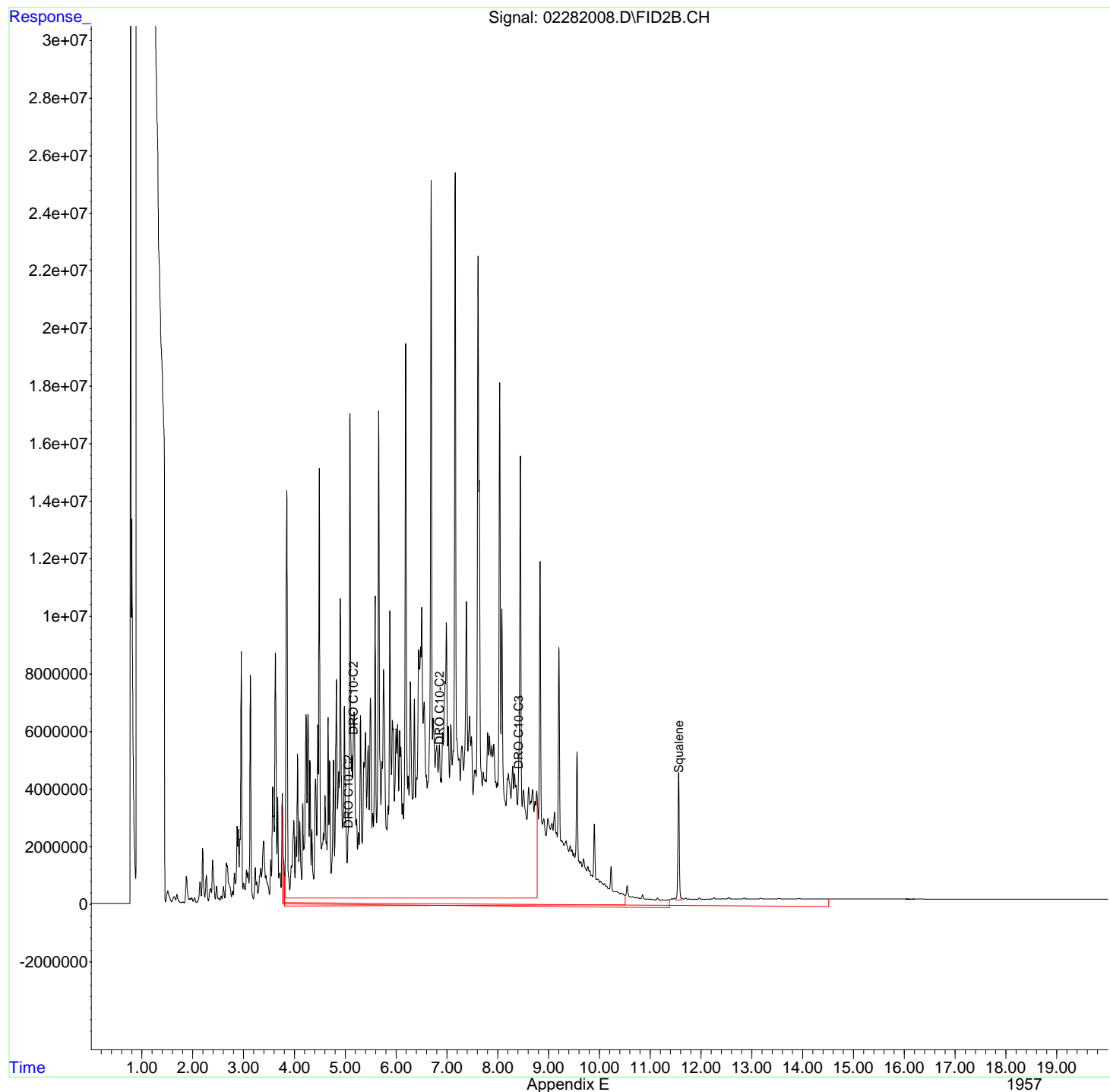
(m)=manual int.



Data Path : R:\2\DATA\022820\  
Data File : 02282008.D  
Signal(s) : FID2B.CH  
Acq On : 28 Feb 2020 12:09 pm  
Operator : GCSVOC-Dhiren  
Sample : ICAL6-DRO-022820  
Misc :  
ALS Vial : 8 Sample Multiplier: 1

Integration File: EVENTS.E  
Quant Time: Feb 28 13:10:06 2020  
Quant Method : Z:\HPCHEM\2\METHODS\022820DRO-ORO.M  
Quant Title : DRO-ORO 09-09-15 DRO/ORO  
QLast Update : Fri Feb 28 13:08:28 2020  
Response via : Initial Calibration  
Integrator: ChemStation 6890 Scale Mode: Large solvent peaks clipped

Volume Inj. :  
Signal Phase :  
Signal Info :



Data Path : R:\2\DATA\022820\  
 Data File : 02282009.D  
 Signal(s) : FID2B.CH  
 Acq On : 28 Feb 2020 12:37 pm  
 Operator : GCSVOC-Dhiren  
 Sample : ICV-DRO-022820  
 Misc :  
 ALS Vial : 9 Sample Multiplier: 1

Integration File: EVENTS.E  
 Quant Time: Feb 28 13:47:19 2020  
 Quant Method : Z:\HPCHEM\2\METHODS\022820DRO-ORO.M  
 Quant Title : DRO-ORO 09-09-15 DRO/ORO  
 QLast Update : Fri Feb 28 13:17:22 2020  
 Response via : Initial Calibration  
 Integrator: ChemStation 6890 Scale Mode: Large solvent peaks clipped

Volume Inj. :  
 Signal Phase :  
 Signal Info :

Min. RRF : 0.000 Min. Rel. Area : 50% Max. R.T. Dev 0.50min  
 Max. RRF Dev : 15% Max. Rel. Area : 150%

	Compound	Amount	Calc.	%Dev	Area%	Dev (Min)
1 H	DRO C10-C20	1000.000	1129.214	-12.9	0	0.00
2 H	DRO C10-C25	1000.000	1037.896	-3.8	0	0.00
3 H	DRO C10-C28	1000.000	1016.536	-1.7	0	0.00
7 H1	DRO C10-C36	1000.000	1075.368	-7.5	0	0.00
8 S1	Squalene	20.000	20.606	-3.0	0	0.00

Evaluate Continuing Calibration Report - Not Found

4 S	n-Eicosane	10.000	0.000	100.0#	0	-8.83#
5 H1	ORO C20-C34	1000.000	0.000	100.0#	0	-9.23#
6 H1	ORO C25-C36	1000.000	0.000	100.0#	0	-10.70#

(#) = Out of Range

SPCC's out = 0 CCC's out = 0

Data Path : R:\2\DATA\022820\  
 Data File : 02282009.D  
 Signal(s) : FID2B.CH  
 Acq On : 28 Feb 2020 12:37 pm  
 Operator : GCSVOC-Dhiren  
 Sample : ICV-DRO-022820  
 Misc :  
 ALS Vial : 9 Sample Multiplier: 1

Integration File: EVENTS.E  
 Quant Time: Feb 28 13:47:19 2020  
 Quant Method : Z:\HPCHEM\2\METHODS\022820DRO-ORO.M  
 Quant Title : DRO-ORO 09-09-15 DRO/ORO  
 QLast Update : Fri Feb 28 13:17:22 2020  
 Response via : Initial Calibration  
 Integrator: ChemStation 6890 Scale Mode: Large solvent peaks clipped

Volume Inj. :  
 Signal Phase :  
 Signal Info :

Compound	R.T.	Response	Conc	Units
-----				
System Monitoring Compounds				
4) S n-Eicosane	0.000	0	N.D.	ug/mL
8) S1 Squalene	11.559	33758071	20.606	ug/mL
Target Compounds				
1) H DRO C10-C20	5.050	1705425261	1129.214	ug/mLm
2) H DRO C10-C25	5.150	1824780223	1037.896	ug/mL
3) H DRO C10-C28	6.850	1837979264	1016.536	ug/mL
5) H1 ORO C20-C34	0.000	0	N.D.	ug/mL
6) H1 ORO C25-C36	0.000	0	N.D.	ug/mL
7) H1 DRO C10-C36	8.400	2055494455	1075.368	ug/mL
-----				

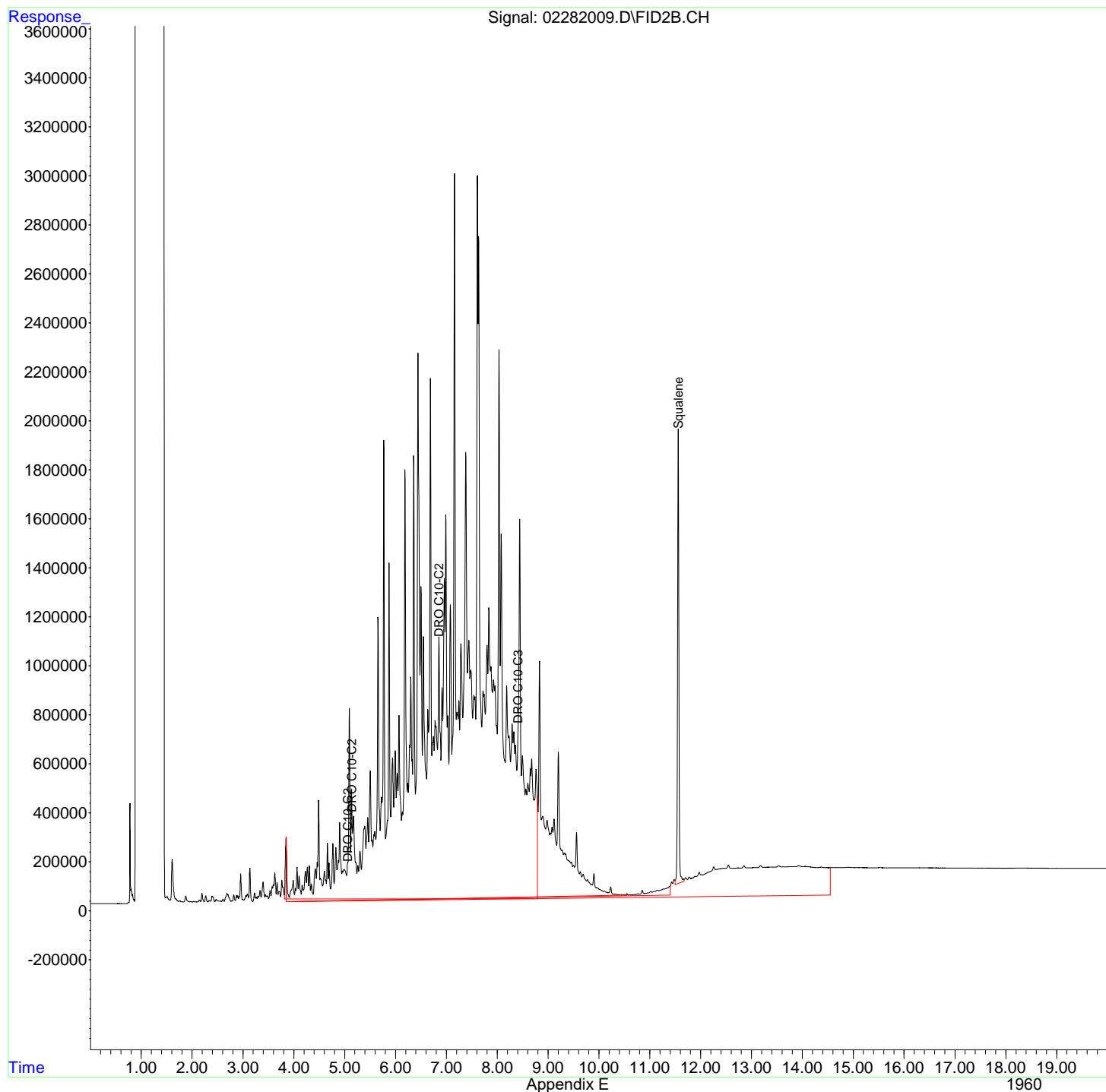
(f)=RT Delta > 1/2 Window

(m)=manual int.

Data Path : R:\2\DATA\022820\  
Data File : 02282009.D  
Signal(s) : FID2B.CH  
Acq On : 28 Feb 2020 12:37 pm  
Operator : GCSVOC-Dhiren  
Sample : ICV-DRO-022820  
Misc :  
ALS Vial : 9 Sample Multiplier: 1

Integration File: EVENTS.E  
Quant Time: Feb 28 13:47:19 2020  
Quant Method : Z:\HPCHEM\2\METHODS\022820DRO-ORO.M  
Quant Title : DRO-ORO 09-09-15 DRO/ORO  
QLast Update : Fri Feb 28 13:17:22 2020  
Response via : Initial Calibration  
Integrator: ChemStation 6890 Scale Mode: Large solvent peaks clipped

Volume Inj. :  
Signal Phase :  
Signal Info :



Data Path : R:\2\DATA\022820\  
 Data File : 02282010.D  
 Signal(s) : FID2B.CH  
 Acq On : 28 Feb 2020 1:04 pm  
 Operator : GCSVOC-Dhiren  
 Sample : ICAL1-ORO-022820  
 Misc :  
 ALS Vial : 10 Sample Multiplier: 1

Integration File: EVENTS.E  
 Quant Time: Feb 28 16:30:06 2020  
 Quant Method : Z:\HPCHEM\2\METHODS\022820DRO-ORO.M  
 Quant Title : DRO-ORO 09-09-15 DRO/ORO  
 QLast Update : Fri Feb 28 16:28:53 2020  
 Response via : Initial Calibration  
 Integrator: ChemStation 6890 Scale Mode: Large solvent peaks clipped

Volume Inj. :  
 Signal Phase :  
 Signal Info :

Compound	R.T.	Response	Conc	Units
-----				
System Monitoring Compounds				
4) S n-Eicosane	8.830	5866792	3.342	ug/mLm
8) S1 Squalene	0.000	0	N.D.	ug/mL
Target Compounds				
1) H DRO C10-C20	0.000	0	N.D.	ug/mL
2) H DRO C10-C25	0.000	0	N.D.	ug/mL
3) H DRO C10-C28	0.000	0	N.D.	ug/mL
5) H1 ORO C20-C34	9.230	341464776	310.717	ug/mLm
6) H1 ORO C25-C36	10.700	419091154	319.851	ug/mLm
7) H1 DRO C10-C36	0.000	0	N.D.	ug/mL
-----				

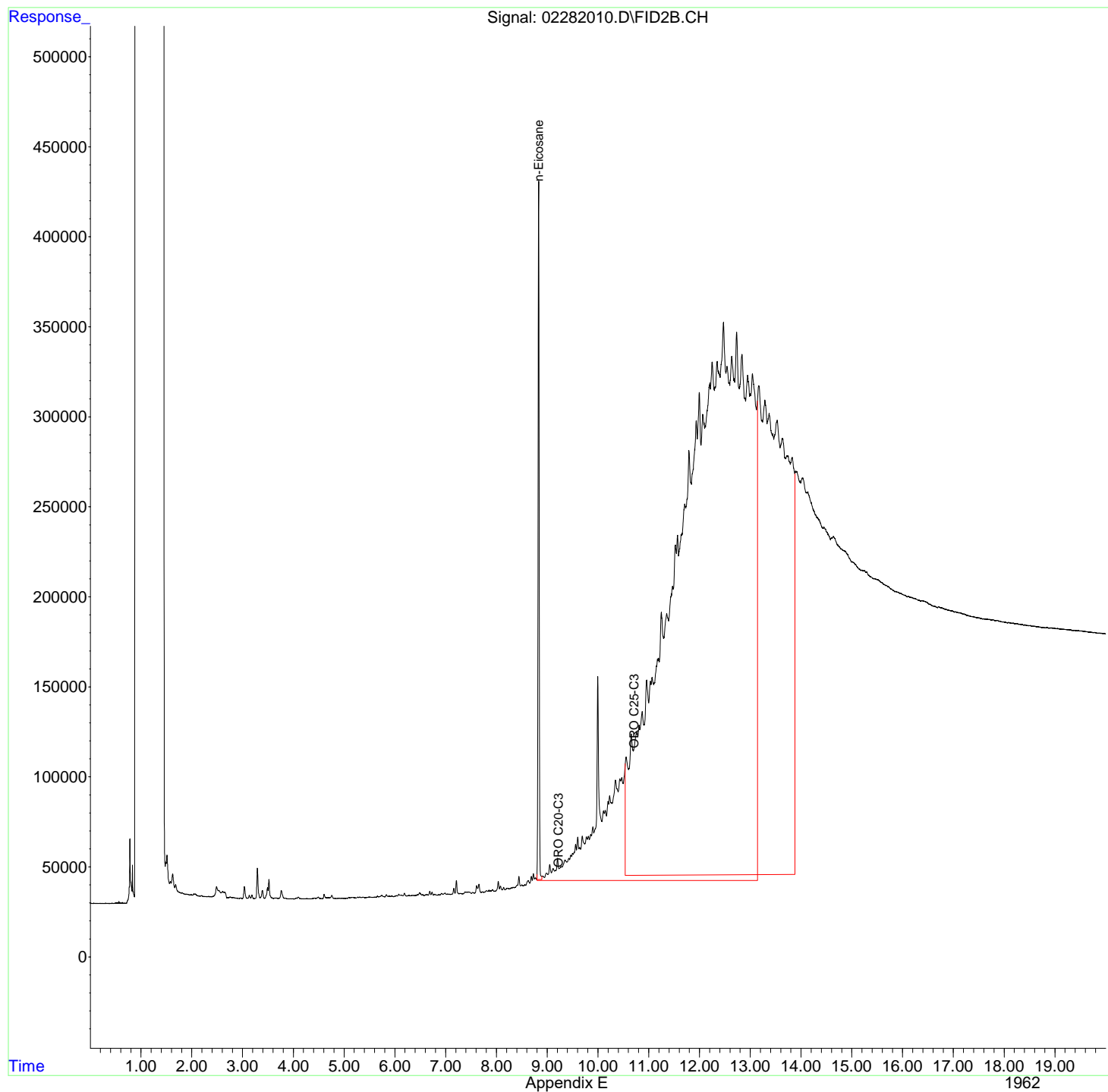
(f)=RT Delta > 1/2 Window

(m)=manual int.

Data Path : R:\2\DATA\022820\  
Data File : 02282010.D  
Signal(s) : FID2B.CH  
Acq On : 28 Feb 2020 1:04 pm  
Operator : GCSVOC-Dhiren  
Sample : ICAL1-ORO-022820  
Misc :  
ALS Vial : 10 Sample Multiplier: 1

Integration File: EVENTS.E  
Quant Time: Feb 28 16:30:06 2020  
Quant Method : Z:\HPCHEM\2\METHODS\022820DRO-ORO.M  
Quant Title : DRO-ORO 09-09-15 DRO/ORO  
QLast Update : Fri Feb 28 16:28:53 2020  
Response via : Initial Calibration  
Integrator: ChemStation 6890 Scale Mode: Large solvent peaks clipped

Volume Inj. :  
Signal Phase :  
Signal Info :



Data Path : R:\2\DATA\022820\  
 Data File : 02282011.D  
 Signal(s) : FID2B.CH  
 Acq On : 28 Feb 2020 1:31 pm  
 Operator : GCSVOC-Dhiren  
 Sample : ICAL2-ORO-022820  
 Misc :  
 ALS Vial : 11 Sample Multiplier: 1

Integration File: EVENTS.E  
 Quant Time: Feb 28 16:28:43 2020  
 Quant Method : Z:\HPCHEM\2\METHODS\022820DRO-ORO.M  
 Quant Title : DRO-ORO 09-09-15 DRO/ORO  
 QLast Update : Fri Feb 28 16:27:29 2020  
 Response via : Initial Calibration  
 Integrator: ChemStation 6890 Scale Mode: Large solvent peaks clipped

Volume Inj. :  
 Signal Phase :  
 Signal Info :

Compound	R.T.	Response	Conc	Units
-----				
System Monitoring Compounds				
4) S n-Eicosane	8.830	11223436	6.565	ug/mLm
8) S1 Squalene	0.000	0	N.D.	ug/mL
Target Compounds				
1) H DRO C10-C20	0.000	0	N.D.	ug/mL
2) H DRO C10-C25	0.000	0	N.D.	ug/mL
3) H DRO C10-C28	0.000	0	N.D.	ug/mL
5) H1 ORO C20-C34	9.230	636095599	581.549	ug/mLm
6) H1 ORO C25-C36	10.700	774934106	594.404	ug/mLm
7) H1 DRO C10-C36	0.000	0	N.D.	ug/mL
-----				

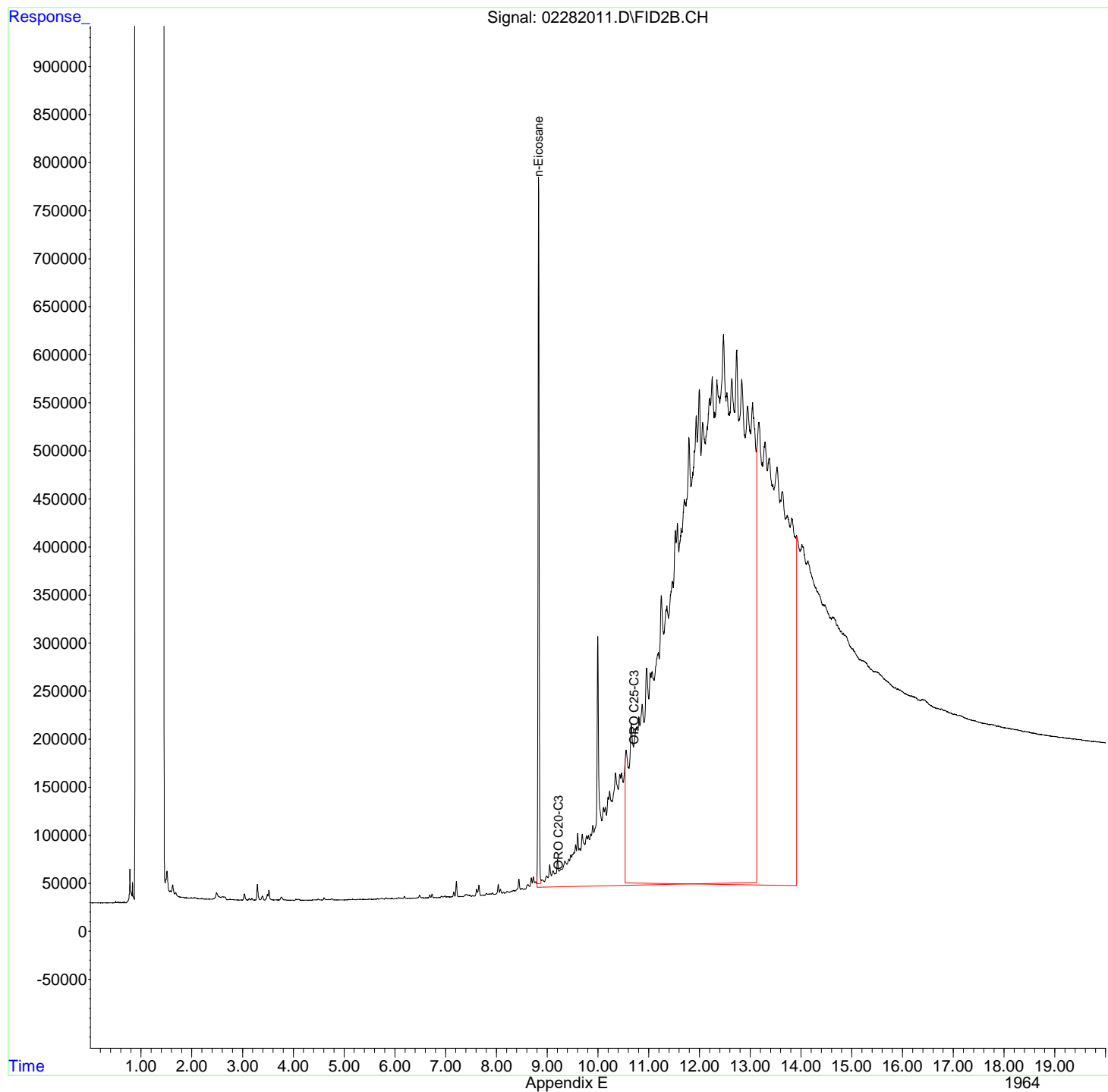
(f)=RT Delta > 1/2 Window

(m)=manual int.

Data Path : R:\2\DATA\022820\  
Data File : 02282011.D  
Signal(s) : FID2B.CH  
Acq On : 28 Feb 2020 1:31 pm  
Operator : GCSVOC-Dhiren  
Sample : ICAL2-ORO-022820  
Misc :  
ALS Vial : 11 Sample Multiplier: 1

Integration File: EVENTS.E  
Quant Time: Feb 28 16:28:43 2020  
Quant Method : Z:\HPCHEM\2\METHODS\022820DRO-ORO.M  
Quant Title : DRO-ORO 09-09-15 DRO/ORO  
QLast Update : Fri Feb 28 16:27:29 2020  
Response via : Initial Calibration  
Integrator: ChemStation 6890 Scale Mode: Large solvent peaks clipped

Volume Inj. :  
Signal Phase :  
Signal Info :





Data Path : R:\2\DATA\022820\  
 Data File : 02282012.D  
 Signal(s) : FID2B.CH  
 Acq On : 28 Feb 2020 1:58 pm  
 Operator : GCSVOC-Dhiren  
 Sample : ICAL3-ORO-022820  
 Misc :  
 ALS Vial : 12 Sample Multiplier: 1

Integration File: EVENTS.E  
 Quant Time: Feb 28 16:31:07 2020  
 Quant Method : Z:\HPCHEM\2\METHODS\022820DRO-ORO.M  
 Quant Title : DRO-ORO 09-09-15 DRO/ORO  
 QLast Update : Fri Feb 28 16:26:05 2020  
 Response via : Initial Calibration  
 Integrator: ChemStation 6890 Scale Mode: Large solvent peaks clipped

Volume Inj. :  
 Signal Phase :  
 Signal Info :

Compound	R.T.	Response	Conc	Units
-----				
System Monitoring Compounds				
4) S n-Eicosane	8.830	16825611	9.425	ug/mLm
8) S1 Squalene	0.000	0	N.D.	ug/mL
Target Compounds				
1) H DRO C10-C20	0.000	0	N.D.	ug/mL
2) H DRO C10-C25	0.000	0	N.D.	ug/mL
3) H DRO C10-C28	0.000	0	N.D.	ug/mL
5) H1 ORO C20-C34	9.230	1012315251	919.680	ug/mLm
6) H1 ORO C25-C36	10.700	1215197095	925.212	ug/mLm
7) H1 DRO C10-C36	0.000	0	N.D.	ug/mL
-----				

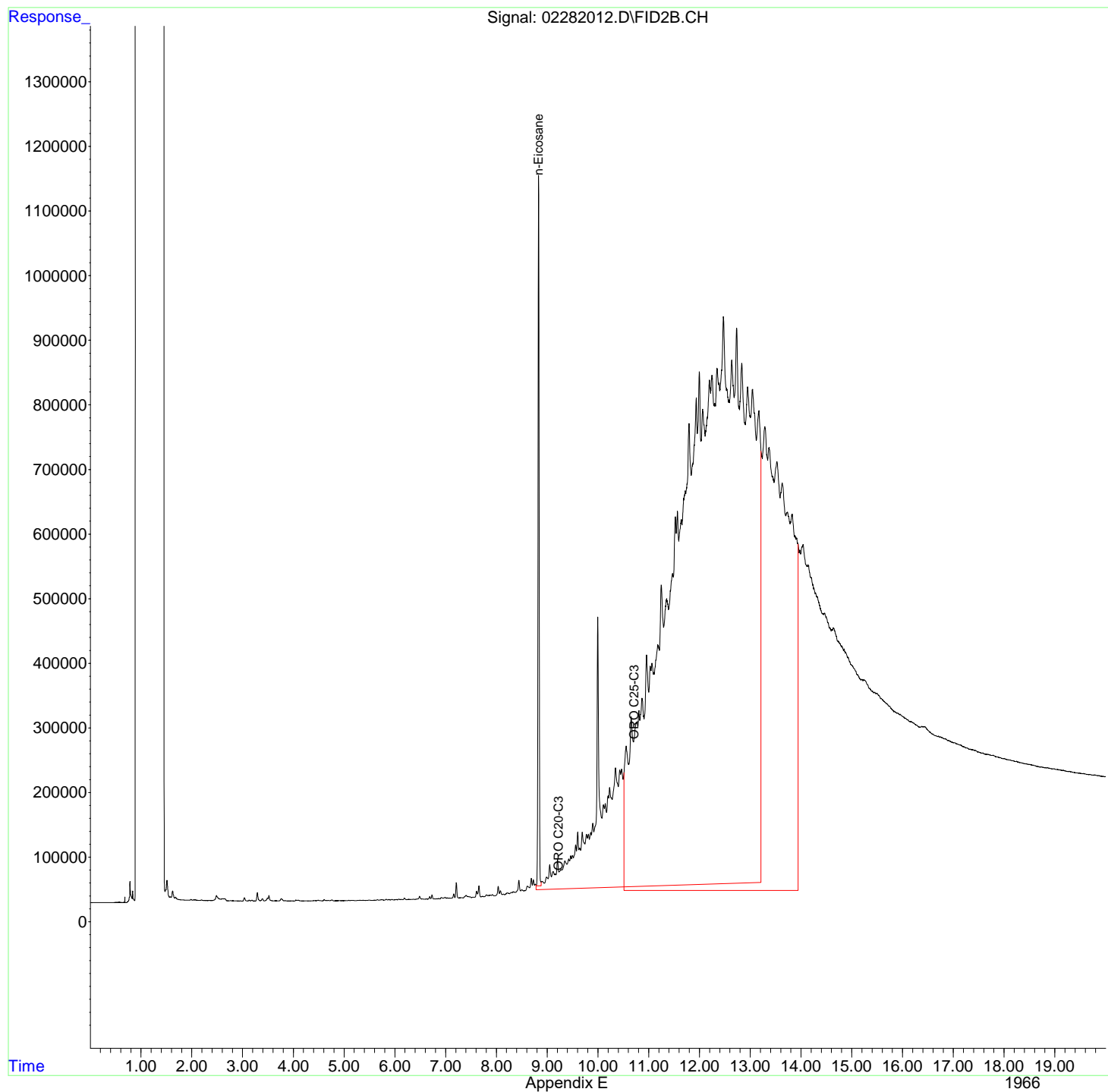
(f)=RT Delta > 1/2 Window

(m)=manual int.

Data Path : R:\2\DATA\022820\  
Data File : 02282012.D  
Signal(s) : FID2B.CH  
Acq On : 28 Feb 2020 1:58 pm  
Operator : GCSVOC-Dhiren  
Sample : ICAL3-ORO-022820  
Misc :  
ALS Vial : 12 Sample Multiplier: 1

Integration File: EVENTS.E  
Quant Time: Feb 28 16:31:07 2020  
Quant Method : Z:\HPCHEM\2\METHODS\022820DRO-ORO.M  
Quant Title : DRO-ORO 09-09-15 DRO/ORO  
QLast Update : Fri Feb 28 16:26:05 2020  
Response via : Initial Calibration  
Integrator: ChemStation 6890 Scale Mode: Large solvent peaks clipped

Volume Inj. :  
Signal Phase :  
Signal Info :



Data Path : R:\2\DATA\022820\  
 Data File : 02282013.D  
 Signal(s) : FID2B.CH  
 Acq On : 28 Feb 2020 2:26 pm  
 Operator : GCSVOC-Dhiren  
 Sample : ICAL4-ORO-022820  
 Misc :  
 ALS Vial : 13 Sample Multiplier: 1

Integration File: EVENTS.E  
 Quant Time: Feb 28 16:22:59 2020  
 Quant Method : Z:\HPCHEM\2\METHODS\022820DRO-ORO.M  
 Quant Title : DRO-ORO 09-09-15 DRO/ORO  
 QLast Update : Fri Feb 28 13:17:22 2020  
 Response via : Initial Calibration  
 Integrator: ChemStation 6890 Scale Mode: Large solvent peaks clipped

Volume Inj. :  
 Signal Phase :  
 Signal Info :

Compound	R.T.	Response	Conc	Units
-----				
System Monitoring Compounds				
4) S n-Eicosane	8.830	39386866	22.515	ug/mL
8) S1 Squalene	0.000	0	N.D.	ug/mL
Target Compounds				
1) H DRO C10-C20	0.000	0	N.D.	ug/mL
2) H DRO C10-C25	0.000	0	N.D.	ug/mL
3) H DRO C10-C28	0.000	0	N.D.	ug/mL
5) H1 ORO C20-C34	9.230	2290086064	1904.813	ug/mLm
6) H1 ORO C25-C36	10.700	2707102231	1906.042	ug/mLm
7) H1 DRO C10-C36	0.000	0	N.D.	ug/mL
-----				

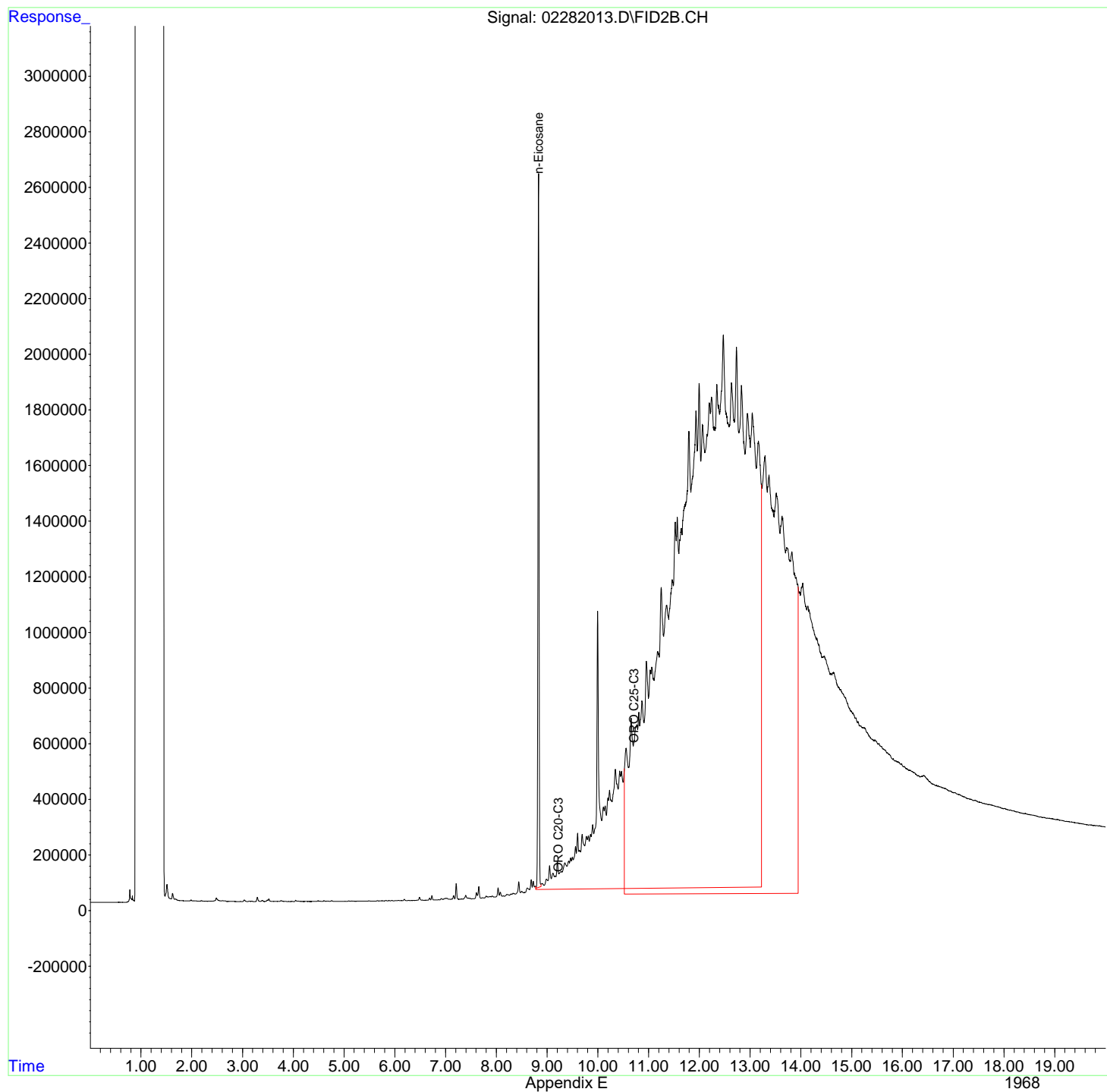
(f)=RT Delta > 1/2 Window

(m)=manual int.

Data Path : R:\2\DATA\022820\  
Data File : 02282013.D  
Signal(s) : FID2B.CH  
Acq On : 28 Feb 2020 2:26 pm  
Operator : GCSVOC-Dhiren  
Sample : ICAL4-ORO-022820  
Misc :  
ALS Vial : 13 Sample Multiplier: 1

Integration File: EVENTS.E  
Quant Time: Feb 28 16:22:59 2020  
Quant Method : Z:\HPCHEM\2\METHODS\022820DRO-ORO.M  
Quant Title : DRO-ORO 09-09-15 DRO/ORO  
QLast Update : Fri Feb 28 13:17:22 2020  
Response via : Initial Calibration  
Integrator: ChemStation 6890 Scale Mode: Large solvent peaks clipped

Volume Inj. :  
Signal Phase :  
Signal Info :



Data Path : R:\2\DATA\022820\  
 Data File : 02282014.D  
 Signal(s) : FID2B.CH  
 Acq On : 28 Feb 2020 2:53 pm  
 Operator : GCSVOC-Dhiren  
 Sample : ICAL5-ORO-022820  
 Misc :  
 ALS Vial : 14 Sample Multiplier: 1

Integration File: EVENTS.E  
 Quant Time: Feb 28 16:24:31 2020  
 Quant Method : Z:\HPCHEM\2\METHODS\022820DRO-ORO.M  
 Quant Title : DRO-ORO 09-09-15 DRO/ORO  
 QLast Update : Fri Feb 28 16:23:13 2020  
 Response via : Initial Calibration  
 Integrator: ChemStation 6890 Scale Mode: Large solvent peaks clipped

Volume Inj. :  
 Signal Phase :  
 Signal Info :

Compound	R.T.	Response	Conc	Units
-----				
System Monitoring Compounds				
4) S n-Eicosane	8.830	47907992	26.612	ug/mL
8) S1 Squalene	0.000	0	N.D.	ug/mL
Target Compounds				
1) H DRO C10-C20	0.000	0	N.D.	ug/mL
2) H DRO C10-C25	0.000	0	N.D.	ug/mL
3) H DRO C10-C28	0.000	0	N.D.	ug/mL
5) H1 ORO C20-C34	9.230	5361987562	4471.055	ug/mLm
6) H1 ORO C25-C36	10.700	6368407366	4501.447	ug/mLm
7) H1 DRO C10-C36	0.000	0	N.D.	ug/mL
-----				

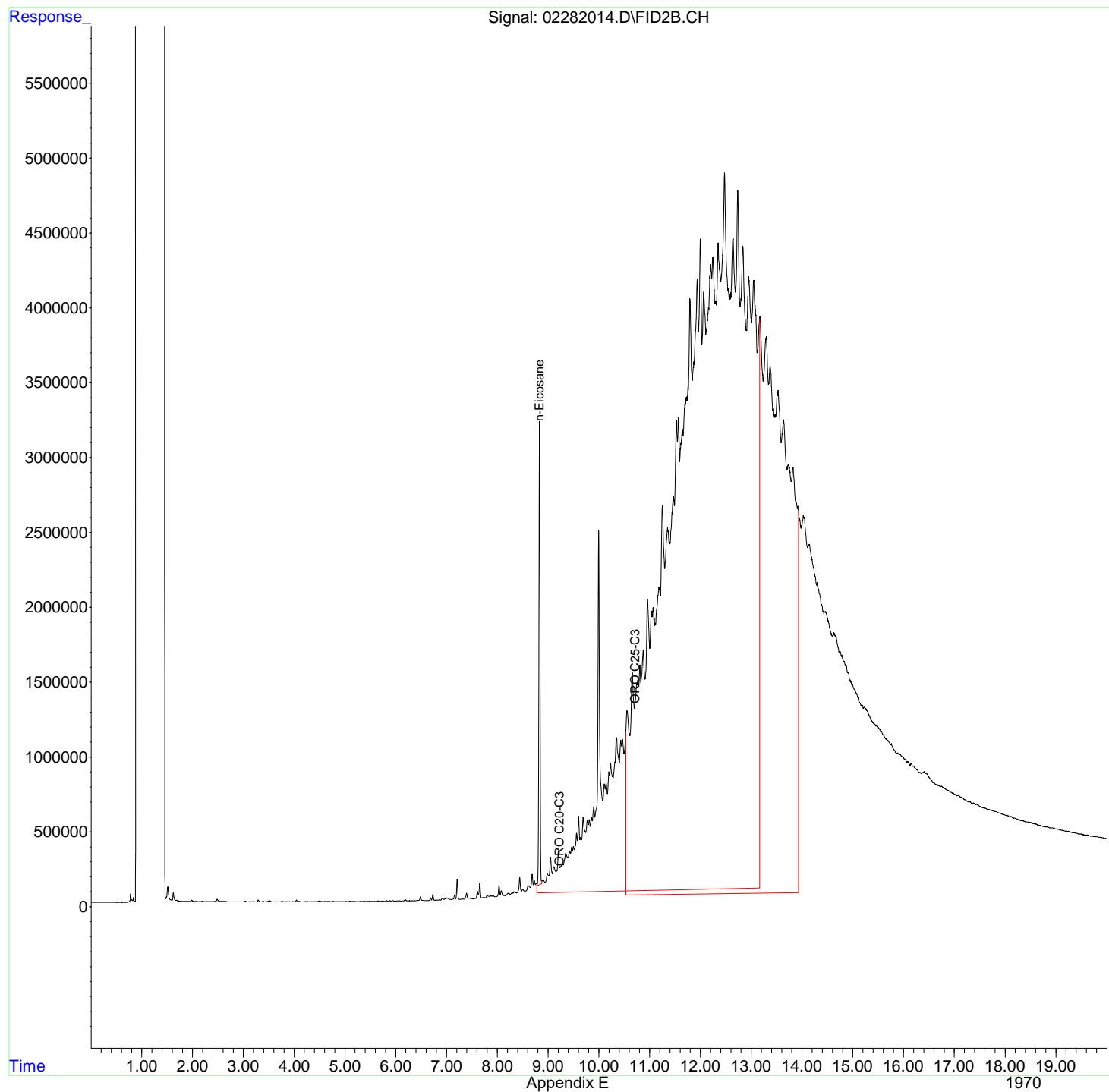
(f)=RT Delta > 1/2 Window

(m)=manual int.

Data Path : R:\2\DATA\022820\  
Data File : 02282014.D  
Signal(s) : FID2B.CH  
Acq On : 28 Feb 2020 2:53 pm  
Operator : GCSVOC-Dhiren  
Sample : ICAL5-ORO-022820  
Misc :  
ALS Vial : 14 Sample Multiplier: 1

Integration File: EVENTS.E  
Quant Time: Feb 28 16:24:31 2020  
Quant Method : Z:\HPCHEM\2\METHODS\022820DRO-ORO.M  
Quant Title : DRO-ORO 09-09-15 DRO/ORO  
QLast Update : Fri Feb 28 16:23:13 2020  
Response via : Initial Calibration  
Integrator: ChemStation 6890 Scale Mode: Large solvent peaks clipped

Volume Inj. :  
Signal Phase :  
Signal Info :



Data Path : R:\2\DATA\022820\  
 Data File : 02282015.D  
 Signal(s) : FID2B.CH  
 Acq On : 28 Feb 2020 3:20 pm  
 Operator : GCSVOC-Dhiren  
 Sample : ICAL6-ORO-022820  
 Misc :  
 ALS Vial : 15 Sample Multiplier: 1

Integration File: EVENTS.E  
 Quant Time: Feb 28 16:25:51 2020  
 Quant Method : Z:\HPCHEM\2\METHODS\022820DRO-ORO.M  
 Quant Title : DRO-ORO 09-09-15 DRO/ORO  
 QLast Update : Fri Feb 28 16:24:44 2020  
 Response via : Initial Calibration  
 Integrator: ChemStation 6890 Scale Mode: Large solvent peaks clipped

Volume Inj. :  
 Signal Phase :  
 Signal Info :

Compound	R.T.	Response	Conc	Units
-----				
System Monitoring Compounds				
4) S n-Eicosane	8.830	94381592	50.949	ug/mLm
8) S1 Squalene	0.000	0	N.D.	ug/mL
Target Compounds				
1) H DRO C10-C20	0.000	0	N.D.	ug/mL
2) H DRO C10-C25	0.000	0	N.D.	ug/mL
3) H DRO C10-C28	0.000	0	N.D.	ug/mL
5) H1 ORO C20-C34	9.230	11034923001	9485.881	ug/mLm
6) H1 ORO C25-C36	10.700	13173356082	9591.075	ug/mLm
7) H1 DRO C10-C36	0.000	0	N.D.	ug/mL
-----				

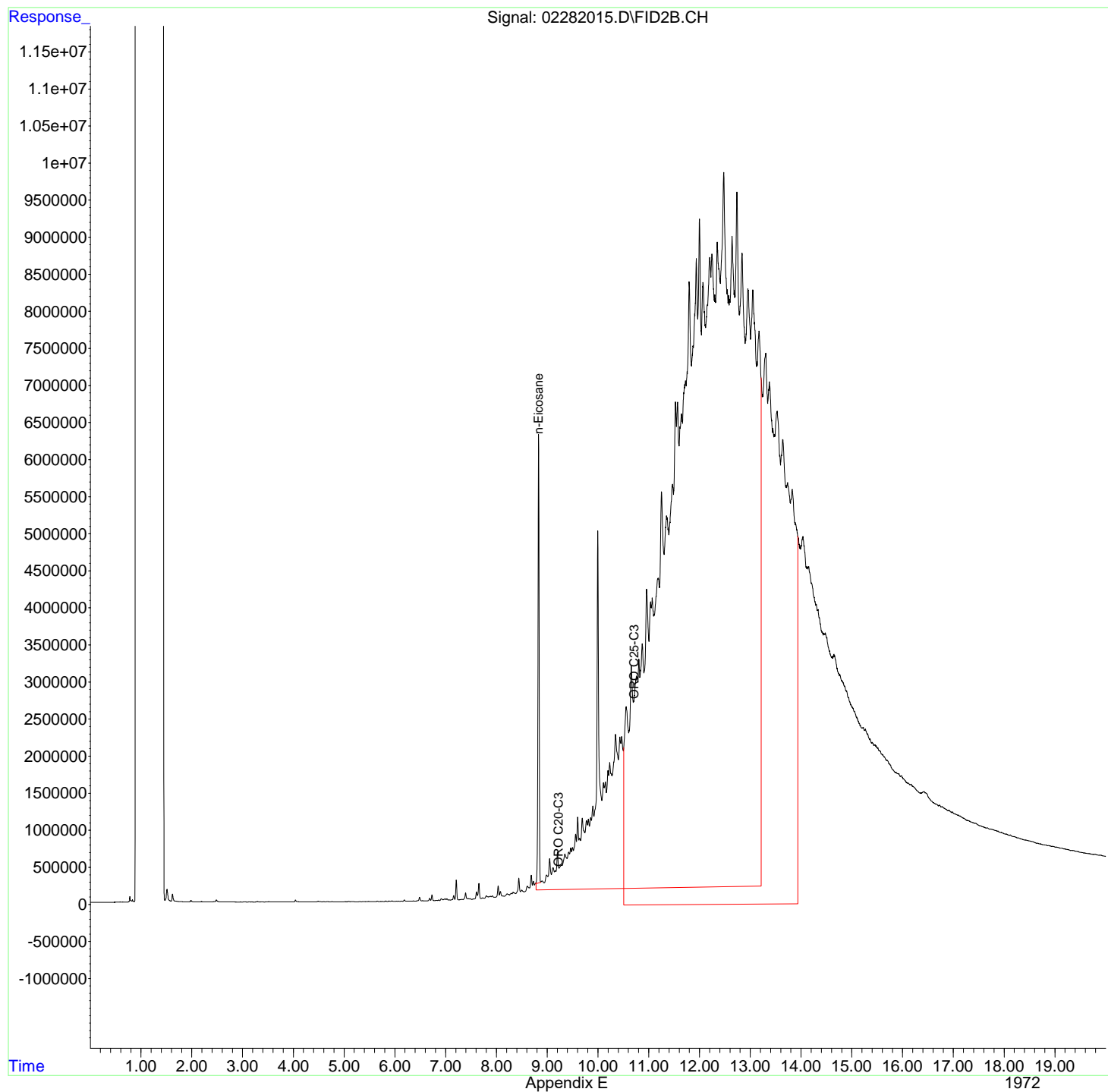
(f)=RT Delta > 1/2 Window

(m)=manual int.

Data Path : R:\2\DATA\022820\  
Data File : 02282015.D  
Signal(s) : FID2B.CH  
Acq On : 28 Feb 2020 3:20 pm  
Operator : GCSVOC-Dhiren  
Sample : ICAL6-ORO-022820  
Misc :  
ALS Vial : 15 Sample Multiplier: 1

Integration File: EVENTS.E  
Quant Time: Feb 28 16:25:51 2020  
Quant Method : Z:\HPCHEM\2\METHODS\022820DRO-ORO.M  
Quant Title : DRO-ORO 09-09-15 DRO/ORO  
QLast Update : Fri Feb 28 16:24:44 2020  
Response via : Initial Calibration  
Integrator: ChemStation 6890 Scale Mode: Large solvent peaks clipped

Volume Inj. :  
Signal Phase :  
Signal Info :





Data Path : R:\2\DATA\022820\  
Data File : 02282019.D  
Signal(s) : FID2B.CH  
Acq On : 28 Feb 2020 4:42 pm  
Operator : GCSVOC-Dhiren  
Sample : ICV-ORO-022820  
Misc :  
ALS Vial : 16 Sample Multiplier: 1

Integration File: EVENTS.E  
Quant Time: Mar 02 10:21:23 2020  
Quant Method : Z:\HPCHEM\2\METHODS\022820DRO-ORO.M  
Quant Title : DRO-ORO 09-09-15 DRO/ORO  
QLast Update : Fri Feb 28 16:32:12 2020  
Response via : Initial Calibration  
Integrator: ChemStation 6890 Scale Mode: Large solvent peaks clipped

Volume Inj. :  
Signal Phase :  
Signal Info :

Min. RRF : 0.000 Min. Rel. Area : 50% Max. R.T. Dev 0.50min  
Max. RRF Dev : 15% Max. Rel. Area : 150%

	Compound	Amount	Calc.	%Dev	Area%	Dev (Min)
4 S	n-Eicosane	10.000	10.323	-3.2	0	0.00
5 H1	ORO C20-C34	1000.000	1048.669	-4.9	0	0.00
6 H1	ORO C25-C36	1000.000	1012.673	-1.3	0	0.00
7 H1	DRO C10-C36	1000.000	-110.518	111.1#	0	-8.40#

## Evaluate Continuing Calibration Report - Not Found

1 H	DRO C10-C20	1000.000	0.000	100.0#	0	-5.05#
2 H	DRO C10-C25	1000.000	0.000	100.0#	0	-5.15#
3 H	DRO C10-C28	1000.000	0.000	100.0#	0	-6.85#
8 S1	Squalene	20.000	0.000	100.0#	0	-11.56#

(#) = Out of Range

SPCC's out = 0 CCC's out = 0

Data Path : R:\2\DATA\022820\  
 Data File : 02282019.D  
 Signal(s) : FID2B.CH  
 Acq On : 28 Feb 2020 4:42 pm  
 Operator : GCSVOC-Dhiren  
 Sample : ICV-ORO-022820  
 Misc :  
 ALS Vial : 16 Sample Multiplier: 1

Integration File: EVENTS.E  
 Quant Time: Mar 02 10:21:23 2020  
 Quant Method : Z:\HPCHEM\2\METHODS\022820DRO-ORO.M  
 Quant Title : DRO-ORO 09-09-15 DRO/ORO  
 QLast Update : Fri Feb 28 16:32:12 2020  
 Response via : Initial Calibration  
 Integrator: ChemStation 6890 Scale Mode: Large solvent peaks clipped

Volume Inj. :  
 Signal Phase :  
 Signal Info :

Compound	R.T.	Response	Conc	Units
-----				
System Monitoring Compounds				
4) S n-Eicosane	8.829	20286320	10.323	ug/mL
8) S1 Squalene	0.000	0	N.D.	ug/mL
Target Compounds				
1) H DRO C10-C20	0.000	0	N.D.	ug/mL
2) H DRO C10-C25	0.000	0	N.D.	ug/mL
3) H DRO C10-C28	0.000	0	N.D.	ug/mL
5) H1 ORO C20-C34	9.230	1225012496	1048.669	ug/mLm
6) H1 ORO C25-C36	10.700	1423053499	1012.673	ug/mLm
7) H1 DRO C10-C36	0.000	0	N.D.	ug/mL
-----				

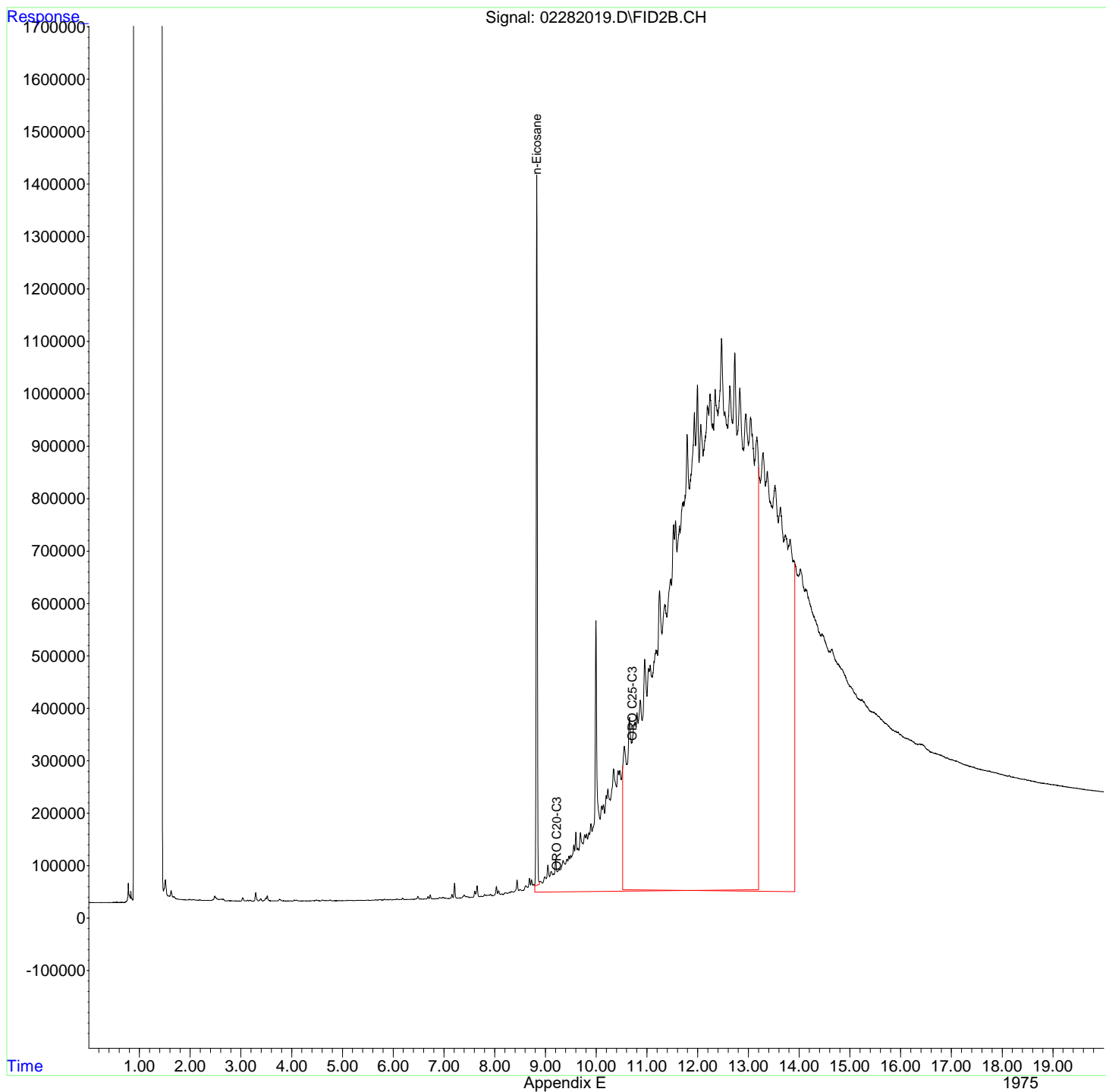
(f)=RT Delta > 1/2 Window

(m)=manual int.

Data Path : R:\2\DATA\022820\  
Data File : 02282019.D  
Signal(s) : FID2B.CH  
Acq On : 28 Feb 2020 4:42 pm  
Operator : GCSVOC-Dhiren  
Sample : ICV-ORO-022820  
Misc :  
ALS Vial : 16 Sample Multiplier: 1

Integration File: EVENTS.E  
Quant Time: Mar 02 10:21:23 2020  
Quant Method : Z:\HPCHEM\2\METHODS\022820DRO-ORO.M  
Quant Title : DRO-ORO 09-09-15 DRO/ORO  
QLast Update : Fri Feb 28 16:32:12 2020  
Response via : Initial Calibration  
Integrator: ChemStation 6890 Scale Mode: Large solvent peaks clipped

Volume Inj. :  
Signal Phase :  
Signal Info :



Data Path : R:\2\DATA\022820\  
 Data File : 02282020.D  
 Signal(s) : FID2B.CH  
 Acq On : 28 Feb 2020 5:10 pm  
 Operator : GCSVOC-Dhiren  
 Sample : MB-51084  
 Misc :  
 ALS Vial : 17 Sample Multiplier: 1

Integration File: EVENTS.E  
 Quant Time: Mar 02 10:21:49 2020  
 Quant Method : Z:\HPCHEM\2\METHODS\022820DRO-ORO.M  
 Quant Title : DRO-ORO 09-09-15 DRO/ORO  
 QLast Update : Fri Feb 28 16:32:12 2020  
 Response via : Initial Calibration  
 Integrator: ChemStation 6890 Scale Mode: Large solvent peaks clipped

Volume Inj. :  
 Signal Phase :  
 Signal Info :

Compound	R.T.	Response	Conc	Units
-----				
System Monitoring Compounds				
4) S n-Eicosane	8.830	26372550	13.601	ug/mL
8) S1 Squalene	11.558	22746212	13.638	ug/mL
Target Compounds				
1) H DRO C10-C20	0.000	0	N.D.	ug/mL
2) H DRO C10-C25	0.000	0	N.D.	ug/mL
3) H DRO C10-C28	0.000	0	N.D.	ug/mL
5) H1 ORO C20-C34	0.000	0	N.D.	ug/mL
6) H1 ORO C25-C36	0.000	0	N.D.	ug/mL
7) H1 DRO C10-C36	0.000	0	N.D.	ug/mL
-----				

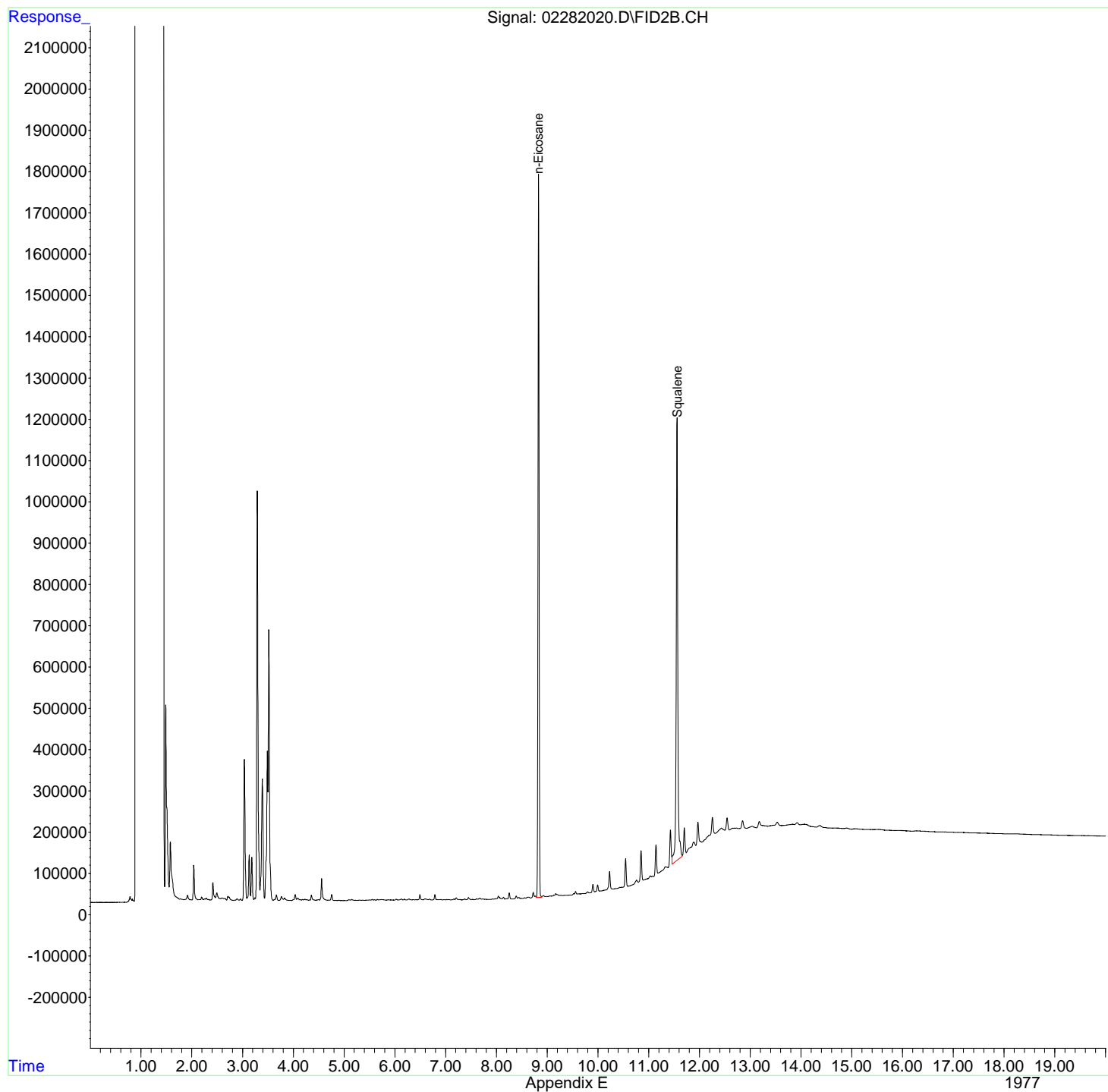
(f)=RT Delta > 1/2 Window

(m)=manual int.

Data Path : R:\2\DATA\022820\  
Data File : 02282020.D  
Signal(s) : FID2B.CH  
Acq On : 28 Feb 2020 5:10 pm  
Operator : GCSVOC-Dhiren  
Sample : MB-51084  
Misc :  
ALS Vial : 17 Sample Multiplier: 1

Integration File: EVENTS.E  
Quant Time: Mar 02 10:21:49 2020  
Quant Method : Z:\HPCHEM\2\METHODS\022820DRO-ORO.M  
Quant Title : DRO-ORO 09-09-15 DRO/ORO  
QLast Update : Fri Feb 28 16:32:12 2020  
Response via : Initial Calibration  
Integrator: ChemStation 6890 Scale Mode: Large solvent peaks clipped

Volume Inj. :  
Signal Phase :  
Signal Info :



Data Path : R:\2\DATA\022820\  
 Data File : 02282021.D  
 Signal(s) : FID2B.CH  
 Acq On : 28 Feb 2020 5:37 pm  
 Operator : GCSVOC-Dhiren  
 Sample : LOQ-51084  
 Misc :  
 ALS Vial : 18 Sample Multiplier: 1

Integration File: EVENTS.E  
 Quant Time: Mar 02 17:06:55 2020  
 Quant Method : Z:\HPCHEM\2\METHODS\022820DRO-ORO.M  
 Quant Title : DRO-ORO 09-09-15 DRO/ORO  
 QLast Update : Fri Feb 28 16:32:12 2020  
 Response via : Initial Calibration  
 Integrator: ChemStation 6890 Scale Mode: Large solvent peaks clipped

Volume Inj. :  
 Signal Phase :  
 Signal Info :

Compound	R.T.	Response	Conc Units
-----			
System Monitoring Compounds			
4) S n-Eicosane	8.829	26421908	13.628 ug/mLm
8) S1 Squalene	11.558	22731507	13.628 ug/mL
Target Compounds			
1) H DRO C10-C20	5.050	69128297	30.117 ug/mLm
2) H DRO C10-C25	5.150	103830605	47.545 ug/mLm
3) H DRO C10-C28	6.850	123339905	50.588 ug/mL
5) H1 ORO C20-C34	9.230	315105091	201.495 ug/mLm
6) H1 ORO C25-C36	10.700	388313212	202.332 ug/mLm
7) H1 DRO C10-C36	0.000	0	N.D. ug/mL
-----			

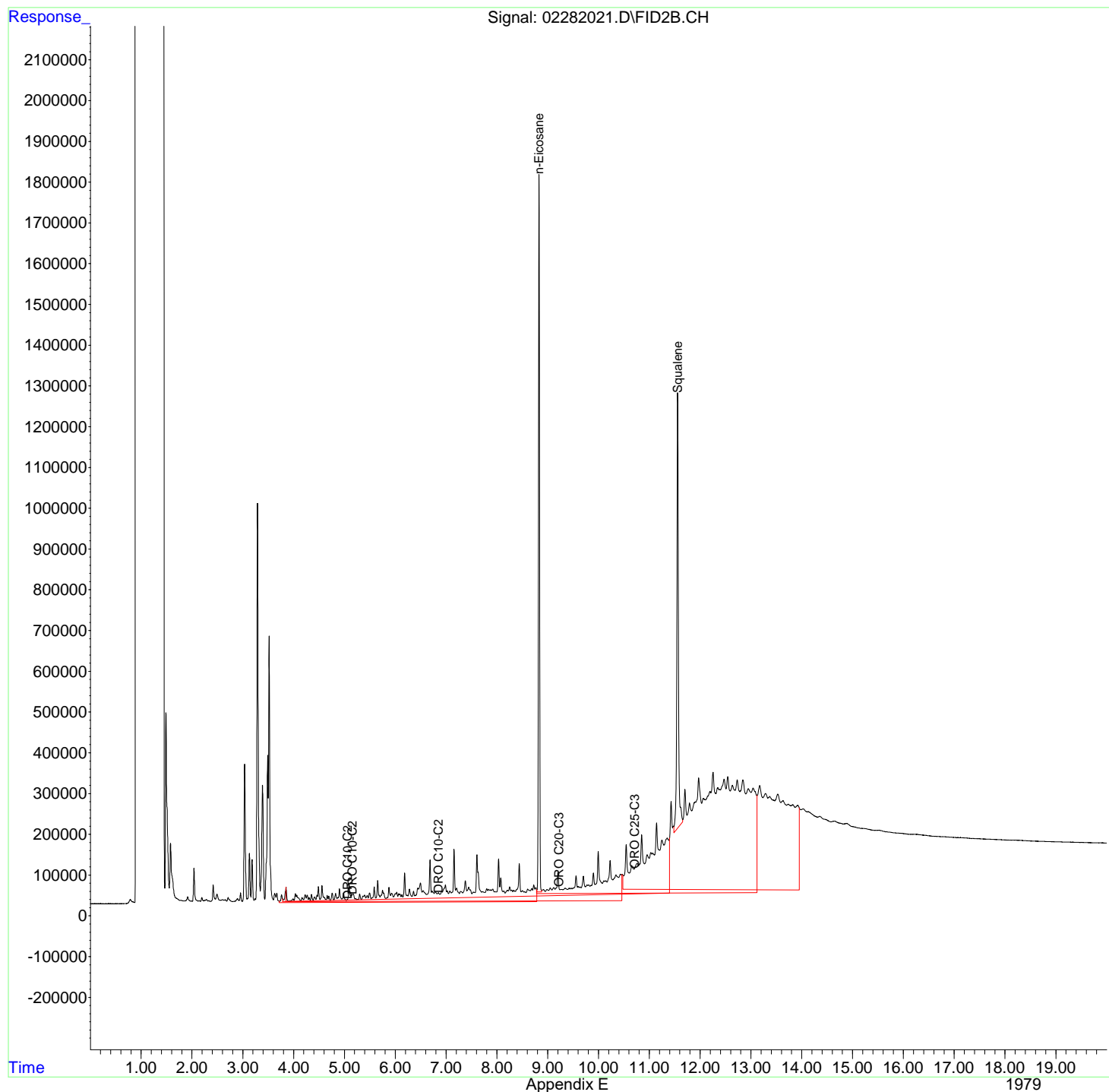
(f)=RT Delta > 1/2 Window

(m)=manual int.

Data Path : R:\2\DATA\022820\  
Data File : 02282021.D  
Signal(s) : FID2B.CH  
Acq On : 28 Feb 2020 5:37 pm  
Operator : GCSVOC-Dhiren  
Sample : LOQ-51084  
Misc :  
ALS Vial : 18 Sample Multiplier: 1

Integration File: EVENTS.E  
Quant Time: Mar 02 17:06:55 2020  
Quant Method : Z:\HPCHEM\2\METHODS\022820DRO-ORO.M  
Quant Title : DRO-ORO 09-09-15 DRO/ORO  
QLast Update : Fri Feb 28 16:32:12 2020  
Response via : Initial Calibration  
Integrator: ChemStation 6890 Scale Mode: Large solvent peaks clipped

Volume Inj. :  
Signal Phase :  
Signal Info :



Data Path : R:\2\DATA\022820\  
 Data File : 02282022.D  
 Signal(s) : FID2B.CH  
 Acq On : 28 Feb 2020 6:04 pm  
 Operator : GCSVOC-Dhiren  
 Sample : LOD-51084  
 Misc : Aqueous  
 ALS Vial : 19 Sample Multiplier: 1

Integration File: EVENTS.E  
 Quant Time: Mar 02 17:09:16 2020  
 Quant Method : Z:\HPCHEM\2\METHODS\022820DRO-ORO.M  
 Quant Title : DRO-ORO 09-09-15 DRO/ORO  
 QLast Update : Fri Feb 28 16:32:12 2020  
 Response via : Initial Calibration  
 Integrator: ChemStation 6890 Scale Mode: Large solvent peaks clipped

Volume Inj. :  
 Signal Phase :  
 Signal Info :

Compound	R.T.	Response	Conc Units
-----			
System Monitoring Compounds			
4) S n-Eicosane	8.830	22348047	11.433 ug/mL
8) S1 Squalene	11.557	19264208	11.434 ug/mL
Target Compounds			
1) H DRO C10-C20	5.050	56374144	21.550 ug/mLm
2) H DRO C10-C25	5.150	83511742	35.852 ug/mLm
3) H DRO C10-C28	6.850	113200897	44.876 ug/mLm
5) H1 ORO C20-C34	9.230	262195019	152.233 ug/mLm
6) H1 ORO C25-C36	10.700	323569279	151.628 ug/mLm
7) H1 DRO C10-C36	8.400	436361393	140.412 ug/mL
-----			

(f)=RT Delta > 1/2 Window

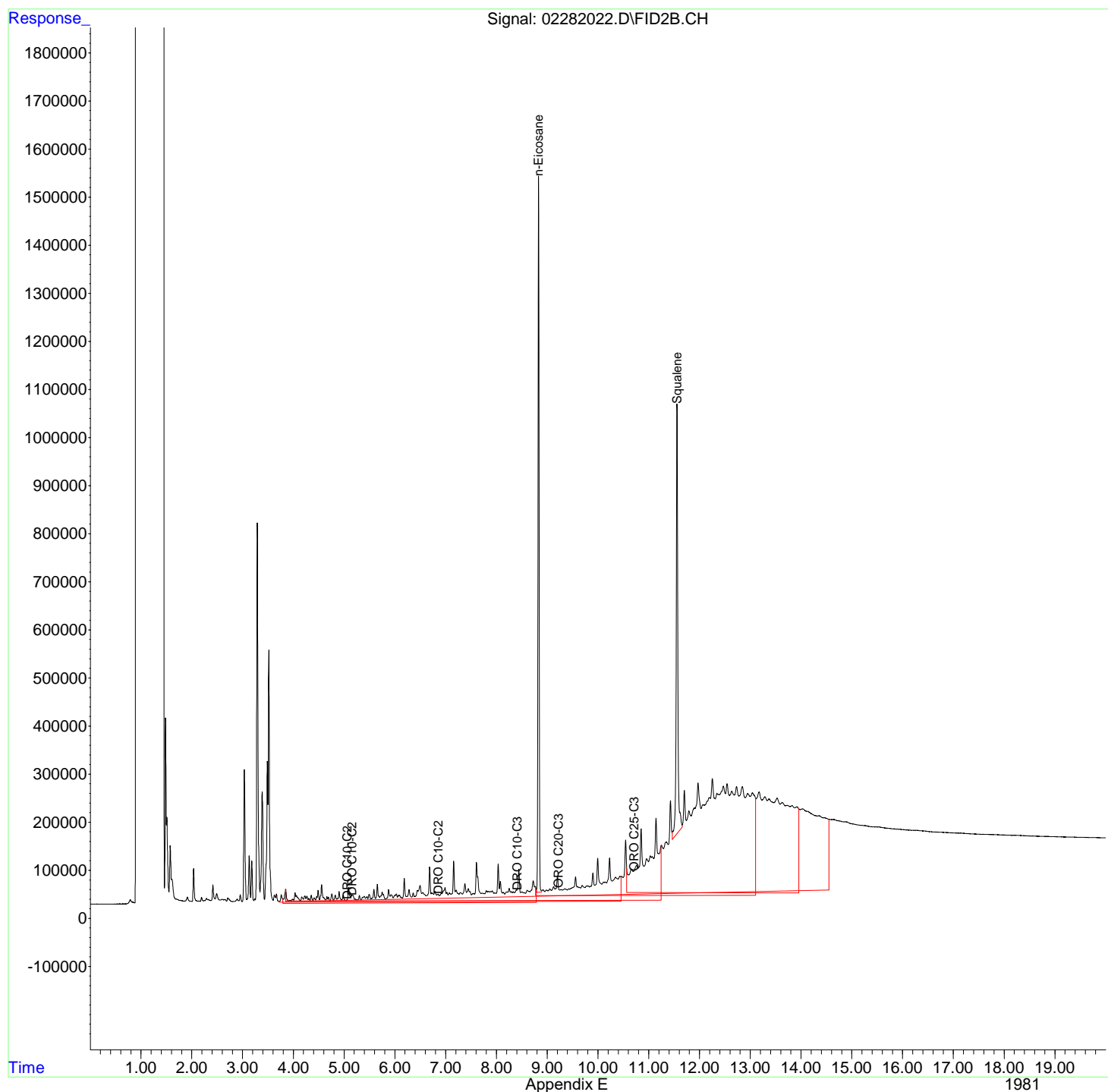
(m)=manual int.



Data Path : R:\2\DATA\022820\  
Data File : 02282022.D  
Signal(s) : FID2B.CH  
Acq On : 28 Feb 2020 6:04 pm  
Operator : GCSVOC-Dhiren  
Sample : LOD-51084  
Misc : Aqueous  
ALS Vial : 19 Sample Multiplier: 1

Integration File: EVENTS.E  
Quant Time: Mar 02 17:09:16 2020  
Quant Method : Z:\HPCHEM\2\METHODS\022820DRO-ORO.M  
Quant Title : DRO-ORO 09-09-15 DRO/ORO  
QLast Update : Fri Feb 28 16:32:12 2020  
Response via : Initial Calibration  
Integrator: ChemStation 6890 Scale Mode: Large solvent peaks clipped

Volume Inj. :  
Signal Phase :  
Signal Info :



Data Path : R:\2\DATA\022820\  
 Data File : 02282023.D  
 Signal(s) : FID2B.CH  
 Acq On : 28 Feb 2020 6:31 pm  
 Operator : GCSVOC-Dhiren  
 Sample : IDMP-1  
 Misc : Aqueous  
 ALS Vial : 20 Sample Multiplier: 1

Integration File: EVENTS.E  
 Quant Time: Mar 02 17:10:18 2020  
 Quant Method : Z:\HPCHEM\2\METHODS\022820DRO-ORO.M  
 Quant Title : DRO-ORO 09-09-15 DRO/ORO  
 QLast Update : Fri Feb 28 16:32:12 2020  
 Response via : Initial Calibration  
 Integrator: ChemStation 6890 Scale Mode: Large solvent peaks clipped

Volume Inj. :  
 Signal Phase :  
 Signal Info :

Compound	R.T.	Response	Conc Units
-----			
System Monitoring Compounds			
4) S n-Eicosane	8.829	3841656	1.466 ug/mLm
8) S1 Squalene	0.000	0	N.D. ug/mL
Target Compounds			
1) H DRO C10-C20	5.050	570247453	366.717 ug/mLm
2) H DRO C10-C25	5.150	737273031	412.071 ug/mLm
3) H DRO C10-C28	6.850	916502442	497.419 ug/mLm
5) H1 ORO C20-C34	9.230	458469299	334.975 ug/mLm
6) H1 ORO C25-C36	10.700	587583174	358.387 ug/mLm
7) H1 DRO C10-C36	0.000	0	N.D. ug/mL
-----			

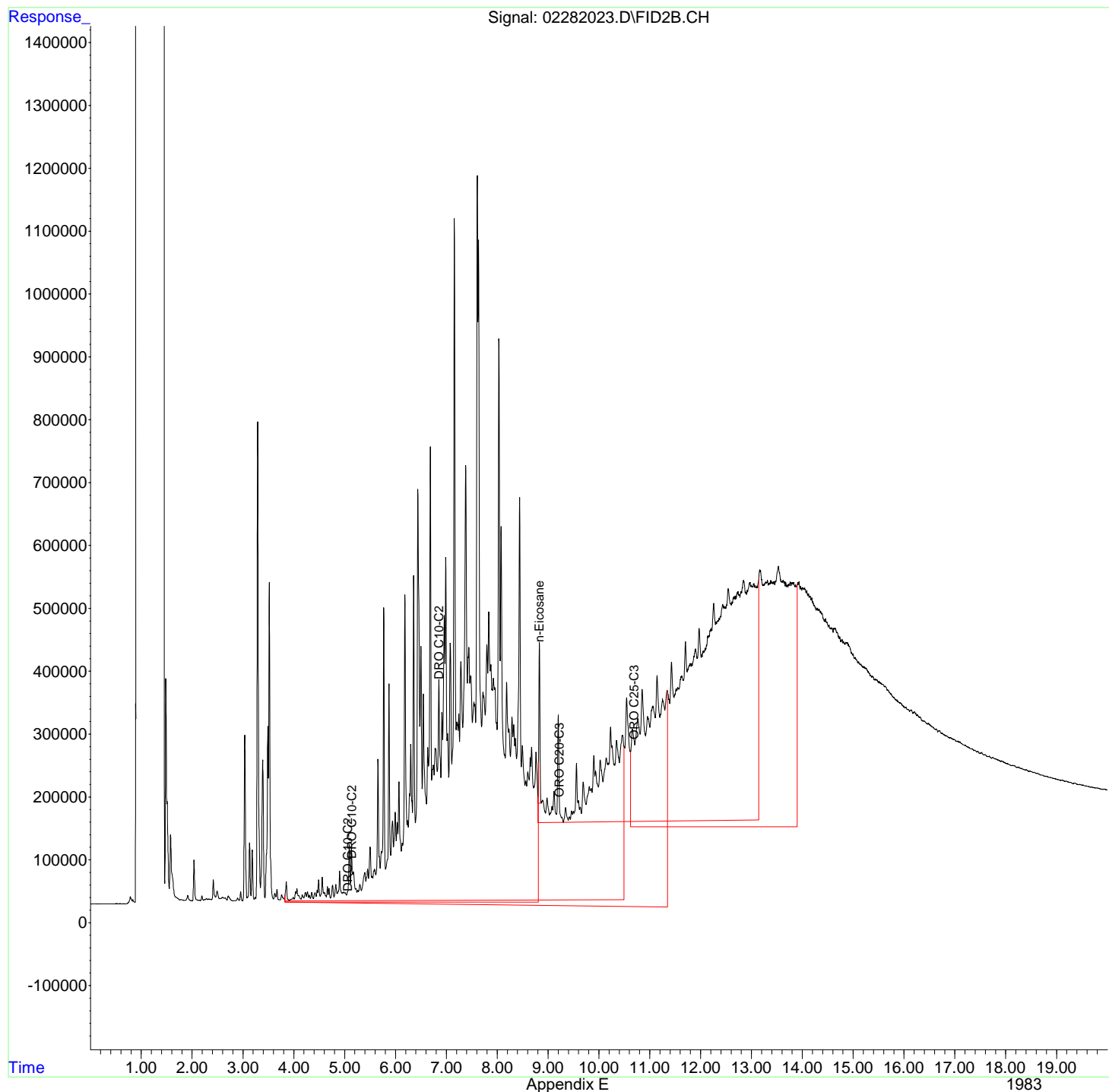
(f)=RT Delta > 1/2 Window

(m)=manual int.

Data Path : R:\2\DATA\022820\  
Data File : 02282023.D  
Signal(s) : FID2B.CH  
Acq On : 28 Feb 2020 6:31 pm  
Operator : GCSVOC-Dhiren  
Sample : IDMP-1  
Misc : Aqueous  
ALS Vial : 20 Sample Multiplier: 1

Integration File: EVENTS.E  
Quant Time: Mar 02 17:10:18 2020  
Quant Method : Z:\HPCHEM\2\METHODS\022820DRO-ORO.M  
Quant Title : DRO-ORO 09-09-15 DRO/ORO  
QLast Update : Fri Feb 28 16:32:12 2020  
Response via : Initial Calibration  
Integrator: ChemStation 6890 Scale Mode: Large solvent peaks clipped

Volume Inj. :  
Signal Phase :  
Signal Info :



Data Path : R:\2\DATA\022820\  
 Data File : 02282024.D  
 Signal(s) : FID2B.CH  
 Acq On : 28 Feb 2020 6:59 pm  
 Operator : GCSVOC-Dhiren  
 Sample : IDMP-2  
 Misc : Aqueous  
 ALS Vial : 21 Sample Multiplier: 1

Integration File: EVENTS.E  
 Quant Time: Mar 02 17:11:36 2020  
 Quant Method : Z:\HPCHEM\2\METHODS\022820DRO-ORO.M  
 Quant Title : DRO-ORO 09-09-15 DRO/ORO  
 QLast Update : Fri Feb 28 16:32:12 2020  
 Response via : Initial Calibration  
 Integrator: ChemStation 6890 Scale Mode: Large solvent peaks clipped

Volume Inj. :  
 Signal Phase :  
 Signal Info :

Compound	R.T.	Response	Conc Units
-----			
System Monitoring Compounds			
4) S n-Eicosane	8.829	45165978	23.724 ug/mLm
8) S1 Squalene	11.557	37022345	22.671 ug/mL
Target Compounds			
1) H DRO C10-C20	5.050	551752355	354.294 ug/mLm
2) H DRO C10-C25	5.150	711790518	397.406 ug/mLm
3) H DRO C10-C28	6.850	867777718	469.969 ug/mLm
5) H1 ORO C20-C34	9.230	536576532	407.698 ug/mLm
6) H1 ORO C25-C36	10.700	664005623	418.236 ug/mLm
7) H1 DRO C10-C36	0.000	0	N.D. ug/mL
-----			

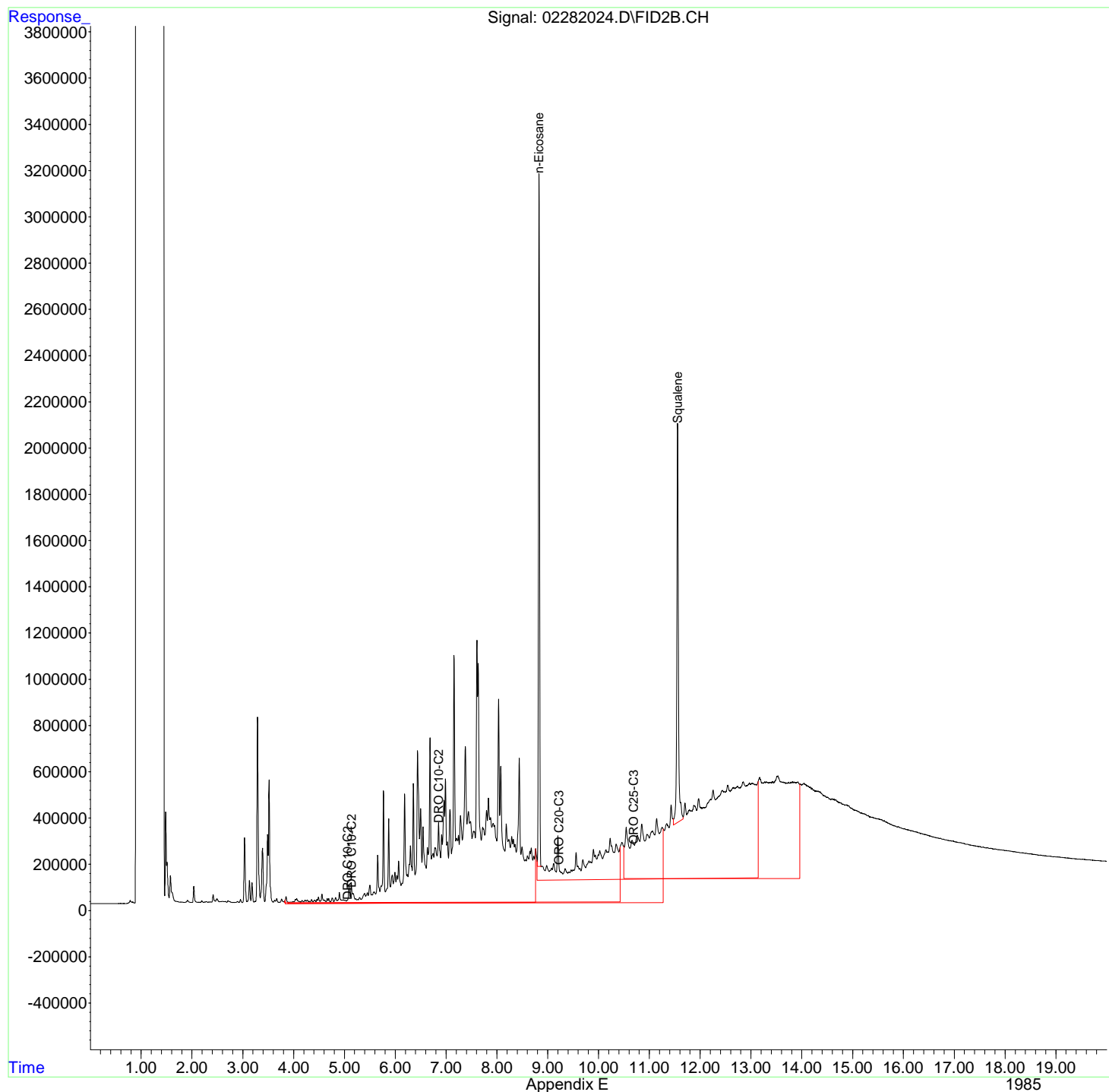
(f)=RT Delta > 1/2 Window

(m)=manual int.

Data Path : R:\2\DATA\022820\  
Data File : 02282024.D  
Signal(s) : FID2B.CH  
Acq On : 28 Feb 2020 6:59 pm  
Operator : GCSVOC-Dhiren  
Sample : IDMP-2  
Misc : Aqueous  
ALS Vial : 21 Sample Multiplier: 1

Integration File: EVENTS.E  
Quant Time: Mar 02 17:11:36 2020  
Quant Method : Z:\HPCHEM\2\METHODS\022820DRO-ORO.M  
Quant Title : DRO-ORO 09-09-15 DRO/ORO  
QLast Update : Fri Feb 28 16:32:12 2020  
Response via : Initial Calibration  
Integrator: ChemStation 6890 Scale Mode: Large solvent peaks clipped

Volume Inj. :  
Signal Phase :  
Signal Info :



Data Path : R:\2\DATA\022820\  
 Data File : 02282025.D  
 Signal(s) : FID2B.CH  
 Acq On : 28 Feb 2020 7:26 pm  
 Operator : GCSVOC-Dhiren  
 Sample : IDMP-3  
 Misc : Aqueous  
 ALS Vial : 22 Sample Multiplier: 1

Integration File: EVENTS.E  
 Quant Time: Mar 02 17:12:37 2020  
 Quant Method : Z:\HPCHEM\2\METHODS\022820DRO-ORO.M  
 Quant Title : DRO-ORO 09-09-15 DRO/ORO  
 QLast Update : Fri Feb 28 16:32:12 2020  
 Response via : Initial Calibration  
 Integrator: ChemStation 6890 Scale Mode: Large solvent peaks clipped

Volume Inj. :  
 Signal Phase :  
 Signal Info :

Compound	R.T.	Response	Conc Units
-----			
System Monitoring Compounds			
4) S n-Eicosane	8.828	31377701	16.297 ug/mLm
8) S1 Squalene	11.557	23323432	14.003 ug/mL
Target Compounds			
1) H DRO C10-C20	5.050	700658801	454.314 ug/mLm
2) H DRO C10-C25	5.150	930832397	523.458 ug/mLm
3) H DRO C10-C28	6.850	1110759643	606.854 ug/mLm
5) H1 ORO C20-C34	9.230	619497261	484.901 ug/mLm
6) H1 ORO C25-C36	10.700	764861396	497.220 ug/mLm
7) H1 DRO C10-C36	0.000	0	N.D. ug/mL
-----			

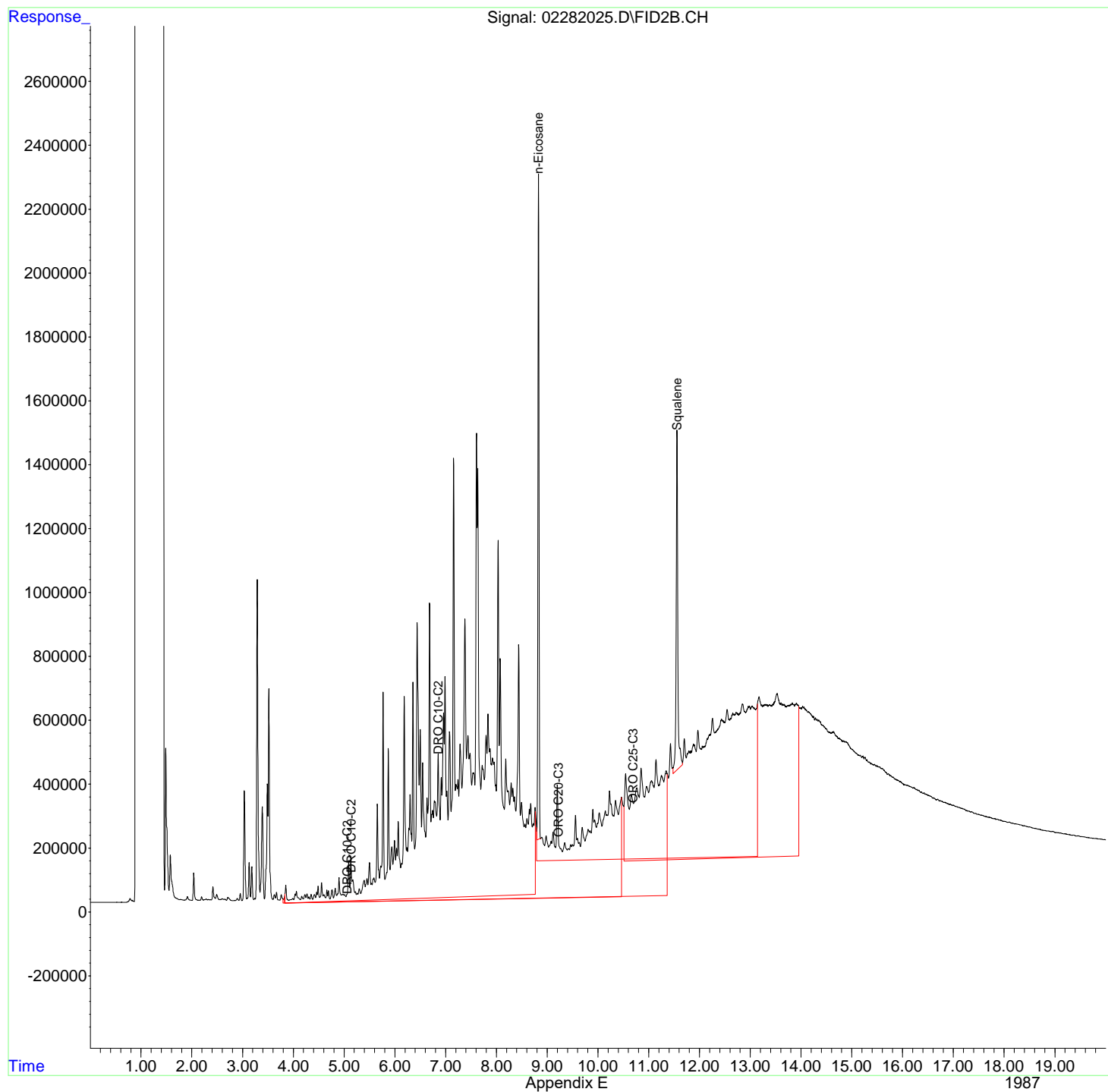
(f)=RT Delta > 1/2 Window

(m)=manual int.

Data Path : R:\2\DATA\022820\  
Data File : 02282025.D  
Signal(s) : FID2B.CH  
Acq On : 28 Feb 2020 7:26 pm  
Operator : GCSVOC-Dhiren  
Sample : IDMP-3  
Misc : Aqueous  
ALS Vial : 22 Sample Multiplier: 1

Integration File: EVENTS.E  
Quant Time: Mar 02 17:12:37 2020  
Quant Method : Z:\HPCHEM\2\METHODS\022820DRO-ORO.M  
Quant Title : DRO-ORO 09-09-15 DRO/ORO  
QLast Update : Fri Feb 28 16:32:12 2020  
Response via : Initial Calibration  
Integrator: ChemStation 6890 Scale Mode: Large solvent peaks clipped

Volume Inj. :  
Signal Phase :  
Signal Info :



Data Path : R:\2\DATA\022820\  
 Data File : 02282026.D  
 Signal(s) : FID2B.CH  
 Acq On : 28 Feb 2020 7:53 pm  
 Operator : GCSVOC-Dhiren  
 Sample : IDMP-4  
 Misc : Aqueous  
 ALS Vial : 23 Sample Multiplier: 1

Integration File: EVENTS.E  
 Quant Time: Mar 02 17:13:32 2020  
 Quant Method : Z:\HPCHEM\2\METHODS\022820DRO-ORO.M  
 Quant Title : DRO-ORO 09-09-15 DRO/ORO  
 QLast Update : Fri Feb 28 16:32:12 2020  
 Response via : Initial Calibration  
 Integrator: ChemStation 6890 Scale Mode: Large solvent peaks clipped

Volume Inj. :  
 Signal Phase :  
 Signal Info :

Compound	R.T.	Response	Conc Units
-----			
System Monitoring Compounds			
4) S n-Eicosane	8.829	31436564	16.329 ug/mLm
8) S1 Squalene	11.557	23789040	14.298 ug/mL
Target Compounds			
1) H DRO C10-C20	5.050	742816530	482.632 ug/mLm
2) H DRO C10-C25	5.150	941270827	529.465 ug/mLm
3) H DRO C10-C28	6.850	1177228583	644.300 ug/mLm
5) H1 ORO C20-C34	9.230	605077429	471.476 ug/mLm
6) H1 ORO C25-C36	10.700	774337812	504.641 ug/mLm
7) H1 DRO C10-C36	0.000	0	N.D. ug/mL
-----			

(f)=RT Delta > 1/2 Window

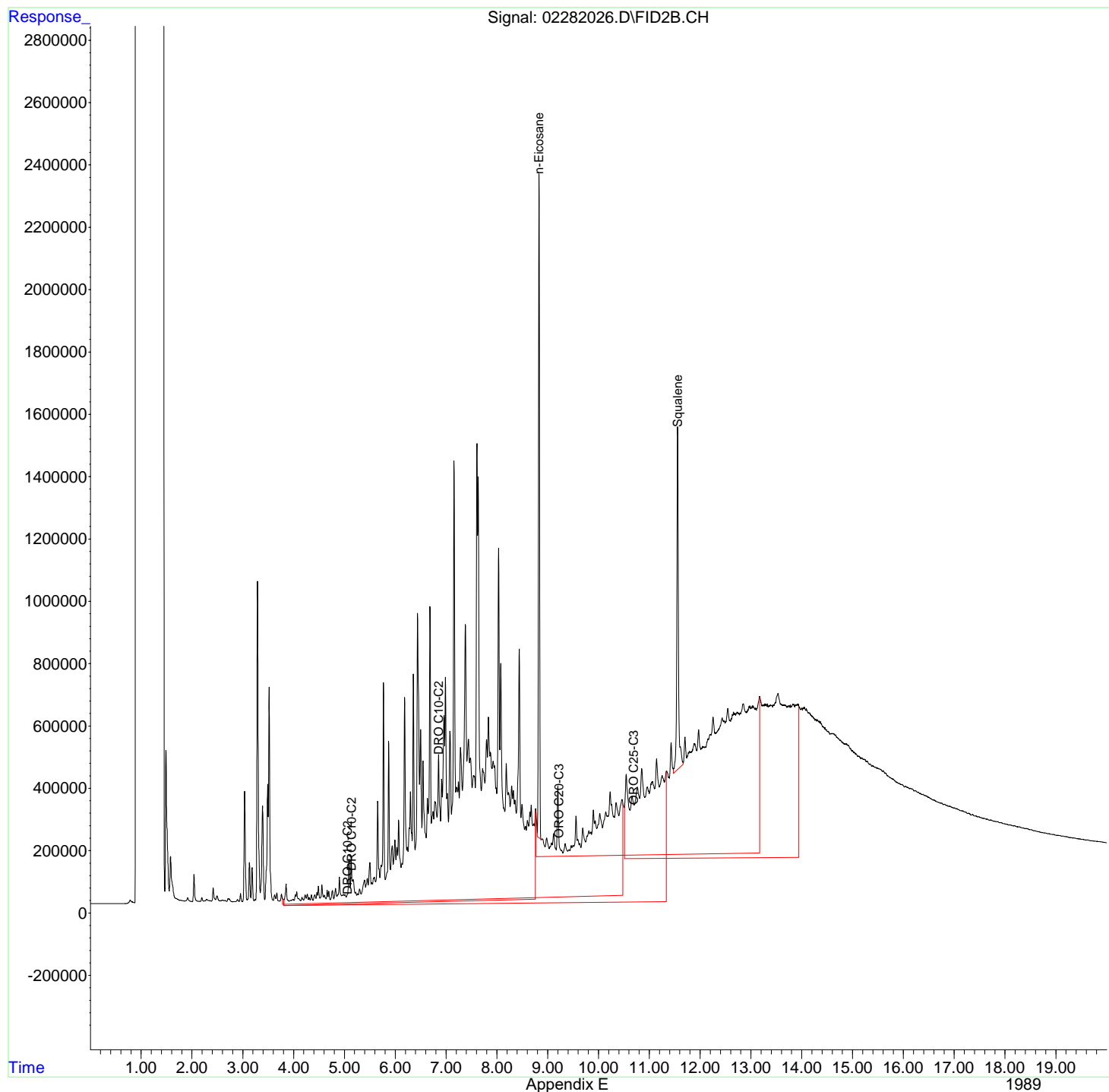
(m)=manual int.



Data Path : R:\2\DATA\022820\  
Data File : 02282026.D  
Signal(s) : FID2B.CH  
Acq On : 28 Feb 2020 7:53 pm  
Operator : GCSVOC-Dhiren  
Sample : IDMP-4  
Misc : Aqueous  
ALS Vial : 23 Sample Multiplier: 1

Integration File: EVENTS.E  
Quant Time: Mar 02 17:13:32 2020  
Quant Method : Z:\HPCHEM\2\METHODS\022820DRO-ORO.M  
Quant Title : DRO-ORO 09-09-15 DRO/ORO  
QLast Update : Fri Feb 28 16:32:12 2020  
Response via : Initial Calibration  
Integrator: ChemStation 6890 Scale Mode: Large solvent peaks clipped

Volume Inj. :  
Signal Phase :  
Signal Info :



Data Path : R:\2\DATA\022820\  
 Data File : 02282027.D  
 Signal(s) : FID2B.CH  
 Acq On : 28 Feb 2020 8:20 pm  
 Operator : GCSVOC-Dhiren  
 Sample : MB-5117  
 Misc :  
 ALS Vial : 24 Sample Multiplier: 1

Integration File: EVENTS.E  
 Quant Time: Mar 02 10:26:44 2020  
 Quant Method : Z:\HPCHEM\2\METHODS\022820DRO-ORO.M  
 Quant Title : DRO-ORO 09-09-15 DRO/ORO  
 QLast Update : Fri Feb 28 16:32:12 2020  
 Response via : Initial Calibration  
 Integrator: ChemStation 6890 Scale Mode: Large solvent peaks clipped

Volume Inj. :  
 Signal Phase :  
 Signal Info :

Compound	R.T.	Response	Conc Units
-----			
System Monitoring Compounds			
4) S n-Eicosane	8.830	26537184	13.690 ug/mL
8) S1 Squalene	11.558	24076619	14.480 ug/mL
Target Compounds			
1) H DRO C10-C20	0.000	0	N.D. ug/mL
2) H DRO C10-C25	0.000	0	N.D. ug/mL
3) H DRO C10-C28	0.000	0	N.D. ug/mL
5) H1 ORO C20-C34	0.000	0	N.D. ug/mL
6) H1 ORO C25-C36	0.000	0	N.D. ug/mL
7) H1 DRO C10-C36	0.000	0	N.D. ug/mL
-----			

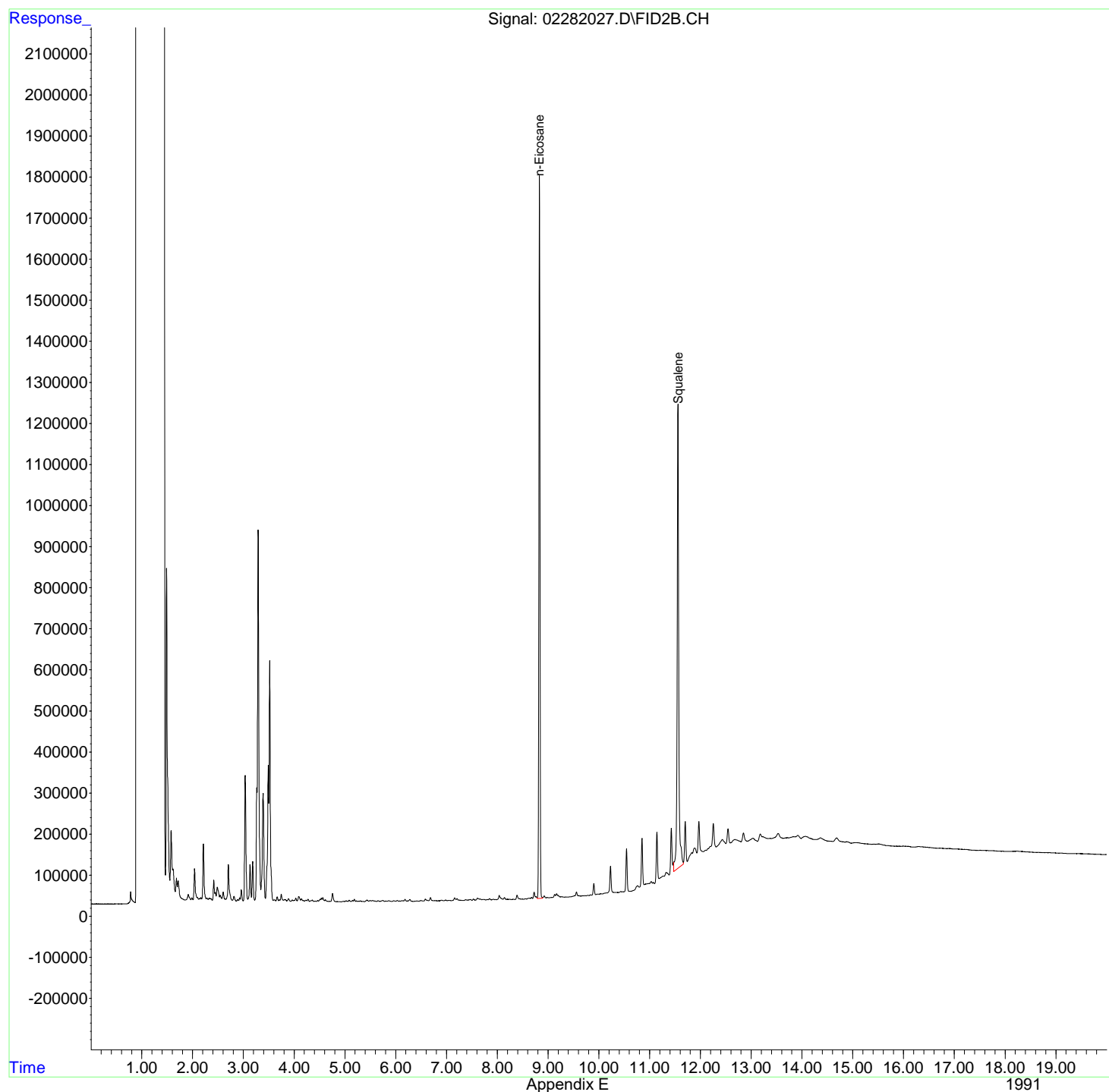
(f)=RT Delta > 1/2 Window

(m)=manual int.

Data Path : R:\2\DATA\022820\  
Data File : 02282027.D  
Signal(s) : FID2B.CH  
Acq On : 28 Feb 2020 8:20 pm  
Operator : GCSVOC-Dhiren  
Sample : MB-5117  
Misc :  
ALS Vial : 24 Sample Multiplier: 1

Integration File: EVENTS.E  
Quant Time: Mar 02 10:26:44 2020  
Quant Method : Z:\HPCHEM\2\METHODS\022820DRO-ORO.M  
Quant Title : DRO-ORO 09-09-15 DRO/ORO  
QLast Update : Fri Feb 28 16:32:12 2020  
Response via : Initial Calibration  
Integrator: ChemStation 6890 Scale Mode: Large solvent peaks clipped

Volume Inj. :  
Signal Phase :  
Signal Info :



Data Path : R:\2\DATA\022820\  
 Data File : 02282028.D  
 Signal(s) : FID2B.CH  
 Acq On : 28 Feb 2020 8:48 pm  
 Operator : GCSVOC-Dhiren  
 Sample : LOQ  
 Misc :  
 ALS Vial : 25 Sample Multiplier: 1

Integration File: EVENTS.E  
 Quant Time: Mar 02 10:48:01 2020  
 Quant Method : Z:\HPCHEM\2\METHODS\022820DRO-ORO.M  
 Quant Title : DRO-ORO 09-09-15 DRO/ORO  
 QLast Update : Fri Feb 28 16:32:12 2020  
 Response via : Initial Calibration  
 Integrator: ChemStation 6890 Scale Mode: Large solvent peaks clipped

Volume Inj. :  
 Signal Phase :  
 Signal Info :

Compound	R.T.	Response	Conc Units
-----			
System Monitoring Compounds			
4) S n-Eicosane	8.829	26762169	13.811 ug/mL
8) S1 Squalene	11.558	25195002	15.187 ug/mL
Target Compounds			
1) H DRO C10-C20	5.050	71978557	32.031 ug/mLm
2) H DRO C10-C25	5.150	101066088	45.954 ug/mLm
3) H DRO C10-C28	6.850	115497266	46.169 ug/mL
5) H1 ORO C20-C34	9.230	266009511	155.785 ug/mLm
6) H1 ORO C25-C36	10.700	322208731	150.563 ug/mLm
7) H1 DRO C10-C36	0.000	0	N.D. ug/mL
-----			

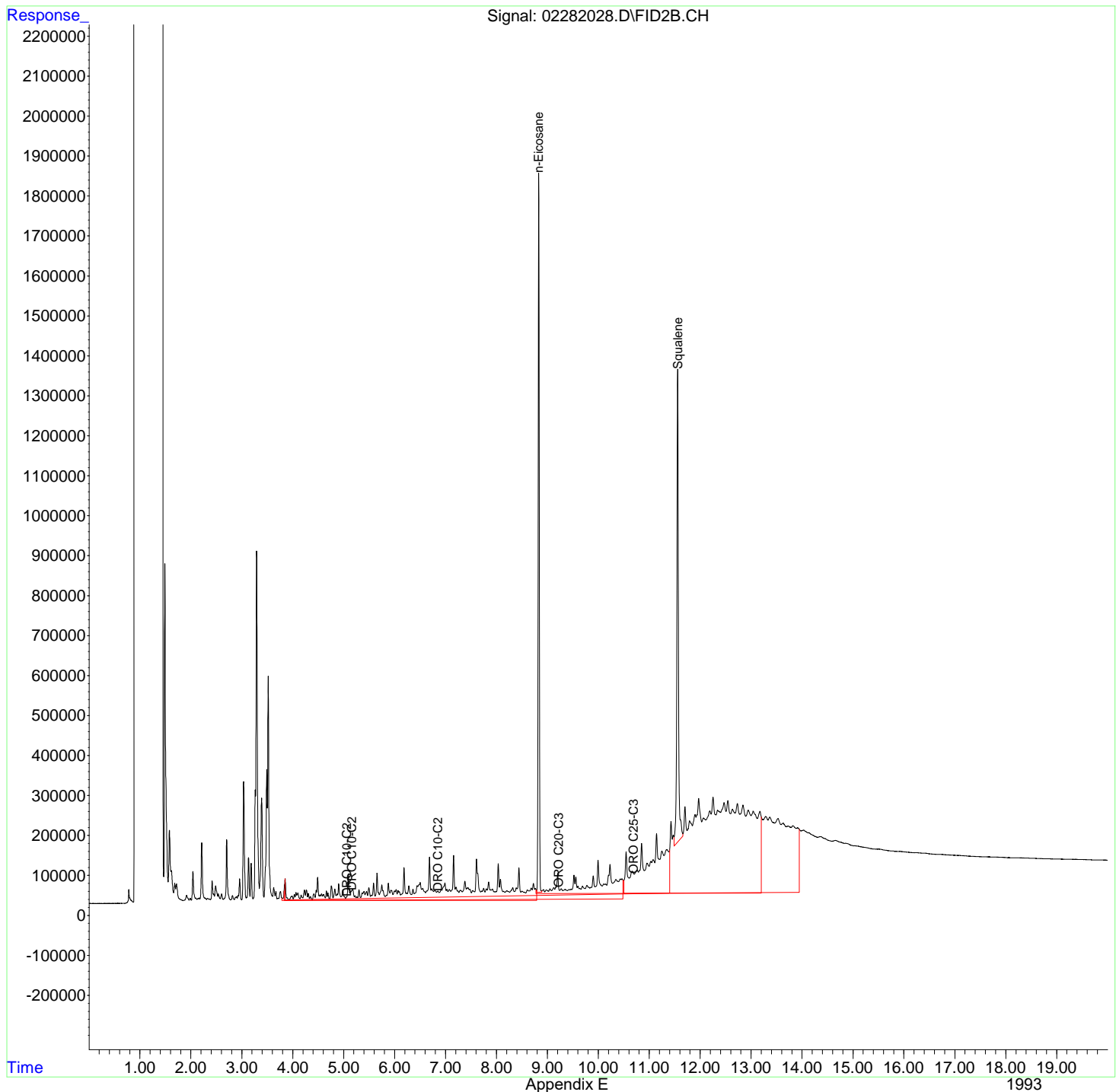
(f)=RT Delta > 1/2 Window

(m)=manual int.

Data Path : R:\2\DATA\022820\  
Data File : 02282028.D  
Signal(s) : FID2B.CH  
Acq On : 28 Feb 2020 8:48 pm  
Operator : GCSVOC-Dhiren  
Sample : LOQ  
Misc :  
ALS Vial : 25 Sample Multiplier: 1

Integration File: EVENTS.E  
Quant Time: Mar 02 10:48:01 2020  
Quant Method : Z:\HPCHEM\2\METHODS\022820DRO-ORO.M  
Quant Title : DRO-ORO 09-09-15 DRO/ORO  
QLast Update : Fri Feb 28 16:32:12 2020  
Response via : Initial Calibration  
Integrator: ChemStation 6890 Scale Mode: Large solvent peaks clipped

Volume Inj. :  
Signal Phase :  
Signal Info :



Data Path : R:\2\DATA\022820\  
 Data File : 02282029.D  
 Signal(s) : FID2B.CH  
 Acq On : 28 Feb 2020 9:15 pm  
 Operator : GCSVOC-Dhiren  
 Sample : IDMP-1-GDI  
 Misc :  
 ALS Vial : 26 Sample Multiplier: 1

Integration File: EVENTS.E  
 Quant Time: Mar 02 10:35:24 2020  
 Quant Method : Z:\HPCHEM\2\METHODS\022820DRO-ORO.M  
 Quant Title : DRO-ORO 09-09-15 DRO/ORO  
 QLast Update : Fri Feb 28 16:32:12 2020  
 Response via : Initial Calibration  
 Integrator: ChemStation 6890 Scale Mode: Large solvent peaks clipped

Volume Inj. :  
 Signal Phase :  
 Signal Info :

Compound	R.T.	Response	Conc Units
-----			
System Monitoring Compounds			
4) S n-Eicosane	8.829	29038834	15.037 ug/mLm
8) S1 Squalene	11.557	23409010	14.057 ug/mLm
Target Compounds			
1) H DRO C10-C20	5.050	587430917	378.260 ug/mLm
2) H DRO C10-C25	5.150	693666730	386.977 ug/mLm
3) H DRO C10-C28	6.850	818397908	442.151 ug/mLm
5) H1 ORO C20-C34	9.230	687252669	547.985 ug/mLm
6) H1 ORO C25-C36	10.700	849504635	563.507 ug/mLm
7) H1 DRO C10-C36	0.000	0	N.D. ug/mL
-----			

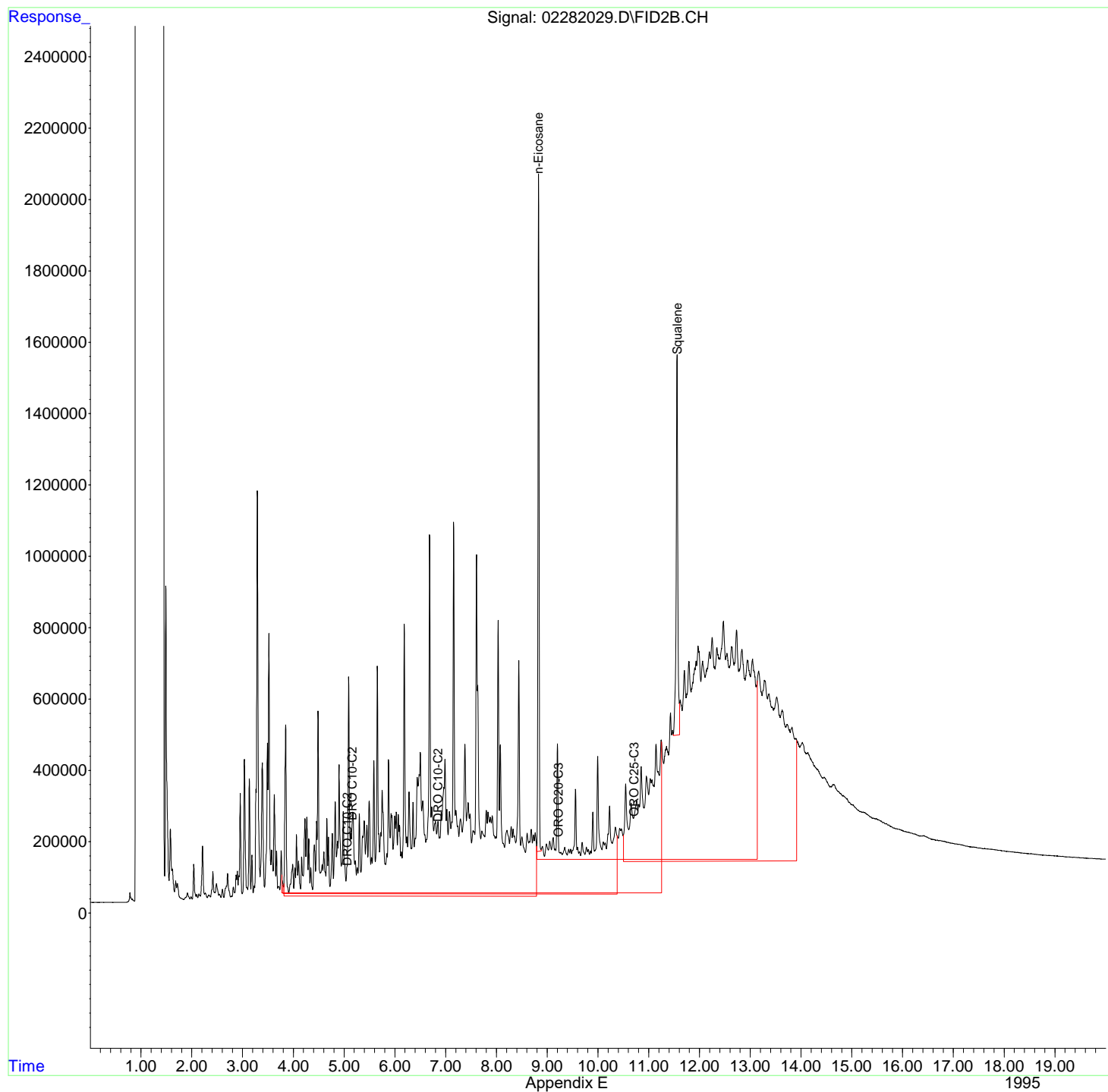
(f)=RT Delta > 1/2 Window

(m)=manual int.

Data Path : R:\2\DATA\022820\  
Data File : 02282029.D  
Signal(s) : FID2B.CH  
Acq On : 28 Feb 2020 9:15 pm  
Operator : GCSVOC-Dhiren  
Sample : IDMP-1-GDI  
Misc :  
ALS Vial : 26 Sample Multiplier: 1

Integration File: EVENTS.E  
Quant Time: Mar 02 10:35:24 2020  
Quant Method : Z:\HPCHEM\2\METHODS\022820DRO-ORO.M  
Quant Title : DRO-ORO 09-09-15 DRO/ORO  
QLast Update : Fri Feb 28 16:32:12 2020  
Response via : Initial Calibration  
Integrator: ChemStation 6890 Scale Mode: Large solvent peaks clipped

Volume Inj. :  
Signal Phase :  
Signal Info :



Data Path : R:\2\DATA\022820\  
 Data File : 02282030.D  
 Signal(s) : FID2B.CH  
 Acq On : 28 Feb 2020 9:42 pm  
 Operator : GCSVOC-Dhiren  
 Sample : IDMP-2-GDI  
 Misc :  
 ALS Vial : 27 Sample Multiplier: 1

Integration File: EVENTS.E  
 Quant Time: Mar 02 10:42:37 2020  
 Quant Method : Z:\HPCHEM\2\METHODS\022820DRO-ORO.M  
 Quant Title : DRO-ORO 09-09-15 DRO/ORO  
 QLast Update : Fri Feb 28 16:32:12 2020  
 Response via : Initial Calibration  
 Integrator: ChemStation 6890 Scale Mode: Large solvent peaks clipped

Volume Inj. :  
 Signal Phase :  
 Signal Info :

Compound	R.T.	Response	Conc Units
-----			
System Monitoring Compounds			
4) S n-Eicosane	8.829	31818524	16.534 ug/mLm
8) S1 Squalene	11.557	24978523	15.050 ug/mLm
Target Compounds			
1) H DRO C10-C20	5.050	375628225	235.992 ug/mLm
2) H DRO C10-C25	5.150	398746151	217.259 ug/mLm
3) H DRO C10-C28	6.850	495691911	260.353 ug/mLm
5) H1 ORO C20-C34	9.230	472622116	348.153 ug/mLm
6) H1 ORO C25-C36	10.700	555156929	332.993 ug/mLm
7) H1 DRO C10-C36	0.000	0	N.D. ug/mL
-----			

(f)=RT Delta > 1/2 Window

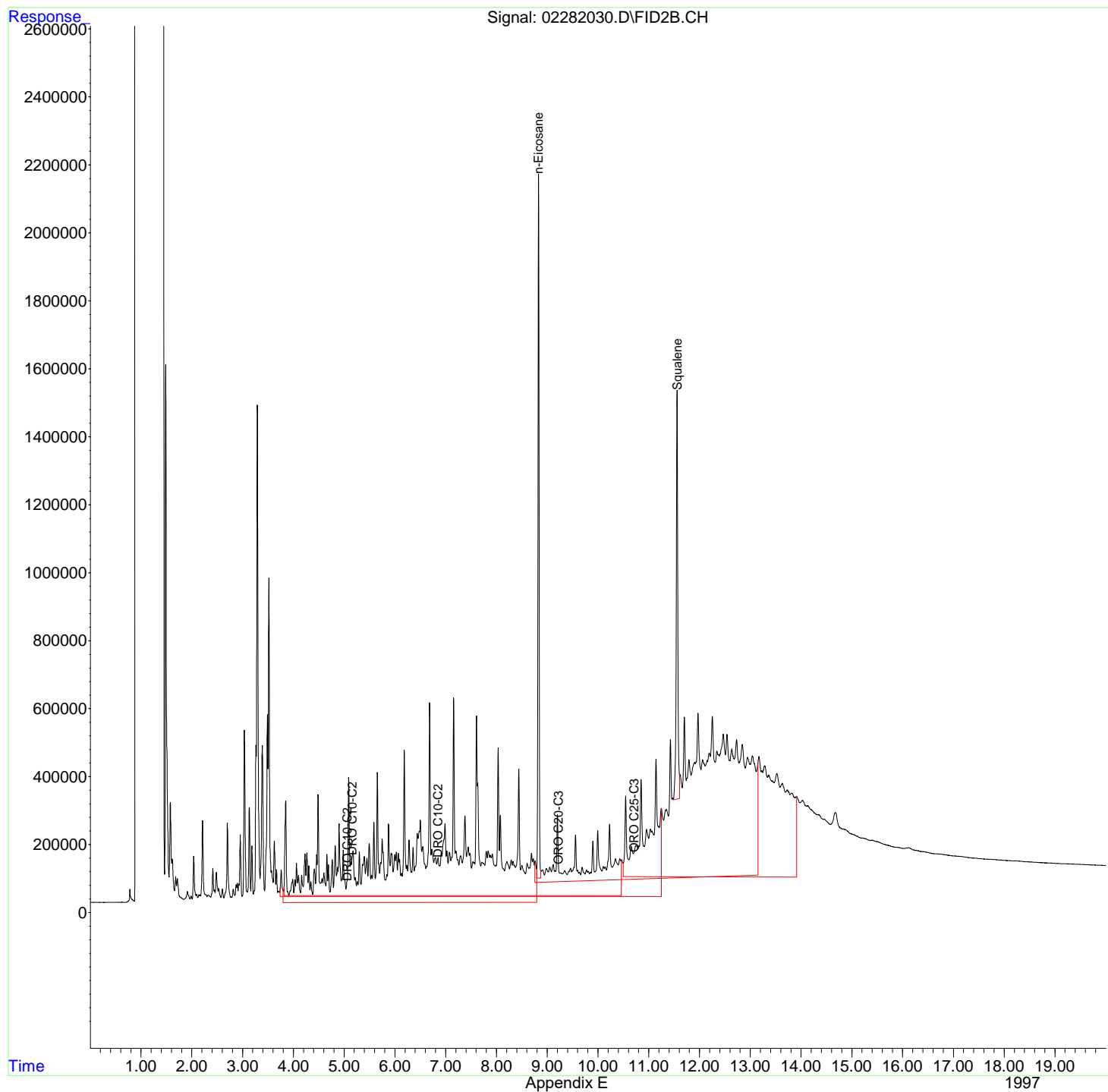
(m)=manual int.



Data Path : R:\2\DATA\022820\  
Data File : 02282030.D  
Signal(s) : FID2B.CH  
Acq On : 28 Feb 2020 9:42 pm  
Operator : GCSVOC-Dhiren  
Sample : IDMP-2-GDI  
Misc :  
ALS Vial : 27 Sample Multiplier: 1

Integration File: EVENTS.E  
Quant Time: Mar 02 10:42:37 2020  
Quant Method : Z:\HPCHEM\2\METHODS\022820DRO-ORO.M  
Quant Title : DRO-ORO 09-09-15 DRO/ORO  
QLast Update : Fri Feb 28 16:32:12 2020  
Response via : Initial Calibration  
Integrator: ChemStation 6890 Scale Mode: Large solvent peaks clipped

Volume Inj. :  
Signal Phase :  
Signal Info :



Data Path : R:\2\DATA\022820\  
 Data File : 02282031.D  
 Signal(s) : FID2B.CH  
 Acq On : 28 Feb 2020 10:09 pm  
 Operator : GCSVOC-Dhiren  
 Sample : IDMP-3-GDI  
 Misc :  
 ALS Vial : 28 Sample Multiplier: 1

Integration File: EVENTS.E  
 Quant Time: Mar 02 10:39:38 2020  
 Quant Method : Z:\HPCHEM\2\METHODS\022820DRO-ORO.M  
 Quant Title : DRO-ORO 09-09-15 DRO/ORO  
 QLast Update : Fri Feb 28 16:32:12 2020  
 Response via : Initial Calibration  
 Integrator: ChemStation 6890 Scale Mode: Large solvent peaks clipped

Volume Inj. :  
 Signal Phase :  
 Signal Info :

Compound	R.T.	Response	Conc Units
-----			
System Monitoring Compounds			
4) S n-Eicosane	8.828	33426373	17.400 ug/mLm
8) S1 Squalene	11.557	26140068	15.785 ug/mLm
Target Compounds			
1) H DRO C10-C20	5.050	637430767	411.844 ug/mLm
2) H DRO C10-C25	5.150	770319312	431.088 ug/mLm
3) H DRO C10-C28	6.850	916524765	497.431 ug/mLm
5) H1 ORO C20-C34	9.230	840080245	690.276 ug/mLm
6) H1 ORO C25-C36	10.700	937856834	632.699 ug/mLm
7) H1 DRO C10-C36	0.000	0	N.D. ug/mL
-----			

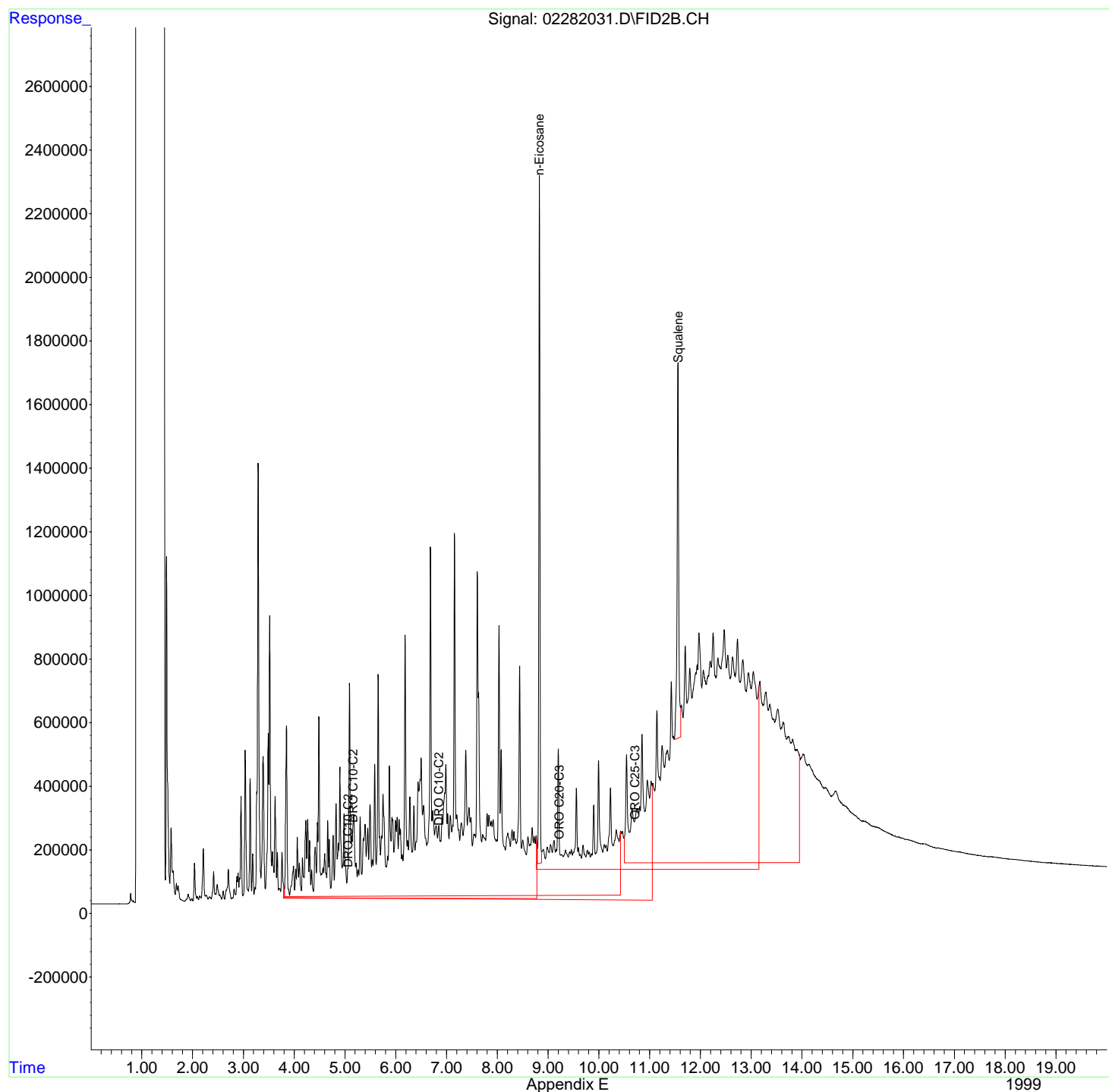
(f)=RT Delta > 1/2 Window

(m)=manual int.

Data Path : R:\2\DATA\022820\  
Data File : 02282031.D  
Signal(s) : FID2B.CH  
Acq On : 28 Feb 2020 10:09 pm  
Operator : GCSVOC-Dhiren  
Sample : IDMP-3-GDI  
Misc :  
ALS Vial : 28 Sample Multiplier: 1

Integration File: EVENTS.E  
Quant Time: Mar 02 10:39:38 2020  
Quant Method : Z:\HPCHEM\2\METHODS\022820DRO-ORO.M  
Quant Title : DRO-ORO 09-09-15 DRO/ORO  
QLast Update : Fri Feb 28 16:32:12 2020  
Response via : Initial Calibration  
Integrator: ChemStation 6890 Scale Mode: Large solvent peaks clipped

Volume Inj. :  
Signal Phase :  
Signal Info :



Data Path : R:\2\DATA\022820\  
 Data File : 02282032.D  
 Signal(s) : FID2B.CH  
 Acq On : 28 Feb 2020 10:37 pm  
 Operator : GCSVOC-Dhiren  
 Sample : IDMP-4-GDI  
 Misc :  
 ALS Vial : 29 Sample Multiplier: 1

Integration File: EVENTS.E  
 Quant Time: Mar 02 10:41:08 2020  
 Quant Method : Z:\HPCHEM\2\METHODS\022820DRO-ORO.M  
 Quant Title : DRO-ORO 09-09-15 DRO/ORO  
 QLast Update : Fri Feb 28 16:32:12 2020  
 Response via : Initial Calibration  
 Integrator: ChemStation 6890 Scale Mode: Large solvent peaks clipped

Volume Inj. :  
 Signal Phase :  
 Signal Info :

Compound	R.T.	Response	Conc Units
-----			
System Monitoring Compounds			
4) S n-Eicosane	8.828	30468285	15.807 ug/mLm
8) S1 Squalene	11.558	24830471	14.957 ug/mLm
Target Compounds			
1) H DRO C10-C20	5.050	595212838	383.487 ug/mLm
2) H DRO C10-C25	5.150	738456796	412.752 ug/mLm
3) H DRO C10-C28	6.850	905226792	491.067 ug/mLm
5) H1 ORO C20-C34	9.230	748249767	604.777 ug/mLm
6) H1 ORO C25-C36	10.700	894602607	598.825 ug/mLm
7) H1 DRO C10-C36	0.000	0	N.D. ug/mL
-----			

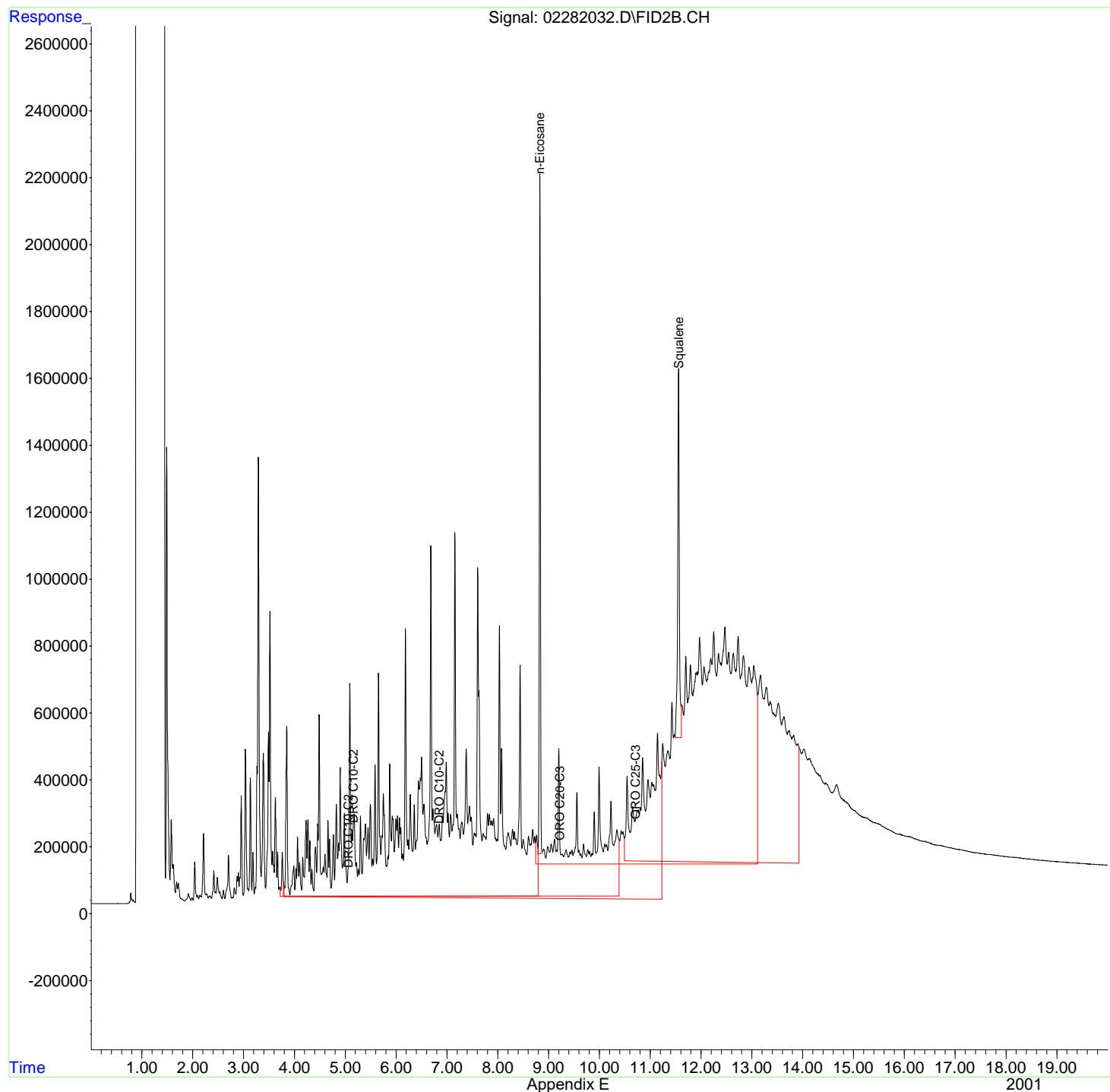
(f)=RT Delta > 1/2 Window

(m)=manual int.

Data Path : R:\2\DATA\022820\  
Data File : 02282032.D  
Signal(s) : FID2B.CH  
Acq On : 28 Feb 2020 10:37 pm  
Operator : GCSVOC-Dhiren  
Sample : IDMP-4-GDI  
Misc :  
ALS Vial : 29 Sample Multiplier: 1

Integration File: EVENTS.E  
Quant Time: Mar 02 10:41:08 2020  
Quant Method : Z:\HPCHEM\2\METHODS\022820DRO-ORO.M  
Quant Title : DRO-ORO 09-09-15 DRO/ORO  
QLast Update : Fri Feb 28 16:32:12 2020  
Response via : Initial Calibration  
Integrator: ChemStation 6890 Scale Mode: Large solvent peaks clipped

Volume Inj. :  
Signal Phase :  
Signal Info :



Data Path : R:\2\DATA\022820\  
 Data File : 02282033.D  
 Signal(s) : FID2B.CH  
 Acq On : 28 Feb 2020 11:04 pm  
 Operator : GCSVOC-Dhiren  
 Sample : CCB-022820-1  
 Misc :  
 ALS Vial : 2 Sample Multiplier: 1

Integration File: EVENTS.E  
 Quant Time: Mar 02 10:29:05 2020  
 Quant Method : Z:\HPCHEM\2\METHODS\022820DRO-ORO.M  
 Quant Title : DRO-ORO 09-09-15 DRO/ORO  
 QLast Update : Fri Feb 28 16:32:12 2020  
 Response via : Initial Calibration  
 Integrator: ChemStation 6890 Scale Mode: Large solvent peaks clipped

Volume Inj. :  
 Signal Phase :  
 Signal Info :

Compound	R.T.	Response	Conc	Units
-----				
System Monitoring Compounds				
4) S n-Eicosane	8.829	31384608	16.301	ug/mL
8) S1 Squalene	11.556	24293507	14.617	ug/mLm
Target Compounds				
1) H DRO C10-C20	5.050	-6355861	N.D.	ug/mL
2) H DRO C10-C25	0.000	0	N.D.	ug/mL
3) H DRO C10-C28	0.000	0	N.D.	ug/mL
5) H1 ORO C20-C34	0.000	0	N.D.	ug/mL
6) H1 ORO C25-C36	0.000	0	N.D.	ug/mL
7) H1 DRO C10-C36	0.000	0	N.D.	ug/mL
-----				

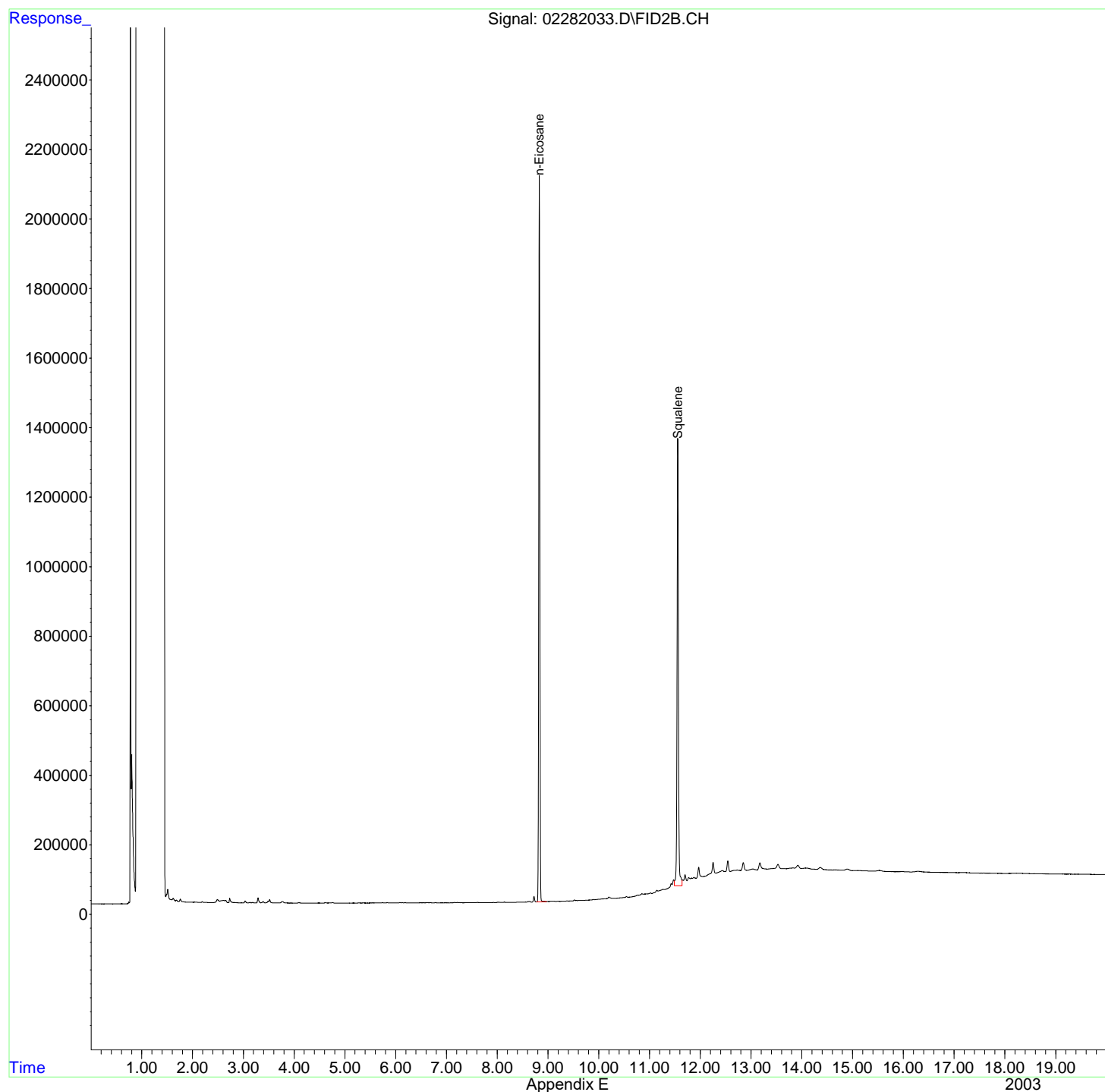
(f)=RT Delta > 1/2 Window

(m)=manual int.

Data Path : R:\2\DATA\022820\  
Data File : 02282033.D  
Signal(s) : FID2B.CH  
Acq On : 28 Feb 2020 11:04 pm  
Operator : GCSVOC-Dhiren  
Sample : CCB-022820-1  
Misc :  
ALS Vial : 2 Sample Multiplier: 1

Integration File: EVENTS.E  
Quant Time: Mar 02 10:29:05 2020  
Quant Method : Z:\HPCHEM\2\METHODS\022820DRO-ORO.M  
Quant Title : DRO-ORO 09-09-15 DRO/ORO  
QLast Update : Fri Feb 28 16:32:12 2020  
Response via : Initial Calibration  
Integrator: ChemStation 6890 Scale Mode: Large solvent peaks clipped

Volume Inj. :  
Signal Phase :  
Signal Info :



Data Path : R:\2\DATA\022820\  
Data File : 02282034.D  
Signal(s) : FID2B.CH  
Acq On : 28 Feb 2020 11:31 pm  
Operator : GCSVOC-Dhiren  
Sample : CCV-DRO-022820-1  
Misc :  
ALS Vial : 30 Sample Multiplier: 1

Integration File: EVENTS.E  
Quant Time: Mar 02 10:31:34 2020  
Quant Method : Z:\HPCHEM\2\METHODS\022820DRO-ORO.M  
Quant Title : DRO-ORO 09-09-15 DRO/ORO  
QLast Update : Fri Feb 28 16:32:12 2020  
Response via : Initial Calibration  
Integrator: ChemStation 6890 Scale Mode: Large solvent peaks clipped

Volume Inj. :  
Signal Phase :  
Signal Info :

Min. RRF : 0.000 Min. Rel. Area : 50% Max. R.T. Dev 0.50min  
Max. RRF Dev : 15% Max. Rel. Area : 150%

	Compound	Amount	Calc.	%Dev	Area%	Dev (Min)
1 H	DRO C10-C20	1000.000	1054.409	-5.4	0	0.00
2 H	DRO C10-C25	1000.000	1016.055	-1.6	0	0.00
3 H	DRO C10-C28	1000.000	1006.425	-0.6	0	0.00
5 H1	ORO C20-C34	1000.000	-91.621	109.2#	0	-9.23#
6 H1	ORO C25-C36	1000.000	-101.548	110.2#	0	-10.70#
7 H1	DRO C10-C36	1000.000	1016.992	-1.7	0	0.00
8 S1	Squalene	20.000	20.536	-2.7	0	0.00

Evaluate Continuing Calibration Report - Not Found

4 S	n-Eicosane	10.000	0.000	100.0#	0	-8.83#
-----	------------	--------	-------	--------	---	--------

(#) = Out of Range

SPCC's out = 0 CCC's out = 0



Data Path : R:\2\DATA\022820\  
 Data File : 02282034.D  
 Signal(s) : FID2B.CH  
 Acq On : 28 Feb 2020 11:31 pm  
 Operator : GCSVOC-Dhiren  
 Sample : CCV-DRO-022820-1  
 Misc :  
 ALS Vial : 30 Sample Multiplier: 1

Integration File: EVENTS.E  
 Quant Time: Mar 02 10:31:34 2020  
 Quant Method : Z:\HPCHEM\2\METHODS\022820DRO-ORO.M  
 Quant Title : DRO-ORO 09-09-15 DRO/ORO  
 QLast Update : Fri Feb 28 16:32:12 2020  
 Response via : Initial Calibration  
 Integrator: ChemStation 6890 Scale Mode: Large solvent peaks clipped

Volume Inj. :  
 Signal Phase :  
 Signal Info :

Compound	R.T.	Response	Conc	Units
-----				
System Monitoring Compounds				
4) S n-Eicosane	0.000	0	N.D.	ug/mL
8) S1 Squalene	11.557	33648041	20.536	ug/mLm
Target Compounds				
1) H DRO C10-C20	5.050	1594058426	1054.409	ug/mLm
2) H DRO C10-C25	5.150	1786828192	1016.055	ug/mLm
3) H DRO C10-C28	6.850	1820031895	1006.425	ug/mLm
5) H1 ORO C20-C34	0.000	0	N.D.	ug/mL
6) H1 ORO C25-C36	0.000	0	N.D.	ug/mL
7) H1 DRO C10-C36	8.400	1954399885	1016.992	ug/mLm
-----				

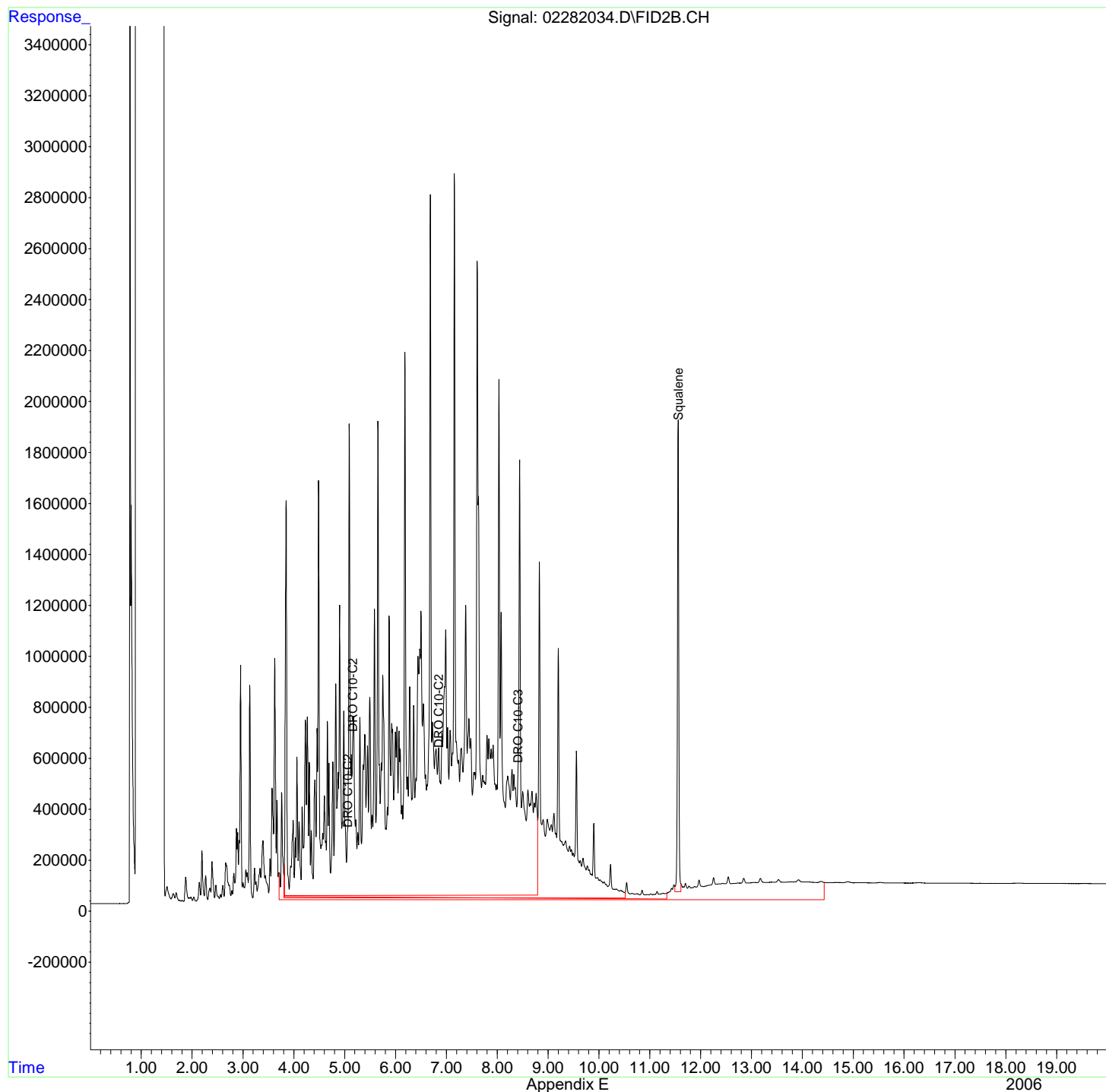
(f)=RT Delta > 1/2 Window

(m)=manual int.

Data Path : R:\2\DATA\022820\  
Data File : 02282034.D  
Signal(s) : FID2B.CH  
Acq On : 28 Feb 2020 11:31 pm  
Operator : GCSVOC-Dhiren  
Sample : CCV-DRO-022820-1  
Misc :  
ALS Vial : 30 Sample Multiplier: 1

Integration File: EVENTS.E  
Quant Time: Mar 02 10:31:34 2020  
Quant Method : Z:\HPCHEM\2\METHODS\022820DRO-ORO.M  
Quant Title : DRO-ORO 09-09-15 DRO/ORO  
QLast Update : Fri Feb 28 16:32:12 2020  
Response via : Initial Calibration  
Integrator: ChemStation 6890 Scale Mode: Large solvent peaks clipped

Volume Inj. :  
Signal Phase :  
Signal Info :



Data Path : R:\2\DATA\022820\  
 Data File : 02282035.D  
 Signal(s) : FID2B.CH  
 Acq On : 28 Feb 2020 11:58 pm  
 Operator : GCSVOC-Dhiren  
 Sample : CCV-ORO-022820-1  
 Misc :  
 ALS Vial : 31 Sample Multiplier: 1

Integration File: EVENTS.E  
 Quant Time: Mar 02 10:33:06 2020  
 Quant Method : Z:\HPCHEM\2\METHODS\022820DRO-ORO.M  
 Quant Title : DRO-ORO 09-09-15 DRO/ORO  
 QLast Update : Fri Feb 28 16:32:12 2020  
 Response via : Initial Calibration  
 Integrator: ChemStation 6890 Scale Mode: Large solvent peaks clipped

Volume Inj. :  
 Signal Phase :  
 Signal Info :

Min. RRF : 0.000 Min. Rel. Area : 50% Max. R.T. Dev 0.50min  
 Max. RRF Dev : 15% Max. Rel. Area : 150%

	Compound	Amount	Calc.	%Dev	Area%	Dev (Min)
4 S	n-Eicosane	10.000	10.263	-2.6	0	0.00
5 H1	ORO C20-C34	1000.000	970.544	2.9	0	0.00
6 H1	ORO C25-C36	1000.000	949.992	5.0	0	0.00
7 H1	DRO C10-C36	1000.000	-110.511	111.1#	0	-8.40#

Evaluate Continuing Calibration Report - Not Finds

1 H	DRO C10-C20	1000.000	0.000	100.0#	0	-5.05#
2 H	DRO C10-C25	1000.000	0.000	100.0#	0	-5.15#
3 H	DRO C10-C28	1000.000	0.000	100.0#	0	-6.85#
8 S1	Squalene	20.000	0.000	100.0#	0	-11.56#

(#) = Out of Range

SPCC's out = 0 CCC's out = 0

Data Path : R:\2\DATA\022820\  
 Data File : 02282035.D  
 Signal(s) : FID2B.CH  
 Acq On : 28 Feb 2020 11:58 pm  
 Operator : GCSVOC-Dhiren  
 Sample : CCV-ORO-022820-1  
 Misc :  
 ALS Vial : 31 Sample Multiplier: 1

Integration File: EVENTS.E  
 Quant Time: Mar 02 10:33:06 2020  
 Quant Method : Z:\HPCHEM\2\METHODS\022820DRO-ORO.M  
 Quant Title : DRO-ORO 09-09-15 DRO/ORO  
 QLast Update : Fri Feb 28 16:32:12 2020  
 Response via : Initial Calibration  
 Integrator: ChemStation 6890 Scale Mode: Large solvent peaks clipped

Volume Inj. :  
 Signal Phase :  
 Signal Info :

Compound	R.T.	Response	Conc Units
-----			
System Monitoring Compounds			
4) S n-Eicosane	8.828	20175598	10.263 ug/mL
8) S1 Squalene	0.000	0	N.D. ug/mL
Target Compounds			
1) H DRO C10-C20	0.000	0	N.D. ug/mL
2) H DRO C10-C25	0.000	0	N.D. ug/mL
3) H DRO C10-C28	0.000	0	N.D. ug/mL
5) H1 ORO C20-C34	9.230	1141102039	970.544 ug/mLm
6) H1 ORO C25-C36	10.700	1343014214	949.992 ug/mLm
7) H1 DRO C10-C36	0.000	0	N.D. ug/mL
-----			

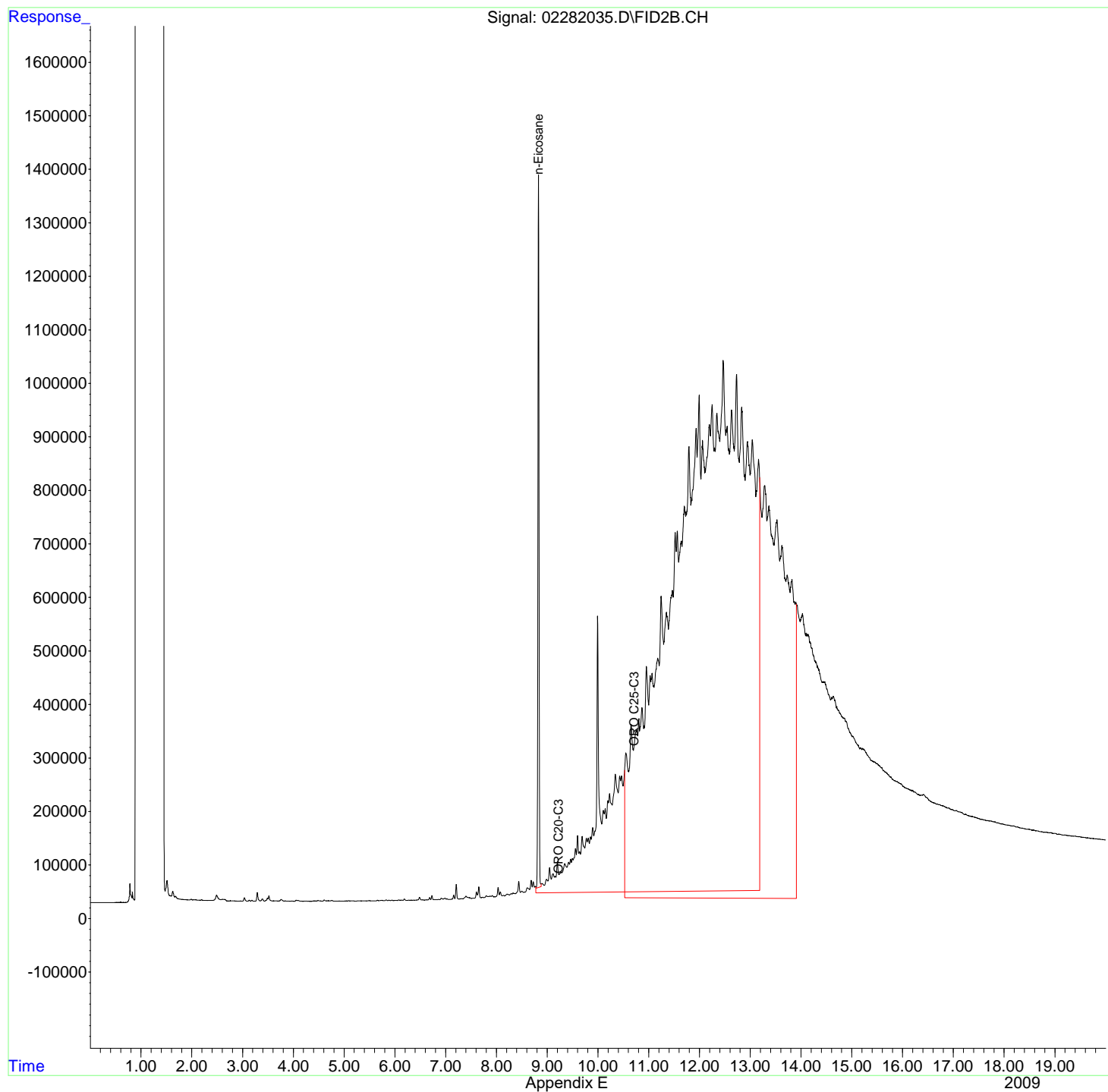
(f)=RT Delta > 1/2 Window

(m)=manual int.

Data Path : R:\2\DATA\022820\  
Data File : 02282035.D  
Signal(s) : FID2B.CH  
Acq On : 28 Feb 2020 11:58 pm  
Operator : GCSVOC-Dhiren  
Sample : CCV-ORO-022820-1  
Misc :  
ALS Vial : 31 Sample Multiplier: 1

Integration File: EVENTS.E  
Quant Time: Mar 02 10:33:06 2020  
Quant Method : Z:\HPCHEM\2\METHODS\022820DRO-ORO.M  
Quant Title : DRO-ORO 09-09-15 DRO/ORO  
QLast Update : Fri Feb 28 16:32:12 2020  
Response via : Initial Calibration  
Integrator: ChemStation 6890 Scale Mode: Large solvent peaks clipped

Volume Inj. :  
Signal Phase :  
Signal Info :



# PREP REPORT - BATCH ID 51991

Prep Start Date: 7/2/2020 2:40 PM

Prep End Date: 7/6/2020 4:50 PM

Initial Temp: °C

Prep Code: SW\_3550-DRO

Final Temp: °C

Technician: Prerana A Gandhi

Prep Factor Units: mL / Kg

Sample ID	Client Sample ID	Matrix	pH1	pH2	Samp Amt	Sol Added	Sol Recov	Fin Vol	factor	Prep Start	Prep End
MB-51991		Solid			0.03004	0	0	1	33.289	7/2/2020	7/6/2020
LCS-51991		Solid			0.03008	0	0	1	33.245	7/2/2020	7/6/2020
LCSD-51991		Solid			0.03003	0	0	1	33.300	7/2/2020	7/6/2020
2006454-021A	TAFBS-S-57	Soil			0.03009	0	0	1	33.234	7/2/2020	7/6/2020
2006454-022A	TAFBS-S-56	Soil			0.03008	0	0	1	33.245	7/2/2020	7/6/2020
2006454-023A	TAFBS-S-55	Soil			0.03007	0	0	1	33.256	7/2/2020	7/6/2020
2006454-024A	TAFBS-S-54	Soil			0.03003	0	0	1	33.300	7/2/2020	7/6/2020
2006454-025A	TAFBS-S-53	Soil			0.03004	0	0	1	33.289	7/2/2020	7/6/2020
2006454-026A	TAFBS-S-52	Soil			0.03002	0	0	1	33.311	7/2/2020	7/6/2020
2006454-027A	TAFBS-S-51	Soil			0.01006	0	0	1	99.404	7/2/2020	7/6/2020
2006454-027AMS		Soil			0.01007	0	0	1	99.305	7/2/2020	7/6/2020
2006454-027AMSD		Soil			0.01003	0	0	1	99.701	7/2/2020	7/6/2020
2006479-001A	TAFBS-S-25	Soil			0.03005	0	0	1	33.278	7/2/2020	7/6/2020
2006479-002A	TAFBS-S-24	Soil			0.03006	0	0	1	33.267	7/2/2020	7/6/2020
2006479-003A	TAFBS-S-23	Soil			0.03003	0	0	1	33.300	7/2/2020	7/6/2020
2006479-004A	TAFBS-S-22	Soil			0.03006	0	0	1	33.267	7/2/2020	7/6/2020
2006479-005A	TAFBS-S-21	Soil			0.03004	0	0	1	33.289	7/2/2020	7/6/2020
2006479-006A	TAFBS-S-20	Soil			0.03001	0	0	1	33.322	7/2/2020	7/6/2020
2006479-007A	TAFBS-S-19	Soil			0.03002	0	0	1	33.311	7/2/2020	7/6/2020
2006481-001A	TAFBS-S-50	Soil			0.03007	0	0	1	33.256	7/2/2020	7/6/2020
2006481-002A	TAFBS-S-49	Soil			0.03009	0	0	1	33.234	7/2/2020	7/6/2020
2006481-003A	TAFBS-S-48	Soil			0.03004	0	0	1	33.289	7/2/2020	7/6/2020
2006481-004A	TAFBS-S-47	Soil			0.0301	0	0	1	33.223	7/2/2020	7/6/2020
2006481-005A	TAFBS-S-46	Soil			0.03001	0	0	1	33.322	7/2/2020	7/6/2020
2006481-006A	TAFBS-S-45	Soil			0.03005	0	0	1	33.278	7/2/2020	7/6/2020

Type	Chemical / Reagent ID	Chemical / Reagent Name	Container#	Container ID	Amount Added	Amount Unit
Reagent	5750	Ottawa Sand	6140	Cont-02 of 04	0	mL
Chemical	2220	Sodium Sulfate	8419	Cont-01 of 01	0	mL
Chemical	2287	Dichloromethane	8600	Cont-03 of 04	0	mL

Spk ID	Spk Name	Samp Type	Container#	Container ID	Amount Added	Amount Unit
FID062420B	DRO-ORO Spike 100uL	LCS/LCSD	27350	Cont-01 of 01	0.1	mL
FID062420B	DRO-ORO Spike 100uL	MS/MSD	27350	Cont-01 of 01	0.1	mL
FID063020A	DRO surrogate 100uL	SAMP	27368	Cont-01 of 01	0.1	mL

Spk ID	Spk Name	Samp Type	Container#	Container ID	Amount Added	Amount Unit
FID070620c	DRO surrogate 100uL	SAMP	27411	Cont-01 of 02	0.1	mL

# PREP REPORT - BATCH ID 51998

Prep Start Date: 7/6/2020 4:27 PM

Prep End Date: 7/9/2020 1:16 PM

Initial Temp: °C

Prep Code: SW\_3550-DRO

Final Temp: °C

Technician: Prerana A Gandhi

Prep Factor Units: mL / Kg

Sample ID	Client Sample ID	Matrix	pH1	pH2	Samp Amt	Sol Added	Sol Recov	Fin Vol	factor	Prep Start	Prep End
MB-51998		Solid			0.03006	0	0	1	33.267	7/6/2020	7/9/2020
LCS-51998-DRO		Solid			0.03005	0	0	1	33.278	7/6/2020	7/9/2020
LCSD-51998-DRO		Solid			0.03003	0	0	1	33.300	7/6/2020	7/9/2020
2006481-007A	TAFBS-S-44	Soil			0.03007	0	0	5	166.279	7/6/2020	7/9/2020
2006481-008A	TAFBS-S-43	Soil			0.03009	0	0	1	33.234	7/6/2020	7/9/2020
2006481-009A	TAFBS-S-42	Soil			0.03006	0	0	1	33.267	7/6/2020	7/9/2020
2006481-010A	TAFBS-S-41	Soil			0.03008	0	0	1	33.245	7/6/2020	7/9/2020
2006481-011A	TAFBS-S-40	Soil			0.03008	0	0	1	33.245	7/6/2020	7/9/2020
2006481-012A	TAFBS-S-39	Soil			0.03003	0	0	1	33.300	7/6/2020	7/9/2020
2006481-013A	TAFBS-S-38	Soil			0.03005	0	0	1	33.278	7/6/2020	7/9/2020
2006481-014A	TAFBS-S-37	Soil			0.03008	0	0	1	33.245	7/6/2020	7/9/2020
2006481-015A	TAFBS-S-36	Soil			0.03005	0	0	1	33.278	7/6/2020	7/9/2020
2006481-016A	TAFBS-S-35	Soil			0.03002	0	0	1	33.311	7/6/2020	7/9/2020
2006481-017A	TAFBS-S-34	Soil			0.03003	0	0	1	33.300	7/6/2020	7/9/2020
2006481-018A	TAFBS-S-33	Soil			0.03008	0	0	1	33.245	7/6/2020	7/9/2020
2006481-019A	TAFBS-S-32	Soil			0.03008	0	0	1	33.245	7/6/2020	7/9/2020
2006481-020A	TAFBS-S-31	Soil			0.03003	0	0	1	33.300	7/6/2020	7/9/2020
2006481-021A	TAFBS-S-30	Soil			0.03003	0	0	1	33.300	7/6/2020	7/9/2020
2006481-022A	TAFBS-S-29	Soil			0.03003	0	0	1	33.300	7/6/2020	7/9/2020
2006481-023A	TAFBS-S-28	Soil			0.03002	0	0	1	33.311	7/6/2020	7/9/2020
2006481-024A	TAFBS-S-27	Soil			0.03006	0	0	1	33.267	7/6/2020	7/9/2020
2006481-025A	TAFBS-S-26	Soil			0.01005	0	0	1	99.502	7/6/2020	7/9/2020
2006481-025AMS		Soil			0.01008	0	0	1	99.206	7/6/2020	7/9/2020
2006481-025AMSD		Soil			0.01006	0	0	1	99.404	7/6/2020	7/9/2020
2006518-001A	TAFBS-S-72	Soil			0.03003	0	0	1	33.300	7/6/2020	7/9/2020

Type	Chemical / Reagent ID	Chemical / Reagent Name	Container#	Container ID	Amount Added	Amount Unit
Reagent	5750	Ottawa Sand	6140	Cont-02 of 04	0	mL
Chemical	2220	Sodium Sulfate	8419	Cont-01 of 01	0	mL
Chemical	2287	Dichloromethane	8599	Cont-02 of 04	0	mL

Spk ID	Spk Name	Samp Type	Container#	Container ID	Amount Added	Amount Unit
FID062420C	DRO-ORO Spike 100uL	LCS/LCSD	27427	Cont-01 of 01	0.1	mL
FID070620c	DRO surrogate 100uL	SAMP	27411	Cont-01 of 02	0.1	mL
FID070820A	DRO-ORO Spike 100uL	MS/MSD	27420	Cont-01 of 01	0.1	mL



# PREP REPORT - BATCH ID 52102

Prep Start Date: 7/21/2020 3:56 PM  
 Prep End Date: 7/23/2020 11:31 AM  
 Initial Temp: °C

Prep Code: SW\_3550-DRO  
 Final Temp: °C

Technician: Prerana A Gandhi  
 Prep Factor Units: mL / Kg

Sample ID	Client Sample ID	Matrix	pH1	pH2	Samp Amt	Sol Added	Sol Recov	Fin Vol	factor	Prep Start	Prep End
MB-52102		Solid			0.03005	0	0	1	33.278	7/21/2020	7/23/2020
LCS-52102-ORO		Solid			0.03002	0	0	1	33.311	7/21/2020	7/23/2020
LCSD-52102-ORO		Solid			0.03005	0	0	1	33.278	7/21/2020	7/23/2020
2006284-013A	M-226-E	Soil			0.01504	0	0	1	66.489	7/21/2020	7/23/2020
2006284-014A	M-226-F	Soil			0.01506	0	0	1	66.401	7/21/2020	7/23/2020
2006286-007A	M-228-G	Soil			0.03006	0	0	1	33.267	7/21/2020	7/23/2020
2006286-009A	M-228-I	Soil			0.01508	0	0	1	66.313	7/21/2020	7/23/2020
2006286-010A	M-228-J	Soil			0.01503	0	0	1	66.534	7/21/2020	7/23/2020
2006286-011A	M-228-K	Soil			0.01504	0	0	1	66.489	7/21/2020	7/23/2020
2006286-012A	M-228-L	Soil			0.01504	0	0	1	66.489	7/21/2020	7/23/2020
2006300-001A	M-305-A	Soil			0.03009	0	0	1	33.234	7/21/2020	7/23/2020
2006300-004A	M-305-D	Soil			0.03009	0	0	1	33.234	7/21/2020	7/23/2020
2006300-005A	M-306-A	Soil			0.03007	0	0	1	33.256	7/21/2020	7/23/2020
2006300-006A	M-306-B	Soil			0.03003	0	0	1	33.300	7/21/2020	7/23/2020
2006300-007A	M-306-C	Soil			0.03005	0	0	1	33.278	7/21/2020	7/23/2020
2006300-008A	M-306-D	Soil			0.03005	0	0	1	33.278	7/21/2020	7/23/2020
2006300-008AMS		Soil			0.03003	0	0	1	33.300	7/21/2020	7/23/2020
2006300-008AMSD		Soil			0.03004	0	0	1	33.289	7/21/2020	7/23/2020
2006300-009A	M-306-E	Soil			0.03003	0	0	1	33.300	7/21/2020	7/23/2020
2006300-010A	M-306-F	Soil			0.03005	0	0	1	33.278	7/21/2020	7/23/2020
2006300-011A	M-306-G	Soil			0.03002	0	0	1	33.311	7/21/2020	7/23/2020
2006300-012A	M-306-H	Soil			0.03005	0	0	1	33.278	7/21/2020	7/23/2020
2006300-013A	M-306-I	Soil			0.03002	0	0	1	33.311	7/21/2020	7/23/2020
2006300-014A	M-306-J	Soil			0.03004	0	0	1	33.289	7/21/2020	7/23/2020
2006481-018A	TAFBS-S-33	Soil			0.03001	0	0	1	33.322	7/21/2020	7/23/2020
LCS-DRO		Solid			0.03004	0	0	1	33.289	7/21/2020	7/23/2020
LCSD-DRO		Solid			0.03002	0	0	1	33.311	7/21/2020	7/23/2020

Type	Chemical / Reagent ID	Chemical / Reagent Name	Container#	Container ID	Amount Added	Amount Unit
Reagent	5750	Ottawa Sand	6141	Cont-03 of 04	0	mL
Chemical	2260	Dichloromethane	8525	Cont-02 of 03	0	mL
Chemical	2299	Sodium Sulfate	8626	Cont-01 of 01	0	mL

Spk ID	Spk Name	Samp Type	Container#	Container ID	Amount Added	Amount Unit
FID070620c	DRO surrogate 100uL	SAMP	27412	Cont-02 of 02	0.1	mL

Spk ID	Spk Name	Samp Type	Container#	Container ID	Amount Added	Amount Unit
FID071320A	ORO Spike 100uL	LCS-ORO	27439	Cont-01 of 01	0.1	mL
FID071320A	ORO Spike 100uL	LCSD-ORO	27439	Cont-01 of 01	0.1	mL
FID071320A	ORO Spike 100uL	MS-ORO	27439	Cont-01 of 01	0.1	mL
FID071320A	ORO Spike 100uL	MSD-ORO	27439	Cont-01 of 01	0.1	mL
FID072220A DRO	DRO Spike 100uL	LCS-DRO	27552	Cont-01 of 01	0.1	mL
FID072220A DRO	DRO Spike 100uL	LCSD-DRO	27552	Cont-01 of 01	0.1	mL
FID072220A DRO	DRO Spike 100uL	MS-DRO	27552	Cont-01 of 01	0.1	mL
FID072220A DRO	DRO Spike 100uL	MSD-DRO	27552	Cont-01 of 01	0.1	mL

## FORM I

CLIENT SAMP ID

## INORGANIC ANALYSIS DATA SHEET

TAFBS-S-50CS

Lab Name: RTI Laboratories, Inc.

Contract:

Lab Code: GLEN01ClientID: USA17Workorder No.: 2006481Matrix: SoilLab Sample ID: 2006481-001A% Solids: 91.9668Date Received: 6/24/2020 9:49 AMConcentration Units: µg/Kg-dryDate Analyzed: 7/16/2020 6:50 PMTotal/Dissolved: (Total)Date Collected: 6/23/2020 8:24 AMInstrument ID: ICPMS4Batch ID: 52061

CAS No.	Analyte	Concentration	C	Q	DL	LOD	LOQ	M
7439-92-1	Lead	11000			59	95	190	MS

## FORM I

CLIENT SAMP ID

## INORGANIC ANALYSIS DATA SHEET

TAFBS-S-49CS

Lab Name: RTI Laboratories, Inc.

Contract:

Lab Code: GLEN01ClientID: USA17Workorder No.: 2006481Matrix: SoilLab Sample ID: 2006481-002A% Solids: 93.9104Date Received: 6/24/2020 9:49 AMConcentration Units: µg/Kg-dryDate Analyzed: 7/16/2020 6:51 PMTotal/Dissolved: (Total)Date Collected: 6/23/2020 8:29 AMInstrument ID: ICPMS4Batch ID: 52061

CAS No.	Analyte	Concentration	C	Q	DL	LOD	LOQ	M
7439-92-1	Lead	12000			62	100	200	MS

## FORM I

CLIENT SAMP ID

## INORGANIC ANALYSIS DATA SHEET

TAFBS-S-48CS

Lab Name: RTI Laboratories, Inc.

Contract:

Lab Code: GLEN01ClientID: USA17Workorder No.: 2006481Matrix: SoilLab Sample ID: 2006481-003A% Solids: 94.088Date Received: 6/24/2020 9:49 AMConcentration Units: µg/Kg-dryDate Analyzed: 7/16/2020 6:51 PMTotal/Dissolved: (Total)Date Collected: 6/23/2020 8:36 AMInstrument ID: ICPMS4Batch ID: 52061

CAS No.	Analyte	Concentration	C	Q	DL	LOD	LOQ	M
7439-92-1	Lead	13000			64	100	210	MS

## FORM I

CLIENT SAMP ID

## INORGANIC ANALYSIS DATA SHEET

TAFBS-S-47CS

Lab Name: RTI Laboratories, Inc.

Contract:

Lab Code: GLEN01ClientID: USA17Workorder No.: 2006481Matrix: SoilLab Sample ID: 2006481-004A% Solids: 94.8177Date Received: 6/24/2020 9:49 AMConcentration Units: µg/Kg-dryDate Analyzed: 7/16/2020 6:52 PMTotal/Dissolved: (Total)Date Collected: 6/23/2020 8:42 AMInstrument ID: ICPMS4Batch ID: 52061

CAS No.	Analyte	Concentration	C	Q	DL	LOD	LOQ	M
7439-92-1	Lead	15000			57	93	190	MS

## FORM I

CLIENT SAMP ID

## INORGANIC ANALYSIS DATA SHEET

TAFBS-S-46CS

Lab Name: RTI Laboratories, Inc.

Contract:

Lab Code: GLEN01 ClientID: USA17Workorder No.: 2006481Matrix: SoilLab Sample ID: 2006481-005A% Solids: 93.7578Date Received: 6/24/2020 9:49 AMConcentration Units: µg/Kg-dryDate Analyzed: 7/16/2020 6:53 PMTotal/Dissolved: (Total)Date Collected: 6/23/2020 8:47 AMInstrument ID: ICPMS4Batch ID: 52061

CAS No.	Analyte	Concentration	C	Q	DL	LOD	LOQ	M
7439-92-1	Lead	26000			65	100	210	MS

## FORM I

CLIENT SAMP ID

## INORGANIC ANALYSIS DATA SHEET

TAFBS-S-45CS

Lab Name: RTI Laboratories, Inc.

Contract:

Lab Code: GLEN01ClientID: USA17Workorder No.: 2006481Matrix: SoilLab Sample ID: 2006481-006A% Solids: 96.1235Date Received: 6/24/2020 9:49 AMConcentration Units: µg/Kg-dryDate Analyzed: 7/16/2020 6:54 PMTotal/Dissolved: (Total)Date Collected: 6/23/2020 8:52 AMInstrument ID: ICPMS4Batch ID: 52061

CAS No.	Analyte	Concentration	C	Q	DL	LOD	LOQ	M
7439-92-1	Lead	76000			59	96	190	MS



## FORM I

CLIENT SAMP ID

## INORGANIC ANALYSIS DATA SHEET

TAFBS-S-44CS

Lab Name: RTI Laboratories, Inc.

Contract:

Lab Code: GLEN01ClientID: USA17Workorder No.: 2006481Matrix: SoilLab Sample ID: 2006481-007A% Solids: 94.9065Date Received: 6/24/2020 9:49 AMConcentration Units: µg/Kg-dryDate Analyzed: 7/16/2020 7:13 PMTotal/Dissolved: (Total)Date Collected: 6/23/2020 8:59 AMInstrument ID: ICPMS4Batch ID: 52066

CAS No.	Analyte	Concentration	C	Q	DL	LOD	LOQ	M
7439-92-1	Lead	150000			59	96	190	MS

## FORM I

CLIENT SAMP ID

## INORGANIC ANALYSIS DATA SHEET

TAFBS-S-43CS

Lab Name: RTI Laboratories, Inc.

Contract:

Lab Code: GLEN01ClientID: USA17Workorder No.: 2006481Matrix: SoilLab Sample ID: 2006481-008A% Solids: 93.6648Date Received: 6/24/2020 9:49 AMConcentration Units: µg/Kg-dryDate Analyzed: 7/16/2020 7:14 PMTotal/Dissolved: (Total)Date Collected: 6/23/2020 9:06 AMInstrument ID: ICPMS4Batch ID: 52066

CAS No.	Analyte	Concentration	C	Q	DL	LOD	LOQ	M
7439-92-1	Lead	14000			61	99	200	MS

## FORM I

CLIENT SAMP ID

## INORGANIC ANALYSIS DATA SHEET

TAFBS-S-42CS

Lab Name: RTI Laboratories, Inc.

Contract:

Lab Code: GLEN01ClientID: USA17Workorder No.: 2006481Matrix: SoilLab Sample ID: 2006481-009A% Solids: 92.5458Date Received: 6/24/2020 9:49 AMConcentration Units: µg/Kg-dryDate Analyzed: 7/16/2020 7:15 PMTotal/Dissolved: (Total)Date Collected: 6/23/2020 9:11 AMInstrument ID: ICPMS4Batch ID: 52066

CAS No.	Analyte	Concentration	C	Q	DL	LOD	LOQ	M
7439-92-1	Lead	26000			59	95	190	MS

## FORM I

CLIENT SAMP ID

## INORGANIC ANALYSIS DATA SHEET

TAFBS-S-41CS

Lab Name: RTI Laboratories, Inc.

Contract:

Lab Code: GLEN01ClientID: USA17Workorder No.: 2006481Matrix: SoilLab Sample ID: 2006481-010A% Solids: 96.181Date Received: 6/24/2020 9:49 AMConcentration Units: µg/Kg-dryDate Analyzed: 7/16/2020 7:16 PMTotal/Dissolved: (Total)Date Collected: 6/23/2020 9:19 AMInstrument ID: ICPMS4Batch ID: 52066

CAS No.	Analyte	Concentration	C	Q	DL	LOD	LOQ	M
7439-92-1	Lead	24000			57	93	190	MS

## FORM I

CLIENT SAMP ID

## INORGANIC ANALYSIS DATA SHEET

TAFBS-S-40CS

Lab Name: RTI Laboratories, Inc.

Contract:

Lab Code: GLEN01ClientID: USA17Workorder No.: 2006481Matrix: SoilLab Sample ID: 2006481-011A% Solids: 95.6497Date Received: 6/24/2020 9:49 AMConcentration Units: µg/Kg-dryDate Analyzed: 7/16/2020 7:17 PMTotal/Dissolved: (Total)Date Collected: 6/23/2020 9:25 AMInstrument ID: ICPMS4Batch ID: 52066

CAS No.	Analyte	Concentration	C	Q	DL	LOD	LOQ	M
7439-92-1	Lead	24000			57	92	180	MS

## FORM I

CLIENT SAMP ID

## INORGANIC ANALYSIS DATA SHEET

TAFBS-S-39CS

Lab Name: RTI Laboratories, Inc.

Contract:

Lab Code: GLEN01ClientID: USA17Workorder No.: 2006481Matrix: SoilLab Sample ID: 2006481-012A% Solids: 91.7339Date Received: 6/24/2020 9:49 AMConcentration Units: µg/Kg-dryDate Analyzed: 7/16/2020 7:18 PMTotal/Dissolved: (Total)Date Collected: 6/23/2020 9:35 AMInstrument ID: ICPMS4Batch ID: 52066

CAS No.	Analyte	Concentration	C	Q	DL	LOD	LOQ	M
7439-92-1	Lead	11000			62	100	200	MS

## FORM I

CLIENT SAMP ID

## INORGANIC ANALYSIS DATA SHEET

TAFBS-S-38CS

Lab Name: RTI Laboratories, Inc.

Contract:

Lab Code: GLEN01ClientID: USA17Workorder No.: 2006481Matrix: SoilLab Sample ID: 2006481-013A% Solids: 93.552Date Received: 6/24/2020 9:49 AMConcentration Units: µg/Kg-dryDate Analyzed: 7/16/2020 7:19 PMTotal/Dissolved: (Total)Date Collected: 6/23/2020 9:42 AMInstrument ID: ICPMS4Batch ID: 52066

CAS No.	Analyte	Concentration	C	Q	DL	LOD	LOQ	M
7439-92-1	Lead	22000			60	97	190	MS

## FORM I

CLIENT SAMP ID

## INORGANIC ANALYSIS DATA SHEET

TAFBS-S-37CS

Lab Name: RTI Laboratories, Inc.

Contract:

Lab Code: GLEN01ClientID: USA17Workorder No.: 2006481Matrix: SoilLab Sample ID: 2006481-014A% Solids: 95.8051Date Received: 6/24/2020 9:49 AMConcentration Units: µg/Kg-dryDate Analyzed: 7/16/2020 7:20 PMTotal/Dissolved: (Total)Date Collected: 6/23/2020 9:49 AMInstrument ID: ICPMS4Batch ID: 52066

CAS No.	Analyte	Concentration	C	Q	DL	LOD	LOQ	M
7439-92-1	Lead	41000			57	92	180	MS



## FORM I

CLIENT SAMP ID

## INORGANIC ANALYSIS DATA SHEET

TAFBS-S-36CS

Lab Name: RTI Laboratories, Inc.

Contract:

Lab Code: GLEN01ClientID: USA17Workorder No.: 2006481Matrix: SoilLab Sample ID: 2006481-015A% Solids: 95.1355Date Received: 6/24/2020 9:49 AMConcentration Units: µg/Kg-dryDate Analyzed: 7/16/2020 7:20 PMTotal/Dissolved: (Total)Date Collected: 6/23/2020 9:55 AMInstrument ID: ICPMS4Batch ID: 52066

CAS No.	Analyte	Concentration	C	Q	DL	LOD	LOQ	M
7439-92-1	Lead	27000			58	94	190	MS

## FORM I

CLIENT SAMP ID

## INORGANIC ANALYSIS DATA SHEET

TAFBS-S-35CS

Lab Name: RTI Laboratories, Inc.

Contract:

Lab Code: GLEN01ClientID: USA17Workorder No.: 2006481Matrix: SoilLab Sample ID: 2006481-016A% Solids: 89.9752Date Received: 6/24/2020 9:49 AMConcentration Units: µg/Kg-dryDate Analyzed: 7/16/2020 7:27 PMTotal/Dissolved: (Total)Date Collected: 6/23/2020 10:03 AMInstrument ID: ICPMS4Batch ID: 52066

CAS No.	Analyte	Concentration	C	Q	DL	LOD	LOQ	M
7439-92-1	Lead	15000			60	97	190	MS

## FORM I

CLIENT SAMP ID

## INORGANIC ANALYSIS DATA SHEET

TAFBS-S-34CS

Lab Name: RTI Laboratories, Inc.

Contract:

Lab Code: GLEN01ClientID: USA17Workorder No.: 2006481Matrix: SoilLab Sample ID: 2006481-017A% Solids: 94.7257Date Received: 6/24/2020 9:49 AMConcentration Units: µg/Kg-dryDate Analyzed: 7/16/2020 7:27 PMTotal/Dissolved: (Total)Date Collected: 6/23/2020 11:29 AMInstrument ID: ICPMS4Batch ID: 52066

CAS No.	Analyte	Concentration	C	Q	DL	LOD	LOQ	M
7439-92-1	Lead	12000			64	100	210	MS

## FORM I

CLIENT SAMP ID

## INORGANIC ANALYSIS DATA SHEET

TAFBS-S-33CS

Lab Name: RTI Laboratories, Inc.

Contract:

Lab Code: GLEN01ClientID: USA17Workorder No.: 2006481Matrix: SoilLab Sample ID: 2006481-018A% Solids: 95.7143Date Received: 6/24/2020 9:49 AMConcentration Units: µg/Kg-dryDate Analyzed: 7/16/2020 7:28 PMTotal/Dissolved: (Total)Date Collected: 6/23/2020 11:37 AMInstrument ID: ICPMS4Batch ID: 52066

CAS No.	Analyte	Concentration	C	Q	DL	LOD	LOQ	M
7439-92-1	Lead	24000			56	90	180	MS

## FORM I

CLIENT SAMP ID

## INORGANIC ANALYSIS DATA SHEET

TAFBS-S-32CS

Lab Name: RTI Laboratories, Inc.

Contract:

Lab Code: GLEN01ClientID: USA17Workorder No.: 2006481Matrix: SoilLab Sample ID: 2006481-019A% Solids: 92.1429Date Received: 6/24/2020 9:49 AMConcentration Units: µg/Kg-dryDate Analyzed: 7/16/2020 7:29 PMTotal/Dissolved: (Total)Date Collected: 6/23/2020 11:46 AMInstrument ID: ICPMS4Batch ID: 52066

CAS No.	Analyte	Concentration	C	Q	DL	LOD	LOQ	M
7439-92-1	Lead	19000			56	90	180	MS

## FORM I

CLIENT SAMP ID

## INORGANIC ANALYSIS DATA SHEET

TAFBS-S-31CS

Lab Name: RTI Laboratories, Inc.

Contract:

Lab Code: GLEN01 ClientID: USA17Workorder No.: 2006481Matrix: SoilLab Sample ID: 2006481-020A% Solids: 92.1965Date Received: 6/24/2020 9:49 AMConcentration Units: µg/Kg-dryDate Analyzed: 7/16/2020 7:30 PMTotal/Dissolved: (Total)Date Collected: 6/23/2020 11:54 AMInstrument ID: ICPMS4Batch ID: 52066

CAS No.	Analyte	Concentration	C	Q	DL	LOD	LOQ	M
7439-92-1	Lead	6000			60	97	190	MS

## FORM I

CLIENT SAMP ID

## INORGANIC ANALYSIS DATA SHEET

TAFBS-S-30CS

Lab Name: RTI Laboratories, Inc.

Contract:

Lab Code: GLEN01ClientID: USA17Workorder No.: 2006481Matrix: SoilLab Sample ID: 2006481-021A% Solids: 91.745Date Received: 6/24/2020 9:49 AMConcentration Units: µg/Kg-dryDate Analyzed: 7/16/2020 7:31 PMTotal/Dissolved: (Total)Date Collected: 6/23/2020 12:04 PMInstrument ID: ICPMS4Batch ID: 52066

CAS No.	Analyte	Concentration	C	Q	DL	LOD	LOQ	M
7439-92-1	Lead	17000			63	100	210	MS

## FORM I

CLIENT SAMP ID

## INORGANIC ANALYSIS DATA SHEET

TAFBS-S-29CS

Lab Name: RTI Laboratories, Inc.

Contract:

Lab Code: GLEN01ClientID: USA17Workorder No.: 2006481Matrix: SoilLab Sample ID: 2006481-022A% Solids: 91.191Date Received: 6/24/2020 9:49 AMConcentration Units: µg/Kg-dryDate Analyzed: 7/16/2020 7:32 PMTotal/Dissolved: (Total)Date Collected: 6/23/2020 12:10 PMInstrument ID: ICPMS4Batch ID: 52066

CAS No.	Analyte	Concentration	C	Q	DL	LOD	LOQ	M
7439-92-1	Lead	38000			59	96	190	MS



## FORM I

CLIENT SAMP ID

## INORGANIC ANALYSIS DATA SHEET

TAFBS-S-28CS

Lab Name: RTI Laboratories, Inc.

Contract:

Lab Code: GLEN01ClientID: USA17Workorder No.: 2006481Matrix: SoilLab Sample ID: 2006481-023A% Solids: 94.4966Date Received: 6/24/2020 9:49 AMConcentration Units: µg/Kg-dryDate Analyzed: 7/16/2020 7:33 PMTotal/Dissolved: (Total)Date Collected: 6/23/2020 12:20 PMInstrument ID: ICPMS4Batch ID: 52066

CAS No.	Analyte	Concentration	C	Q	DL	LOD	LOQ	M
7439-92-1	Lead	2600			57	93	190	MS

## FORM I

CLIENT SAMP ID

## INORGANIC ANALYSIS DATA SHEET

TAFBS-S-27CS

Lab Name: RTI Laboratories, Inc.

Contract:

Lab Code: GLEN01ClientID: USA17Workorder No.: 2006481Matrix: SoilLab Sample ID: 2006481-024A% Solids: 94.0704Date Received: 6/24/2020 9:49 AMConcentration Units: µg/Kg-dryDate Analyzed: 7/16/2020 7:34 PMTotal/Dissolved: (Total)Date Collected: 6/23/2020 12:29 PMInstrument ID: ICPMS4Batch ID: 52066

CAS No.	Analyte	Concentration	C	Q	DL	LOD	LOQ	M
7439-92-1	Lead	17000			53	86	170	MS

## FORM I

CLIENT SAMP ID

## INORGANIC ANALYSIS DATA SHEET

TAFBS-S-26CS

Lab Name: RTI Laboratories, Inc.

Contract:

Lab Code: GLEN01ClientID: USA17Workorder No.: 2006481Matrix: SoilLab Sample ID: 2006481-025A% Solids: 91.7012Date Received: 6/24/2020 9:49 AMConcentration Units: µg/Kg-dryDate Analyzed: 7/16/2020 7:34 PMTotal/Dissolved: (Total)Date Collected: 6/23/2020 12:43 PMInstrument ID: ICPMS4Batch ID: 52066

CAS No.	Analyte	Concentration	C	Q	DL	LOD	LOQ	M
7439-92-1	Lead	15000			61	99	200	MS

## FORM I

CLIENT SAMP ID

## INORGANIC ANALYSIS DATA SHEET

PBS

Lab Name: RTI Laboratories, Inc.

Contract:

Lab Code: GLEN01ClientID: USA17Workorder No.: 2006481

Matrix:

Lab Sample ID: MB-52061% Solids: 0Date Received: 6/24/2020 9:49 AMConcentration Units: µg/Kg-dryDate Analyzed: 7/16/2020 6:28 PMTotal/Dissolved: (Total)

Date Collected:

Instrument ID: ICPMS4Batch ID: 52061

CAS No.	Analyte	Concentration	C	Q	DL	LOD	LOQ	M
7439-92-1	Lead	89	U		55	89	180	MS

## FORM I

CLIENT SAMP ID

## INORGANIC ANALYSIS DATA SHEET

PBS

Lab Name: RTI Laboratories, Inc.

Contract:

Lab Code: GLEN01ClientID: USA17Workorder No.: 2006481

Matrix:

Lab Sample ID: MB-52066% Solids: 0Date Received: 6/24/2020 9:49 AMConcentration Units: µg/Kg-dryDate Analyzed: 7/16/2020 7:05 PMTotal/Dissolved: (Total)

Date Collected:

Instrument ID: ICPMS4Batch ID: 52066

CAS No.	Analyte	Concentration	C	Q	DL	LOD	LOQ	M
7439-92-1	Lead	89	U		55	89	180	MS

## FORM I

CLIENT SAMP ID

## INORGANIC ANALYSIS DATA SHEET

LCSS

Lab Name: RTI Laboratories, Inc.

Contract:

Lab Code: GLEN01ClientID: USA17Workorder No.: 2006481

Matrix:

Lab Sample ID: LCS-52061% Solids: 0Date Received: 6/24/2020 9:49 AMConcentration Units: µg/Kg-dryDate Analyzed: 7/16/2020 6:29 PMTotal/Dissolved: (Total)

Date Collected:

Instrument ID: ICPMS4Batch ID: 52061

CAS No.	Analyte	Concentration	C	Q	DL	LOD	LOQ	M
7439-92-1	Lead	20000			59	96	190	MS

## FORM I

CLIENT SAMP ID

## INORGANIC ANALYSIS DATA SHEET

LCSS

Lab Name: RTI Laboratories, Inc.

Contract:

Lab Code: GLEN01ClientID: USA17Workorder No.: 2006481

Matrix:

Lab Sample ID: LCS-52066% Solids: 0Date Received: 6/24/2020 9:49 AMConcentration Units: µg/Kg-dryDate Analyzed: 7/16/2020 7:05 PMTotal/Dissolved: (Total)

Date Collected:

Instrument ID: ICPMS4Batch ID: 52066

CAS No.	Analyte	Concentration	C	Q	DL	LOD	LOQ	M
7439-92-1	Lead	19000			59	96	190	MS

## FORM I

CLIENT SAMP ID

## INORGANIC ANALYSIS DATA SHEET

ZZZZZZ

Lab Name: RTI Laboratories, Inc.

Contract:

Lab Code: GLEN01ClientID: USA17Workorder No.: 2006481

Matrix:

Lab Sample ID: 2006454-022AMS% Solids: 86.91911Date Received: 6/24/2020 9:49 AMConcentration Units: µg/Kg-dryDate Analyzed: 7/16/2020 6:31 PMTotal/Dissolved: (Total)

Date Collected:

Instrument ID: ICPMS4Batch ID: 52061

CAS No.	Analyte	Concentration	C	Q	DL	LOD	LOQ	M
7439-92-1	Lead	31000			66	110	210	MS



## FORM I

CLIENT SAMP ID

## INORGANIC ANALYSIS DATA SHEET

ZZZZZZ

Lab Name: RTI Laboratories, Inc.

Contract:

Lab Code: GLEN01ClientID: USA17Workorder No.: 2006481

Matrix:

Lab Sample ID: 2006518-001AMS% Solids: 90.7466Date Received: 6/24/2020 9:49 AMConcentration Units: µg/Kg-dryDate Analyzed: 7/16/2020 7:08 PMTotal/Dissolved: (Total)

Date Collected:

Instrument ID: ICPMS4Batch ID: 52066

CAS No.	Analyte	Concentration	C	Q	DL	LOD	LOQ	M
7439-92-1	Lead	28000			56	90	180	MS

## FORM I

CLIENT SAMP ID

## INORGANIC ANALYSIS DATA SHEET

ZZZZZZ

Lab Name: RTI Laboratories, Inc.

Contract:

Lab Code: GLEN01ClientID: USA17Workorder No.: 2006481

Matrix:

Lab Sample ID: 2006454-022AMSD% Solids: 86.91911Date Received: 6/24/2020 9:49 AMConcentration Units: µg/Kg-dryDate Analyzed: 7/16/2020 6:32 PMTotal/Dissolved: (Total)

Date Collected:

Instrument ID: ICPMS4Batch ID: 52061

CAS No.	Analyte	Concentration	C	Q	DL	LOD	LOQ	M
7439-92-1	Lead	31000			67	110	220	MS

## FORM I

CLIENT SAMP ID

## INORGANIC ANALYSIS DATA SHEET

ZZZZZZ

Lab Name: RTI Laboratories, Inc.

Contract:

Lab Code: GLEN01ClientID: USA17Workorder No.: 2006481

Matrix:

Lab Sample ID: 2006518-001AMSD% Solids: 90.7466Date Received: 6/24/2020 9:49 AMConcentration Units: µg/Kg-dryDate Analyzed: 7/16/2020 7:09 PMTotal/Dissolved: (Total)

Date Collected:

Instrument ID: ICPMS4Batch ID: 52066

CAS No.	Analyte	Concentration	C	Q	DL	LOD	LOQ	M
7439-92-1	Lead	24000			55	89	180	MS

## FORM IIA

## INITIAL AND CONTINUING CALIBRATION VERIFICATION

Lab Name: RTI Laboratories, Inc.

Contract:

Lab Code: GLEN01Workorder No.: 2006481

Initial Calibration Verification Source:

Cont. Calibration Verification Source:

Concentration Units: mg/L

Run:119517 Analyte	Initial Calibration			Continuing Calibration					M
	True	Found	%R	True	Found	%R	Found	%R	
Germanium	100			100					MS
Indium	20			20					MS
Lead	50	50	101	50	49	98.1	48	96.7	MS
Lithium-6	20			20					MS
Scandium	20			20					MS
Terbium	20			20					MS

ICV Control Limits: 0 - 0

CCV Control Limits: 0 - 0

## FORM IIA

## INITIAL AND CONTINUING CALIBRATION VERIFICATION

Lab Name: RTI Laboratories, Inc.

Contract:

Lab Code: GLEN01Workorder No.: 2006481

Initial Calibration Verification Source:

Cont. Calibration Verification Source:

Concentration Units: mg/L

Run:119517  Analyte	Initial Calibration			Continuing Calibration					M
	Seq No: 2315895			Seq No: 2315879		2315880			
	True	Found	%R	True	Found	%R	Found	%R	
Germanium	0			100					MS
Indium	0			20					MS
Lead	0			50	48	95.3	47	94.5	MS
Lithium-6	0			20					MS
Scandium	0			20					MS
Terbium	0			20					MS

ICV Control Limits: 0 - 0

CCV Control Limits: 0 - 0

## FORM IIA

## INITIAL AND CONTINUING CALIBRATION VERIFICATION

Lab Name: RTI Laboratories, Inc.

Contract:

Lab Code: GLEN01Workorder No.: 2006481

Initial Calibration Verification Source:

Cont. Calibration Verification Source:

Concentration Units: mg/L

Run:119517 Analyte	Initial Calibration			Continuing Calibration					M
	True	Found	%R	True	Found	%R	Found	%R	
Germanium	0			100					MS
Indium	0			20					MS
Lead	0			50	46	92.8	48	95.5	MS
Lithium-6	0			20					MS
Scandium	0			20					MS
Terbium	0			20					MS

ICV Control Limits: 0 - 0

CCV Control Limits: 0 - 0

## FORM IIA

## INITIAL AND CONTINUING CALIBRATION VERIFICATION

Lab Name: RTI Laboratories, Inc.

Contract:

Lab Code: GLEN01Workorder No.: 2006481

Initial Calibration Verification Source:

Cont. Calibration Verification Source:

Concentration Units: mg/L

Run:119517 Analyte	Initial Calibration			Continuing Calibration					M
	True	Found	%R	True	Found	%R	Found	%R	
Germanium	0			100					MS
Indium	0			20					MS
Lead	0			50	47	94.5			MS
Lithium-6	0			20					MS
Scandium	0			20					MS
Terbium	0			20					MS

ICV Control Limits: 0 - 0

CCV Control Limits: 0 - 0

FORM IIB  
CRQL STANDARD

Lab Name: RTI Laboratories, Inc.

Contract:

Lab Code: GLEN01

Workorder No.: 2006481

CRQL Standard Source: AAC-STD-6A 032919

Run No: 119517

Analyte	CRQL Standard: µg/L		
	True	SeqNo: 2315884	
		Found	%R
Lead	0.200	0.207	103



## FORM III

## BLANKS

Lab Name: RTI Laboratories, Inc.Lab Code: GLEN01Preparation Blank Matrix: Soil

Contract:

Preparation Blank Concentration Units: µg/KgWorkorder No: 2006481

RunNo: 119517	ICB		Continuing Calibration Blank µg/Kg						MB-52061 2			
Seq No:	2315892		2315870		2315871		2315872		Prep Blank			
Analyte	µg/Kg	C	1	C	2	C	3	C	C		M	
Germanium	0	U	0	U	0	U	0	U				
Indium	0	U	0	U	0	U	0	U				
Lead	0.1	U	0.1	U	0.1	U	0.1	U	55	U		
Lithium-6	0	U	0	U	0	U	0	U				
Scandium	0	U	0	U	0	U	0	U				
Terbium	0	U	0	U	0	U	0	U				

## FORM III

## BLANKS

Lab Name: RTI Laboratories, Inc.Lab Code: GLEN01Preparation Blank Matrix: Soil

Contract:

Preparation Blank Concentration Units: µg/KgWorkorder No: 2006481

RunNo: 119517	ICB		Continuing Calibration Blank µg/Kg						MB-52061 2			
Seq No:	2315892		2315873		2315874		2315875		Prep Blank			
Analyte	µg/Kg	C	1	C	2	C	3	C	C		M	
Germanium			0	U	0	U	0	U				
Indium			0	U	0	U	0	U				
Lead			0.1	U	0.1	U	0.1	U				
Lithium-6			0	U	0	U	0	U				
Scandium			0	U	0	U	0	U				
Terbium			0	U	0	U	0	U				

## FORM III

## BLANKS

Lab Name: RTI Laboratories, Inc.Lab Code: GLEN01Preparation Blank Matrix: Soil

Contract:

Preparation Blank Concentration Units: µg/KgWorkorder No: 2006481

RunNo: 119517	ICB		Continuing Calibration Blank µg/Kg						MB-52061 2			
Seq No:	2315892		2315876 0 0						Prep Blank			
Analyte	µg/Kg	C	1	C	2	C	3	C	C		M	
Germanium			0	U								
Indium			0	U								
Lead			0.1	U								
Lithium-6			0	U								
Scandium			0	U								
Terbium			0	U								

## FORM III

## BLANKS

Lab Name: RTI Laboratories, Inc.Lab Code: GLEN01Preparation Blank Matrix: Soil

Contract:

Preparation Blank Concentration Units: µg/KgWorkorder No: 2006481

RunNo: 119517	ICB		Continuing Calibration Blank µg/Kg						MB-52066 3			
Seq No:	2315892		2315870		2315871		2315872		Prep Blank			
Analyte	µg/Kg	C	1	C	2	C	3	C	C		M	
Germanium	0	U	0	U	0	U	0	U				
Indium	0	U	0	U	0	U	0	U				
Lead	0.1	U	0.1	U	0.1	U	0.1	U	55	U		
Lithium-6	0	U	0	U	0	U	0	U				
Scandium	0	U	0	U	0	U	0	U				
Terbium	0	U	0	U	0	U	0	U				

## FORM III

## BLANKS

Lab Name: RTI Laboratories, Inc.Lab Code: GLEN01Preparation Blank Matrix: Soil

Contract:

Preparation Blank Concentration Units: µg/KgWorkorder No: 2006481

RunNo: 119517	ICB		Continuing Calibration Blank µg/Kg						MB-52066 3			
Seq No:	2315892		2315873		2315874		2315875		Prep Blank			
Analyte	µg/Kg	C	1	C	2	C	3	C	C		M	
Germanium			0	U	0	U	0	U				
Indium			0	U	0	U	0	U				
Lead			0.1	U	0.1	U	0.1	U				
Lithium-6			0	U	0	U	0	U				
Scandium			0	U	0	U	0	U				
Terbium			0	U	0	U	0	U				

## FORM III

## BLANKS

Lab Name: RTI Laboratories, Inc.Lab Code: GLEN01Preparation Blank Matrix: Soil

Contract:

Preparation Blank Concentration Units: µg/KgWorkorder No: 2006481

RunNo: 119517	ICB		Continuing Calibration Blank µg/Kg						MB-52066 3			
Seq No:	2315892		2315876 0 0						Prep Blank			
Analyte	µg/Kg	C	1	C	2	C	3	C	C		M	
Germanium			0	U								
Indium			0	U								
Lead			0.1	U								
Lithium-6			0	U								
Scandium			0	U								
Terbium			0	U								

## FORM IV

## ICP INTERFERENCE CHECK SAMPLE

Lab Name: RTI Laboratories, Inc.

Contract:

Lab Code: GLEN01Workorder No: 2006481ICP ID Number: ICPMS4ICS Source: ICPMS 6020ICS-0A 040119Run No: 119517 Concentration Units: µg/L

Analyte	True		Final Found			Initial Found		
	Sol.	Sol.	Sol.	Sol.		Sol.	Sol.	
	A	AB	A	AB	%R	A	AB	%R
Germanium	100	100				0	0	0
Indium	20	20				0	0	0
Lead	0	20				0.00300	19.9	99.3
Lithium-6	20	20				0	0	0
Scandium	20	20				0	0	0
Terbium	20	20				0	0	0

## FORM IV

## ICP INTERFERENCE CHECK SAMPLE

Lab Name: RTI Laboratories, Inc.

Contract:

Lab Code: GLEN01Workorder No: 2006481ICP ID Number: ICPMS4ICS Source: ICPMS 112719Run No: 119517 Concentration Units: µg/L

Analyte	True		Final Found			Initial Found		
	Sol.	Sol.	Sol.	Sol.		Sol.	Sol.	
	A	AB	A	AB	%R	A	AB	%R
Germanium	100	100				0	0	0
Germanium	100	100				0	0	0
Indium	20	20				0	0	0
Indium	20	20				0	0	0
Lead	0	20				0.00300	19.9	99.3
Lead	0	20				0.00300	19.9	99.3
Lithium-6	20	20				0	0	0
Lithium-6	20	20				0	0	0
Scandium	20	20				0	0	0
Scandium	20	20				0	0	0
Terbium	20	20				0	0	0
Terbium	20	20				0	0	0

SW6020A

## FORM V C

CLIENT SAMP ID

## SYSTEM MONITORING SPIKE/DUPLICATE RECOVERY

ZZZZZZ

Lab Name: RTI Laboratories, Inc.

Contract:

Lab Code: GLEN01Workorder No: 2006481Matrix: SoilLevel (low/med): LOW% Solids for Sample: 86.9Concentration Units: µg/Kg-dry

Analyte	Control	Sample		MS		MS Spike		MS		MSD		MSD Spike		MSD		RPD		M
	Limit																	
	%R	Result	C	Result	C	Added		%R		Result	C	Added		%R		RPD	Limit	
Lead	84-118	10100		30800		21300		97.1		31200		21700		97.3		1.41	20	MS



## FORM V C

CLIENT SAMP ID

## SYSTEM MONITORING SPIKE/DUPLICATE RECOVERY

ZZZZZZ

Lab Name: RTI Laboratories, Inc.

Contract:

Lab Code: GLEN01Workorder No: 2006481Matrix: SoilLevel (low/med): LOW% Solids for Sample: 86.9Concentration Units: µg/Kg-dry

Analyte	Control	Sample		MS		MS Spike		MS		MSD		MSD Spike		MSD		RPD		M
	Limit																	
	%R	Result	C	Result	C	Added		%R		Result	C	Added		%R		RPD	Limit	
Lead	84-118	6530		27800		18100		118		24400		17800		100		13.1	20	MS

FORM VII  
LABORATORY CONTROL SAMPLE

Lab Name: RTI Laboratories, Inc. Contract:  
 Lab Code: GLEN01 ClientID: USA17 SAS No.: SDG No.: 2006481  
 LCS Source: LCS-52061

Analyte	Units: µg/Kg			Control Limits		
	True	Found	%R	Low	High	C
Lead	19230.7692307692	19758.6538461538	103	84.0	118	

FORM VII  
LABORATORY CONTROL SAMPLE

Lab Name: RTI Laboratories, Inc. Contract:  
 Lab Code: GLEN01 ClientID: USA17 SAS No.: SDG No.: 2006481  
 LCS Source: LCS-52066

Analyte	Units: µg/Kg			Control Limits		
	True	Found	%R	Low	High	C
Lead	19230.7692307692	19250	100	84.0	118	

FORM VIII  
ICP SERIAL DILUTIONS  
Metals, ICP/MS

CLIENT SAMP ID  
ZZZZZZ

Lab Name: RTI Laboratories, Inc. Contract:  
Lab Code: GLEN01 SAS No.: SDG No: 2006481  
Matrix: Level (low/med): LOW Case No:  
Lab Samp ID: 2006454-001ASD Concentration Units: µg/Kg-dry

Analyte	Initial Sample Result (I) C		Serial Dilution Result (S) C		% Differ- ence	Q	M
Lead	22600		22800		0.87 %		MS
Lead	22600	X	22800		0.87 %		MS

SW6020A

FORM IX  
METHOD DETECTION LIMITS

Lab Name: RTI Laboratories, Inc.

Contract:

Lab Code: GLEN01

Workorder No.: 2006481

Test Code: SW 6020S

Analyte	MDL µg/Kg	LOD µg/Kg	LOQ µg/Kg	M
Aluminum	9.834	50	500	MS
Antimony	4.087	5	25	MS
Arsenic	3.984	5	15	MS
Barium	4.637	5	250	MS
Beryllium	7.411	10	10	MS
Boron	663	1000	5000	MS
Cadmium	3.422	5	10	MS
Calcium	1126	2500	10000	MS
Chromium	7.624	25	100	MS
Cobalt	4.647	5	50	MS
Copper	5.323	25	50	MS
Germanium	0	0	0	MS
Indium	0	0	0	MS
Iron	1398	1500	2000	MS
Lead	3.086	5	10	MS
Lithium	28.35	50	500	MS
Lithium-6	0	0	0	MS
Magnesium	532	2500	5000	MS
Manganese	20.722	25	50	MS
Molybdenum	25.055	50	50	MS
Nickel	13.324	25	100	MS
Potassium	2793	3750	5000	MS
Scandium	0	0	0	MS
Selenium	10.295	25	50	MS
Silicon	223	1000	5000	MS
Silver	2.416	10	15	MS
Sodium	909	2500	5000	MS
Strontium	688	1000	2000	MS

FORM IX  
METHOD DETECTION LIMITS

Lab Name: RTI Laboratories, Inc.

Contract:

Lab Code: GLEN01

Workorder No.: 2006481

Test Code: SW 6020S

Analyte	MDL µg/Kg	LOD µg/Kg	LOQ µg/Kg	M
Terbium	0	0	0	MS
Thallium	4.844	5	20	MS
Tin	5.8	25	200	MS
Titanium	36.2	100	500	MS
Uranium	62.354	100	250	MS
Vanadium	4.836	5	40	MS
Zinc	19.227	50	500	MS
Zirconium	0	0	0	MS

## FORM XI

## INTERNAL STANDARD ASSOCIATION

Lab Name: RTI Laboratories, Inc.

Contract:

Lab Code: GLEN01ClientID: USA17

SAS No.:

SDG No.: 2006481ICP-MS Instrument ID: ICPMS4Date: 7/16/2020

Analyte	Assoc. Internal Standard 1	Assoc. Internal Standard 2
Lead	Terbium	

FORM XII  
PREPARATION LOG

Lab Name: RTI Laboratories, Inc.

Workorder No.: 2006481

Lab Code: GLEN01

Batch ID: 52061

Method: MS

Sample ID	Preparation Date	Weight (gram)	Volume (mL)
TAFBS-S-46CS	7/15/2020 8:51:00 AM	0.51	50
TAFBS-S-48CS	7/15/2020 8:51:00 AM	0.51	50
ZZZZZZ	7/15/2020 8:51:00 AM	0.51	50
LCSS	7/15/2020 8:51:00 AM	0.52	50
ZZZZZZ	7/15/2020 8:51:00 AM	0.52	50
TAFBS-S-49CS	7/15/2020 8:51:00 AM	0.53	50
ZZZZZZ	7/15/2020 8:51:00 AM	0.53	50
TAFBS-S-45CS	7/15/2020 8:51:00 AM	0.54	50
ZZZZZZ	7/15/2020 8:51:00 AM	0.54	50
ZZZZZZ	7/15/2020 8:51:00 AM	0.55	50
PBS	7/15/2020 8:51:00 AM	0.56	50
ZZZZZZ	7/15/2020 8:51:00 AM	0.56	50
TAFBS-S-47CS	7/15/2020 8:51:00 AM	0.57	50
TAFBS-S-50CS	7/15/2020 8:51:00 AM	0.57	50
ZZZZZZ	7/15/2020 8:51:00 AM	0.57	50
ZZZZZZ	7/15/2020 8:51:00 AM	0.59	50

FORM XII  
PREPARATION LOG

Lab Name: RTI Laboratories, Inc.

Workorder No.: 2006481

Lab Code: GLEN01

Batch ID: 52066

Method: MS

Sample ID	Preparation Date	Weight (gram)	Volume (mL)
ZZZZZZ	7/16/2020 7:11:52 PM		
TAFBS-S-34CS	7/16/2020 7:58:00 AM	0.51	50
LCSS	7/16/2020 7:58:00 AM	0.52	50
TAFBS-S-30CS	7/16/2020 7:58:00 AM	0.53	50
TAFBS-S-39CS	7/16/2020 7:58:00 AM	0.54	50
TAFBS-S-43CS	7/16/2020 7:58:00 AM	0.54	50
TAFBS-S-26CS	7/16/2020 7:58:00 AM	0.55	50
TAFBS-S-38CS	7/16/2020 7:58:00 AM	0.55	50
TAFBS-S-44CS	7/16/2020 7:58:00 AM	0.55	50
PBS	7/16/2020 7:58:00 AM	0.56	50
TAFBS-S-31CS	7/16/2020 7:58:00 AM	0.56	50
TAFBS-S-36CS	7/16/2020 7:58:00 AM	0.56	50
TAFBS-S-41CS	7/16/2020 7:58:00 AM	0.56	50
TAFBS-S-28CS	7/16/2020 7:58:00 AM	0.57	50
TAFBS-S-29CS	7/16/2020 7:58:00 AM	0.57	50
TAFBS-S-35CS	7/16/2020 7:58:00 AM	0.57	50
TAFBS-S-37CS	7/16/2020 7:58:00 AM	0.57	50
TAFBS-S-40CS	7/16/2020 7:58:00 AM	0.57	50
TAFBS-S-42CS	7/16/2020 7:58:00 AM	0.57	50
TAFBS-S-33CS	7/16/2020 7:58:00 AM	0.58	50
TAFBS-S-32CS	7/16/2020 7:58:00 AM	0.6	50
ZZZZZZ	7/16/2020 7:58:00 AM	0.61	50
TAFBS-S-27CS	7/16/2020 7:58:00 AM	0.62	50
ZZZZZZ	7/16/2020 7:58:00 AM	0.62	50



FORM XIII  
ANALYSIS RUN LOG

Lab Name: RTI Laboratories, Inc.

Workorder No.: 2006481

Lab Code: GLEN01

Method: MS

Instrument ID: ICPMS4

Start Date: 7/16/2020 5:11 PM

End Date: 7/16/2020 7:38 PM

Client Sample No.	D/F	Time	Analytes																									
			A L	S B	A S	B A	B E	C D	C A	C O	C R	C U	F E	P B	M G	M N	H G	N I	K	S E	A G	N A	T L	V	Z N	C N		
ICAL1	1	5:11 PM												X														
ICAL3	1	5:12 PM												X														
ICAL4	1	5:13 PM												X														
ICAL5	1	5:13 PM												X														
ICAL6	1	5:14 PM												X														
ICAL7	1	5:15 PM												X														
ICAL8	1	5:16 PM												X														
ICV-071620	1	5:16 PM												X														
ICB-071620	1	5:21 PM												X														
CRQL-071620	1	5:22 PM												X														
ICSA-071620	1	5:23 PM												X														
ICSAB-071620	1	5:24 PM												X														
MB-52038	10	5:26 PM												X														
LCS-52038	10	5:27 PM												X														
2007171-015A	10	5:29 PM												X														
2007171-015AMS	10	5:30 PM												X														
2007171-015AMSD	10	5:30 PM												X														
2007171-003A	10	5:31 PM												X														
2007171-008A	10	5:32 PM												X														
2007171-010A	10	5:33 PM												X														
2007171-011A	10	5:33 PM												X														
CCV-071620-1	1	5:35 PM												X														
CCB-071620-1	1	5:45 PM												X														
MB-51972	10	5:47 PM												X														

FORM XIII  
ANALYSIS RUN LOG

Lab Name: RTI Laboratories, Inc.

Workorder No.: 2006481

Lab Code: GLEN01

Method: MS

Instrument ID: ICPMS4

Start Date: 7/16/2020 5:11 PM

End Date: 7/16/2020 7:38 PM

Client Sample No.	D/F	Time	Analytes																									
			A L	S B	A S	B A	B E	C D	C A	C O	C R	C U	F E	P B	M G	M N	H G	N I	K	S E	A G	N A	T L	V	Z N	C N		
LCS-51972	10	5:48 PM												X														
2006454-001A	10	5:49 PM												X														
2006454-001AMS	10	5:50 PM												X														
2006454-001AMSD	10	5:50 PM												X														
2006454-001ASD	50	5:55 PM												X														
2006454-002A	10	5:56 PM												X														
2006454-003A	10	5:57 PM												X														
2006454-004A	10	5:58 PM												X														
2006454-005A	10	5:59 PM												X														
2006454-006A	10	5:59 PM												X														
2006454-007A	10	6:00 PM												X														
2006454-008A	10	6:01 PM												X														
2006454-009A	10	6:02 PM												X														
2006454-010A	10	6:03 PM												X														
CCV-071620-2	1	6:04 PM												X														
CCB-071620-2	1	6:06 PM												X														
2006454-011A	10	6:09 PM												X														
2006454-012A	10	6:10 PM												X														
2006454-013A	10	6:11 PM												X														
2006454-014A	10	6:12 PM												X														
2006454-015A	10	6:13 PM												X														
2006454-016A	10	6:14 PM												X														
2006454-017A	10	6:14 PM												X														
2006454-018A	10	6:15 PM												X														

FORM XIII  
ANALYSIS RUN LOG

Lab Name: RTI Laboratories, Inc.

Workorder No.: 2006481

Lab Code: GLEN01

Method: MS

Instrument ID: ICPMS4

Start Date: 7/16/2020 5:11 PM

End Date: 7/16/2020 7:38 PM

Client Sample No.	D/F	Time	Analytes																								
			A L	S B	A S	B A	B E	C D	C A	C O	C R	C U	F E	P B	M G	M N	H G	N I	K	S E	A G	N A	T L	V	Z N	C N	
2006454-019A	10	6:16 PM												X													
2006454-020A	10	6:17 PM												X													
CCV-071620-3	1	6:18 PM												X													
CCB-071620-3	1	6:19 PM												X													
MB-52061	10	6:28 PM												X													
LCS-52061	10	6:29 PM												X													
2006454-022A	10	6:30 PM												X													
2006454-022AMS	10	6:31 PM												X													
2006454-022AMSD	10	6:32 PM												X													
2006454-021A	10	6:33 PM												X													
2006454-023A	10	6:34 PM												X													
2006454-024A	10	6:35 PM												X													
2006454-025A	10	6:36 PM												X													
2006454-026A	10	6:37 PM												X													
2006454-027A	10	6:38 PM												X													
2006479-001A	10	6:39 PM												X													
2006479-002A	10	6:39 PM												X													
2006479-003A	10	6:40 PM												X													
CCV-071620-4	1	6:42 PM												X													
CCB-071620-4	1	6:44 PM												X													
2006479-004A	10	6:46 PM												X													
2006479-005A	10	6:47 PM												X													
2006479-006A	10	6:48 PM												X													
2006479-007A	10	6:49 PM												X													

FORM XIII  
ANALYSIS RUN LOG

Lab Name: RTI Laboratories, Inc.

Workorder No.: 2006481

Lab Code: GLEN01

Method: MS

Instrument ID: ICPMS4

Start Date: 7/16/2020 5:11 PM

End Date: 7/16/2020 7:38 PM

Client Sample No.	D/F	Time	Analytes																									
			A L	S B	A S	B A	B E	C D	C A	C O	C R	C U	F E	P B	M G	M N	H G	N I	K	S E	A G	N A	T L	V	Z N	C N		
2006481-001A	10	6:50 PM												X														
2006481-002A	10	6:51 PM												X														
2006481-003A	10	6:51 PM												X														
2006481-004A	10	6:52 PM												X														
2006481-005A	10	6:53 PM												X														
2006481-006A	10	6:54 PM												X														
CCV-071620-5	1	6:59 PM												X														
CCB-071620-5	1	7:03 PM												X														
MB-52066	10	7:05 PM												X														
LCS-52066	10	7:05 PM												X														
2006518-001A	10	7:07 PM												X														
2006518-001AMS	10	7:08 PM												X														
2006518-001AMSD	10	7:09 PM												X														
2006518-001APDS	10	7:11 PM																										
2006481-007A	10	7:13 PM												X														
2006481-008A	10	7:14 PM												X														
2006481-009A	10	7:15 PM												X														
2006481-010A	10	7:16 PM												X														
2006481-011A	10	7:17 PM												X														
2006481-012A	10	7:18 PM												X														
2006481-013A	10	7:19 PM												X														
2006481-014A	10	7:20 PM												X														
2006481-015A	10	7:20 PM												X														
CCV-071620-6	1	7:22 PM												X														

FORM XIII  
ANALYSIS RUN LOG

Lab Name: RTI Laboratories, Inc.

Workorder No.: 2006481

Lab Code: GLEN01

Method: MS

Instrument ID: ICPMS4

Start Date: 7/16/2020 5:11 PM

End Date: 7/16/2020 7:38 PM

Client Sample No.	D/F	Time	Analytes																							
			A L	S B	A S	B A	B E	C D	C A	C O	C R	C U	F E	P B	M G	M N	H G	N I	K	S E	A G	N A	T L	V	Z N	C N
CCB-071620-6	1	7:23 PM												X												
2006481-016A	10	7:27 PM												X												
2006481-017A	10	7:27 PM												X												
2006481-018A	10	7:28 PM												X												
2006481-019A	10	7:29 PM												X												
2006481-020A	10	7:30 PM												X												
2006481-021A	10	7:31 PM												X												
2006481-022A	10	7:32 PM												X												
2006481-023A	10	7:33 PM												X												
2006481-024A	10	7:34 PM												X												
2006481-025A	10	7:34 PM												X												
CCV-071620-7	1	7:35 PM												X												
CCB-071620-7	1	7:36 PM												X												
QCS-071620-1	1	7:38 PM												X												

## FORM XV

## ICPMS INTERNAL STANDARDS INTENSITY SUMMARY

Lab Name: RTI Laboratories, Inc.

Contract:

Lab Code: GLEN01ClientID: USA17

SAS No.:

SDG No.: 2006481Instrument ID: ICPMS4Start Date: 7/16/2020 5:11 PMEnd Date: 7/16/2020 7:38 PM

RunNo: 119517	Internal Standards %RI For:										
EPA Sample No.	Time	Germanium	Q	Indium	Q	Lithium-6	Q	Scandium	Q	Terbium	Q
ICAL1	5:11:37 PM	*	*	*	*	*	*	*	*	100	
ICAL3	5:12:22 PM	*	*	*	*	*	*	*	*	98.5	
ICAL4	5:13:08 PM	*	*	*	*	*	*	*	*	99.5	
ICAL5	5:13:53 PM	*	*	*	*	*	*	*	*	99.8	
ICAL6	5:14:39 PM	*	*	*	*	*	*	*	*	101	
ICAL7	5:15:24 PM	*	*	*	*	*	*	*	*	99.6	
ICAL8	5:16:09 PM	*	*	*	*	*	*	*	*	99.8	
ICV-071620	5:16:55 PM	*	*	*	*	*	*	*	*	101	
ICB-071620	5:21:22 PM	*	*	*	*	*	*	*	*	99.0	
CRQL-071620	5:22:58 PM	*	*	*	*	*	*	*	*	97.3	
ICSA-071620	5:23:59 PM	*	*	*	*	*	*	*	*	101	
ICSAB-071620	5:24:44 PM	*	*	*	*	*	*	*	*	104	
CCV-071620-1	5:35:34 PM	*	*	*	*	*	*	*	*	99.6	
CCB-071620-1	5:45:42 PM	*	*	*	*	*	*	*	*	98.1	
MB-51972	5:47:23 PM	*	*	*	*	*	*	*	*	102	
LCS-51972	5:48:15 PM	*	*	*	*	*	*	*	*	103	
2006454-001A	5:49:11 PM	*	*	*	*	*	*	*	*	103	
2006454-001AMS	5:50:04 PM	*	*	*	*	*	*	*	*	104	
2006454-001AMSD	5:50:56 PM	*	*	*	*	*	*	*	*	104	
2006454-001ASD	5:55:34 PM	*	*	*	*	*	*	*	*	101	
2006454-002A	5:56:30 PM	*	*	*	*	*	*	*	*	103	
2006454-003A	5:57:22 PM	*	*	*	*	*	*	*	*	105	
2006454-004A	5:58:14 PM	*	*	*	*	*	*	*	*	104	
2006454-005A	5:59:05 PM	*	*	*	*	*	*	*	*	103	
2006454-006A	5:59:57 PM	*	*	*	*	*	*	*	*	107	
2006454-007A	6:00:49 PM	*	*	*	*	*	*	*	*	107	
2006454-008A	6:01:41 PM	*	*	*	*	*	*	*	*	106	
2006454-009A	6:02:33 PM	*	*	*	*	*	*	*	*	107	
2006454-010A	6:03:25 PM	*	*	*	*	*	*	*	*	105	
CCV-071620-2	6:04:31 PM	*	*	*	*	*	*	*	*	103	
CCB-071620-2	6:06:20 PM	*	*	*	*	*	*	*	*	102	
2006454-011A	6:09:45 PM	*	*	*	*	*	*	*	*	104	
2006454-012A	6:10:37 PM	*	*	*	*	*	*	*	*	103	
2006454-013A	6:11:28 PM	*	*	*	*	*	*	*	*	103	
2006454-014A	6:12:20 PM	*	*	*	*	*	*	*	*	105	
2006454-015A	6:13:12 PM	*	*	*	*	*	*	*	*	104	
2006454-016A	6:14:03 PM	*	*	*	*	*	*	*	*	106	
2006454-017A	6:14:55 PM	*	*	*	*	*	*	*	*	105	
2006454-018A	6:15:46 PM	*	*	*	*	*	*	*	*	105	
2006454-019A	6:16:38 PM	*	*	*	*	*	*	*	*	104	
2006454-020A	6:17:29 PM	*	*	*	*	*	*	*	*	106	
CCV-071620-3	6:18:38 PM	*	*	*	*	*	*	*	*	104	
CCB-071620-3	6:19:33 PM	*	*	*	*	*	*	*	*	104	

R = RI value outside 60-125 Control Limits

\* = This Internal Standard not used for this analysis

EPA Sample No.	Time	Germanium	Q	Indium	Q	Lithium-6	Q	Scandium	Q	Terbium	Q
MB-52061	6:28:56 PM	*	*	*	*	*	*	*	*	104	
LCS-52061	6:29:48 PM	*	*	*	*	*	*	*	*	106	
2006454-022A	6:30:51 PM	*	*	*	*	*	*	*	*	103	
2006454-022AMS	6:31:43 PM	*	*	*	*	*	*	*	*	106	
2006454-022AMSD	6:32:34 PM	*	*	*	*	*	*	*	*	106	
2006454-021A	6:33:56 PM	*	*	*	*	*	*	*	*	105	
2006454-023A	6:34:47 PM	*	*	*	*	*	*	*	*	104	
2006454-024A	6:35:39 PM	*	*	*	*	*	*	*	*	108	
2006454-025A	6:36:31 PM	*	*	*	*	*	*	*	*	105	
2006454-026A	6:37:23 PM	*	*	*	*	*	*	*	*	107	
2006454-027A	6:38:13 PM	*	*	*	*	*	*	*	*	107	
2006479-001A	6:39:03 PM	*	*	*	*	*	*	*	*	106	
2006479-002A	6:39:55 PM	*	*	*	*	*	*	*	*	106	
2006479-003A	6:40:47 PM	*	*	*	*	*	*	*	*	107	
CCV-071620-4	6:42:26 PM	*	*	*	*	*	*	*	*	104	
CCB-071620-4	6:44:09 PM	*	*	*	*	*	*	*	*	101	
2006479-004A	6:46:47 PM	*	*	*	*	*	*	*	*	105	
2006479-005A	6:47:39 PM	*	*	*	*	*	*	*	*	106	
2006479-006A	6:48:31 PM	*	*	*	*	*	*	*	*	106	
2006479-007A	6:49:22 PM	*	*	*	*	*	*	*	*	103	
2006481-001A	6:50:14 PM	*	*	*	*	*	*	*	*	105	
2006481-002A	6:51:05 PM	*	*	*	*	*	*	*	*	106	
2006481-003A	6:51:57 PM	*	*	*	*	*	*	*	*	106	
2006481-004A	6:52:49 PM	*	*	*	*	*	*	*	*	106	
2006481-005A	6:53:41 PM	*	*	*	*	*	*	*	*	106	
2006481-006A	6:54:32 PM	*	*	*	*	*	*	*	*	105	
CCV-071620-5	6:59:22 PM	*	*	*	*	*	*	*	*	104	
CCB-071620-5	7:03:16 PM	*	*	*	*	*	*	*	*	102	
MB-52066	7:05:04 PM	*	*	*	*	*	*	*	*	106	
LCS-52066	7:05:57 PM	*	*	*	*	*	*	*	*	108	
2006518-001AMS	7:08:31 PM	*	*	*	*	*	*	*	*	102	
2006518-001AMSD	7:09:23 PM	*	*	*	*	*	*	*	*	102	
2006518-001APDS	7:11:52 PM	*	*	*	*	*	*	*	*	101	
2006481-007A	7:13:57 PM	*	*	*	*	*	*	*	*	108	
2006481-008A	7:14:49 PM	*	*	*	*	*	*	*	*	105	
2006481-009A	7:15:40 PM	*	*	*	*	*	*	*	*	107	
2006481-010A	7:16:32 PM	*	*	*	*	*	*	*	*	105	
2006481-011A	7:17:24 PM	*	*	*	*	*	*	*	*	106	
2006481-012A	7:18:15 PM	*	*	*	*	*	*	*	*	107	
2006481-013A	7:19:07 PM	*	*	*	*	*	*	*	*	107	
2006481-014A	7:20:00 PM	*	*	*	*	*	*	*	*	104	
2006481-015A	7:20:52 PM	*	*	*	*	*	*	*	*	107	
CCV-071620-6	7:22:20 PM	*	*	*	*	*	*	*	*	99.9	
CCB-071620-6	7:23:41 PM	*	*	*	*	*	*	*	*	99.4	
2006481-016A	7:27:07 PM	*	*	*	*	*	*	*	*	105	
2006481-017A	7:27:59 PM	*	*	*	*	*	*	*	*	105	
2006481-018A	7:28:50 PM	*	*	*	*	*	*	*	*	101	
2006481-019A	7:29:42 PM	*	*	*	*	*	*	*	*	105	
2006481-020A	7:30:34 PM	*	*	*	*	*	*	*	*	105	
2006481-021A	7:31:26 PM	*	*	*	*	*	*	*	*	106	
2006481-022A	7:32:18 PM	*	*	*	*	*	*	*	*	105	
2006481-023A	7:33:10 PM	*	*	*	*	*	*	*	*	102	
2006481-024A	7:34:02 PM	*	*	*	*	*	*	*	*	106	
2006481-025A	7:34:55 PM	*	*	*	*	*	*	*	*	108	

R = RI value outside 60-125 Control Limits  
 \* =This Internal Standard not used for this analysis

EPA Sample No.	Time	Germanium	Q	Indium	Q	Lithium-6	Q	Scandium	Q	Terbium	Q
CCV-071620-7	7:35:58 PM	*	*	*	*	*	*	*	*	103	
CCB-071620-7	7:36:54 PM	*	*	*	*	*	*	*	*	101	
QCS-071620-1	7:38:00 PM	*	*	*	*	*	*	*	*	98.9	

R = RI value outside 60-125 Control Limits  
 \* =This Internal Standard not used for this analysis



SEQ	SAMP TYPE	SAMP	DATE/TIME	METHOD	DIL
1		ICAL1	07/16/20 05:11 PM	ked epa6020 pb only.mth	
2		ICAL3	07/16/20 05:12 PM	ked epa6020 pb only.mth	
3		ICAL4	07/16/20 05:13 PM	ked epa6020 pb only.mth	
4		ICAL5	07/16/20 05:13 PM	ked epa6020 pb only.mth	
5		ICAL6	07/16/20 05:14 PM	ked epa6020 pb only.mth	
6		ICAL7	07/16/20 05:15 PM	ked epa6020 pb only.mth	
7		ICAL8	07/16/20 05:16 PM	ked epa6020 pb only.mth	
8	SW_6020A,ICV	ICV-071620	07/16/20 05:16 PM	ked epa6020 pb only.mth	
9	SW_6020A,ICB	ICB-071620	07/16/20 05:21 PM	ked epa6020 pb only.mth	
10	SW_6020A,CRQL	CRQL-071620	07/16/20 05:22 PM	ked epa6020 pb only.mth	
11	SW_6020A,ICSA	ICSA-071620	07/16/20 05:23 PM	ked epa6020 pb only.mth	
12	SW_6020A,ICSAB	ICSAB-071620	07/16/20 05:24 PM	ked epa6020 pb only.mth	
13	SW_6020A,MBLK	MB-52038	07/16/20 05:26 PM	ked epa6020 pb only.mth	X10
14	SW_6020A,LCS	LCS-52038	07/16/20 05:27 PM	ked epa6020 pb only.mth	X10
15	SW_6020A,SAMP	2007171-015A	07/16/20 05:29 PM	ked epa6020 pb only.mth	X10
16	SW_6020A,MS	2007171-015AMS	07/16/20 05:30 PM	ked epa6020 pb only.mth	X10
17	SW_6020A,MSD	2007171-015AMSD	07/16/20 05:30 PM	ked epa6020 pb only.mth	X10
18	SW_6020A,SAMP	2007171-003A	07/16/20 05:31 PM	ked epa6020 pb only.mth	X10
19	SW_6020A,SAMP	2007171-008A	07/16/20 05:32 PM	ked epa6020 pb only.mth	X10
20	SW_6020A,SAMP	2007171-010A	07/16/20 05:33 PM	ked epa6020 pb only.mth	X10
21	SW_6020A,SAMP	2007171-011A	07/16/20 05:33 PM	ked epa6020 pb only.mth	X10
22	SW_6020A,CCV	CCV-071620-1	07/16/20 05:35 PM	ked epa6020 pb only.mth	
23	SW_6020A,CCB	CCB-071620-1	07/16/20 05:45 PM	ked epa6020 pb only.mth	
24	SW_6020S,MBLK	MB-51972	07/16/20 05:47 PM	ked epa6020 pb only.mth	X10
25	SW_6020S,LCS	LCS-51972	07/16/20 05:48 PM	ked epa6020 pb only.mth	X10
26	SW_6020S,SAMP	2006454-001A	07/16/20 05:49 PM	ked epa6020 pb only.mth	X10
27	SW_6020S,MS	2006454-001AMS	07/16/20 05:50 PM	ked epa6020 pb only.mth	X10
28	SW_6020S,MSD	2006454-001AMSD	07/16/20 05:50 PM	ked epa6020 pb only.mth	X10
29	SW_6020S,SD	2006454-001ASD	07/16/20 05:55 PM	ked epa6020 pb only.mth	X50
30	SW_6020S,SAMP	2006454-002A	07/16/20 05:56 PM	ked epa6020 pb only.mth	X10
31	SW_6020S,SAMP	2006454-003A	07/16/20 05:57 PM	ked epa6020 pb only.mth	X10
32	SW_6020S,SAMP	2006454-004A	07/16/20 05:58 PM	ked epa6020 pb only.mth	X10
33	SW_6020S,SAMP	2006454-005A	07/16/20 05:59 PM	ked epa6020 pb only.mth	X10
34	SW_6020S,SAMP	2006454-006A	07/16/20 05:59 PM	ked epa6020 pb only.mth	X10
35	SW_6020S,SAMP	2006454-007A	07/16/20 06:00 PM	ked epa6020 pb only.mth	X10
36	SW_6020S,SAMP	2006454-008A	07/16/20 06:01 PM	ked epa6020 pb only.mth	X10
37	SW_6020S,SAMP	2006454-009A	07/16/20 06:02 PM	ked epa6020 pb only.mth	X10
38	SW_6020S,SAMP	2006454-010A	07/16/20 06:03 PM	ked epa6020 pb only.mth	X10
39	SW_6020A,CCV	CCV-071620-2	07/16/20 06:04 PM	ked epa6020 pb only.mth	
40	SW_6020A,CCB	CCB-071620-2	07/16/20 06:06 PM	ked epa6020 pb only.mth	
41	SW_6020S,SAMP	2006454-011A	07/16/20 06:09 PM	ked epa6020 pb only.mth	X10
42	SW_6020S,SAMP	2006454-012A	07/16/20 06:10 PM	ked epa6020 pb only.mth	X10
43	SW_6020S,SAMP	2006454-013A	07/16/20 06:11 PM	ked epa6020 pb only.mth	X10
44	SW_6020S,SAMP	2006454-014A	07/16/20 06:12 PM	ked epa6020 pb only.mth	X10
45	SW_6020S,SAMP	2006454-015A	07/16/20 06:13 PM	ked epa6020 pb only.mth	X10

46	SW_6020S,SAMP	2006454-016A	07/16/20 06:14 PM	ked epa6020 pb only.mth	X10
47	SW_6020S,SAMP	2006454-017A	07/16/20 06:14 PM	ked epa6020 pb only.mth	X10
48	SW_6020S,SAMP	2006454-018A	07/16/20 06:15 PM	ked epa6020 pb only.mth	X10
49	SW_6020S,SAMP	2006454-019A	07/16/20 06:16 PM	ked epa6020 pb only.mth	X10
50	SW_6020S,SAMP	2006454-020A	07/16/20 06:17 PM	ked epa6020 pb only.mth	X10
51	SW_6020A,CCV	CCV-071620-3	07/16/20 06:18 PM	ked epa6020 pb only.mth	
52	SW_6020A,CCB	CCB-071620-3	07/16/20 06:19 PM	ked epa6020 pb only.mth	
53	SW_6020S,MBLK	MB-52061	07/16/20 06:28 PM	ked epa6020 pb only.mth	X10
54	SW_6020S,LCS	LCS-52061	07/16/20 06:29 PM	ked epa6020 pb only.mth	X10
55	SW_6020S,SAMP	2006454-022A	07/16/20 06:30 PM	ked epa6020 pb only.mth	X10
56	SW_6020S,MS	2006454-022AMS	07/16/20 06:31 PM	ked epa6020 pb only.mth	X10
57	SW_6020S,MSD	2006454-022AMSD	07/16/20 06:32 PM	ked epa6020 pb only.mth	X10
58	SW_6020S,SAMP	2006454-021A	07/16/20 06:33 PM	ked epa6020 pb only.mth	X10
59	SW_6020S,SAMP	2006454-023A	07/16/20 06:34 PM	ked epa6020 pb only.mth	X10
60	SW_6020S,SAMP	2006454-024A	07/16/20 06:35 PM	ked epa6020 pb only.mth	X10
61	SW_6020S,SAMP	2006454-025A	07/16/20 06:36 PM	ked epa6020 pb only.mth	X10
62	SW_6020S,SAMP	2006454-026A	07/16/20 06:37 PM	ked epa6020 pb only.mth	X10
63	SW_6020S,SAMP	2006454-027A	07/16/20 06:38 PM	ked epa6020 pb only.mth	X10
64	SW_6020S,SAMP	2006479-001A	07/16/20 06:39 PM	ked epa6020 pb only.mth	X10
65	SW_6020S,SAMP	2006479-002A	07/16/20 06:39 PM	ked epa6020 pb only.mth	X10
66	SW_6020S,SAMP	2006479-003A	07/16/20 06:40 PM	ked epa6020 pb only.mth	X10
67	SW_6020A,CCV	CCV-071620-4	07/16/20 06:42 PM	ked epa6020 pb only.mth	
68	SW_6020A,CCB	CCB-071620-4	07/16/20 06:44 PM	ked epa6020 pb only.mth	
69	SW_6020S,SAMP	2006479-004A	07/16/20 06:46 PM	ked epa6020 pb only.mth	X10
70	SW_6020S,SAMP	2006479-005A	07/16/20 06:47 PM	ked epa6020 pb only.mth	X10
71	SW_6020S,SAMP	2006479-006A	07/16/20 06:48 PM	ked epa6020 pb only.mth	X10
72	SW_6020S,SAMP	2006479-007A	07/16/20 06:49 PM	ked epa6020 pb only.mth	X10
73	SW_6020S,SAMP	2006481-001A	07/16/20 06:50 PM	ked epa6020 pb only.mth	X10
74	SW_6020S,SAMP	2006481-002A	07/16/20 06:51 PM	ked epa6020 pb only.mth	X10
75	SW_6020S,SAMP	2006481-003A	07/16/20 06:51 PM	ked epa6020 pb only.mth	X10
76	SW_6020S,SAMP	2006481-004A	07/16/20 06:52 PM	ked epa6020 pb only.mth	X10
77	SW_6020S,SAMP	2006481-005A	07/16/20 06:53 PM	ked epa6020 pb only.mth	X10
78	SW_6020S,SAMP	2006481-006A	07/16/20 06:54 PM	ked epa6020 pb only.mth	X10
79	SW_6020A,CCV	CCV-071620-5	07/16/20 06:59 PM	ked epa6020 pb only.mth	
80	SW_6020A,CCB	CCB-071620-5	07/16/20 07:03 PM	ked epa6020 pb only.mth	
81	SW_6020S,MBLK	MB-52066	07/16/20 07:05 PM	ked epa6020 pb only.mth	X10
82	SW_6020S,LCS	LCS-52066	07/16/20 07:05 PM	ked epa6020 pb only.mth	X10
83	SW_6020S,SAMP	2006518-001A	07/16/20 07:07 PM	ked epa6020 pb only.mth	X10
84	SW_6020S,MS	2006518-001AMS	07/16/20 07:08 PM	ked epa6020 pb only.mth	X10
85	SW_6020S,MSD	2006518-001AMSD	07/16/20 07:09 PM	ked epa6020 pb only.mth	X10
86	SW_6020S,PDS	2006518-001APDS	07/16/20 07:11 PM	ked epa6020 pb only.mth	X10
87	SW_6020S,SAMP	2006481-007A	07/16/20 07:13 PM	ked epa6020 pb only.mth	X10
88	SW_6020S,SAMP	2006481-008A	07/16/20 07:14 PM	ked epa6020 pb only.mth	X10
89	SW_6020S,SAMP	2006481-009A	07/16/20 07:15 PM	ked epa6020 pb only.mth	X10
90	SW_6020S,SAMP	2006481-010A	07/16/20 07:16 PM	ked epa6020 pb only.mth	X10
91	SW_6020S,SAMP	2006481-011A	07/16/20 07:17 PM	ked epa6020 pb only.mth	X10

Sheet1

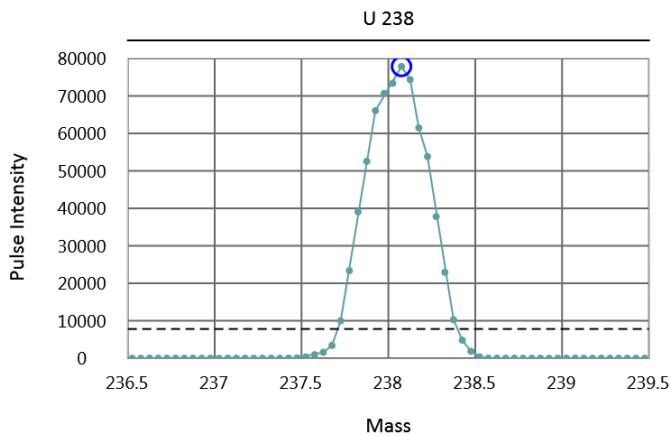
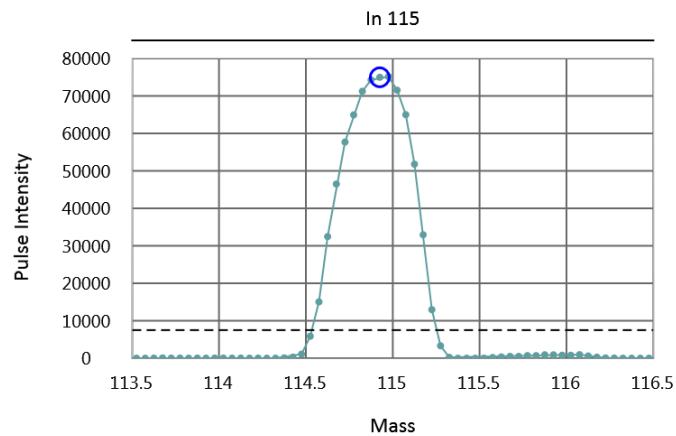
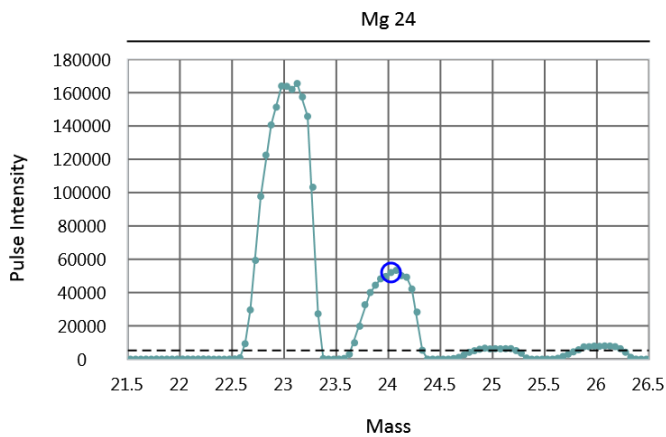
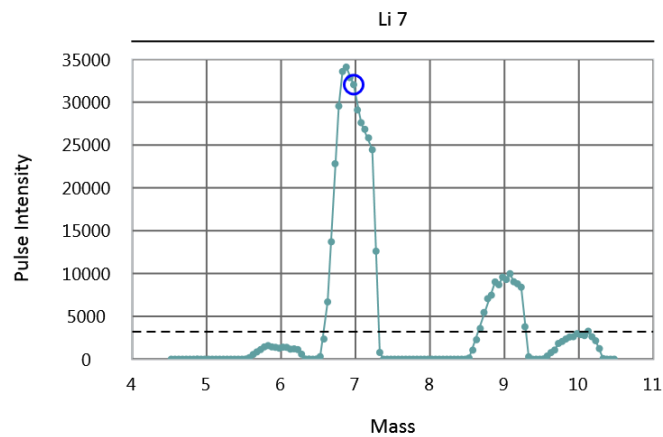
92	SW_6020S,SAMP	2006481-012A	07/16/20 07:18 PM	ked epa6020 pb only.mth	X10
93	SW_6020S,SAMP	2006481-013A	07/16/20 07:19 PM	ked epa6020 pb only.mth	X10
94	SW_6020S,SAMP	2006481-014A	07/16/20 07:20 PM	ked epa6020 pb only.mth	X10
95	SW_6020S,SAMP	2006481-015A	07/16/20 07:20 PM	ked epa6020 pb only.mth	X10
96	SW_6020A,CCV	CCV-071620-6	07/16/20 07:22 PM	ked epa6020 pb only.mth	
97	SW_6020A,CCB	CCB-071620-6	07/16/20 07:23 PM	ked epa6020 pb only.mth	
98	SW_6020S,SAMP	2006481-016A	07/16/20 07:27 PM	ked epa6020 pb only.mth	X10
99	SW_6020S,SAMP	2006481-017A	07/16/20 07:27 PM	ked epa6020 pb only.mth	X10
100	SW_6020S,SAMP	2006481-018A	07/16/20 07:28 PM	ked epa6020 pb only.mth	X10
101	SW_6020S,SAMP	2006481-019A	07/16/20 07:29 PM	ked epa6020 pb only.mth	X10
102	SW_6020S,SAMP	2006481-020A	07/16/20 07:30 PM	ked epa6020 pb only.mth	X10
103	SW_6020S,SAMP	2006481-021A	07/16/20 07:31 PM	ked epa6020 pb only.mth	X10
104	SW_6020S,SAMP	2006481-022A	07/16/20 07:32 PM	ked epa6020 pb only.mth	X10
105	SW_6020S,SAMP	2006481-023A	07/16/20 07:33 PM	ked epa6020 pb only.mth	X10
106	SW_6020S,SAMP	2006481-024A	07/16/20 07:34 PM	ked epa6020 pb only.mth	X10
107	SW_6020S,SAMP	2006481-025A	07/16/20 07:34 PM	ked epa6020 pb only.mth	X10
108	SW_6020A,CCV	CCV-071620-7	07/16/20 07:35 PM	ked epa6020 pb only.mth	
109	SW_6020A,CCB	CCB-071620-7	07/16/20 07:36 PM	ked epa6020 pb only.mth	
110	SW_6020A,QCS	QCS-071620-1	07/16/20 07:38 PM	ked epa6020 pb only.mth	

Sample Id	Calibration Curves	Slope	Intercept	Correlation Coefficient
Acquisition Time	07/16/2020 17:16:09			
Pb 208		0.02971	0.00009	0.99988

Mass Calibration and Resolution - [Passed] Optimum value(s): N/A  
Target/Obtained mass (7.016/6.975), Target/Obtained resolution (0.7/0.730)  
Target/Obtained mass (23.985/24.025), Target/Obtained resolution (0.7/0.685)  
Target/Obtained mass (114.904/114.925), Target/Obtained resolution (0.7/0.719)  
Target/Obtained mass (238.05/238.075), Target/Obtained resolution (0.7/0.689)

Acq. Date/Time: 07/16/2020 16:38:12  
Sent to file: C:\Users\Public\Documents\PerkinElmer Syngistix\ICPMS\MassCal\Default.tun

Analyte	Exact Mass	Meas. Mass	Mass DAC	Res DAC	Meas. Peak Width	Custom Res
Li	7.016	6.975	1232	2064	0.730	
Mg	23.985	24.025	4616	2068	0.685	
In	114.904	114.925	22790	2072	0.719	
U	238.05	238.075	47420	2073	0.689	



## Performance Check Report

### Sample ID: [STD] Performance Check

Sample Date/Time: Thursday, July 16, 2020 16:39:25

Sample Description:

Method File: C:\Users\Public\Documents\PerkinElmer Syngistix\ICPMS\Method\STD Performance Check.mth

Dataset File: C:\Users\Public\Documents\PerkinElmer Syngistix\ICPMS\DataSet\OPTIMIZE 2020\[STD] Performance Check.379

MassCal File: C:\Users\Public\Documents\PerkinElmer Syngistix\ICPMS\MassCal\Default.tun

Conditions File: C:\Users\Public\Documents\PerkinElmer Syngistix\ICPMS\Conditions\Default.dac

Dual Detector Mode: Pulse

Acq. Dead Time (ns): 35

Current Dead Time (ns): 35

Torch Z position (mm): 0.00

## Replicates

### Replicate 1

Analyte	Mass	Meas. Intensity
Be	9	9975.148
In	115	77071.676
U	238	79165.411
CeO	156	1685.099
Ce	140	83054.733
Ce++	70	1149.046
Bkgd	220	0.833

### Replicate 2

Analyte	Mass	Meas. Intensity
Be	9	9845.391
In	115	76998.952
U	238	79748.977
CeO	156	1805.781
Ce	140	83270.651
Ce++	70	1145.046
Bkgd	220	1.000

### Replicate 3

Analyte	Mass	Meas. Intensity
Be	9	9833.050
In	115	77534.168
U	238	79647.413
CeO	156	1763.776
Ce	140	83372.241
Ce++	70	1169.381
Bkgd	220	0.500

### Replicate 4

Analyte	Mass	Meas. Intensity
Be	9	9768.005
In	115	76864.899
U	238	79483.168
CeO	156	1727.438
Ce	140	83186.832
Ce++	70	1153.713
Bkgd	220	1.000

### Replicate 5

Analyte	Mass	Meas. Intensity
Be	9	9680.612
In	115	76176.560
U	238	79232.113
CeO	156	1679.432
Ce	140	82622.907
Ce++	70	1120.377
Bkgd	220	0.667

Sample ID: [STD] Performance Check

Report Date/Time: Thursday, July 16, 2020 16:41:29

Page 1

## Summary

Analyte	Mass	Meas. Intens. Mean	Net Intens. Mean	Net Intens. SD	Net Intens. RSD	Mode
Be	9.0	9820.4	9820.441	108.417	1.1	Standard
In	114.9	76929.3	76929.251	490.345	0.6	Standard
U	238.1	79455.4	79455.416	253.859	0.3	Standard
[ CeO	155.9	1732.3	0.021	0.001	2.8	Standard
> Ce	139.9	83101.5	83101.473	291.733	0.4	Standard
[ Ce++	70.0	1147.5	0.014	0.000	1.2	Standard
Bkgd	220.0	0.8	0.800	0.217	27.2	Standard

## Current Conditions File Data

Current Value	Description
0.73	Standard - Nebulizer Gas Flow STD/KED [NEB]
1.20	Standard - Auxiliary Gas Flow
16.50	Standard - Plasma Gas Flow
-13.00	Standard - Deflector Voltage
1600.00	Standard - ICP RF Power
-1750.00	Standard - Analog Stage Voltage
950.00	Standard - Pulse Stage Voltage
-4.00	Standard - Quadrupole Rod Offset STD [QRO]
-4.00	Standard - Cell Rod Offset STD [CRO]
12.00	Standard - Discriminator Threshold
-4.00	Standard - Cell Entrance/Exit Voltage STD
-12.00	Helium KED - KED Mode QRO
-16.50	Helium KED - KED Mode CRO
-8.00	Helium KED - KED Mode Cell Entrance Voltage
-22.00	Helium KED - KED Mode Cell Exit Voltage
475.00	Helium KED - KED Mode Axial Field Voltage
0.00	Helium KED - KED RPa
0.25	Helium KED - KED RPq
4.20	Helium KED - Cell Gas A

## Method 200.8 - Summary Report

### Sample ID: ICAL1

Sample Date/Time: Thursday, July 16, 2020 17:11:37

Sample Type: Blank

Sample Description:

Number of Replicates: 3

Batch ID: SW\_6020A,ICAL1

Method File: C:\Users\Public\Documents\PerkinElmer Syngistix\ICPMS\Method\epa 6020 ked\2019\ked epa6020 pb only.mth

Dataset File: C:\Users\Public\Documents\PerkinElmer Syngistix\ICPMS\DataSet\071620\ICAL1.001

### Summary

#### Concentration Results

Analyte Mass		Meas. Intens. Mean	Meas. Intens. RSD	Net Intens. Mean	Conc. Mean	Conc. RSD	Sample Unit
[> L	Kr	84	1085.898	6.162			ug/L
	Tb	159	648535.685	2.079			ug/L
	Pb	208	106.945	22.154			ug/L

Sample ID: ICAL1

Report Date/Time: Friday, July 17, 2020 10:01:53

Page 1



### QC Calculated Values

Analyte		MASS	Int Std % Recovery
[> L	Kr	84	
	Tb	159	
	Pb	208	

### QC Out of Limits

Analyte	Mass	Out of Limits Message
---------	------	-----------------------

## Method 200.8 - Summary Report

### Sample ID: ICAL3

Sample Date/Time: Thursday, July 16, 2020 17:12:22

Sample Type: Standard

Sample Description:

Number of Replicates: 3

Batch ID: SW\_6020A,ICAL3

Method File: C:\Users\Public\Documents\PerkinElmer Syngistix\ICPMS\Method\epa 6020 ked\2019\ked epa6020 pb only.mth

Dataset File: C:\Users\Public\Documents\PerkinElmer Syngistix\ICPMS\DataSet\071620\ICAL3.002

### Summary

#### Concentration Results

Analyte	Mass	Meas. Intens.	Mean	Meas. Intens. RSD	Net Intens. Mean	Conc. Mean	Conc. RSD	Sample Unit
Kr	84		1194.004	1.785	108.106	-42.913	19.7	ug/L
[> Tb	159		638541.805	2.730	638541.805			ug/L
[ Pb	208		3955.772	4.148	0.006	0.200	3.8	ug/L

### QC Calculated Values

Analyte		MASS	Int Std % Recovery
[> L	Kr	84	
	Tb	159	
	Pb	208	

### QC Out of Limits

Analyte	Mass	Out of Limits Message
---------	------	-----------------------

## Method 200.8 - Summary Report

### Sample ID: ICAL4

Sample Date/Time: Thursday, July 16, 2020 17:13:08

Sample Type: Standard

Sample Description:

Number of Replicates: 3

Batch ID: SW\_6020A,ICAL4

Method File: C:\Users\Public\Documents\PerkinElmer Syngistix\ICPMS\Method\epa 6020 ked\2019\ked epa6020 pb only.mth

Dataset File: C:\Users\Public\Documents\PerkinElmer Syngistix\ICPMS\DataSet\071620\ICAL4.003

### Summary

#### Concentration Results

Analyte Mass		Meas. Intens. Mean	Meas. Intens. RSD	Net Intens. Mean	Conc. Mean	Conc. RSD	Sample Unit
[> L]	Kr	84	1221.695	1.769	135.797	-53.905	15.9 ug/L
	Tb	159	645255.052	1.374	645255.052		ug/L
	Pb	208	98858.247	0.463	0.153	5.148	1.7 ug/L

Sample ID: ICAL4

Report Date/Time: Friday, July 17, 2020 10:01:56

Page 1

### QC Calculated Values

Analyte		MASS	Int Std % Recovery
Kr		84	
[>	Tb	159	
[	Pb	208	

### QC Out of Limits

Analyte	Mass	Out of Limits Message
---------	------	-----------------------

## Method 200.8 - Summary Report

### Sample ID: ICAL5

Sample Date/Time: Thursday, July 16, 2020 17:13:53

Sample Type: Standard

Sample Description:

Number of Replicates: 3

Batch ID: SW\_6020A,ICAL5

Method File: C:\Users\Public\Documents\PerkinElmer Syngistix\ICPMS\Method\epa 6020 ked\2019\ked epa6020 pb only.mth

Dataset File: C:\Users\Public\Documents\PerkinElmer Syngistix\ICPMS\DataSet\071620\ICAL5.004

### Summary

#### Concentration Results

	Analyte Mass	Meas. Intens. Mean	Meas. Intens. RSD	Net Intens. Mean	Conc. Mean	Conc. RSD	Sample Unit
	Kr 84	1291.379	7.768	205.481	-81.567	48.8	ug/L
[>	Tb 159	647338.031	3.565	647338.031			ug/L
[	Pb 208	191976.728	2.392	0.296	9.974	1.2	ug/L

### QC Calculated Values

Analyte		MASS	Int Std % Recovery
[> L	Kr	84	
	Tb	159	
	Pb	208	

### QC Out of Limits

Analyte	Mass	Out of Limits Message
---------	------	-----------------------

## Method 200.8 - Summary Report

### Sample ID: ICAL6

Sample Date/Time: Thursday, July 16, 2020 17:14:39

Sample Type: Standard

Sample Description:

Number of Replicates: 3

Batch ID: SW\_6020A,ICAL6

Method File: C:\Users\Public\Documents\PerkinElmer Syngistix\ICPMS\Method\epa 6020 ked\2019\ked epa6020 pb only.mth

Dataset File: C:\Users\Public\Documents\PerkinElmer Syngistix\ICPMS\DataSet\071620\ICAL6.005

### Summary

#### Concentration Results

Analyte Mass		Meas. Intens. Mean	Meas. Intens. RSD	Net Intens. Mean	Conc. Mean	Conc. RSD	Sample Unit
[> [	Kr	84	1107.364	3.955	21.466	-8.521	204.0 ug/L
	Tb	159	652322.916	1.982	652322.916		ug/L
	Pb	208	385376.711	0.305	0.591	19.879	2.2 ug/L



### QC Calculated Values

Analyte		MASS	Int Std % Recovery
Kr		84	
[>	Tb	159	
[	Pb	208	

### QC Out of Limits

Analyte	Mass	Out of Limits Message
---------	------	-----------------------

## Method 200.8 - Summary Report

### Sample ID: ICAL7

Sample Date/Time: Thursday, July 16, 2020 17:15:24

Sample Type: Standard

Sample Description:

Number of Replicates: 3

Batch ID: SW\_6020A,ICAL7

Method File: C:\Users\Public\Documents\PerkinElmer Syngistix\ICPMS\Method\epa 6020 ked\2019\ked epa6020 pb only.mth

Dataset File: C:\Users\Public\Documents\PerkinElmer Syngistix\ICPMS\DataSet\071620\ICAL7.006

### Summary

#### Concentration Results

Analyte Mass		Meas. Intens. Mean	Meas. Intens. RSD	Net Intens. Mean	Conc. Mean	Conc. RSD	Sample Unit
[> [	Kr	84	1109.593	9.455	23.695	-9.406	442.7 ug/L
	Tb	159	645657.523	2.578	645657.523		ug/L
	Pb	208	951044.529	1.512	1.473	49.572	1.4 ug/L

Sample ID: ICAL7

Report Date/Time: Friday, July 17, 2020 10:02:00

Page 1

### QC Calculated Values

Analyte		MASS	Int Std % Recovery
[> L	Kr	84	
	Tb	159	
	Pb	208	

### QC Out of Limits

Analyte	Mass	Out of Limits Message
---------	------	-----------------------

## Method 200.8 - Summary Report

### Sample ID: ICAL8

Sample Date/Time: Thursday, July 16, 2020 17:16:09

Sample Type: Standard

Sample Description:

Number of Replicates: 3

Batch ID: SW\_6020A,ICAL8

Method File: C:\Users\Public\Documents\PerkinElmer Syngistix\ICPMS\Method\epa 6020 ked\2019\ked epa6020 pb only.mth

Dataset File: C:\Users\Public\Documents\PerkinElmer Syngistix\ICPMS\DataSet\071620\ICAL8.007

### Summary

#### Concentration Results

	Analyte	Mass	Meas. Intens.	Mean	Meas. Intens. RSD	Net Intens. Mean	Conc. Mean	Conc. RSD	Sample Unit
	Kr	84		714.080	17.291	-371.818	147.595	33.2	ug/L
[>	Tb	159		647219.561	1.105	647219.561			ug/L
[	Pb	208		1901453.635	0.912	2.938	98.862	0.3	ug/L

### QC Calculated Values

Analyte		MASS	Int Std % Recovery
[> L	Kr	84	
	Tb	159	
	Pb	208	

### QC Out of Limits

Analyte	Mass	Out of Limits Message
Kr	84	

## Method 200.8 - Summary Report

### Sample ID: ICV-071620

Sample Date/Time: Thursday, July 16, 2020 17:16:55

Sample Type: Sample

Sample Description:

Number of Replicates: 3

Batch ID: SW\_6020A,ICV

Method File: C:\Users\Public\Documents\PerkinElmer Syngistix\ICPMS\Method\epa 6020 ked\2019\ked epa6020 pb only.mth

Dataset File: C:\Users\Public\Documents\PerkinElmer Syngistix\ICPMS\DataSet\071620\ICV-071620.008

### Summary

#### Concentration Results

Analyte Mass		Meas. Intens. Mean	Meas. Intens. RSD	Net Intens. Mean	Conc. Mean	Conc. RSD	Sample Unit
[> L]	Kr	84	972.528	7.674	-113.370	45.003	65.8 ug/L
	Tb	159	652227.736	2.769	652227.736		ug/L
	Pb	208	975753.871	1.762	1.496	50.347	1.0 ug/L

### QC Calculated Values

Analyte		MASS	Int Std % Recovery
[> L	Kr	84	
	Tb	159	100.569
	Pb	208	

### QC Out of Limits

Analyte	Mass	Out of Limits Message
---------	------	-----------------------

## Method 200.8 - Summary Report

### Sample ID: ICB-071620

Sample Date/Time: Thursday, July 16, 2020 17:21:22

Sample Type: Sample

Sample Description:

Number of Replicates: 3

Batch ID: SW\_6020A,ICB

Method File: C:\Users\Public\Documents\PerkinElmer Syngistix\ICPMS\Method\epa 6020 ked\2019\ked epa6020 pb only.mth

Dataset File: C:\Users\Public\Documents\PerkinElmer Syngistix\ICPMS\DataSet\071620\ICB-071620.009

### Summary

#### Concentration Results

Analyte	Mass	Meas. Intens.	Mean	Meas. Intens. RSD	Net Intens. Mean	Conc. Mean	Conc. RSD	Sample Unit
Kr	84		1343.868	13.650	257.970	-102.403	71.1	ug/L
[> Tb	159		642320.465	0.811	642320.465			ug/L
[ Pb	208		300.001	5.008	0.000	0.007	12.8	ug/L



### QC Calculated Values

Analyte		MASS	Int Std % Recovery
[> L	Kr	84	
	Tb	159	99.042
	Pb	208	

### QC Out of Limits

Analyte	Mass	Out of Limits Message
---------	------	-----------------------

## Method 200.8 - Summary Report

### Sample ID: CRQL-071620

Sample Date/Time: Thursday, July 16, 2020 17:22:58

Sample Type: Sample

Sample Description:

Number of Replicates: 3

Batch ID: SW\_6020A,CRQL

Method File: C:\Users\Public\Documents\PerkinElmer Syngistix\ICPMS\Method\epa 6020 ked\2019\ked epa6020 pb only.mth

Dataset File: C:\Users\Public\Documents\PerkinElmer Syngistix\ICPMS\DataSet\071620\CRQL-071620.010

### Summary

#### Concentration Results

Analyte	Mass	Meas. Intens.	Mean	Meas. Intens. RSD	Net Intens.	Mean	Conc. Mean	Conc. RSD	Sample Unit
Kr	84		1263.163	7.897		177.264	-70.366	56.3	ug/L
[> Tb	159		630718.610	1.878		630718.610			ug/L
[ Pb	208		4040.506	4.467		0.006	0.207	6.3	ug/L

### QC Calculated Values

Analyte		MASS	Int Std % Recovery
[> L	Kr	84	
	Tb	159	97.253
	Pb	208	

### QC Out of Limits

Analyte	Mass	Out of Limits Message
---------	------	-----------------------

## Method 200.8 - Summary Report

### Sample ID: ICSA-071620

Sample Date/Time: Thursday, July 16, 2020 17:23:59

Sample Type: Sample

Sample Description:

Number of Replicates: 3

Batch ID: SW\_6020A,ICSA

Method File: C:\Users\Public\Documents\PerkinElmer Syngistix\ICPMS\Method\epa 6020 ked\2019\ked epa6020 pb only.mth

Dataset File: C:\Users\Public\Documents\PerkinElmer Syngistix\ICPMS\DataSet\071620\ICSA-071620.011

### Summary

#### Concentration Results

Analyte Mass		Meas. Intens. Mean	Meas. Intens. RSD	Net Intens. Mean	Conc. Mean	Conc. RSD	Sample Unit
[> L]	Kr	84	1293.854	9.077	207.955	-82.549	56.5 ug/L
	Tb	159	657028.018	1.347	657028.018		ug/L
	Pb	208	223.612	5.379	0.000	0.003	19.7 ug/L

### QC Calculated Values

Analyte		MASS	Int Std % Recovery
[> L	Kr	84	
	Tb	159	101.309
	Pb	208	

### QC Out of Limits

Analyte	Mass	Out of Limits Message
---------	------	-----------------------

## Method 200.8 - Summary Report

### Sample ID: ICSAB-071620

Sample Date/Time: Thursday, July 16, 2020 17:24:44

Sample Type: Sample

Sample Description:

Number of Replicates: 3

Batch ID: SW\_6020A, ICSAB

Method File: C:\Users\Public\Documents\PerkinElmer Syngistix\ICPMS\Method\epa 6020 ked\2019\ked epa6020 pb only.mth

Dataset File: C:\Users\Public\Documents\PerkinElmer Syngistix\ICPMS\DataSet\071620\ICSAB-071620.012

### Summary

#### Concentration Results

Analyte	Mass	Meas. Intens.	Mean	Meas. Intens. RSD	Net Intens. Mean	Conc. Mean	Conc. RSD	Sample Unit
Kr	84		1335.599	2.217	249.701	-99.120	11.9	ug/L
[> Tb	159		673846.998	2.888	673846.998			ug/L
[ Pb	208		397902.872	1.848	0.590	19.867	1.0	ug/L

### QC Calculated Values

Analyte		MASS	Int Std % Recovery
[> L	Kr	84	
	Tb	159	103.903
	Pb	208	

### QC Out of Limits

Analyte	Mass	Out of Limits Message
---------	------	-----------------------

## Method 200.8 - Summary Report

### Sample ID: MB-52038

Sample Date/Time: Thursday, July 16, 2020 17:26:34

Sample Type: Sample

Sample Description: X10

Number of Replicates: 3

Batch ID: SW\_6020A,MBLK

Method File: C:\Users\Public\Documents\PerkinElmer Syngistix\ICPMS\Method\epa 6020 ked\2019\ked epa6020 pb only.mth

Dataset File: C:\Users\Public\Documents\PerkinElmer Syngistix\ICPMS\DataSet\071620\MB-52038.013

### Summary

#### Concentration Results

Analyte Mass		Meas. Intens. Mean	Meas. Intens. RSD	Net Intens. Mean	Conc. Mean	Conc. RSD	Sample Unit
[> L	Kr	84	1264.967	15.089	179.069	-71.083	106.6 ug/L
	Tb	159	664210.268	0.721	664210.268		ug/L
	Pb	208	663.895	12.272	0.001	0.025	16.5 ug/L

Sample ID: MB-52038

Report Date/Time: Friday, July 17, 2020 10:02:10

Page 1



### QC Calculated Values

Analyte		MASS	Int Std % Recovery
[> L	Kr	84	
	Tb	159	102.417
	Pb	208	

### QC Out of Limits

Analyte	Mass	Out of Limits Message
---------	------	-----------------------

## Method 200.8 - Summary Report

### Sample ID: LCS-52038

Sample Date/Time: Thursday, July 16, 2020 17:27:19

Sample Type: Sample

Sample Description: X10

Number of Replicates: 3

Batch ID: SW\_6020A,LCS

Method File: C:\Users\Public\Documents\PerkinElmer Syngistix\ICPMS\Method\epa 6020 ked\2019\ked epa6020 pb only.mth

Dataset File: C:\Users\Public\Documents\PerkinElmer Syngistix\ICPMS\DataSet\071620\LCS-52038.014

### Summary

#### Concentration Results

Analyte Mass		Meas. Intens. Mean	Meas. Intens. RSD	Net Intens. Mean	Conc. Mean	Conc. RSD	Sample Unit
[> L]	Kr	84	1274.411	9.143	188.513	-74.831	61.8 ug/L
	Tb	159	660444.687	1.530	660444.687		ug/L
	Pb	208	404872.779	2.317	0.613	20.620	1.2 ug/L

### QC Calculated Values

Analyte		MASS	Int Std % Recovery
[> L	Kr	84	
	Tb	159	101.836
	Pb	208	

### QC Out of Limits

Analyte	Mass	Out of Limits Message
---------	------	-----------------------

## Method 200.8 - Summary Report

### Sample ID: 2007171-015A

Sample Date/Time: Thursday, July 16, 2020 17:29:19

Sample Type: Sample

Sample Description: X10

Number of Replicates: 3

Batch ID: SW\_6020A,SAMP

Method File: C:\Users\Public\Documents\PerkinElmer Syngistix\ICPMS\Method\epa 6020 ked\2019\ked epa6020 pb only.mth

Dataset File: C:\Users\Public\Documents\PerkinElmer Syngistix\ICPMS\DataSet\071620\2007171-015A.015

### Summary

#### Concentration Results

Analyte Mass		Meas. Intens. Mean	Meas. Intens. RSD	Net Intens. Mean	Conc. Mean	Conc. RSD	Sample Unit
[> L]	Kr	84	1013.770	10.048	-72.128	28.632	141.2 ug/L
	Tb	159	652577.750	2.120	652577.750		ug/L
	Pb	208	4375.266	3.192	0.007	0.217	3.5 ug/L

### QC Calculated Values

Analyte		MASS	Int Std % Recovery
[> L	Kr	84	
	Tb	159	100.623
	Pb	208	

### QC Out of Limits

Analyte	Mass	Out of Limits Message
---------	------	-----------------------

## Method 200.8 - Summary Report

### Sample ID: 2007171-015AMS

Sample Date/Time: Thursday, July 16, 2020 17:30:05

Sample Type: Sample

Sample Description: X10

Number of Replicates: 3

Batch ID: SW\_6020A,MS

Method File: C:\Users\Public\Documents\PerkinElmer Syngistix\ICPMS\Method\epa 6020 ked\2019\ked epa6020 pb only.mth

Dataset File: C:\Users\Public\Documents\PerkinElmer Syngistix\ICPMS\DataSet\071620\2007171-015AMS.016

### Summary

#### Concentration Results

	Analyte	Mass	Meas. Intens.	Mean	Meas. Intens. RSD	Net Intens. Mean	Conc. Mean	Conc. RSD	Sample Unit
	Kr	84		1175.894	13.103	89.995	-35.724	171.2	ug/L
[>	Tb	159		670821.526	2.818	670821.526			ug/L
[	Pb	208		404935.547	1.409	0.604	20.312	1.6	ug/L

### QC Calculated Values

Analyte		MASS	Int Std % Recovery
[> L	Kr	84	
	Tb	159	103.436
	Pb	208	

### QC Out of Limits

Analyte	Mass	Out of Limits Message
---------	------	-----------------------

## Method 200.8 - Summary Report

### Sample ID: 2007171-015AMSD

Sample Date/Time: Thursday, July 16, 2020 17:30:50

Sample Type: Sample

Sample Description: X10

Number of Replicates: 3

Batch ID: SW\_6020A,MSD

Method File: C:\Users\Public\Documents\PerkinElmer Syngistix\ICPMS\Method\epa 6020 ked\2019\ked epa6020 pb only.mth

Dataset File: C:\Users\Public\Documents\PerkinElmer Syngistix\ICPMS\DataSet\071620\2007171-015AMSD.017

### Summary

#### Concentration Results

Analyte Mass		Meas. Intens. Mean	Meas. Intens. RSD	Net Intens. Mean	Conc. Mean	Conc. RSD	Sample Unit
[> L]	Kr	84	961.400	9.559	-124.498	49.420	73.8 ug/L
	Tb	159	656041.192	2.516	656041.192		ug/L
	Pb	208	412998.212	1.752	0.629	21.180	1.1 ug/L



### QC Calculated Values

Analyte		MASS	Int Std % Recovery
[> L	Kr	84	
	Tb	159	101.157
	Pb	208	

### QC Out of Limits

Analyte	Mass	Out of Limits Message
---------	------	-----------------------

## Method 200.8 - Summary Report

**Sample ID: CCV-071620-1**

Sample Date/Time: Thursday, July 16, 2020 17:35:34

Sample Type: Sample

Sample Description:

Number of Replicates: 3

Batch ID: SW\_6020A,CCV

Method File: C:\Users\Public\Documents\PerkinElmer Syngistix\ICPMS\Method\epa 6020 ked\2019\ked epa6020 pb only.mth

Dataset File: C:\Users\Public\Documents\PerkinElmer Syngistix\ICPMS\DataSet\071620\CCV-071620-1.022

### Summary

#### Concentration Results

Analyte Mass		Meas. Intens. Mean	Meas. Intens. RSD	Net Intens. Mean	Conc. Mean	Conc. RSD	Sample Unit
[> L	Kr	84	1092.409	8.536	6.511	-2.584	1432.2 ug/L
	Tb	159	646128.604	2.375	646128.604		ug/L
	Pb	208	941446.464	1.113	1.457	49.036	1.3 ug/L

Sample ID: CCV-071620-1

Report Date/Time: Friday, July 17, 2020 10:02:22

Page 1

### QC Calculated Values

Analyte		MASS	Int Std % Recovery
[> L	Kr	84	
	Tb	159	99.629
	Pb	208	

### QC Out of Limits

Analyte	Mass	Out of Limits Message
---------	------	-----------------------

## Method 200.8 - Summary Report

**Sample ID: CCB-071620-1**

Sample Date/Time: Thursday, July 16, 2020 17:45:42

Sample Type: Sample

Sample Description:

Number of Replicates: 3

Batch ID: SW\_6020A,CCB

Method File: C:\Users\Public\Documents\PerkinElmer Syngistix\ICPMS\Method\epa 6020 ked\2019\ked epa6020 pb only.mth

Dataset File: C:\Users\Public\Documents\PerkinElmer Syngistix\ICPMS\DataSet\071620\CCB-071620-1.023

### Summary

#### Concentration Results

	Analyte Mass	Meas. Intens. Mean	Meas. Intens. RSD	Net Intens. Mean	Conc. Mean	Conc. RSD	Sample Unit
	Kr 84	1259.458	6.144	173.559	-68.895	44.6	ug/L
[>	Tb 159	636009.854	0.843	636009.854			ug/L
[	Pb 208	147.223	19.879	0.000	-0.001	161.9	ug/L

### QC Calculated Values

Analyte		MASS	Int Std % Recovery
[> L	Kr	84	
	Tb	159	98.069
	Pb	208	

### QC Out of Limits

Analyte	Mass	Out of Limits Message
---------	------	-----------------------

## Method 200.8 - Summary Report

**Sample ID: MB-51972**

Sample Date/Time: Thursday, July 16, 2020 17:47:23

Sample Type: Sample

Sample Description: X10

Number of Replicates: 3

Batch ID: SW\_6020S,MBLK

Method File: C:\Users\Public\Documents\PerkinElmer Syngistix\ICPMS\Method\epa 6020 ked\2019\ked epa6020 pb only.mth

Dataset File: C:\Users\Public\Documents\PerkinElmer Syngistix\ICPMS\DataSet\071620\MB-51972.024

### Summary

#### Concentration Results

Analyte Mass		Meas. Intens. Mean	Meas. Intens. RSD	Net Intens. Mean	Conc. Mean	Conc. RSD	Sample Unit
[> L]	Kr	84	1250.719	3.346	164.820	-65.426	25.4 ug/L
	Tb	159	663273.713	0.671	663273.713		ug/L
	Pb	208	331.946	7.355	0.000	0.008	14.5 ug/L

Sample ID: MB-51972

Report Date/Time: Friday, July 17, 2020 10:02:25

Page 1

### QC Calculated Values

Analyte		MASS	Int Std % Recovery
[> L	Kr	84	
	Tb	159	102.273
	Pb	208	

### QC Out of Limits

Analyte	Mass	Out of Limits Message
---------	------	-----------------------

## Method 200.8 - Summary Report

### Sample ID: LCS-51972

Sample Date/Time: Thursday, July 16, 2020 17:48:15

Sample Type: Sample

Sample Description: X10

Number of Replicates: 3

Batch ID: SW\_6020S,LCS

Method File: C:\Users\Public\Documents\PerkinElmer Syngistix\ICPMS\Method\epa 6020 ked\2019\ked epa6020 pb only.mth

Dataset File: C:\Users\Public\Documents\PerkinElmer Syngistix\ICPMS\DataSet\071620\LCS-51972.025

### Summary

#### Concentration Results

	Analyte	Mass	Meas. Intens.	Mean	Meas. Intens. RSD	Net Intens. Mean	Conc. Mean	Conc. RSD	Sample Unit
	Kr	84		1262.710	7.982	176.812	-70.186	57.0	ug/L
[>	Tb	159		665492.144	1.614	665492.144			ug/L
[	Pb	208		393386.572	1.485	0.591	19.886	1.2	ug/L



### QC Calculated Values

Analyte		MASS	Int Std % Recovery
[> L	Kr	84	
	Tb	159	102.615
	Pb	208	

### QC Out of Limits

Analyte	Mass	Out of Limits Message
---------	------	-----------------------

## Method 200.8 - Summary Report

### Sample ID: 2006454-001A

Sample Date/Time: Thursday, July 16, 2020 17:49:11

Sample Type: Sample

Sample Description: X10

Number of Replicates: 3

Batch ID: SW\_6020S,SAMP

Method File: C:\Users\Public\Documents\PerkinElmer Syngistix\ICPMS\Method\epa 6020 ked\2019\ked epa6020 pb only.mth

Dataset File: C:\Users\Public\Documents\PerkinElmer Syngistix\ICPMS\DataSet\071620\2006454-001A.026

### Summary

#### Concentration Results

	Analyte	Mass	Meas. Intens.	Mean	Meas. Intens. RSD	Net Intens. Mean	Conc. Mean	Conc. RSD	Sample Unit
	Kr	84		1083.670	13.542	-2.228	0.884	6586.9	ug/L
[>	Tb	159		664796.138	2.159	664796.138			ug/L
[	Pb	208		480293.476	1.119	0.722	24.308	1.2	ug/L

### QC Calculated Values

Analyte		MASS	Int Std % Recovery
[> L	Kr	84	
	Tb	159	102.507
	Pb	208	

### QC Out of Limits

Analyte	Mass	Out of Limits Message
---------	------	-----------------------

## Method 200.8 - Summary Report

### Sample ID: 2006454-001AMS

Sample Date/Time: Thursday, July 16, 2020 17:50:04

Sample Type: Sample

Sample Description: X10

Number of Replicates: 3

Batch ID: SW\_6020S,MS

Method File: C:\Users\Public\Documents\PerkinElmer Syngistix\ICPMS\Method\epa 6020 ked\2019\ked epa6020 pb only.mth

Dataset File: C:\Users\Public\Documents\PerkinElmer Syngistix\ICPMS\DataSet\071620\2006454-001AMS.027

### Summary

#### Concentration Results

Analyte Mass		Meas. Intens. Mean	Meas. Intens. RSD	Net Intens. Mean	Conc. Mean	Conc. RSD	Sample Unit
[> [	Kr	84	975.791	2.449	-110.107	43.708	21.7 ug/L
	Tb	159	671439.715	2.227	671439.715		ug/L
	Pb	208	704270.531	1.071	1.049	35.296	1.1 ug/L

### QC Calculated Values

Analyte		MASS	Int Std % Recovery
[> L	Kr	84	
	Tb	159	103.532
	Pb	208	

### QC Out of Limits

Analyte	Mass	Out of Limits Message
---------	------	-----------------------

## Method 200.8 - Summary Report

### Sample ID: 2006454-001AMSD

Sample Date/Time: Thursday, July 16, 2020 17:50:56

Sample Type: Sample

Sample Description: X10

Number of Replicates: 3

Batch ID: SW\_6020S,MSD

Method File: C:\Users\Public\Documents\PerkinElmer Syngistix\ICPMS\Method\epa 6020 ked\2019\ked epa6020 pb only.mth

Dataset File: C:\Users\Public\Documents\PerkinElmer Syngistix\ICPMS\DataSet\071620\2006454-001AMSD.028

### Summary

#### Concentration Results

Analyte Mass		Meas. Intens. Mean	Meas. Intens. RSD	Net Intens. Mean	Conc. Mean	Conc. RSD	Sample Unit	
[> 	Kr	84	1138.446	9.683	52.548	-20.859	209.8	ug/L
	Tb	159	673026.918	2.174	673026.918			ug/L
	Pb	208	853967.380	0.679	1.269	42.708	2.7	ug/L

### QC Calculated Values

Analyte		MASS	Int Std % Recovery
[> L	Kr	84	
	Tb	159	103.776
	Pb	208	

### QC Out of Limits

Analyte	Mass	Out of Limits Message
---------	------	-----------------------

## Method 200.8 - Summary Report

### Sample ID: 2006454-001ASD

Sample Date/Time: Thursday, July 16, 2020 17:55:34

Sample Type: Sample

Sample Description: X50

Number of Replicates: 3

Batch ID: SW\_6020S,SD

Method File: C:\Users\Public\Documents\PerkinElmer Syngistix\ICPMS\Method\epa 6020 ked\2019\ked epa6020 pb only.mth

Dataset File: C:\Users\Public\Documents\PerkinElmer Syngistix\ICPMS\DataSet\071620\2006454-001ASD.029

### Summary

#### Concentration Results

Analyte Mass		Meas. Intens. Mean	Meas. Intens. RSD	Net Intens. Mean	Conc. Mean	Conc. RSD	Sample Unit
[> L]	Kr	84	1404.211	6.956	318.313	-126.356	30.7 ug/L
	Tb	159	658077.859	0.847	658077.859		ug/L
	Pb	208	96073.434	0.581	0.146	4.904	0.7 ug/L



### QC Calculated Values

Analyte		MASS	Int Std % Recovery
[> L	Kr	84	
	Tb	159	101.471
	Pb	208	

### QC Out of Limits

Analyte	Mass	Out of Limits Message
---------	------	-----------------------

## Method 200.8 - Summary Report

**Sample ID: CCV-071620-2**

Sample Date/Time: Thursday, July 16, 2020 18:04:31

Sample Type: Sample

Sample Description:

Number of Replicates: 3

Batch ID: SW\_6020A,CCV

Method File: C:\Users\Public\Documents\PerkinElmer Syngistix\ICPMS\Method\epa 6020 ked\2019\ked epa6020 pb only.mth

Dataset File: C:\Users\Public\Documents\PerkinElmer Syngistix\ICPMS\DataSet\071620\CCV-071620-2.039

### Summary

#### Concentration Results

Analyte Mass		Meas. Intens. Mean	Meas. Intens. RSD	Net Intens. Mean	Conc. Mean	Conc. RSD	Sample Unit
[> L]	Kr	84	1209.106	12.556	123.208	-48.908	123.2 ug/L
	Tb	159	670079.423	3.477	670079.423		ug/L
	Pb	208	962353.434	1.216	1.437	48.350	2.4 ug/L

Sample ID: CCV-071620-2

Report Date/Time: Friday, July 17, 2020 10:02:45

Page 1

### QC Calculated Values

Analyte		MASS	Int Std % Recovery
[> L	Kr	84	
	Tb	159	103.322
	Pb	208	

### QC Out of Limits

Analyte	Mass	Out of Limits Message
---------	------	-----------------------

## Method 200.8 - Summary Report

**Sample ID: CCB-071620-2**

Sample Date/Time: Thursday, July 16, 2020 18:06:20

Sample Type: Sample

Sample Description:

Number of Replicates: 3

Batch ID: SW\_6020A,CCB

Method File: C:\Users\Public\Documents\PerkinElmer Syngistix\ICPMS\Method\epa 6020 ked\2019\ked epa6020 pb only.mth

Dataset File: C:\Users\Public\Documents\PerkinElmer Syngistix\ICPMS\DataSet\071620\CCB-071620-2.040

### Summary

#### Concentration Results

Analyte Mass		Meas. Intens. Mean	Meas. Intens. RSD	Net Intens. Mean	Conc. Mean	Conc. RSD	Sample Unit
[> L]	Kr	84	1327.501	8.655	241.603	-95.906	47.6 ug/L
	Tb	159	661534.862	2.541	661534.862		ug/L
	Pb	208	261.112	8.789	0.000	0.005	22.9 ug/L

Sample ID: CCB-071620-2

Report Date/Time: Friday, July 17, 2020 10:02:47

Page 1

### QC Calculated Values

Analyte		MASS	Int Std % Recovery
[> L	Kr	84	
	Tb	159	102.004
	Pb	208	

### QC Out of Limits

Analyte	Mass	Out of Limits Message
---------	------	-----------------------

## Method 200.8 - Summary Report

### Sample ID: CCV-071620-3

Sample Date/Time: Thursday, July 16, 2020 18:18:38

Sample Type: Sample

Sample Description:

Number of Replicates: 3

Batch ID: SW\_6020A,CCV

Method File: C:\Users\Public\Documents\PerkinElmer Syngistix\ICPMS\Method\epa 6020 ked\2019\ked epa6020 pb only.mth

Dataset File: C:\Users\Public\Documents\PerkinElmer Syngistix\ICPMS\DataSet\071620\CCV-071620-3.051

### Summary

#### Concentration Results

Analyte	Mass	Meas. Intens.	Mean	Meas. Intens. RSD	Net Intens.	Mean	Conc. Mean	Conc. RSD	Sample Unit
Kr	84		1024.422	2.335		-61.476	24.403	38.9	ug/L
[> Tb	159		672079.335	3.962		672079.335			ug/L
[ Pb	208		951072.665	2.524		1.416	47.634	1.6	ug/L

### QC Calculated Values

Analyte		MASS	Int Std % Recovery
[> L	Kr	84	
	Tb	159	103.630
	Pb	208	

### QC Out of Limits

Analyte	Mass	Out of Limits Message
---------	------	-----------------------

## Method 200.8 - Summary Report

### Sample ID: CCB-071620-3

Sample Date/Time: Thursday, July 16, 2020 18:19:33

Sample Type: Sample

Sample Description:

Number of Replicates: 3

Batch ID: SW\_6020A,CCB

Method File: C:\Users\Public\Documents\PerkinElmer Syngistix\ICPMS\Method\epa 6020 ked\2019\ked epa6020 pb only.mth

Dataset File: C:\Users\Public\Documents\PerkinElmer Syngistix\ICPMS\DataSet\071620\CCB-071620-3.052

### Summary

#### Concentration Results

Analyte Mass		Meas. Intens. Mean	Meas. Intens. RSD	Net Intens. Mean	Conc. Mean	Conc. RSD	Sample Unit
[> L	Kr	84	1337.398	3.957	251.499	-99.834	21.0 ug/L
	Tb	159	671955.909	1.797	671955.909		ug/L
	Pb	208	730.563	7.910	0.001	0.028	11.0 ug/L



### QC Calculated Values

Analyte		MASS	Int Std % Recovery
[> L	Kr	84	
	Tb	159	103.611
	Pb	208	

### QC Out of Limits

Analyte	Mass	Out of Limits Message
---------	------	-----------------------

## Method 200.8 - Summary Report

**Sample ID: MB-52061**

Sample Date/Time: Thursday, July 16, 2020 18:28:56

Sample Type: Sample

Sample Description: X10

Number of Replicates: 3

Batch ID: SW\_6020S,MBLK

Method File: C:\Users\Public\Documents\PerkinElmer Syngistix\ICPMS\Method\epa 6020 ked\2019\ked epa6020 pb only.mth

Dataset File: C:\Users\Public\Documents\PerkinElmer Syngistix\ICPMS\DataSet\071620\MB-52061.053

### Summary

#### Concentration Results

Analyte Mass		Meas. Intens. Mean	Meas. Intens. RSD	Net Intens. Mean	Conc. Mean	Conc. RSD	Sample Unit	
[> 	Kr	84	1516.950	3.787	431.051	-171.108	13.3	ug/L
	Tb	159	675898.959	2.349	675898.959			ug/L
	Pb	208	433.336	6.305	0.000	0.013	11.7	ug/L

Sample ID: MB-52061

Report Date/Time: Friday, July 17, 2020 10:03:05

Page 1

### QC Calculated Values

Analyte		MASS	Int Std % Recovery
[> L	Kr	84	
	Tb	159	104.219
	Pb	208	

### QC Out of Limits

Analyte	Mass	Out of Limits Message
---------	------	-----------------------

## Method 200.8 - Summary Report

**Sample ID: LCS-52061**

Sample Date/Time: Thursday, July 16, 2020 18:29:48

Sample Type: Sample

Sample Description: X10

Number of Replicates: 3

Batch ID: SW\_6020S,LCS

Method File: C:\Users\Public\Documents\PerkinElmer Syngistix\ICPMS\Method\epa 6020 ked\2019\ked epa6020 pb only.mth

Dataset File: C:\Users\Public\Documents\PerkinElmer Syngistix\ICPMS\DataSet\071620\LCS-52061.054

### Summary

#### Concentration Results

	Analyte Mass	Meas. Intens. Mean	Meas. Intens. RSD	Net Intens. Mean	Conc. Mean	Conc. RSD	Sample Unit
	Kr 84	1277.563	9.280	191.665	-76.083	61.9	ug/L
[>	Tb 159	684762.245	1.236	684762.245			ug/L
[	Pb 208	418318.026	1.911	0.611	20.549	0.9	ug/L

### QC Calculated Values

Analyte		MASS	Int Std % Recovery
[> L	Kr	84	
	Tb	159	105.586
	Pb	208	

### QC Out of Limits

Analyte	Mass	Out of Limits Message
---------	------	-----------------------

## Method 200.8 - Summary Report

### Sample ID: 2006454-022A

Sample Date/Time: Thursday, July 16, 2020 18:30:51

Sample Type: Sample

Sample Description: X10

Number of Replicates: 3

Batch ID: SW\_6020S,SAMP

Method File: C:\Users\Public\Documents\PerkinElmer Syngistix\ICPMS\Method\epa 6020 ked\2019\ked epa6020 pb only.mth

Dataset File: C:\Users\Public\Documents\PerkinElmer Syngistix\ICPMS\DataSet\071620\2006454-022A.055

### Summary

#### Concentration Results

Analyte Mass		Meas. Intens. Mean	Meas. Intens. RSD	Net Intens. Mean	Conc. Mean	Conc. RSD	Sample Unit
[> L]	Kr	84	1221.952	4.586	136.054	-54.007	41.2 ug/L
	Tb	159	670089.144	1.301	670089.144		ug/L
	Pb	208	192655.637	0.911	0.287	9.667	0.4 ug/L

### QC Calculated Values

Analyte		MASS	Int Std % Recovery
[> L	Kr	84	
	Tb	159	103.323
	Pb	208	

### QC Out of Limits

Analyte	Mass	Out of Limits Message
---------	------	-----------------------

## Method 200.8 - Summary Report

### Sample ID: 2006454-022AMS

Sample Date/Time: Thursday, July 16, 2020 18:31:43

Sample Type: Sample

Sample Description: X10

Number of Replicates: 3

Batch ID: SW\_6020S,MS

Method File: C:\Users\Public\Documents\PerkinElmer Syngistix\ICPMS\Method\epa 6020 ked\2019\ked epa6020 pb only.mth

Dataset File: C:\Users\Public\Documents\PerkinElmer Syngistix\ICPMS\DataSet\071620\2006454-022AMS.056

### Summary

#### Concentration Results

	Analyte	Mass	Meas. Intens.	Mean	Meas. Intens. RSD	Net Intens. Mean	Conc. Mean	Conc. RSD	Sample Unit
	Kr	84		1152.315	18.219	66.417	-26.365	316.1	ug/L
[>	Tb	159		689765.484	2.378	689765.484			ug/L
[	Pb	208		592661.589	2.714	0.859	28.905	0.3	ug/L



### QC Calculated Values

Analyte		MASS	Int Std % Recovery
[> L	Kr	84	
	Tb	159	106.357
	Pb	208	

### QC Out of Limits

Analyte	Mass	Out of Limits Message
---------	------	-----------------------

## Method 200.8 - Summary Report

### Sample ID: 2006454-022AMSD

Sample Date/Time: Thursday, July 16, 2020 18:32:34

Sample Type: Sample

Sample Description: X10

Number of Replicates: 3

Batch ID: SW\_6020S,MSD

Method File: C:\Users\Public\Documents\PerkinElmer Syngistix\ICPMS\Method\epa 6020 ked\2019\ked epa6020 pb only.mth

Dataset File: C:\Users\Public\Documents\PerkinElmer Syngistix\ICPMS\DataSet\071620\2006454-022AMSD.057

### Summary

#### Concentration Results

	Analyte Mass	Meas. Intens. Mean	Meas. Intens. RSD	Net Intens. Mean	Conc. Mean	Conc. RSD	Sample Unit
	Kr 84	964.683	6.744	-121.215	48.117	53.7	ug/L
[>	Tb 159	689753.481	1.627	689753.481			ug/L
[	Pb 208	589828.630	1.161	0.855	28.772	1.1	ug/L

### QC Calculated Values

Analyte		MASS	Int Std % Recovery
[> L	Kr	84	
	Tb	159	106.356
	Pb	208	

### QC Out of Limits

Analyte	Mass	Out of Limits Message
---------	------	-----------------------

## Method 200.8 - Summary Report

**Sample ID: CCV-071620-4**

Sample Date/Time: Thursday, July 16, 2020 18:42:26

Sample Type: Sample

Sample Description:

Number of Replicates: 3

Batch ID: SW\_6020A,CCV

Method File: C:\Users\Public\Documents\PerkinElmer Syngistix\ICPMS\Method\epa 6020 ked\2019\ked epa6020 pb only.mth

Dataset File: C:\Users\Public\Documents\PerkinElmer Syngistix\ICPMS\DataSet\071620\CCV-071620-4.067

### Summary

#### Concentration Results

Analyte Mass		Meas. Intens. Mean	Meas. Intens. RSD	Net Intens. Mean	Conc. Mean	Conc. RSD	Sample Unit
[> L]	Kr	84	1301.381	5.786	215.483	-85.537	34.9 ug/L
	Tb	159	674650.095	2.596	674650.095		ug/L
	Pb	208	946609.631	0.819	1.403	47.226	1.9 ug/L

### QC Calculated Values

Analyte		MASS	Int Std % Recovery
[> L	Kr	84	
	Tb	159	104.027
	Pb	208	

### QC Out of Limits

Analyte	Mass	Out of Limits Message
---------	------	-----------------------

## Method 200.8 - Summary Report

**Sample ID: CCB-071620-4**

Sample Date/Time: Thursday, July 16, 2020 18:44:09

Sample Type: Sample

Sample Description:

Number of Replicates: 3

Batch ID: SW\_6020A,CCB

Method File: C:\Users\Public\Documents\PerkinElmer Syngistix\ICPMS\Method\epa 6020 ked\2019\ked epa6020 pb only.mth

Dataset File: C:\Users\Public\Documents\PerkinElmer Syngistix\ICPMS\DataSet\071620\CCB-071620-4.068

### Summary

#### Concentration Results

Analyte	Mass	Meas. Intens.	Mean	Meas. Intens. RSD	Net Intens. Mean	Conc. Mean	Conc. RSD	Sample Unit
Kr	84		1396.957	13.599	311.059	-123.477	61.1	ug/L
[> Tb	159		657377.238	1.481	657377.238			ug/L
[ Pb	208		983.347	2.936	0.001	0.042	3.5	ug/L

### QC Calculated Values

Analyte		MASS	Int Std % Recovery
[> L	Kr	84	
	Tb	159	101.363
	Pb	208	

### QC Out of Limits

Analyte	Mass	Out of Limits Message
---------	------	-----------------------

## Method 200.8 - Summary Report

### Sample ID: 2006481-001A

Sample Date/Time: Thursday, July 16, 2020 18:50:14

Sample Type: Sample

Sample Description: X10

Number of Replicates: 3

Batch ID: SW\_6020S,SAMP

Method File: C:\Users\Public\Documents\PerkinElmer Syngistix\ICPMS\Method\epa 6020 ked\2019\ked epa6020 pb only.mth

Dataset File: C:\Users\Public\Documents\PerkinElmer Syngistix\ICPMS\DataSet\071620\2006481-001A.073

### Summary

#### Concentration Results

	Analyte	Mass	Meas. Intens.	Mean	Meas. Intens. RSD	Net Intens. Mean	Conc. Mean	Conc. RSD	Sample Unit
	Kr	84		1097.520	15.661	11.622	-4.613	1479.0	ug/L
[>	Tb	159		682408.710	1.975	682408.710			ug/L
[	Pb	208		240609.993	1.412	0.352	11.858	0.7	ug/L



### QC Calculated Values

Analyte		MASS	Int Std % Recovery
[> L	Kr	84	
	Tb	159	105.223
	Pb	208	

### QC Out of Limits

Analyte	Mass	Out of Limits Message
---------	------	-----------------------

## Method 200.8 - Summary Report

### Sample ID: 2006481-002A

Sample Date/Time: Thursday, July 16, 2020 18:51:05

Sample Type: Sample

Sample Description: X10

Number of Replicates: 3

Batch ID: SW\_6020S,SAMP

Method File: C:\Users\Public\Documents\PerkinElmer Syngistix\ICPMS\Method\epa 6020 ked\2019\ked epa6020 pb only.mth

Dataset File: C:\Users\Public\Documents\PerkinElmer Syngistix\ICPMS\DataSet\071620\2006481-002A.074

### Summary

#### Concentration Results

Analyte Mass		Meas. Intens. Mean	Meas. Intens. RSD	Net Intens. Mean	Conc. Mean	Conc. RSD	Sample Unit
[> L]	Kr	84	1278.534	12.966	192.635	-76.468	86.1 ug/L
	Tb	159	688462.243	0.863	688462.243		ug/L
	Pb	208	248123.327	1.938	0.360	12.120	1.7 ug/L

### QC Calculated Values

Analyte		MASS	Int Std % Recovery
[> L	Kr	84	
	Tb	159	106.156
	Pb	208	

### QC Out of Limits

Analyte	Mass	Out of Limits Message
---------	------	-----------------------

## Method 200.8 - Summary Report

### Sample ID: 2006481-003A

Sample Date/Time: Thursday, July 16, 2020 18:51:57

Sample Type: Sample

Sample Description: X10

Number of Replicates: 3

Batch ID: SW\_6020S,SAMP

Method File: C:\Users\Public\Documents\PerkinElmer Syngistix\ICPMS\Method\epa 6020 ked\2019\ked epa6020 pb only.mth

Dataset File: C:\Users\Public\Documents\PerkinElmer Syngistix\ICPMS\DataSet\071620\2006481-003A.075

### Summary

#### Concentration Results

Analyte Mass		Meas. Intens. Mean	Meas. Intens. RSD	Net Intens. Mean	Conc. Mean	Conc. RSD	Sample Unit
[> L]	Kr	84	1274.774	13.532	188.876	-74.975	91.3 ug/L
	Tb	159	687623.666	2.558	687623.666		ug/L
	Pb	208	246720.119	2.326	0.359	12.067	1.1 ug/L

### QC Calculated Values

Analyte		MASS	Int Std % Recovery
[> L	Kr	84	
	Tb	159	106.027
	Pb	208	

### QC Out of Limits

Analyte	Mass	Out of Limits Message
---------	------	-----------------------

## Method 200.8 - Summary Report

### Sample ID: 2006481-004A

Sample Date/Time: Thursday, July 16, 2020 18:52:49

Sample Type: Sample

Sample Description: X10

Number of Replicates: 3

Batch ID: SW\_6020S,SAMP

Method File: C:\Users\Public\Documents\PerkinElmer Syngistix\ICPMS\Method\epa 6020 ked\2019\ked epa6020 pb only.mth

Dataset File: C:\Users\Public\Documents\PerkinElmer Syngistix\ICPMS\DataSet\071620\2006481-004A.076

### Summary

#### Concentration Results

	Analyte	Mass	Meas. Intens.	Mean	Meas. Intens. RSD	Net Intens. Mean	Conc. Mean	Conc. RSD	Sample Unit
	Kr	84		1055.564	16.425	-30.334	12.041	571.6	ug/L
[>	Tb	159		688468.557	2.289	688468.557			ug/L
[	Pb	208		331013.030	1.178	0.481	16.174	1.2	ug/L

### QC Calculated Values

Analyte		MASS	Int Std % Recovery
[> L	Kr	84	
	Tb	159	106.157
	Pb	208	

### QC Out of Limits

Analyte	Mass	Out of Limits Message
---------	------	-----------------------

## Method 200.8 - Summary Report

### Sample ID: 2006481-005A

Sample Date/Time: Thursday, July 16, 2020 18:53:41

Sample Type: Sample

Sample Description: X10

Number of Replicates: 3

Batch ID: SW\_6020S,SAMP

Method File: C:\Users\Public\Documents\PerkinElmer Syngistix\ICPMS\Method\epa 6020 ked\2019\ked epa6020 pb only.mth

Dataset File: C:\Users\Public\Documents\PerkinElmer Syngistix\ICPMS\DataSet\071620\2006481-005A.077

### Summary

#### Concentration Results

Analyte Mass		Meas. Intens. Mean	Meas. Intens. RSD	Net Intens. Mean	Conc. Mean	Conc. RSD	Sample Unit
[> [	Kr	84	1223.092	16.184	137.194	-54.460	144.3 ug/L
	Tb	159	688536.908	2.799	688536.908		ug/L
	Pb	208	513626.096	2.206	0.746	25.098	0.7 ug/L



### QC Calculated Values

Analyte		MASS	Int Std % Recovery
[> L	Kr	84	
	Tb	159	106.168
	Pb	208	

### QC Out of Limits

Analyte	Mass	Out of Limits Message
---------	------	-----------------------

## Method 200.8 - Summary Report

**Sample ID: 2006481-006A**

Sample Date/Time: Thursday, July 16, 2020 18:54:32

Sample Type: Sample

Sample Description: X10

Number of Replicates: 3

Batch ID: SW\_6020S,SAMP

Method File: C:\Users\Public\Documents\PerkinElmer Syngistix\ICPMS\Method\epa 6020 ked\2019\ked epa6020 pb only.mth

Dataset File: C:\Users\Public\Documents\PerkinElmer Syngistix\ICPMS\DataSet\071620\2006481-006A.078

### Summary

#### Concentration Results

Analyte Mass		Meas. Intens. Mean	Meas. Intens. RSD	Net Intens. Mean	Conc. Mean	Conc. RSD	Sample Unit
[> L]	Kr	84	999.334	3.661	-86.565	34.362	42.3 ug/L
	Tb	159	678048.264	0.941	678048.264		ug/L
	Pb	208	1582814.632	1.624	2.334	78.547	0.8 ug/L

### QC Calculated Values

Analyte		MASS	Int Std % Recovery
[> L	Kr	84	
	Tb	159	104.551
	Pb	208	

### QC Out of Limits

Analyte	Mass	Out of Limits Message
---------	------	-----------------------

## Method 200.8 - Summary Report

**Sample ID: CCV-071620-5**

Sample Date/Time: Thursday, July 16, 2020 18:59:22

Sample Type: Sample

Sample Description:

Number of Replicates: 3

Batch ID: SW\_6020A,CCV

Method File: C:\Users\Public\Documents\PerkinElmer Syngistix\ICPMS\Method\epa 6020 ked\2019\ked epa6020 pb only.mth

Dataset File: C:\Users\Public\Documents\PerkinElmer Syngistix\ICPMS\DataSet\071620\CCV-071620-5.079

### Summary

#### Concentration Results

	Analyte Mass	Meas. Intens. Mean	Meas. Intens. RSD	Net Intens. Mean	Conc. Mean	Conc. RSD	Sample Unit
	Kr 84	1052.325	4.971	-33.573	13.327	155.8	ug/L
[>	Tb 159	673307.093	2.021	673307.093			ug/L
[	Pb 208	928128.264	1.975	1.378	46.381	0.5	ug/L

### QC Calculated Values

Analyte		MASS	Int Std % Recovery
[> L	Kr	84	
	Tb	159	103.820
	Pb	208	

### QC Out of Limits

Analyte	Mass	Out of Limits Message
---------	------	-----------------------

## Method 200.8 - Summary Report

**Sample ID: CCB-071620-5**

Sample Date/Time: Thursday, July 16, 2020 19:03:16

Sample Type: Sample

Sample Description:

Number of Replicates: 3

Batch ID: SW\_6020A,CCB

Method File: C:\Users\Public\Documents\PerkinElmer Syngistix\ICPMS\Method\epa 6020 ked\2019\ked epa6020 pb only.mth

Dataset File: C:\Users\Public\Documents\PerkinElmer Syngistix\ICPMS\DataSet\071620\CCB-071620-5.080

### Summary

#### Concentration Results

Analyte Mass		Meas. Intens. Mean	Meas. Intens. RSD	Net Intens. Mean	Conc. Mean	Conc. RSD	Sample Unit
[> L]	Kr	84	1406.129	6.824	320.230	-127.117	30.0 ug/L
	Tb	159	658769.724	3.723	658769.724		ug/L
	Pb	208	522.226	6.879	0.001	0.018	11.6 ug/L

### QC Calculated Values

Analyte		MASS	Int Std % Recovery
[> L	Kr	84	
	Tb	159	101.578
	Pb	208	

### QC Out of Limits

Analyte	Mass	Out of Limits Message
---------	------	-----------------------

## Method 200.8 - Summary Report

**Sample ID: MB-52066**

Sample Date/Time: Thursday, July 16, 2020 19:05:04

Sample Type: Sample

Sample Description: X10

Number of Replicates: 3

Batch ID: SW\_6020S,MBLK

Method File: C:\Users\Public\Documents\PerkinElmer Syngistix\ICPMS\Method\epa 6020 ked\2019\ked epa6020 pb only.mth

Dataset File: C:\Users\Public\Documents\PerkinElmer Syngistix\ICPMS\DataSet\071620\MB-52066.081

### Summary

#### Concentration Results

Analyte Mass		Meas. Intens. Mean	Meas. Intens. RSD	Net Intens. Mean	Conc. Mean	Conc. RSD	Sample Unit
[> L]	Kr	84	1455.159	5.536	369.261	-146.580	21.8 ug/L
	Tb	159	685419.435	1.806	685419.435		ug/L
	Pb	208	359.724	2.411	0.000	0.009	1.5 ug/L

Sample ID: MB-52066

Report Date/Time: Friday, July 17, 2020 10:03:43

Page 1



### QC Calculated Values

Analyte		MASS	Int Std % Recovery
[> L	Kr	84	
	Tb	159	105.687
	Pb	208	

### QC Out of Limits

Analyte	Mass	Out of Limits Message
---------	------	-----------------------

## Method 200.8 - Summary Report

### Sample ID: LCS-52066

Sample Date/Time: Thursday, July 16, 2020 19:05:57

Sample Type: Sample

Sample Description: X10

Number of Replicates: 3

Batch ID: SW\_6020S,LCS

Method File: C:\Users\Public\Documents\PerkinElmer Syngistix\ICPMS\Method\epa 6020 ked\2019\ked epa6020 pb only.mth

Dataset File: C:\Users\Public\Documents\PerkinElmer Syngistix\ICPMS\DataSet\071620\LCS-52066.082

### Summary

#### Concentration Results

Analyte Mass		Meas. Intens. Mean	Meas. Intens. RSD	Net Intens. Mean	Conc. Mean	Conc. RSD	Sample Unit
[> L	Kr	84	1351.283	6.976	265.385	-105.346	35.5 ug/L
	Tb	159	702482.427	2.797	702482.427		ug/L
	Pb	208	417943.665	1.070	0.595	20.020	1.7 ug/L

### QC Calculated Values

Analyte		MASS	Int Std % Recovery
[> L	Kr	84	
	Tb	159	108.318
	Pb	208	

### QC Out of Limits

Analyte	Mass	Out of Limits Message
---------	------	-----------------------

## Method 200.8 - Summary Report

### Sample ID: 2006518-001A

Sample Date/Time: Thursday, July 16, 2020 19:07:39

Sample Type: Sample

Sample Description: X10

Number of Replicates: 3

Batch ID: SW\_6020S,SAMP

Method File: C:\Users\Public\Documents\PerkinElmer Syngistix\ICPMS\Method\epa 6020 ked\2019\ked epa6020 pb only.mth

Dataset File: C:\Users\Public\Documents\PerkinElmer Syngistix\ICPMS\DataSet\071620\2006518-001A.083

### Summary

#### Concentration Results

Analyte Mass		Meas. Intens. Mean	Meas. Intens. RSD	Net Intens. Mean	Conc. Mean	Conc. RSD	Sample Unit
[> [	Kr	84	753.871	19.936	-332.027	131.800	45.3 ug/L
	Tb	159	665543.649	0.569	665543.649		ug/L
	Pb	208	145556.694	1.570	0.219	7.351	1.4 ug/L

### QC Calculated Values

Analyte		MASS	Int Std % Recovery
[> L	Kr	84	
	Tb	159	102.623
	Pb	208	

### QC Out of Limits

Analyte	Mass	Out of Limits Message
---------	------	-----------------------

## Method 200.8 - Summary Report

### Sample ID: 2006518-001AMS

Sample Date/Time: Thursday, July 16, 2020 19:08:31

Sample Type: Sample

Sample Description: X10

Number of Replicates: 3

Batch ID: SW\_6020S,MS

Method File: C:\Users\Public\Documents\PerkinElmer Syngistix\ICPMS\Method\epa 6020 ked\2019\ked epa6020 pb only.mth

Dataset File: C:\Users\Public\Documents\PerkinElmer Syngistix\ICPMS\DataSet\071620\2006518-001AMS.084

### Summary

#### Concentration Results

Analyte Mass		Meas. Intens. Mean	Meas. Intens. RSD	Net Intens. Mean	Conc. Mean	Conc. RSD	Sample Unit
[> [	Kr	84	493.001	10.924	-592.898	235.354	9.1 ug/L
	Tb	159	660458.931	0.763	660458.931		ug/L
	Pb	208	603811.473	0.463	0.914	30.760	1.1 ug/L

### QC Calculated Values

Analyte		MASS	Int Std % Recovery
[> L	Kr	84	
	Tb	159	101.838
	Pb	208	

### QC Out of Limits

Analyte	Mass	Out of Limits Message
---------	------	-----------------------

## Method 200.8 - Summary Report

### Sample ID: 2006518-001AMSD

Sample Date/Time: Thursday, July 16, 2020 19:09:23

Sample Type: Sample

Sample Description: X10

Number of Replicates: 3

Batch ID: SW\_6020S,MSD

Method File: C:\Users\Public\Documents\PerkinElmer Syngistix\ICPMS\Method\epa 6020 ked\2019\ked epa6020 pb only.mth

Dataset File: C:\Users\Public\Documents\PerkinElmer Syngistix\ICPMS\DataSet\071620\2006518-001AMSD.085

### Summary

#### Concentration Results

Analyte Mass		Meas. Intens. Mean	Meas. Intens. RSD	Net Intens. Mean	Conc. Mean	Conc. RSD	Sample Unit
[> [	Kr	84	442.415	28.922	-643.484	255.435	19.9 ug/L
	Tb	159	662706.822	0.810	662706.822		ug/L
	Pb	208	540160.427	1.312	0.815	27.423	1.8 ug/L



### QC Calculated Values

Analyte		MASS	Int Std % Recovery
[> L	Kr	84	
	Tb	159	102.185
	Pb	208	

### QC Out of Limits

Analyte	Mass	Out of Limits Message
---------	------	-----------------------

## Method 200.8 - Summary Report

### Sample ID: 2006518-001APDS

Sample Date/Time: Thursday, July 16, 2020 19:11:52

Sample Type: Sample

Sample Description: X10

Number of Replicates: 3

Batch ID: SW\_6020S,PDS

Method File: C:\Users\Public\Documents\PerkinElmer Syngistix\ICPMS\Method\epa 6020 ked\2019\ked epa6020 pb only.mth

Dataset File: C:\Users\Public\Documents\PerkinElmer Syngistix\ICPMS\DataSet\071620\2006518-001APDS.086

### Summary

#### Concentration Results

Analyte Mass		Meas. Intens. Mean	Meas. Intens. RSD	Net Intens. Mean	Conc. Mean	Conc. RSD	Sample Unit
[> L]	Kr	84	923.181	10.023	-162.717	64.592	56.9 ug/L
	Tb	159	657407.566	0.720	657407.566		ug/L
	Pb	208	509520.810	0.494	0.775	26.075	1.2 ug/L

### QC Calculated Values

Analyte		MASS	Int Std % Recovery
[> L	Kr	84	
	Tb	159	101.368
	Pb	208	

### QC Out of Limits

Analyte	Mass	Out of Limits Message
---------	------	-----------------------

## Method 200.8 - Summary Report

**Sample ID: 2006481-007A**

Sample Date/Time: Thursday, July 16, 2020 19:13:57

Sample Type: Sample

Sample Description: X10

Number of Replicates: 3

Batch ID: SW\_6020S,SAMP

Method File: C:\Users\Public\Documents\PerkinElmer Syngistix\ICPMS\Method\epa 6020 ked\2019\ked epa6020 pb only.mth

Dataset File: C:\Users\Public\Documents\PerkinElmer Syngistix\ICPMS\DataSet\071620\2006481-007A.087

### Summary

#### Concentration Results

	Analyte	Mass	Meas. Intens.	Mean	Meas. Intens. RSD	Net Intens. Mean	Conc. Mean	Conc. RSD	Sample Unit
	Kr	84		1240.081	24.386	154.183	-61.204	196.1	ug/L
[>	Tb	159		701113.213	3.207	701113.213			ug/L
[	Pb	208		3205786.830	2.127	4.573	153.904	1.2	ug/L

### QC Calculated Values

Analyte		MASS	Int Std % Recovery
[> L	Kr	84	
	Tb	159	108.107
	Pb	208	

### QC Out of Limits

Analyte	Mass	Out of Limits Message
---------	------	-----------------------

## Method 200.8 - Summary Report

**Sample ID: 2006481-008A**

Sample Date/Time: Thursday, July 16, 2020 19:14:49

Sample Type: Sample

Sample Description: X10

Number of Replicates: 3

Batch ID: SW\_6020S,SAMP

Method File: C:\Users\Public\Documents\PerkinElmer Syngistix\ICPMS\Method\epa 6020 ked\2019\ked epa6020 pb only.mth

Dataset File: C:\Users\Public\Documents\PerkinElmer Syngistix\ICPMS\DataSet\071620\2006481-008A.088

### Summary

#### Concentration Results

	Analyte Mass	Meas. Intens. Mean	Meas. Intens. RSD	Net Intens. Mean	Conc. Mean	Conc. RSD	Sample Unit
	Kr 84	1357.821	5.750	271.923	-107.942	28.7	ug/L
[>	Tb 159	680682.185	3.320	680682.185			ug/L
[	Pb 208	286366.548	1.983	0.421	14.154	1.6	ug/L

### QC Calculated Values

Analyte		MASS	Int Std % Recovery
[> L	Kr	84	
	Tb	159	104.957
	Pb	208	

### QC Out of Limits

Analyte	Mass	Out of Limits Message
---------	------	-----------------------

## Method 200.8 - Summary Report

### Sample ID: 2006481-009A

Sample Date/Time: Thursday, July 16, 2020 19:15:40

Sample Type: Sample

Sample Description: X10

Number of Replicates: 3

Batch ID: SW\_6020S,SAMP

Method File: C:\Users\Public\Documents\PerkinElmer Syngistix\ICPMS\Method\epa 6020 ked\2019\ked epa6020 pb only.mth

Dataset File: C:\Users\Public\Documents\PerkinElmer Syngistix\ICPMS\DataSet\071620\2006481-009A.089

### Summary

#### Concentration Results

Analyte Mass		Meas. Intens. Mean	Meas. Intens. RSD	Net Intens. Mean	Conc. Mean	Conc. RSD	Sample Unit	
[> 	Kr	84	1156.964	4.157	71.066	-28.210	67.7	ug/L
	Tb	159	696553.928	0.349	696553.928			ug/L
	Pb	208	566879.583	0.625	0.814	27.380	0.8	ug/L



### QC Calculated Values

Analyte		MASS	Int Std % Recovery
[> L	Kr	84	
	Tb	159	107.404
	Pb	208	

### QC Out of Limits

Analyte	Mass	Out of Limits Message
---------	------	-----------------------

## Method 200.8 - Summary Report

### Sample ID: 2006481-010A

Sample Date/Time: Thursday, July 16, 2020 19:16:32

Sample Type: Sample

Sample Description: X10

Number of Replicates: 3

Batch ID: SW\_6020S,SAMP

Method File: C:\Users\Public\Documents\PerkinElmer Syngistix\ICPMS\Method\epa 6020 ked\2019\ked epa6020 pb only.mth

Dataset File: C:\Users\Public\Documents\PerkinElmer Syngistix\ICPMS\DataSet\071620\2006481-010A.090

### Summary

#### Concentration Results

Analyte Mass		Meas. Intens. Mean	Meas. Intens. RSD	Net Intens. Mean	Conc. Mean	Conc. RSD	Sample Unit
[> L]	Kr	84	926.070	12.913	-159.828	63.445	74.8 ug/L
	Tb	159	680501.751	4.851	680501.751		ug/L
	Pb	208	513725.721	2.307	0.755	25.417	2.5 ug/L

### QC Calculated Values

Analyte		MASS	Int Std % Recovery
[> L	Kr	84	
	Tb	159	104.929
	Pb	208	

### QC Out of Limits

Analyte	Mass	Out of Limits Message
---------	------	-----------------------

## Method 200.8 - Summary Report

### Sample ID: 2006481-011A

Sample Date/Time: Thursday, July 16, 2020 19:17:24

Sample Type: Sample

Sample Description: X10

Number of Replicates: 3

Batch ID: SW\_6020S,SAMP

Method File: C:\Users\Public\Documents\PerkinElmer Syngistix\ICPMS\Method\epa 6020 ked\2019\ked epa6020 pb only.mth

Dataset File: C:\Users\Public\Documents\PerkinElmer Syngistix\ICPMS\DataSet\071620\2006481-011A.091

### Summary

#### Concentration Results

Analyte Mass		Meas. Intens. Mean	Meas. Intens. RSD	Net Intens. Mean	Conc. Mean	Conc. RSD	Sample Unit	
[> 	Kr	84	1285.601	3.884	199.703	-79.273	25.0	ug/L
	Tb	159	686239.837	1.527	686239.837			ug/L
	Pb	208	526988.314	0.310	0.768	25.838	1.4	ug/L

### QC Calculated Values

Analyte		MASS	Int Std % Recovery
[> L	Kr	84	
	Tb	159	105.814
	Pb	208	

### QC Out of Limits

Analyte	Mass	Out of Limits Message
---------	------	-----------------------

## Method 200.8 - Summary Report

### Sample ID: 2006481-012A

Sample Date/Time: Thursday, July 16, 2020 19:18:15

Sample Type: Sample

Sample Description: X10

Number of Replicates: 3

Batch ID: SW\_6020S,SAMP

Method File: C:\Users\Public\Documents\PerkinElmer Syngistix\ICPMS\Method\epa 6020 ked\2019\ked epa6020 pb only.mth

Dataset File: C:\Users\Public\Documents\PerkinElmer Syngistix\ICPMS\DataSet\071620\2006481-012A.092

### Summary

#### Concentration Results

Analyte Mass		Meas. Intens. Mean	Meas. Intens. RSD	Net Intens. Mean	Conc. Mean	Conc. RSD	Sample Unit
[> L]	Kr	84	1400.465	5.126	314.567	-124.869	22.8 ug/L
	Tb	159	696928.813	0.641	696928.813		ug/L
	Pb	208	218804.973	1.215	0.314	10.557	0.7 ug/L

### QC Calculated Values

Analyte		MASS	Int Std % Recovery
[> L	Kr	84	
	Tb	159	107.462
	Pb	208	

### QC Out of Limits

Analyte	Mass	Out of Limits Message
---------	------	-----------------------

## Method 200.8 - Summary Report

**Sample ID: 2006481-013A**

Sample Date/Time: Thursday, July 16, 2020 19:19:07

Sample Type: Sample

Sample Description: X10

Number of Replicates: 3

Batch ID: SW\_6020S,SAMP

Method File: C:\Users\Public\Documents\PerkinElmer Syngistix\ICPMS\Method\epa 6020 ked\2019\ked epa6020 pb only.mth

Dataset File: C:\Users\Public\Documents\PerkinElmer Syngistix\ICPMS\DataSet\071620\2006481-013A.093

### Summary

#### Concentration Results

Analyte Mass		Meas. Intens. Mean	Meas. Intens. RSD	Net Intens. Mean	Conc. Mean	Conc. RSD	Sample Unit
[> [	Kr	84	1073.897	6.312	-12.001	4.764	564.8 ug/L
	Tb	159	690862.030	1.600	690862.030		ug/L
	Pb	208	457875.465	1.811	0.663	22.298	2.2 ug/L



### QC Calculated Values

Analyte		MASS	Int Std % Recovery
[> L	Kr	84	
	Tb	159	106.526
	Pb	208	

### QC Out of Limits

Analyte	Mass	Out of Limits Message
---------	------	-----------------------

## Method 200.8 - Summary Report

### Sample ID: 2006481-014A

Sample Date/Time: Thursday, July 16, 2020 19:20:00

Sample Type: Sample

Sample Description: X10

Number of Replicates: 3

Batch ID: SW\_6020S,SAMP

Method File: C:\Users\Public\Documents\PerkinElmer Syngistix\ICPMS\Method\epa 6020 ked\2019\ked epa6020 pb only.mth

Dataset File: C:\Users\Public\Documents\PerkinElmer Syngistix\ICPMS\DataSet\071620\2006481-014A.094

### Summary

#### Concentration Results

Analyte	Mass	Meas. Intens.	Mean	Meas. Intens. RSD	Net Intens.	Mean	Conc. Mean	Conc. RSD	Sample Unit
Kr	84		1057.110	6.362		-28.788	11.427	233.6	ug/L
[> Tb	159		674781.623	0.512		674781.623			ug/L
[ Pb	208		888735.736	0.904		1.317	44.315	0.6	ug/L

### QC Calculated Values

Analyte		MASS	Int Std % Recovery
[> L	Kr	84	
	Tb	159	104.047
	Pb	208	

### QC Out of Limits

Analyte	Mass	Out of Limits Message
---------	------	-----------------------

## Method 200.8 - Summary Report

### Sample ID: 2006481-015A

Sample Date/Time: Thursday, July 16, 2020 19:20:52

Sample Type: Sample

Sample Description: X10

Number of Replicates: 3

Batch ID: SW\_6020S,SAMP

Method File: C:\Users\Public\Documents\PerkinElmer Syngistix\ICPMS\Method\epa 6020 ked\2019\ked epa6020 pb only.mth

Dataset File: C:\Users\Public\Documents\PerkinElmer Syngistix\ICPMS\DataSet\071620\2006481-015A.095

### Summary

#### Concentration Results

Analyte	Mass	Meas. Intens.	Mean	Meas. Intens. RSD	Net Intens. Mean	Conc. Mean	Conc. RSD	Sample Unit
Kr	84		1145.032	1.440	59.133	-23.473	27.9	ug/L
[> Tb	159		690988.028	0.728	690988.028			ug/L
[ Pb	208		583596.434	1.256	0.844	28.414	1.0	ug/L

### QC Calculated Values

Analyte		MASS	Int Std % Recovery
[> L	Kr	84	
	Tb	159	106.546
	Pb	208	

### QC Out of Limits

Analyte	Mass	Out of Limits Message
---------	------	-----------------------

## Method 200.8 - Summary Report

**Sample ID: CCV-071620-6**

Sample Date/Time: Thursday, July 16, 2020 19:22:20

Sample Type: Sample

Sample Description:

Number of Replicates: 3

Batch ID: SW\_6020A,CCV

Method File: C:\Users\Public\Documents\PerkinElmer Syngistix\ICPMS\Method\epa 6020 ked\2019\ked epa6020 pb only.mth

Dataset File: C:\Users\Public\Documents\PerkinElmer Syngistix\ICPMS\DataSet\071620\CCV-071620-6.096

### Summary

#### Concentration Results

Analyte Mass		Meas. Intens. Mean	Meas. Intens. RSD	Net Intens. Mean	Conc. Mean	Conc. RSD	Sample Unit
[> L]	Kr	84	1405.192	4.731	319.294	-126.746	20.8 ug/L
	Tb	159	647977.617	2.016	647977.617		ug/L
	Pb	208	919850.999	1.702	1.419	47.766	0.4 ug/L

### QC Calculated Values

Analyte		MASS	Int Std % Recovery
[> L	Kr	84	
	Tb	159	99.914
	Pb	208	

### QC Out of Limits

Analyte	Mass	Out of Limits Message
---------	------	-----------------------

## Method 200.8 - Summary Report

**Sample ID: CCB-071620-6**

Sample Date/Time: Thursday, July 16, 2020 19:23:41

Sample Type: Sample

Sample Description:

Number of Replicates: 3

Batch ID: SW\_6020A,CCB

Method File: C:\Users\Public\Documents\PerkinElmer Syngistix\ICPMS\Method\epa 6020 ked\2019\ked epa6020 pb only.mth

Dataset File: C:\Users\Public\Documents\PerkinElmer Syngistix\ICPMS\DataSet\071620\CCB-071620-6.097

### Summary

#### Concentration Results

Analyte Mass		Meas. Intens. Mean	Meas. Intens. RSD	Net Intens. Mean	Conc. Mean	Conc. RSD	Sample Unit
[> L]	Kr	84	1406.924	3.691	321.026	-127.433	16.2 ug/L
	Tb	159	644933.141	3.624	644933.141		ug/L
	Pb	208	966.679	9.763	0.001	0.042	14.3 ug/L



### QC Calculated Values

Analyte		MASS	Int Std % Recovery
[> L	Kr	84	
	Tb	159	99.445
	Pb	208	

### QC Out of Limits

Analyte	Mass	Out of Limits Message
---------	------	-----------------------

## Method 200.8 - Summary Report

### Sample ID: 2006481-016A

Sample Date/Time: Thursday, July 16, 2020 19:27:07

Sample Type: Sample

Sample Description: X10

Number of Replicates: 3

Batch ID: SW\_6020S,SAMP

Method File: C:\Users\Public\Documents\PerkinElmer Syngistix\ICPMS\Method\epa 6020 ked\2019\ked epa6020 pb only.mth

Dataset File: C:\Users\Public\Documents\PerkinElmer Syngistix\ICPMS\DataSet\071620\2006481-016A.098

### Summary

#### Concentration Results

Analyte Mass		Meas. Intens. Mean	Meas. Intens. RSD	Net Intens. Mean	Conc. Mean	Conc. RSD	Sample Unit
[> L]	Kr	84	1143.928	5.462	58.030	-23.035	107.7 ug/L
	Tb	159	683767.958	1.785	683767.958		ug/L
	Pb	208	307622.966	0.652	0.450	15.134	1.2 ug/L

### QC Calculated Values

Analyte		MASS	Int Std % Recovery
[> L	Kr	84	
	Tb	159	105.433
	Pb	208	

### QC Out of Limits

Analyte	Mass	Out of Limits Message
---------	------	-----------------------

## Method 200.8 - Summary Report

**Sample ID: 2006481-017A**

Sample Date/Time: Thursday, July 16, 2020 19:27:59

Sample Type: Sample

Sample Description: X10

Number of Replicates: 3

Batch ID: SW\_6020S,SAMP

Method File: C:\Users\Public\Documents\PerkinElmer Syngistix\ICPMS\Method\epa 6020 ked\2019\ked epa6020 pb only.mth

Dataset File: C:\Users\Public\Documents\PerkinElmer Syngistix\ICPMS\DataSet\071620\2006481-017A.099

### Summary

#### Concentration Results

Analyte Mass		Meas. Intens. Mean	Meas. Intens. RSD	Net Intens. Mean	Conc. Mean	Conc. RSD	Sample Unit
[> [	Kr	84	1302.093	14.963	216.195	-85.820	90.1 ug/L
	Tb	159	682655.118	2.363	682655.118		ug/L
	Pb	208	235145.609	0.585	0.344	11.587	1.8 ug/L

### QC Calculated Values

Analyte		MASS	Int Std % Recovery
[> L	Kr	84	
	Tb	159	105.261
	Pb	208	

### QC Out of Limits

Analyte	Mass	Out of Limits Message
---------	------	-----------------------

## Method 200.8 - Summary Report

### Sample ID: 2006481-018A

Sample Date/Time: Thursday, July 16, 2020 19:28:50

Sample Type: Sample

Sample Description: X10

Number of Replicates: 3

Batch ID: SW\_6020S,SAMP

Method File: C:\Users\Public\Documents\PerkinElmer Syngistix\ICPMS\Method\epa 6020 ked\2019\ked epa6020 pb only.mth

Dataset File: C:\Users\Public\Documents\PerkinElmer Syngistix\ICPMS\DataSet\071620\2006481-018A.100

### Summary

#### Concentration Results

Analyte Mass		Meas. Intens. Mean	Meas. Intens. RSD	Net Intens. Mean	Conc. Mean	Conc. RSD	Sample Unit
[> [	Kr	84	859.487	21.115	-226.411	89.875	80.2 ug/L
	Tb	159	656406.375	2.285	656406.375		ug/L
	Pb	208	526959.721	0.763	0.803	27.016	2.0 ug/L

### QC Calculated Values

Analyte		MASS	Int Std % Recovery
[> L	Kr	84	
	Tb	159	101.214
	Pb	208	

### QC Out of Limits

Analyte	Mass	Out of Limits Message
---------	------	-----------------------

## Method 200.8 - Summary Report

### Sample ID: 2006481-019A

Sample Date/Time: Thursday, July 16, 2020 19:29:42

Sample Type: Sample

Sample Description: X10

Number of Replicates: 3

Batch ID: SW\_6020S,SAMP

Method File: C:\Users\Public\Documents\PerkinElmer Syngistix\ICPMS\Method\epa 6020 ked\2019\ked epa6020 pb only.mth

Dataset File: C:\Users\Public\Documents\PerkinElmer Syngistix\ICPMS\DataSet\071620\2006481-019A.101

### Summary

#### Concentration Results

Analyte	Mass	Meas. Intens.	Mean	Meas. Intens. RSD	Net Intens. Mean	Conc. Mean	Conc. RSD	Sample Unit
Kr	84		1120.242	11.707	34.344	-13.633	381.9	ug/L
[> Tb	159		679098.377	2.367	679098.377			ug/L
[ Pb	208		432293.496	1.897	0.636	21.416	0.8	ug/L



### QC Calculated Values

Analyte		MASS	Int Std % Recovery
[> L	Kr	84	
	Tb	159	104.713
	Pb	208	

### QC Out of Limits

Analyte	Mass	Out of Limits Message
---------	------	-----------------------

## Method 200.8 - Summary Report

### Sample ID: 2006481-020A

Sample Date/Time: Thursday, July 16, 2020 19:30:34

Sample Type: Sample

Sample Description: X10

Number of Replicates: 3

Batch ID: SW\_6020S,SAMP

Method File: C:\Users\Public\Documents\PerkinElmer Syngistix\ICPMS\Method\epa 6020 ked\2019\ked epa6020 pb only.mth

Dataset File: C:\Users\Public\Documents\PerkinElmer Syngistix\ICPMS\DataSet\071620\2006481-020A.102

### Summary

#### Concentration Results

Analyte Mass		Meas. Intens. Mean	Meas. Intens. RSD	Net Intens. Mean	Conc. Mean	Conc. RSD	Sample Unit
[> L]	Kr	84	947.560	12.865	-138.339	54.914	88.1 ug/L
	Tb	159	680791.751	1.313	680791.751		ug/L
	Pb	208	124891.397	0.825	0.183	6.166	1.3 ug/L

### QC Calculated Values

Analyte		MASS	Int Std % Recovery
[> L	Kr	84	
	Tb	159	104.974
	Pb	208	

### QC Out of Limits

Analyte	Mass	Out of Limits Message
---------	------	-----------------------

## Method 200.8 - Summary Report

### Sample ID: 2006481-021A

Sample Date/Time: Thursday, July 16, 2020 19:31:26

Sample Type: Sample

Sample Description: X10

Number of Replicates: 3

Batch ID: SW\_6020S,SAMP

Method File: C:\Users\Public\Documents\PerkinElmer Syngistix\ICPMS\Method\epa 6020 ked\2019\ked epa6020 pb only.mth

Dataset File: C:\Users\Public\Documents\PerkinElmer Syngistix\ICPMS\DataSet\071620\2006481-021A.103

### Summary

#### Concentration Results

Analyte Mass		Meas. Intens. Mean	Meas. Intens. RSD	Net Intens. Mean	Conc. Mean	Conc. RSD	Sample Unit
[> [	Kr	84	1129.158	10.383	43.260	-17.172	271.0 ug/L
	Tb	159	685226.790	0.395	685226.790		ug/L
	Pb	208	342273.106	1.039	0.499	16.801	1.0 ug/L

### QC Calculated Values

Analyte		MASS	Int Std % Recovery
[> L	Kr	84	
	Tb	159	105.658
	Pb	208	

### QC Out of Limits

Analyte	Mass	Out of Limits Message
---------	------	-----------------------

## Method 200.8 - Summary Report

**Sample ID: 2006481-022A**

Sample Date/Time: Thursday, July 16, 2020 19:32:18

Sample Type: Sample

Sample Description: X10

Number of Replicates: 3

Batch ID: SW\_6020S,SAMP

Method File: C:\Users\Public\Documents\PerkinElmer Syngistix\ICPMS\Method\epa 6020 ked\2019\ked epa6020 pb only.mth

Dataset File: C:\Users\Public\Documents\PerkinElmer Syngistix\ICPMS\DataSet\071620\2006481-022A.104

### Summary

#### Concentration Results

Analyte Mass		Meas. Intens. Mean	Meas. Intens. RSD	Net Intens. Mean	Conc. Mean	Conc. RSD	Sample Unit
[> [	Kr	84	1020.562	37.326	-65.336	25.935	583.0 ug/L
	Tb	159	684194.777	0.774	684194.777		ug/L
	Pb	208	801199.545	0.817	1.171	39.401	1.2 ug/L

### QC Calculated Values

Analyte		MASS	Int Std % Recovery
[> L	Kr	84	
	Tb	159	105.498
	Pb	208	

### QC Out of Limits

Analyte	Mass	Out of Limits Message
---------	------	-----------------------

## Method 200.8 - Summary Report

### Sample ID: 2006481-023A

Sample Date/Time: Thursday, July 16, 2020 19:33:10

Sample Type: Sample

Sample Description: X10

Number of Replicates: 3

Batch ID: SW\_6020S,SAMP

Method File: C:\Users\Public\Documents\PerkinElmer Syngistix\ICPMS\Method\epa 6020 ked\2019\ked epa6020 pb only.mth

Dataset File: C:\Users\Public\Documents\PerkinElmer Syngistix\ICPMS\DataSet\071620\2006481-023A.105

### Summary

#### Concentration Results

	Analyte Mass	Meas. Intens. Mean	Meas. Intens. RSD	Net Intens. Mean	Conc. Mean	Conc. RSD	Sample Unit
	Kr 84	526.276	29.091	-559.623	222.146	27.4	ug/L
[>	Tb 159	663359.565	0.713	663359.565			ug/L
[	Pb 208	55799.424	0.619	0.084	2.822	0.6	ug/L



### QC Calculated Values

Analyte		MASS	Int Std % Recovery
[> L	Kr	84	
	Tb	159	102.286
	Pb	208	

### QC Out of Limits

Analyte	Mass	Out of Limits Message
---------	------	-----------------------

## Method 200.8 - Summary Report

### Sample ID: 2006481-024A

Sample Date/Time: Thursday, July 16, 2020 19:34:02

Sample Type: Sample

Sample Description: X10

Number of Replicates: 3

Batch ID: SW\_6020S,SAMP

Method File: C:\Users\Public\Documents\PerkinElmer Syngistix\ICPMS\Method\epa 6020 ked\2019\ked epa6020 pb only.mth

Dataset File: C:\Users\Public\Documents\PerkinElmer Syngistix\ICPMS\DataSet\071620\2006481-024A.106

### Summary

#### Concentration Results

Analyte Mass		Meas. Intens. Mean	Meas. Intens. RSD	Net Intens. Mean	Conc. Mean	Conc. RSD	Sample Unit
[> L]	Kr	84	1118.635	15.611	32.737	-12.995	533.4 ug/L
	Tb	159	688234.112	1.616	688234.112		ug/L
	Pb	208	409236.857	2.383	0.594	20.001	0.9 ug/L

### QC Calculated Values

Analyte		MASS	Int Std % Recovery
[> L	Kr	84	
	Tb	159	106.121
	Pb	208	

### QC Out of Limits

Analyte	Mass	Out of Limits Message
---------	------	-----------------------

## Method 200.8 - Summary Report

### Sample ID: 2006481-025A

Sample Date/Time: Thursday, July 16, 2020 19:34:55

Sample Type: Sample

Sample Description: X10

Number of Replicates: 3

Batch ID: SW\_6020S,SAMP

Method File: C:\Users\Public\Documents\PerkinElmer Syngistix\ICPMS\Method\epa 6020 ked\2019\ked epa6020 pb only.mth

Dataset File: C:\Users\Public\Documents\PerkinElmer Syngistix\ICPMS\DataSet\071620\2006481-025A.107

### Summary

#### Concentration Results

Analyte	Mass	Meas. Intens.	Mean	Meas. Intens. RSD	Net Intens. Mean	Conc. Mean	Conc. RSD	Sample Unit
Kr	84		1491.789	7.940	405.891	-161.121	29.2	ug/L
[> Tb	159		698974.931	2.013	698974.931			ug/L
[ Pb	208		323952.024	1.621	0.463	15.589	0.6	ug/L

### QC Calculated Values

Analyte		MASS	Int Std % Recovery
[> L	Kr	84	
	Tb	159	107.777
	Pb	208	

### QC Out of Limits

Analyte	Mass	Out of Limits Message
---------	------	-----------------------

## Method 200.8 - Summary Report

**Sample ID: CCV-071620-7**

Sample Date/Time: Thursday, July 16, 2020 19:35:58

Sample Type: Sample

Sample Description:

Number of Replicates: 3

Batch ID: SW\_6020A,CCV

Method File: C:\Users\Public\Documents\PerkinElmer Syngistix\ICPMS\Method\epa 6020 ked\2019\ked epa6020 pb only.mth

Dataset File: C:\Users\Public\Documents\PerkinElmer Syngistix\ICPMS\DataSet\071620\CCV-071620-7.108

### Summary

#### Concentration Results

Analyte	Mass	Meas. Intens.	Mean	Meas. Intens. RSD	Net Intens. Mean	Conc. Mean	Conc. RSD	Sample Unit
Kr	84		1277.464	9.984	191.566	-76.043	66.6	ug/L
[> Tb	159		667018.664	1.409	667018.664			ug/L
[ Pb	208		937065.858	1.028	1.405	47.272	0.8	ug/L

Sample ID: CCV-071620-7

Report Date/Time: Friday, July 17, 2020 10:04:19

Page 1

### QC Calculated Values

Analyte		MASS	Int Std % Recovery
[> L	Kr	84	
	Tb	159	102.850
	Pb	208	

### QC Out of Limits

Analyte	Mass	Out of Limits Message
---------	------	-----------------------

## Method 200.8 - Summary Report

**Sample ID: CCB-071620-7**

Sample Date/Time: Thursday, July 16, 2020 19:36:54

Sample Type: Sample

Sample Description:

Number of Replicates: 3

Batch ID: SW\_6020A,CCB

Method File: C:\Users\Public\Documents\PerkinElmer Syngistix\ICPMS\Method\epa 6020 ked\2019\ked epa6020 pb only.mth

Dataset File: C:\Users\Public\Documents\PerkinElmer Syngistix\ICPMS\DataSet\071620\CCB-071620-7.109

### Summary

#### Concentration Results

Analyte Mass		Meas. Intens. Mean	Meas. Intens. RSD	Net Intens. Mean	Conc. Mean	Conc. RSD	Sample Unit
[> L]	Kr	84	1452.866	2.869	366.967	-145.670	11.4 ug/L
	Tb	159	653441.987	1.620	653441.987		ug/L
	Pb	208	851.399	10.947	0.001	0.035	13.5 ug/L



### QC Calculated Values

Analyte		MASS	Int Std % Recovery
[> L	Kr	84	
	Tb	159	100.757
	Pb	208	

### QC Out of Limits

Analyte	Mass	Out of Limits Message
---------	------	-----------------------

## Method 200.8 - Summary Report

**Sample ID: QCS-071620-1**

Sample Date/Time: Thursday, July 16, 2020 19:38:00

Sample Type: Sample

Sample Description:

Number of Replicates: 3

Batch ID: SW\_6020A,QCS

Method File: C:\Users\Public\Documents\PerkinElmer Syngistix\ICPMS\Method\epa 6020 ked\2019\ked epa6020 pb only.mth

Dataset File: C:\Users\Public\Documents\PerkinElmer Syngistix\ICPMS\DataSet\071620\QCS-071620-1.110

### Summary

#### Concentration Results

Analyte	Mass	Meas. Intens.	Mean	Meas. Intens. RSD	Net Intens.	Mean	Conc. Mean	Conc. RSD	Sample Unit
Kr	84		-3656.729	16.926		-4742.627	1882.614	13.1	ug/L
[> Tb	159		641090.179	0.410		641090.179			ug/L
[ Pb	208		18694900.351	1.582		29.160	981.335	1.3	ug/L

### QC Calculated Values

Analyte		MASS	Int Std % Recovery
[> L	Kr	84	
	Tb	159	98.852
	Pb	208	

### QC Out of Limits

Analyte	Mass	Out of Limits Message
---------	------	-----------------------

# PREP REPORT - BATCH ID 52061

Prep Start Date: 7/15/2020 8:51 AM  
 Prep End Date: 7/16/2020 8:31 AM  
 Initial Temp: 96 °C

Prep Code: SW\_3050  
 Final Temp: 95 °C

Technician: Pragnesh Soni  
 Prep Factor Units: mL / g

Sample ID	Client Sample ID	Matrix	pH1	pH2	Samp Amt	Sol Added	Sol Recov	Fin Vol	factor	Prep Start	Prep End
MB-52061		Soil			0.56	0	0	50	89.286	7/15/2020	7/16/2020
LCS-52061		Soil			0.52	0	0	50	96.154	7/15/2020	7/16/2020
2006454-022A	TAFBS-S-56	Soil			0.55	0	0	50	90.909	7/15/2020	7/16/2020
2006454-022AMS		Soil			0.54	0	0	50	92.593	7/15/2020	7/16/2020
2006454-022AMSD		Soil			0.53	0	0	50	94.340	7/15/2020	7/16/2020
2006454-021A	TAFBS-S-57	Soil			0.57	0	0	50	87.719	7/15/2020	7/16/2020
2006454-023A	TAFBS-S-55	Soil			0.55	0	0	50	90.909	7/15/2020	7/16/2020
2006454-024A	TAFBS-S-54	Soil			0.51	0	0	50	98.039	7/15/2020	7/16/2020
2006454-025A	TAFBS-S-53	Soil			0.55	0	0	50	90.909	7/15/2020	7/16/2020
2006454-026A	TAFBS-S-52	Soil			0.52	0	0	50	96.154	7/15/2020	7/16/2020
2006454-027A	TAFBS-S-51	Soil			0.53	0	0	50	94.340	7/15/2020	7/16/2020
2006479-001A	TAFBS-S-25	Soil			0.52	0	0	50	96.154	7/15/2020	7/16/2020
2006479-002A	TAFBS-S-24	Soil			0.54	0	0	50	92.593	7/15/2020	7/16/2020
2006479-003A	TAFBS-S-23	Soil			0.56	0	0	50	89.286	7/15/2020	7/16/2020
2006479-004A	TAFBS-S-22	Soil			0.54	0	0	50	92.593	7/15/2020	7/16/2020
2006479-005A	TAFBS-S-21	Soil			0.56	0	0	50	89.286	7/15/2020	7/16/2020
2006479-006A	TAFBS-S-20	Soil			0.59	0	0	50	84.746	7/15/2020	7/16/2020
2006479-007A	TAFBS-S-19	Soil			0.55	0	0	50	90.909	7/15/2020	7/16/2020
2006481-001A	TAFBS-S-50	Soil			0.57	0	0	50	87.719	7/15/2020	7/16/2020
2006481-002A	TAFBS-S-49	Soil			0.53	0	0	50	94.340	7/15/2020	7/16/2020
2006481-003A	TAFBS-S-48	Soil			0.51	0	0	50	98.039	7/15/2020	7/16/2020
2006481-004A	TAFBS-S-47	Soil			0.57	0	0	50	87.719	7/15/2020	7/16/2020
2006481-005A	TAFBS-S-46	Soil			0.51	0	0	50	98.039	7/15/2020	7/16/2020
2006481-006A	TAFBS-S-45	Soil			0.54	0	0	50	92.593	7/15/2020	7/16/2020

Type	Chemical / Reagent ID	Chemical / Reagent Name	Container#	Container ID	Amount Added	Amount Unit
Chemical	2282	nitric acid	8587	Cont-02 of 04	10	mL
Chemical	2290	Hydrochloric acid	8605	Cont-01 of 06	5	mL
Chemical	2296	Hydrogen Peroxide, 30% w/w	8622	Cont-01 of 02	4	mL

Spk ID	Spk Name	Samp Type	Container#	Container ID	Amount Added	Amount Unit
RTI-24-120219	AAC-STD-2 11 Metals 1000µg/mL	LCS,MS,MSD-MS	26245	Cont-01 of 01	0.01	mL
RTI-25-120219	AAC-STD-3A	LCS,MS,MSD-MS	26246	Cont-01 of 01	0.01	mL
RTI-26-120219	AAC-STD-4A 1000µg/mL	LCS,MS,MSD-MS	26247	Cont-01 of 01	0.01	mL

# PREP REPORT - BATCH ID 52066

Prep Start Date: 7/16/2020 7:58 AM  
 Prep End Date: 7/16/2020 3:11 PM  
 Initial Temp: 95 °C

Prep Code: SW\_3050  
 Final Temp: 97 °C

Technician: Pragnesh Soni  
 Prep Factor Units: mL / g

Sample ID	Client Sample ID	Matrix	pH1	pH2	Samp Amt	Sol Added	Sol Recov	Fin Vol	factor	Prep Start	Prep End
MB-52066		Soil			0.56	0	0	50	89.286	7/16/2020	7/16/2020
LCS-52066		Soil			0.52	0	0	50	96.154	7/16/2020	7/16/2020
2006518-001A	TAFBS-S-72	Soil			0.62	0	0	50	80.645	7/16/2020	7/16/2020
2006518-001AMS		Soil			0.61	0	0	50	81.967	7/16/2020	7/16/2020
2006518-001AMSD		Soil			0.62	0	0	50	80.645	7/16/2020	7/16/2020
2006481-007A	TAFBS-S-44	Soil			0.55	0	0	50	90.909	7/16/2020	7/16/2020
2006481-008A	TAFBS-S-43	Soil			0.54	0	0	50	92.593	7/16/2020	7/16/2020
2006481-009A	TAFBS-S-42	Soil			0.57	0	0	50	87.719	7/16/2020	7/16/2020
2006481-010A	TAFBS-S-41	Soil			0.56	0	0	50	89.286	7/16/2020	7/16/2020
2006481-011A	TAFBS-S-40	Soil			0.57	0	0	50	87.719	7/16/2020	7/16/2020
2006481-012A	TAFBS-S-39	Soil			0.54	0	0	50	92.593	7/16/2020	7/16/2020
2006481-013A	TAFBS-S-38	Soil			0.55	0	0	50	90.909	7/16/2020	7/16/2020
2006481-014A	TAFBS-S-37	Soil			0.57	0	0	50	87.719	7/16/2020	7/16/2020
2006481-015A	TAFBS-S-36	Soil			0.56	0	0	50	89.286	7/16/2020	7/16/2020
2006481-016A	TAFBS-S-35	Soil			0.57	0	0	50	87.719	7/16/2020	7/16/2020
2006481-017A	TAFBS-S-34	Soil			0.51	0	0	50	98.039	7/16/2020	7/16/2020
2006481-018A	TAFBS-S-33	Soil			0.58	0	0	50	86.207	7/16/2020	7/16/2020
2006481-019A	TAFBS-S-32	Soil			0.6	0	0	50	83.333	7/16/2020	7/16/2020
2006481-020A	TAFBS-S-31	Soil			0.56	0	0	50	89.286	7/16/2020	7/16/2020
2006481-021A	TAFBS-S-30	Soil			0.53	0	0	50	94.340	7/16/2020	7/16/2020
2006481-022A	TAFBS-S-29	Soil			0.57	0	0	50	87.719	7/16/2020	7/16/2020
2006481-023A	TAFBS-S-28	Soil			0.57	0	0	50	87.719	7/16/2020	7/16/2020
2006481-024A	TAFBS-S-27	Soil			0.62	0	0	50	80.645	7/16/2020	7/16/2020
2006481-025A	TAFBS-S-26	Soil			0.55	0	0	50	90.909	7/16/2020	7/16/2020

Type	Chemical / Reagent ID	Chemical / Reagent Name	Container#	Container ID	Amount Added	Amount Unit
Chemical	2290	Hydrochloric acid	8605	Cont-01 of 06	5	mL
Chemical	2294	nitric acid	8616	Cont-01 of 04	10	mL
Chemical	2295	Hydrogen Peroxide, 30% w/w	8621	Cont-01 of 01	4	mL

Spk ID	Spk Name	Samp Type	Container#	Container ID	Amount Added	Amount Unit
RTI-24-120219	AAC-STD-2 11 Metals 1000µg/mL	LCS,MS,MSD-MS	26245	Cont-01 of 01	0.01	mL
RTI-25-120219	AAC-STD-3A	LCS,MS,MSD-MS	26246	Cont-01 of 01	0.01	mL
RTI-26-120219	AAC-STD-4A 1000µg/mL	LCS,MS,MSD-MS	26247	Cont-01 of 01	0.01	mL

## FORM I

CLIENT SAMP ID

## INORGANIC ANALYSIS DATA SHEET

TAFBS-S-50CS

Lab Name: RTI Laboratories, Inc.

Contract:

Lab Code: GLEN01ClientID: USA17Workorder No.: 2006481Matrix: SoilLab Sample ID: 2006481-001A% Solids: 0Date Received: 6/24/2020 9:49 AMConcentration Units: wt%Date Analyzed: 7/6/2020 12:16 PMTotal/Dissolved: (Total)Date Collected: 6/23/2020 8:24 AMInstrument ID: BAL3Batch ID: R119286

CAS No.	Analyte	Concentration	C	Q	DL	LOD	LOQ	M
7732-18-5	Percent Moisture	8.0			1.0	1.0	1.0	B

## FORM I

CLIENT SAMP ID

## INORGANIC ANALYSIS DATA SHEET

TAFBS-S-49CS

Lab Name: RTI Laboratories, Inc.

Contract:

Lab Code: GLEN01ClientID: USA17Workorder No.: 2006481Matrix: SoilLab Sample ID: 2006481-002A% Solids: 0Date Received: 6/24/2020 9:49 AMConcentration Units: wt%Date Analyzed: 7/6/2020 12:16 PMTotal/Dissolved: (Total)Date Collected: 6/23/2020 8:29 AMInstrument ID: BAL3Batch ID: R119286

CAS No.	Analyte	Concentration	C	Q	DL	LOD	LOQ	M
7732-18-5	Percent Moisture	6.1			1.0	1.0	1.0	B

## FORM I

CLIENT SAMP ID

## INORGANIC ANALYSIS DATA SHEET

TAFBS-S-48CS

Lab Name: RTI Laboratories, Inc.

Contract:

Lab Code: GLEN01ClientID: USA17Workorder No.: 2006481Matrix: SoilLab Sample ID: 2006481-003A% Solids: 0Date Received: 6/24/2020 9:49 AMConcentration Units: wt%Date Analyzed: 7/6/2020 12:16 PMTotal/Dissolved: (Total)Date Collected: 6/23/2020 8:36 AMInstrument ID: BAL3Batch ID: R119286

CAS No.	Analyte	Concentration	C	Q	DL	LOD	LOQ	M
7732-18-5	Percent Moisture	5.9			1.0	1.0	1.0	B



## FORM I

CLIENT SAMP ID

## INORGANIC ANALYSIS DATA SHEET

TAFBS-S-47CS

Lab Name: RTI Laboratories, Inc.

Contract:

Lab Code: GLEN01ClientID: USA17Workorder No.: 2006481Matrix: SoilLab Sample ID: 2006481-004A% Solids: 0Date Received: 6/24/2020 9:49 AMConcentration Units: wt%Date Analyzed: 7/6/2020 12:16 PMTotal/Dissolved: (Total)Date Collected: 6/23/2020 8:42 AMInstrument ID: BAL3Batch ID: R119286

CAS No.	Analyte	Concentration	C	Q	DL	LOD	LOQ	M
7732-18-5	Percent Moisture	5.2			1.0	1.0	1.0	B

## FORM I

CLIENT SAMP ID

## INORGANIC ANALYSIS DATA SHEET

TAFBS-S-46CS

Lab Name: RTI Laboratories, Inc.

Contract:

Lab Code: GLEN01ClientID: USA17Workorder No.: 2006481Matrix: SoilLab Sample ID: 2006481-005A% Solids: 0Date Received: 6/24/2020 9:49 AMConcentration Units: wt%Date Analyzed: 7/6/2020 12:16 PMTotal/Dissolved: (Total)Date Collected: 6/23/2020 8:47 AMInstrument ID: BAL3Batch ID: R119286

CAS No.	Analyte	Concentration	C	Q	DL	LOD	LOQ	M
7732-18-5	Percent Moisture	6.2			1.0	1.0	1.0	B

## FORM I

CLIENT SAMP ID

## INORGANIC ANALYSIS DATA SHEET

TAFBS-S-45CS

Lab Name: RTI Laboratories, Inc.

Contract:

Lab Code: GLEN01ClientID: USA17Workorder No.: 2006481Matrix: SoilLab Sample ID: 2006481-006A% Solids: 0Date Received: 6/24/2020 9:49 AMConcentration Units: wt%Date Analyzed: 7/6/2020 12:16 PMTotal/Dissolved: (Total)Date Collected: 6/23/2020 8:52 AMInstrument ID: BAL3Batch ID: R119286

CAS No.	Analyte	Concentration	C	Q	DL	LOD	LOQ	M
7732-18-5	Percent Moisture	3.9			1.0	1.0	1.0	B

## FORM I

CLIENT SAMP ID

## INORGANIC ANALYSIS DATA SHEET

TAFBS-S-44CS

Lab Name: RTI Laboratories, Inc.

Contract:

Lab Code: GLEN01ClientID: USA17Workorder No.: 2006481Matrix: SoilLab Sample ID: 2006481-007A% Solids: 0Date Received: 6/24/2020 9:49 AMConcentration Units: wt%Date Analyzed: 7/6/2020 12:16 PMTotal/Dissolved: (Total)Date Collected: 6/23/2020 8:59 AMInstrument ID: BAL3Batch ID: R119286

CAS No.	Analyte	Concentration	C	Q	DL	LOD	LOQ	M
7732-18-5	Percent Moisture	5.1			1.0	1.0	1.0	B

## FORM I

CLIENT SAMP ID

## INORGANIC ANALYSIS DATA SHEET

TAFBS-S-43CS

Lab Name: RTI Laboratories, Inc.

Contract:

Lab Code: GLEN01ClientID: USA17Workorder No.: 2006481Matrix: SoilLab Sample ID: 2006481-008A% Solids: 0Date Received: 6/24/2020 9:49 AMConcentration Units: wt%Date Analyzed: 7/6/2020 12:16 PMTotal/Dissolved: (Total)Date Collected: 6/23/2020 9:06 AMInstrument ID: BAL3Batch ID: R119286

CAS No.	Analyte	Concentration	C	Q	DL	LOD	LOQ	M
7732-18-5	Percent Moisture	6.3			1.0	1.0	1.0	B

## FORM I

CLIENT SAMP ID

## INORGANIC ANALYSIS DATA SHEET

TAFBS-S-42CS

Lab Name: RTI Laboratories, Inc.

Contract:

Lab Code: GLEN01ClientID: USA17Workorder No.: 2006481Matrix: SoilLab Sample ID: 2006481-009A% Solids: 0Date Received: 6/24/2020 9:49 AMConcentration Units: wt%Date Analyzed: 7/6/2020 12:16 PMTotal/Dissolved: (Total)Date Collected: 6/23/2020 9:11 AMInstrument ID: BAL3Batch ID: R119286

CAS No.	Analyte	Concentration	C	Q	DL	LOD	LOQ	M
7732-18-5	Percent Moisture	7.5			1.0	1.0	1.0	B

## FORM I

CLIENT SAMP ID

## INORGANIC ANALYSIS DATA SHEET

TAFBS-S-41CS

Lab Name: RTI Laboratories, Inc.

Contract:

Lab Code: GLEN01ClientID: USA17Workorder No.: 2006481Matrix: SoilLab Sample ID: 2006481-010A% Solids: 0Date Received: 6/24/2020 9:49 AMConcentration Units: wt%Date Analyzed: 7/6/2020 12:16 PMTotal/Dissolved: (Total)Date Collected: 6/23/2020 9:19 AMInstrument ID: BAL3Batch ID: R119286

CAS No.	Analyte	Concentration	C	Q	DL	LOD	LOQ	M
7732-18-5	Percent Moisture	3.8			1.0	1.0	1.0	B

## FORM I

CLIENT SAMP ID

## INORGANIC ANALYSIS DATA SHEET

TAFBS-S-40CS

Lab Name: RTI Laboratories, Inc.

Contract:

Lab Code: GLEN01ClientID: USA17Workorder No.: 2006481Matrix: SoilLab Sample ID: 2006481-011A% Solids: 0Date Received: 6/24/2020 9:49 AMConcentration Units: wt%Date Analyzed: 7/6/2020 12:16 PMTotal/Dissolved: (Total)Date Collected: 6/23/2020 9:25 AMInstrument ID: BAL3Batch ID: R119286

CAS No.	Analyte	Concentration	C	Q	DL	LOD	LOQ	M
7732-18-5	Percent Moisture	4.4			1.0	1.0	1.0	B



## FORM I

CLIENT SAMP ID

## INORGANIC ANALYSIS DATA SHEET

TAFBS-S-39CS

Lab Name: RTI Laboratories, Inc.

Contract:

Lab Code: GLEN01ClientID: USA17Workorder No.: 2006481Matrix: SoilLab Sample ID: 2006481-012A% Solids: 0Date Received: 6/24/2020 9:49 AMConcentration Units: wt%Date Analyzed: 7/6/2020 12:16 PMTotal/Dissolved: (Total)Date Collected: 6/23/2020 9:35 AMInstrument ID: BAL3Batch ID: R119286

CAS No.	Analyte	Concentration	C	Q	DL	LOD	LOQ	M
7732-18-5	Percent Moisture	8.3			1.0	1.0	1.0	B

## FORM I

CLIENT SAMP ID

## INORGANIC ANALYSIS DATA SHEET

TAFBS-S-38CS

Lab Name: RTI Laboratories, Inc.

Contract:

Lab Code: GLEN01ClientID: USA17Workorder No.: 2006481Matrix: SoilLab Sample ID: 2006481-013A% Solids: 0Date Received: 6/24/2020 9:49 AMConcentration Units: wt%Date Analyzed: 7/6/2020 12:16 PMTotal/Dissolved: (Total)Date Collected: 6/23/2020 9:42 AMInstrument ID: BAL3Batch ID: R119286

CAS No.	Analyte	Concentration	C	Q	DL	LOD	LOQ	M
7732-18-5	Percent Moisture	6.4			1.0	1.0	1.0	B

## FORM I

CLIENT SAMP ID

## INORGANIC ANALYSIS DATA SHEET

TAFBS-S-37CS

Lab Name: RTI Laboratories, Inc.

Contract:

Lab Code: GLEN01ClientID: USA17Workorder No.: 2006481Matrix: SoilLab Sample ID: 2006481-014A% Solids: 0Date Received: 6/24/2020 9:49 AMConcentration Units: wt%Date Analyzed: 7/6/2020 12:16 PMTotal/Dissolved: (Total)Date Collected: 6/23/2020 9:49 AMInstrument ID: BAL3Batch ID: R119286

CAS No.	Analyte	Concentration	C	Q	DL	LOD	LOQ	M
7732-18-5	Percent Moisture	4.2			1.0	1.0	1.0	B

## FORM I

CLIENT SAMP ID

## INORGANIC ANALYSIS DATA SHEET

TAFBS-S-36CS

Lab Name: RTI Laboratories, Inc.

Contract:

Lab Code: GLEN01ClientID: USA17Workorder No.: 2006481Matrix: SoilLab Sample ID: 2006481-015A% Solids: 0Date Received: 6/24/2020 9:49 AMConcentration Units: wt%Date Analyzed: 7/6/2020 12:16 PMTotal/Dissolved: (Total)Date Collected: 6/23/2020 9:55 AMInstrument ID: BAL3Batch ID: R119286

CAS No.	Analyte	Concentration	C	Q	DL	LOD	LOQ	M
7732-18-5	Percent Moisture	4.9			1.0	1.0	1.0	B

## FORM I

CLIENT SAMP ID

## INORGANIC ANALYSIS DATA SHEET

TAFBS-S-35CS

Lab Name: RTI Laboratories, Inc.

Contract:

Lab Code: GLEN01ClientID: USA17Workorder No.: 2006481Matrix: SoilLab Sample ID: 2006481-016A% Solids: 0Date Received: 6/24/2020 9:49 AMConcentration Units: wt%Date Analyzed: 7/6/2020 12:16 PMTotal/Dissolved: (Total)Date Collected: 6/23/2020 10:03 AMInstrument ID: BAL3Batch ID: R119286

CAS No.	Analyte	Concentration	C	Q	DL	LOD	LOQ	M
7732-18-5	Percent Moisture	10			1.0	1.0	1.0	B

## FORM I

CLIENT SAMP ID

## INORGANIC ANALYSIS DATA SHEET

TAFBS-S-34CS

Lab Name: RTI Laboratories, Inc.

Contract:

Lab Code: GLEN01ClientID: USA17Workorder No.: 2006481Matrix: SoilLab Sample ID: 2006481-017A% Solids: 0Date Received: 6/24/2020 9:49 AMConcentration Units: wt%Date Analyzed: 7/2/2020 7:30 AMTotal/Dissolved: (Total)Date Collected: 6/23/2020 11:29 AMInstrument ID: BAL3Batch ID: R119287

CAS No.	Analyte	Concentration	C	Q	DL	LOD	LOQ	M
7732-18-5	Percent Moisture	5.3			1.0	1.0	1.0	B

## FORM I

CLIENT SAMP ID

## INORGANIC ANALYSIS DATA SHEET

TAFBS-S-33CS

Lab Name: RTI Laboratories, Inc.

Contract:

Lab Code: GLEN01ClientID: USA17Workorder No.: 2006481Matrix: SoilLab Sample ID: 2006481-018A% Solids: 0Date Received: 6/24/2020 9:49 AMConcentration Units: wt%Date Analyzed: 7/2/2020 7:30 AMTotal/Dissolved: (Total)Date Collected: 6/23/2020 11:37 AMInstrument ID: BAL3Batch ID: R119287

CAS No.	Analyte	Concentration	C	Q	DL	LOD	LOQ	M
7732-18-5	Percent Moisture	4.3			1.0	1.0	1.0	B

## FORM I

CLIENT SAMP ID

## INORGANIC ANALYSIS DATA SHEET

TAFBS-S-32CS

Lab Name: RTI Laboratories, Inc.

Contract:

Lab Code: GLEN01ClientID: USA17Workorder No.: 2006481Matrix: SoilLab Sample ID: 2006481-019A% Solids: 0Date Received: 6/24/2020 9:49 AMConcentration Units: wt%Date Analyzed: 7/2/2020 7:30 AMTotal/Dissolved: (Total)Date Collected: 6/23/2020 11:46 AMInstrument ID: BAL3Batch ID: R119287

CAS No.	Analyte	Concentration	C	Q	DL	LOD	LOQ	M
7732-18-5	Percent Moisture	7.9			1.0	1.0	1.0	B



## FORM I

CLIENT SAMP ID

## INORGANIC ANALYSIS DATA SHEET

TAFBS-S-31CS

Lab Name: RTI Laboratories, Inc.

Contract:

Lab Code: GLEN01ClientID: USA17Workorder No.: 2006481Matrix: SoilLab Sample ID: 2006481-020A% Solids: 0Date Received: 6/24/2020 9:49 AMConcentration Units: wt%Date Analyzed: 7/2/2020 7:30 AMTotal/Dissolved: (Total)Date Collected: 6/23/2020 11:54 AMInstrument ID: BAL3Batch ID: R119287

CAS No.	Analyte	Concentration	C	Q	DL	LOD	LOQ	M
7732-18-5	Percent Moisture	7.8			1.0	1.0	1.0	B

## FORM I

CLIENT SAMP ID

## INORGANIC ANALYSIS DATA SHEET

TAFBS-S-30CS

Lab Name: RTI Laboratories, Inc.

Contract:

Lab Code: GLEN01ClientID: USA17Workorder No.: 2006481Matrix: SoilLab Sample ID: 2006481-021A% Solids: 0Date Received: 6/24/2020 9:49 AMConcentration Units: wt%Date Analyzed: 7/2/2020 7:30 AMTotal/Dissolved: (Total)Date Collected: 6/23/2020 12:04 PMInstrument ID: BAL3Batch ID: R119287

CAS No.	Analyte	Concentration	C	Q	DL	LOD	LOQ	M
7732-18-5	Percent Moisture	8.3			1.0	1.0	1.0	B

## FORM I

CLIENT SAMP ID

## INORGANIC ANALYSIS DATA SHEET

TAFBS-S-29CS

Lab Name: RTI Laboratories, Inc.

Contract:

Lab Code: GLEN01ClientID: USA17Workorder No.: 2006481Matrix: SoilLab Sample ID: 2006481-022A% Solids: 0Date Received: 6/24/2020 9:49 AMConcentration Units: wt%Date Analyzed: 7/2/2020 7:30 AMTotal/Dissolved: (Total)Date Collected: 6/23/2020 12:10 PMInstrument ID: BAL3Batch ID: R119287

CAS No.	Analyte	Concentration	C	Q	DL	LOD	LOQ	M
7732-18-5	Percent Moisture	8.8			1.0	1.0	1.0	B

## FORM I

CLIENT SAMP ID

## INORGANIC ANALYSIS DATA SHEET

TAFBS-S-28CS

Lab Name: RTI Laboratories, Inc.

Contract:

Lab Code: GLEN01ClientID: USA17Workorder No.: 2006481Matrix: SoilLab Sample ID: 2006481-023A% Solids: 0Date Received: 6/24/2020 9:49 AMConcentration Units: wt%Date Analyzed: 7/2/2020 7:30 AMTotal/Dissolved: (Total)Date Collected: 6/23/2020 12:20 PMInstrument ID: BAL3Batch ID: R119287

CAS No.	Analyte	Concentration	C	Q	DL	LOD	LOQ	M
7732-18-5	Percent Moisture	5.5			1.0	1.0	1.0	B

## FORM I

CLIENT SAMP ID

## INORGANIC ANALYSIS DATA SHEET

TAFBS-S-27CS

Lab Name: RTI Laboratories, Inc.

Contract:

Lab Code: GLEN01ClientID: USA17Workorder No.: 2006481Matrix: SoilLab Sample ID: 2006481-024A% Solids: 0Date Received: 6/24/2020 9:49 AMConcentration Units: wt%Date Analyzed: 7/2/2020 7:30 AMTotal/Dissolved: (Total)Date Collected: 6/23/2020 12:29 PMInstrument ID: BAL3Batch ID: R119287

CAS No.	Analyte	Concentration	C	Q	DL	LOD	LOQ	M
7732-18-5	Percent Moisture	5.9			1.0	1.0	1.0	B

## FORM I

CLIENT SAMP ID

## INORGANIC ANALYSIS DATA SHEET

TAFBS-S-26CS

Lab Name: RTI Laboratories, Inc.

Contract:

Lab Code: GLEN01ClientID: USA17Workorder No.: 2006481Matrix: SoilLab Sample ID: 2006481-025A% Solids: 0Date Received: 6/24/2020 9:49 AMConcentration Units: wt%Date Analyzed: 7/2/2020 7:30 AMTotal/Dissolved: (Total)Date Collected: 6/23/2020 12:43 PMInstrument ID: BAL3Batch ID: R119287

CAS No.	Analyte	Concentration	C	Q	DL	LOD	LOQ	M
7732-18-5	Percent Moisture	8.3			1.0	1.0	1.0	B

## FORM I

CLIENT SAMP ID

## INORGANIC ANALYSIS DATA SHEET

ZZZZZZ

Lab Name: RTI Laboratories, Inc.

Contract:

Lab Code: GLEN01ClientID: USA17Workorder No.: 2006481

Matrix:

Lab Sample ID: 2006479-004ADUP% Solids: 0Date Received: 6/24/2020 9:49 AMConcentration Units: wt%Date Analyzed: 7/6/2020 12:16 PMTotal/Dissolved: (Total)

Date Collected:

Instrument ID: BAL3Batch ID: R119286

CAS No.	Analyte	Concentration	C	Q	DL	LOD	LOQ	M
7732-18-5	Percent Moisture	12			1.0	1.0	1.0	B

## FORM I

CLIENT SAMP ID

## INORGANIC ANALYSIS DATA SHEET

TAFBS-S- 35LR1
-------------------

Lab Name: RTI Laboratories, Inc.

Contract:

Lab Code: GLEN01ClientID: USA17Workorder No.: 2006481

Matrix:

Lab Sample ID: 2006481-016ADUP% Solids: 0Date Received: 6/24/2020 9:49 AMConcentration Units: wt%Date Analyzed: 7/6/2020 12:16 PMTotal/Dissolved: (Total)

Date Collected:

Instrument ID: BAL3Batch ID: R119286

CAS No.	Analyte	Concentration	C	Q	DL	LOD	LOQ	M
7732-18-5	Percent Moisture	10			1.0	1.0	1.0	B



## FORM I

CLIENT SAMP ID

## INORGANIC ANALYSIS DATA SHEET

TAFBS-S- 34LR1
-------------------

Lab Name: RTI Laboratories, Inc.

Contract:

Lab Code: GLEN01ClientID: USA17Workorder No.: 2006481

Matrix:

Lab Sample ID: 2006481-017ADUP% Solids: 0Date Received: 6/24/2020 9:49 AMConcentration Units: wt%Date Analyzed: 7/2/2020 7:30 AMTotal/Dissolved: (Total)

Date Collected:

Instrument ID: BAL3Batch ID: R119287

CAS No.	Analyte	Concentration	C	Q	DL	LOD	LOQ	M
7732-18-5	Percent Moisture	4.1	R		1.0	1.0	1.0	B

FORM I

CLIENT SAMP ID

## INORGANIC ANALYSIS DATA SHEET

ZZZZZZ

Lab Name: RTI Laboratories, Inc.

Contract:

Lab Code: GLEN01ClientID: USA17Workorder No.: 2006481

Matrix:

Lab Sample ID: 2006518-011ADUP% Solids: 0Date Received: 6/24/2020 9:49 AMConcentration Units: wt%Date Analyzed: 7/2/2020 7:30 AMTotal/Dissolved: (Total)

Date Collected:

Instrument ID: BAL3Batch ID: R119287

CAS No.	Analyte	Concentration	C	Q	DL	LOD	LOQ	M
7732-18-5	Percent Moisture	7.1			1.0	1.0	1.0	B

FORM VI  
 DUPLICATES

CLIENT SAMP ID

TAFBS-S-34

Lab Name: RTI Laboratories, Inc.

Contract:

Lab Code: GLEN01

Workorder No: 2006481

Matrix: Soil

Level (low/med): LOW

% Solids for Sample: 0

Concentration Units: wt%

Analyte	Control Limit	Sample (S)	C	Duplicate (D)	C	RPD	Q	M
Percent Moisture	20	5.3		4.1		23.9		B

FORM VI  
 DUPLICATES

CLIENT SAMP ID

TAFBS-S-35

Lab Name: RTI Laboratories, Inc.

Contract:

Lab Code: GLEN01

Workorder No: 2006481

Matrix: Soil

Level (low/med): LOW

% Solids for Sample: 0

Concentration Units: wt%

Analyte	Control Limit	Sample (S)	C	Duplicate (D)	C	RPD	Q	M
Percent Moisture	20	10		10		0.877		B

FORM VI  
 DUPLICATES

CLIENT SAMP ID

ZZZZZZ

Lab Name: RTI Laboratories, Inc.

Contract:

Lab Code: GLEN01

Workorder No: 2006481

Matrix: Soil

Level (low/med): LOW

% Solids for Sample: 0

Concentration Units: wt%

Analyte	Control Limit	Sample (S)	C	Duplicate (D)	C	RPD	Q	M
Percent Moisture	20	12		12		1.61		B

FORM VI  
DUPLICATES

CLIENT SAMP ID

ZZZZZZ

Lab Name: RTI Laboratories, Inc.

Contract:

Lab Code: GLEN01

Workorder No: 2006481

Matrix: Soil

Level (low/med): LOW

% Solids for Sample: 0

Concentration Units: wt%

Analyte	Control Limit	Sample (S)	C	Duplicate (D)	C	RPD	Q	M
Percent Moisture	20	6.7		7.1		5.53		B

# PMOIST Data

Oven	Date/Time In	Temp C	Date/Time Out	Temp C
5	7/2/2020 7:30	103	07/02/2020/08:30	103
5	7/2/2020 9:10	103	7/3/2020 8:00	103
5	7/3/2020 8:26	103	7/3/2020 9:32	103

Analyst	Analysis Date/Time
NVJ	7/2/2020 7:30

Filter #	Sample ID	Pan Tare Weight (g)	Sample + Tare Weight (g)	First Dry Weight (g)	Second Dry Weight (g)	CW	Third Dry Weight (g)	CW	Percent Moisture
1	2006481-017A	1.2800	15.5000	14.7400	14.7500				5.2743
2	2006481-017ADUP	1.2800	15.5100	14.9200	14.9200				4.1462
3	2006481-018A	1.2700	15.2700	14.6800	14.6700				4.2857
4	2006481-019A	1.2800	15.2800	14.1800	14.1800				7.8571
5	2006481-020A	1.2800	15.1200	14.0400	14.0400				7.8035
6	2006481-021A	1.2700	16.1700	14.9500	14.9400				8.2550
7	2006481-022A	1.2800	15.4700	14.2300	14.2200				8.8090
8	2006481-023A	1.2800	16.1800	15.3500	15.3600				5.5034
9	2006481-024A	1.2800	17.4700	16.5000	16.5100				5.9296
10	2006481-025A	1.2800	15.7400	14.5600	14.5400				8.2988
11	2006518-001A	1.2700	16.9400	15.5000	15.4900				9.2534
12	2006518-002A	1.2700	15.3400	14.1900	14.1900				8.1734
13	2006518-003A	1.2700	15.8200	14.9500	14.9400				6.0481
14	2006518-004A	1.2800	15.6300	14.8100	14.8000				5.7840
15	2006518-005A	1.2700	15.3300	14.7900	14.7800				3.9118
16	2006518-006A	1.2700	15.1900	14.5400	14.5500				4.5977
17	2006518-007A	1.2800	15.6600	14.7200	14.7100				6.6064
18	2006518-008A	1.2800	16.3200	15.6000	15.6000				4.7872
19	2006518-009A	1.2700	16.2300	15.2600	15.2600				6.4840
20	2006518-010A	1.2800	15.2900	14.4100	14.4200				6.2099
21	2006518-011A	1.2800	15.1700	14.2500	14.2400				6.6955
22	2006518-011ADUP	1.2800	15.2700	14.3000	14.2800				7.0765
23									
24									

Balance #

3

PB602-S

+/- 0.02

Date	Time	1.00g Reading	10.00g Reading	50.00g reading	100.00g Reading	Initials
07/01/2020	11:45	1.00	10.00	50.00	100.02	ASP
07/02/2020	7:00	1.00	10.00	50.00	100.00	NVT
07/03/2020	7:54	1.00	10.00	50.00	100.00	NVT
07/04/2020						
07/05/2020						
07/06/2020						
07/07/2020	11:20	1.00	10.00	50.01	100.00	Nk
07/08/2020	9:20	1.00	10.00	50.01	100.00	gm
07/09/2020	8:40	1.00	10.00	50.00	100.01	gm
07/10/2020	10:40	0.99	10.0	50.01	100.01	gm
07/11/2020						
07/12/2020						
07/13/2020						
07/14/2020	9:45	1.01	10.00	50.01	100.01	gm
07/15/2020	9:20	1.00	10.00	50.00	100.01	gm
07/16/2020	9:50	1.00	10.01	50.01	100.01	gm
07/17/2020	12:40	1.00	10.00	50.00	100.01	gm
07/18/2020						
07/19/2020						
07/20/2020	11:50	1.00	10.00	50.01	100.02	gm
07/21/2020	14:30	0.99	10.01	50.00	100.01	MKB
07/22/2020	8:05	1.00	10.00	50.00	100.01	MKB
07/23/2020	10:50	1.00	10.00	50.01	100.01	gm
07/24/2020	18:06	1.00	10.00	50.01	100.01	JJC
07/25/2020						
07/26/2020						
07/27/2020	08:22	1.00	9.99	50.01	100.02	JJC
07/28/2020	8:25	1.00	9.99	50.01	100.01	MKB
07/29/2020	8:05	1.00	10.00	50.00	100.01	MKB
07/30/2020						
07/31/2020						

Not used.  
07/14/20  
gm

Not used  
07/20/20  
gm

not used JJC  
7/27/20



# PMOIST Data

Oven	Date/Time In	Temp C	Date/Time Out	Temp C
5	7/1/2020 19:30	103	7/1/2020 20:30	103
5	07/01/2020 9 pm	103	07/03/2020 8 am	103
5	7/3/2020 8:26	103	7/3/2020 9:32	103

Analyst	Analysis Date/Time
NVJ	7/1/2020 7:30

Filter #	Sample ID	Pan Tare Weight (g)	Sample + Tare Weight (g)	First Dry Weight (g)	Second Dry Weight (g)	CW	Third Dry Weight (g)	CW	Percent Moisture
1	2006479-004A	1.2900	15.6400	13.8600	13.9000				12.1254
2	2006479-004ADUP	1.2900	15.3700	13.6400	13.6900				11.9318
3	2006479-005A	1.2900	16.0300	14.9200	14.9500				7.3270
4	2006479-006A	1.2900	15.2100	14.1400	14.1200				7.8305
5	2006479-007A	1.2700	15.8400	14.6800	14.6600				8.0988
6	2006481-001A	1.2800	15.7200	14.5500	14.5600				8.0332
7	2006481-002A	1.2800	18.0300	17.0000	17.0100				6.0896
8	2006481-003A	1.2800	15.1500	14.3200	14.3300				5.9120
9	2006481-004A	1.2900	16.9200	16.1200	16.1100				5.1823
10	2006481-005A	1.2900	17.3100	16.3000	16.3100				6.2422
11	2006481-006A	1.2800	16.5000	15.9200	15.9100				3.8765
12	2006481-007A	1.2800	16.7900	16.0000	16.0000				5.0935
13	2006481-008A	1.2800	15.9600	15.0200	15.0300				6.3351
14	2006481-009A	1.2700	17.1000	15.9100	15.9200				7.4542
15	2006481-010A	1.2800	15.4200	14.9000	14.8800				3.8190
16	2006481-011A	1.2700	18.9700	18.1800	18.2000				4.3503
17	2006481-012A	1.2800	16.1600	14.9300	14.9300				8.2661
18	2006481-013A	1.2900	18.9700	17.8100	17.8300				6.4480
19	2006481-014A	1.2900	16.0700	15.4200	15.4500				4.1949
20	2006481-015A	1.2900	15.6800	14.9500	14.9800				4.8645
21	2006481-016A	1.2800	17.4400	15.7800	15.8200				10.0248
22	2006481-016ADUP	1.2900	17.2100	15.5600	15.6000				10.1131
23									
24									

---

# Analytical Report

## Level IV Data Package

**Work Order #: 2006518**

Project: Travis AFB Runway 21R/03L

PO#: W9123820F0065

USACE Sacramento District  
Jennifer Neuhard  
1325 J. St. ED-ED  
Sacramento, CA 95814

Reviewed & Approved By:



Date: 8/14/2020

Melinda Place, Quality Control Chemist

---

RTI Laboratories  
31628 Glendale St.  
Livonia, MI 48150

TEL: (734) 422-8000  
FAX: (734) 422-5342  
Website: [www.rtilab.com](http://www.rtilab.com)

## Table of Contents

USACE Sacramento District

Project: Travis AFB Runway 21R/03L

Contract #: W9123820F0065

RTI Laboratories, Work Order # 2006518

1 Case Narrative.....	1
2 Definitions and Acronyms.....	4
3 Chain of Custody and Sample Receiving Documents.....	5
4 Sample Receipt Checklist.....	9
5 Workorder Sample Summary.....	12
6 Dates Report.....	14
7 Analytical Report.....	20
8 QC Summary Report.....	46
9 CLP-Like Organic	

### **9.1 VOCs**

#### **9.1.1 Nonhalogenated Organics, GC/FID - SW\_8015S-GRO**

9.1.1.1 FormI	62
9.1.1.2 FormII	98
9.1.1.3 FormIII	100
9.1.1.4 FormIII_A	102
9.1.1.5 FormIV	105
9.1.1.6 FormVI B	108
9.1.1.7 FormVI C	109
9.1.1.8 FormVII B	110
9.1.1.9 FormVIII_D	117
9.1.1.10 Run 119612	129
9.1.1.11 Run 120053	132
9.1.1.12 Run 120065	167
9.1.1.13 Run 120055	228
9.1.1.14 Run 119716	231
9.1.1.15 Run 119717	234
9.1.1.16 Run 120056	238
9.1.1.17 ICAL Run 115391	265
9.1.1.18 ICAL Run 118287	268

### **9.2 SVOCs**

#### **9.2.1 Petroleum Hydrocarbons - SW\_8015S-DRO**

9.2.1.1 FormI	292
9.2.1.2 FormII	333
9.2.1.3 FormIII	335
9.2.1.4 FormIV	341
9.2.1.5 FormVI B	344
9.2.1.6 FormVI C	346
9.2.1.7 FormVII B	348
9.2.1.8 FormVIII_D	371
9.2.1.9 Run 119441	381
9.2.1.10 Run 119485	427
9.2.1.11 Run 119554	479
9.2.1.12 Run 119568	523
9.2.1.13 Run 119590	565
9.2.1.14 Run 119915	608
9.2.1.15 ICAL Run 116937	658
9.2.1.16 ICAL Run 119812	738

<b>9.2.2 Prep</b>	
9.2.2.1 Batch Id 51998 - SW_3550-DRO	851
9.2.2.2 Batch Id 52012 - SW_3550-DRO	852
9.2.2.3 Batch Id 52015 - SW_3550-DRO	853
<b>10 CLP-Like Inorganic</b>	
<b>10.1 Metals 6020/6010</b>	
<b>10.1.1 Metals, ICP/MS - SW_6020S</b>	
10.1.1.1 FormI	854
10.1.1.2 FormII_A	892
10.1.1.3 FormII_B	899
10.1.1.4 FormIII	901
10.1.1.5 FormIV	921
10.1.1.6 FormV_B	924
10.1.1.7 FormV_C	925
10.1.1.8 FormVII	928
10.1.1.9 FormVIII-PD	929
10.1.1.10 FormIX	932
10.1.1.11 FormXI	934
10.1.1.12 Form XII	936
10.1.1.13 FormXIII	939
10.1.1.14 FormXV	946
10.1.1.15 Run 119517	950
10.1.1.16 Run 119544	1055
10.1.1.17 Run 119627	1057
<b>10.1.2 Prep</b>	
10.1.2.1 Batch Id 52066 - SW_3050	1179
10.1.2.2 Batch Id 52072 - SW_3050	1180
10.1.2.3 Batch Id 52077 - SW_3050	1181
<b>10.2 Balance</b>	
<b>10.2.1 Percent Moisture - PMOIST</b>	
10.2.1.1 FormI	1182
10.2.1.2 FormVI	1212
10.2.1.3 Run 119287	1216
10.2.1.4 Run 119288	1217

**CLIENT:** USACE Sacramento District**Project Name:** Travis AFB Runway 21R/03L**Project Number:** W9123820F0065**Work Order:** 2006518**CASE NARRATIVE****SAMPLE RECEIPT:**

Samples were received at RTI Laboratories, Inc., Livonia, MI via FedEx delivery on 06/25/2020.

Samples were received on wet ice and sample blank temperatures are recorded on the chain of custody and sample receiving documents. Sample preservation is checked on receipt (where applicable) and noted on the chain of custody. Adjustments required for sample preservation (when performed) are recorded for the affected samples. The sample set consisted of 26 soil samples and 1 water, trip blank sample. Trip Blank sample was not analyzed.

**SAMPLE ANALYSIS:**

Samples were analyzed at the RTI Livonia Laboratory for:

Petroleum Hydrocarbons (DRO) – EPA Methods 3550C/8015D

Non-Halogenated Organics - Petroleum Hydrocarbons (GRO) – EPA Method 8015D

Metals - ICPMS: EPA Methods 3050B/6020B

Percent Moisture: ASTM Method D2216

All samples for GRO analysis (Samples 2006518-001B - 026B) were analyzed approx. 13-15 days beyond the holding time.

**QUALITY CONTROL:****Petroleum Hydrocarbon Analyses (DRO):**

All sample analyses included a Method Blank, LCS and MS/MSD where applicable. All QC parameters were within established control limits except where noted on the QC forms or below. Initial and continuing calibration results were within method specifications.

Surrogate recoveries were within control limits except as noted below.

- Sample 2006518-002: Recovery for surrogate n-Eicosane (130%) exceeded control limits.
- Sample 2006518-004: Recovery for surrogate Squalene (136%) exceeded control limits.
- Sample 2006518-009: Recovery for surrogate Squalene (27.0%) and surrogate n-Eicosane (19.4%) exceeded control limits.
- Sample 2006518-011: Recovery for surrogate Squalene (443%) and surrogate n-Eicosane (172%) exceeded control limits.
- Sample 2006518-012: Recovery for surrogate Squalene (139%) exceeded control limits.
- Sample 2006518-014: Recovery for surrogate Squalene (139%) and surrogate n-Eicosane (147%) exceeded control limits.
- Sample 2006518-015: Recovery for surrogate n-Eicosane (142%) exceeded control limits.
- Sample 2006518-016: Recovery for surrogate Squalene (132%) and surrogate n-Eicosane (133%) exceeded control limits.
- Sample 2006518-017: Recovery for surrogate n-Eicosane (131%) exceeded control limits.
- Sample 2006518-018: Recovery for surrogate n-Eicosane (143%) exceeded control limits.
- Sample 2006518-019: Recovery for surrogate n-Eicosane (139%) exceeded control limits.

**CLIENT:** USACE Sacramento District**Project Name:** Travis AFB Runway 21R/03L**Project Number:** W9123820F0065**Work Order:** 2006518**CASE NARRATIVE**

- Sample 2006518-020: Recovery for surrogate n-Eicosane (134%) exceeded control limits.
- Sample 2006518-021: Recovery for surrogate n-Eicosane (142%) exceeded control limits.
- Sample 2006518-024: Recovery for surrogate Squalene (142%) exceeded control limits.
- Sample 2006518-016: Recovery for surrogate n-Eicosane (135%) exceeded control limits.

Batch ID 51998:

- Sample 2006481-025AMS: Recovery for DRO (165%) exceeded control limits.
- Sample 2006481-025AMSD: RPD result for DRO was elevated.

Batch ID 52012:

- Sample 2006518-015AMS: Recovery for DRO (141%) exceeded control limits.
- Sample 2006518-015AMSD: Recovery for DRO (177%) exceeded control limits. RPD result for DRO was elevated.

Batch ID 52015:

- Sample 2006583-006AMSD: Recovery for DRO (148%) exceeded control limits.

**Petroleum Hydrocarbon Analyses (GRO):**

All sample analyses included a Method Blank, LCS and MS/MSD where applicable. All QC parameters were within established control limits except where noted on the QC forms or below. Initial and continuing calibration results were within method specifications.

Surrogate recoveries were within control limits.

**Metals Analyses:**

Quality control samples for metals included duplicates, LCS, MS/MSD, post digestion spikes (where applicable) and serial dilutions (where applicable). All calibration standards, continuing calibration check standards and other QC parameters were within established control limits except if noted.

Batch ID 52072:

- Sample 2006518-004AMS: Recovery for Lead (76.9%) exceeded control limits.

Batch ID 52077:

- Sample 2006583-010AMS: Recovery for Lead (78.7%) exceeded control limits.
- Sample 2006583-010AMSD: Recovery for Lead (323%) exceeded control limits. RPD result was elevated.

**RTI Laboratories, Inc.**

Date: 14 Aug, 2020

CLIENT: USACE Sacramento District

Project Name: Travis AFB Runway 21R/03L

Project Number: W9123820F0065

Work Order: 2006518

**CASE NARRATIVE****Wet Chemistry Analyses:**

All sample analyses included the method specified quality control samples.

**Percent Moisture Analyses:**

Sample 2006481-017ADUP: Duplicate RPD result was elevated.

No other problems were noted during the analytical events associated with this project.

I certify that this data package is in compliance with the terms and conditions of the contract, both technically and for completeness, for other than the conditions detailed above. Release of the data contained in this hardcopy data package and in the computer-readable data submitted has been authorized by the Laboratory Director or his designee, as verified by the following signature.

Signed: \_\_\_\_\_



Charles O'Bryan, Quality Management

Date: August 14, 2020

---

DEFINITIONS:

DF: Dilution factor; the dilution factor applied to the prepared sample.

DL: Detection Limit; The lowest concentration of analyte that can be detected by the method in the applicable matrix.

DUP: Duplicate; aliquots of a sample taken from the same container under laboratory conditions and processed and analyzed independently, used to calculate Precision (%RPD).

LCS: Laboratory Control Sample; prepared by adding a known amount of target analytes to a specified amount of clean matrix and prepared with the batch of samples, used to calculate Accuracy (%REC).

LCSD: A duplicate LCS sample, used to calculate both Accuracy (%REC) and Precision (%RPD)

LOD: Limit of Detection; a laboratory verified concentration that can be detected at three times greater than the noise level. This concentration is equal to or greater than the DL.

LOQ: Limit of Quantitation; The lowest verified limit to which data is quantified without qualifications. Analyte concentrations below the LOQ are reported with a "J" qualifier.

MBLK: Method Blank; a sample of similar matrix that does not contain target analytes or interference that may impact the analytical results and is processed simultaneously with and under the same conditions as samples through all steps of the analytical procedure, used to assess and verify that the analytical process is free of contamination.

Mg/Kg or mg/L: Units of part per million (PPM) – milligram per Kilogram (W/W) or milligram per Liter (W/V).

MS: Matrix Spike; prepared by adding a known amount of target analytes to a specified amount of matrix sample for which an independent estimate of target analyte concentration is available, used to calculate Accuracy (%REC)

MSD: A duplicate MS sample, used to calculate both Accuracy (%REC) and Precision (%RPD)

% REC: Percent Recovery of a known spike (SPK); a measure of accuracy expressed as a percentage of a measured (recovered) concentration compared to the known concentration (SPK) added to the sample. This is compared to the Low Limit and High Limit.

% RPD: Relative Percent Difference; a measure of precision expressed as a percentage of the difference between two duplicates relative to the average concentration. This is compared to the RPD Limit.

Qual: Qualifier that applies to the analyte reported

SPK: Spike; used in the QC section for both SPK Value and SPK Ref Val

Ug/Kg or ug/L: Units of part per billion (PPB) – microgram per Kilogram (W/W) or microgram per Liter (W/V).

## QUALIFIERS:

\*: Reported value exceeds the maximum allowed concentration by regulation or permit.

B: Analyte detected in the associated Method Blank at a concentration greater than 1/2 the LOQ

G: ICB/CCB result is greater than the MDL

H: Holding time for preparation or analysis has been exceeded

J: Estimated result. Greater uncertainty is associated with this result and data reported is estimated.

M: Manual Integration used to determine area response

P: Second column RPD exceeds 40%

Q: % REC exceeded control limits. When applied to sample analytes - denotes an associated LCS recovery that exceeded control limits.

R: % RPD exceeds control limits

T: MBLK result is greater than 1/2 of the LOQ

U: The analyte concentration is less than the DL. The result is reported as less than the LOD

X: Matrix spike recovery for the noted analyte exceeded control limits. Applied to the MS/MSD parent sample.

Y: Percent Difference/Drift in the associated CCV exceeded acceptance criteria.

Z: Percent Difference/Drift in the associated ICV exceeded acceptance criteria.

RR: Analysis produced unusable data. Presence or absence of the analyte cannot be determined.





# CHAIN OF CUSTODY

PAGE: 1	OF: 3
---------	-------

**RTI LABORATORIES**

Environmental Sciences Division

31628 Glendale Street  
Livonia MI, 48150

Materials Testing Division

33080 Industrial Road  
Livonia, MI 48150

PHONE: (734) 422-8000  
FAX: (734) 422-5342  
www.rtiab.com

RTI WORK ORDER NO: **2006518**

Please Include Email Address of Report Recipient !!!

SUBMITTING COMPANY: <b>US Army Corps of Engineers</b>		REPORT TO (Name): <b>Steph Allen</b>		BILL TO:	
PROJECT NAME: <b>Travis AFB</b>	PROJECT #: <b>21R 103L</b>	COMPANY: <b>RTI Laboratories</b>		COMPANY: <b>US Army Corps of Engineers</b>	
SAMPLING LOCATION (STATE or COUNTRY): <b>Travis AFB, Fairfield, CA</b>		ADDRESS: <b>31628 Glendale Street</b>		ADDRESS: <b>1325 J Street</b>	
SPECIAL INSTRUCTIONS / COMMENTS:		CITY, STATE, ZIP: <b>Livonia, MI 48150</b>		CITY, STATE, ZIP: <b>Sacramento, CA 95814</b>	
		PHONE: <b>(734) 422-8000 EXT 214</b>		P.O. NUMBER: <b>W9123820F0065</b>	
		EMAIL (OR FAX IF NO EMAIL AVAILABLE):			

SAMPLER'S PRINTED NAME: <b>Patricia Flanders</b>	SAMPLER'S SIGNATURE: <i>Patricia Flanders</i>	TESTS REQUESTED
---	--	-----------------

ITEM NUMBER	SAMPLE I.D.	DATE SAMPLED	TIME SAMPLED (24-hour format)	MATRIX CODE (see codes below)	NBR OF BOTTLES	NBR OF CONTAINERS AND PRESERVATIVES							pH Acceptable? Y N n/a (Lab only)	COMMENTS Methanol Preserved Weights HOT Sample Notation Additional Sample Description, Air Volume, etc.	
						NONE	HCL	HNO <sub>3</sub>	H <sub>2</sub> SO <sub>4</sub>	NaOH	Methanol	OTHER			
1	TAFBS-S-72	6/24/20	0725	S	1	✓								✓	
2	TAFBS-S-83	6/24/20	0752	S	1	✓								✓	
3	TAFBS-S-84	6/24/20	0819	S	1	✓								✓	
4	TAFBS-S-85	6/24/20	0834	S	1	✓								✓	
5	TAFBS-S-82	6/24/20	0859	S	1	✓								✓	
6	TAFBS-S-86	6/24/20	0911	S	1	✓								✓	
7	TAFBS-S-87	6/24/20	0929	S	1	✓								✓	
8	TAFBS-S-88	6/24/20	0941	S	1	✓								✓	
9	TAFBS-S-89	6/24/20	0952	S	1	✓								✓	
10	TAFBS-S-90	6/24/20	1003	S	1	✓								✓	

Relinquished By: <i>Patricia Flanders</i>	Date: <b>6/24/20</b>	Time: <b>1403</b>	Received By: <i>[Signature]</i>	Date: <b>6-25-2020</b>	Time: <b>10:00</b>	<b>REPORT TRANSMITTAL DESIRED:</b> <input type="checkbox"/> HARDCOPY (extra cost) <input type="checkbox"/> FAX <input checked="" type="checkbox"/> EMAIL <input type="checkbox"/> ONLINE ALL REPORTING IS VIA THE RTI "FLASHPOINT" ONLINE SYSTEM UNLESS OTHERWISE SPECIFIED
Relinquished By:	Date:	Time:	Received By:	Date:	Time:	
Relinquished By:	Date:	Time:	Received By:	Date:	Time:	

TURNAROUND DESIRED: Standard <input checked="" type="checkbox"/>	RUSH: Next BD <input type="checkbox"/> 2nd BD <input type="checkbox"/> 3rd BD <input type="checkbox"/>	Temp of samples: <b>0.9</b> °C    On Wet Ice? <b>yes</b>
Note: RUSH requests will incur surcharges!		Comments:

Distribution: White - Lab; Pink - Field		See reverse side for Laboratory Terms and Conditions of Service	
MATRIX CODES:	A = AIR SD = SOLID	DW = DRINKING WATER SL = SLUDGE	GW = GROUNDWATER SV = SOLVENT WASTE
		L = LIQUID W = WATER	O = OIL WP = WIPE
		WW = WASTE WATER SW = SURFACE WATER	S = SOIL
			2277





# CHAIN OF CUSTODY

PAGE: 3 OF: 3

**RTI LABORATORIES**

**Environmental Sciences Division**

31628 Glendale Street  
Livonia, MI, 48150

**Materials Testing Division**

33080 Industrial Road  
Livonia, MI 48150

PHONE: (734) 422-8000

FAX: (734) 422-5342

www.rtilab.com

RTI WORK ORDER NO: 2006518

Please Include Email Address of Report Recipient !!!

SUBMITTING COMPANY: <u>US Army Corps of Engineers</u>		REPORT TO (Name): <u>Steph Allen</u>		BILL TO:	
PROJECT NAME: <u>Travis AFB, Runway 21R / 03L</u>		COMPANY: <u>RTI Laboratories</u>		COMPANY: <u>US Army Corps of Engineers</u>	
PROJECT #:		QUOTE #:			
SAMPLING LOCATION (STATE or COUNTRY): <u>Travis AFB, Fairfield, CA</u>		ADDRESS: <u>31628 Glendale Street</u>		ADDRESS: <u>1325 J Street</u>	
SPECIAL INSTRUCTIONS / COMMENTS:		CITY, STATE, ZIP: <u>Livonia, MI 48150</u>		CITY, STATE, ZIP: <u>Sacramento CA 95814</u>	
		PHONE: <u>(734) 422-9000 EXT 214</u>		P.O. NUMBER: <u>W9123820F0065</u>	
		EMAIL (OR FAX IF NO EMAIL AVAILABLE):			

SAMPLER'S PRINTED NAME: <u>Patricia Flanders</u>				SAMPLER'S SIGNATURE: <u>Patricia Flanders</u>				TESTS REQUESTED										
ITEM NUMBER	SAMPLE I.D.	DATE SAMPLED	TIME SAMPLED (24-hour format)	MATRIX CODE (see codes below)	NBR OF BOTTLES	NBR OF CONTAINERS AND PRESERVATIVES								pH Acceptable? Y N n/a (Lab only)	COMMENTS Methanol Preserved Weights HOT Sample Notation Additional Sample Description Air Volume, etc			
						NONE	HCL	HNO <sub>3</sub>	H <sub>2</sub> SO <sub>4</sub>	NaOH	Methanol	OTHER						
1	TAFBS-S-9	6/24/20	1249	S	1	✓												
2	TAFBS-S-8	6/24/20	1259	S	1	✓												
3	TAFBS-S-7	6/24/20	1310	S	1	✓												
4	TAFBS-S-74	6/24/20	1318	S	1	✓												
5	TAFBS-S-75	6/24/20	1325	S	1	✓												
6	TAFBS-S-76	6/24/20	1333	S	1	✓												
7	TB0610200922	6/24/20		W	1	✓												
8	Temperature Blank	6/24/20		W	1													
9																		
10																		

Relinquished By: <u>Patricia Flanders</u>	Date: <u>6/24/20</u>	Time: <u>1403</u>	Received By: <u>[Signature]</u>	Date: <u>6/25/20</u>	Time: <u>10:00</u>	REPORT TRANSMITTAL DESIRED:	
Relinquished By:	Date:	Time:	Received By:	Date:	Time:	<input type="checkbox"/> HARDCOPY (extra cost)	<input type="checkbox"/> FAX
Relinquished By:	Date:	Time:	Received By:	Date:	Time:	<input checked="" type="checkbox"/> EMAIL	<input type="checkbox"/> ONLINE
TURNAROUND DESIRED: Standard <input checked="" type="checkbox"/> RUSH: Next BD <input type="checkbox"/> 2nd BD <input type="checkbox"/> 3rd BD <input type="checkbox"/>						ALL REPORTING IS VIA THE RTI "FLASHPOINT" ONLINE SYSTEM UNLESS OTHERWISE SPECIFIED	
Note: RUSH requests will incur surcharges!						Temp of samples: <u>0.9</u> °C On Wet Ice? <u>yes</u>	
						Comments: <u></u>	

Distribution: White - Lab - Field

See reverse side for Laboratory Terms and Conditions of Service

MATRIX CODES:

A = AIR  
SD = SOLID

DW = DRINKING WATER  
SL = SLUDGE

GW = GROUNDWATER  
SV = SOLVENT WASTE

Appendix E

L = LIQUID  
W = WATER

O = OIL  
WP = WIPE

WW = WASTE WATER  
SW = SURFACE WATER

S = SOIL

2279

**FedEx** Package  
Express US Airbill

FedEx  
Tracking  
Number

8153 6946 3273

Form  
ID No. 0211

Recipient's Copy

1 From  
Date 6/24/2020

Sender's Name Patricia Flanders Phone 916 719-5022

Company US ARMY CORPS OF ENGINEERS

Address 1325 J ST

Dept./Floor/Suite/Room

City SACRAMENTO State CA ZIP 95814-2928

2 Your Internal Billing Reference 01708518

3 To  
Recipient's Name Steph Allen Phone 714 422-8000

Company RTI Laboratories

Address 31628 Sundale Street  
We cannot deliver to P.O. boxes or P.O. ZIP codes.

Dept./Floor/Suite/Room

Address  
Use this line for the HOLD location address or for continuation of your shipping address.

City Lincoln State CA ZIP 95815

Hold Weekday  
FedEx location address  
REQUIRED. NOT available for  
FedEx First Overnight.

Hold Saturday  
FedEx location address  
REQUIRED. Available ONLY for  
FedEx Priority Overnight and  
FedEx 2Day to select locations.

4 Express Package Service \* To most locations. Packages up to 150 lbs.  
For packages over 150 lbs. use the  
FedEx Express Freight US Airbill.

Next Business Day

☐ FedEx First Overnight  
Earliest next business morning delivery to select  
locations. Friday shipments will be delivered on  
Monday unless Saturday Delivery is selected.

☒ FedEx Priority Overnight  
Next business morning. Friday shipments will be  
delivered on Monday unless Saturday Delivery  
is selected.

☐ FedEx Standard Overnight  
Next business morning.  
Saturday Delivery NOT available.

2 or 3 Business Days

☐ FedEx 2Day A.M.  
Second business morning.  
Saturday Delivery NOT available.

☐ FedEx 2Day  
Second business afternoon. Thursday shipments  
will be delivered on Monday unless Saturday  
Delivery is selected.

☐ FedEx Express Saver  
Third business day.  
Saturday Delivery NOT available.

5 Packaging \* Declared value limit \$500.  
☐ FedEx Envelope\* ☐ FedEx Pak\* ☐ FedEx Box ☐ FedEx Tube ☒ Other

6 Special Handling and Delivery Signature Options Fees may apply. See the FedEx Service Guide.

☐ Saturday Delivery  
NOT available for FedEx Standard Overnight, FedEx 2Day A.M., or FedEx Express Saver.

☐ No Signature Required  
Package may be left without  
obtaining a signature for delivery.

☒ Direct Signature  
Someone at recipient's address  
may sign for delivery.

☐ Indirect Signature  
If no one is available at recipient's  
address, someone at a neighboring  
address may sign for delivery. For  
residential deliveries only.

Does this shipment contain dangerous goods?

☒ No ☐ Yes  
One box must be checked. As per attached  
Shipper's Declaration.

☐ Yes  
Shipper's Declaration  
not required.

☐ Dry Ice  
Dry Ice, 9, UN 1845 x kg

Restrictions apply for dangerous goods — see the current FedEx Service Guide.

☐ Cargo Aircraft Only

7 Payment Bill to:  
Sender Enter FedEx Acct. No. below Obtain recip.  
FedEx Acct. No. ☐

CUSTODY SEALS

Date 6/24/20

Signature Patricia Flanders

CUSTODY SEALS

Date 6/24/20

Signature Patricia Flanders

RTI Garden


Temp Blank: 0.9°C on ice



**RTI LABORATORIES, INC.**

RTI Laboratories  
31628 Glendale St.  
Livonia, MI 48150  
TEL: (734) 422-8000  
Website: www.rtilab.com

## Sample Receipt Checklist

Client Name: <b>USA17</b>		Work Order Number: <b>2006518</b>	
RCPNo: <b>1</b>	Date and Time Received: <b>6/25/2020 10:00:00 AM</b>	Received by: <b>Armando Flores</b>	
Completed By:		Reviewed By: 	
Completed Date: <b>6/26/2020 9:26:37 AM</b>		Reviewed Date: <b>7/17/2020 10:29 AM</b>	

**Carrier Name: FedEx**

- |  |  |  |   |
|--|--|--|---|
| 1. Chain of custody present?                               | Yes <input checked="" type="checkbox"/>      | No <input type="checkbox"/>            |   |
| 2. Chain of custody signed when relinquished and received? | Yes <input checked="" type="checkbox"/>      | No <input type="checkbox"/>            |   |
| 3. Chain of custody agrees with sample labels?             | Yes <input checked="" type="checkbox"/>      | No <input type="checkbox"/>            | Not Present <input type="checkbox"/>            |
| 4. Are matrices correctly identified on Chain of custody?  | Yes <input checked="" type="checkbox"/>      | No <input type="checkbox"/>            |   |
| 5. Is it clear what analyses were requested?               | Yes <input checked="" type="checkbox"/>      | No <input type="checkbox"/>            |   |
| 6. Custody seals intact on sample bottles?                 | Yes <input type="checkbox"/>                 | No <input type="checkbox"/>            | Not Present <input checked="" type="checkbox"/> |
| 7. Samples in proper container/bottle?                     | Yes <input checked="" type="checkbox"/>      | No <input type="checkbox"/>            |   |
| 8. Were correct preservatives used and noted?              | Yes <input checked="" type="checkbox"/>      | No <input type="checkbox"/>            | NA <input type="checkbox"/>                     |
| 9. Sample containers intact?                               | Yes <input checked="" type="checkbox"/>      | No <input type="checkbox"/>            |   |
| 10. Sufficient sample volume for indicated test?           | Yes <input checked="" type="checkbox"/>      | No <input type="checkbox"/>            |   |
| 11. Were container labels complete (ID, Pres, Date)?       | Yes <input checked="" type="checkbox"/>      | No <input type="checkbox"/>            |   |
| 12. All samples received within holding time?              | Yes <input checked="" type="checkbox"/>      | No <input type="checkbox"/>            |   |
| 13. Was an attempt made to cool the samples?               | Yes <input checked="" type="checkbox"/>      | No <input type="checkbox"/>            | NA <input type="checkbox"/>                     |
| 14. All samples received at a temp. of > 0° C to 6.0° C?   | Yes <input checked="" type="checkbox"/>      | No <input type="checkbox"/>            | NA <input type="checkbox"/>                     |
| 15. Sample Temp. taken and recorded upon receipt?          | Yes <input type="checkbox"/>                 | No <input checked="" type="checkbox"/> | 0.9 To °C                                       |
| 16. Water - Were bubbles absent in VOC vials?              | Yes <input type="checkbox"/>                 | No <input type="checkbox"/>            | No Vials <input checked="" type="checkbox"/>    |
| 17. Water - Was there Chlorine Present?                    | Yes <input type="checkbox"/>                 | No <input type="checkbox"/>            | NA <input checked="" type="checkbox"/>          |
| 18. Water - pH acceptable upon receipt?                    | Yes <input type="checkbox"/>                 | No <input type="checkbox"/>            | No Water <input checked="" type="checkbox"/>    |
| 19. Are Samples considered acceptable?                     | Yes <input checked="" type="checkbox"/>      | No <input type="checkbox"/>            |   |
| 20. Custody Seals present?                                 | Yes <input checked="" type="checkbox"/>      | No <input type="checkbox"/>            |   |
| 21. Traffic Report or Packing Lists present?               | Yes <input type="checkbox"/>                 | No <input checked="" type="checkbox"/> |   |
| 22. Airbill or Sticker?                                    | Air Bill <input checked="" type="checkbox"/> | Sticker <input type="checkbox"/>       | Not Present <input type="checkbox"/>            |
| 23. Airbill No:  | 815369463273                                 |  |   |
| 24. Sample Tags Present?                                   | Yes <input type="checkbox"/>                 | No <input checked="" type="checkbox"/> |   |
| 25. Sample Tags Listed on COC?                             | Yes <input type="checkbox"/>                 | No <input checked="" type="checkbox"/> |   |
| 26. Tag Numbers:   |  |  |   |
| 27. Sample Condition?                                      | Intact <input checked="" type="checkbox"/>   | Broken <input type="checkbox"/>        | Leaking <input type="checkbox"/>                |
| 28. Response when temperature is outside of range:         |  |  |   |
| 29. Preservative added to bottles:                         | MeOH   |  |   |

Case Number:

SDG:

SAS:



Adjusted? \_\_\_\_\_

Checked by \_\_\_\_\_

Any No and/or NA (not applicable) response must be detailed in the comments section below.

Client Name: <b>USA17</b>	Work Order Number: <b>2006518</b>
Comment: 26 soil samples: Weighed out & preserved in MeOH vial for GRO analysis on 6/25/2020 by JC & AF.	
Client Contacted: Yes <input type="checkbox"/> No <input checked="" type="checkbox"/> NA <input type="checkbox"/>	Person Contacted: <input type="checkbox"/>
Contact Mode: Phone <input type="checkbox"/> Fax: <input type="checkbox"/> Email: <input type="checkbox"/> In Person: <input type="checkbox"/>	
Date Contacted:	Contacted By:
Regarding:	
Client Instructions:	
CorrectiveAction:	

Cooler No	Temp °C	Condition	Seal Intact	Seal No	Seal Date	Signed By
RTI Garden	0.9	Good	Yes		6/24/2020 12:00:00 AM	Patricia Flanders

SampleID	ContainerID	Type	Vacuum Read (inch Hg)	Orig pH	Adj pH	Req Min pH	Req Max pH
2006518-001A	Cont-01 of 01	Bottle					
2006518-001B	Cont-01 of 01	Bottle					
2006518-002A	Cont-01 of 01	Bottle					
2006518-002B	Cont-01 of 01	Bottle					
2006518-003A	Cont-01 of 01	Bottle					
2006518-003B	Cont-01 of 01	Bottle					
2006518-004A	Cont-01 of 01	Bottle					
2006518-004B	Cont-01 of 01	Bottle					
2006518-005A	Cont-01 of 01	Bottle					
2006518-005B	Cont-01 of 01	Bottle					
2006518-006A	Cont-01 of 01	Bottle					
2006518-006B	Cont-01 of 01	Bottle					
2006518-007A	Cont-01 of 01	Bottle					
2006518-007B	Cont-01 of 01	Bottle					
2006518-008A	Cont-01 of 01	Bottle					
2006518-008B	Cont-01 of 01	Bottle					
2006518-009A	Cont-01 of 01	Bottle					
2006518-009B	Cont-01 of 01	Bottle					
2006518-010A	Cont-01 of 01	Bottle					
2006518-010B	Cont-01 of 01	Bottle					
2006518-011A	Cont-01 of 01	Bottle					
2006518-011B	Cont-01 of 01	Bottle					
2006518-012A	Cont-01 of 01	Bottle					
2006518-012B	Cont-01 of 01	Bottle					
2006518-013A	Cont-01 of 01	Bottle					
2006518-013B	Cont-01 of 01	Bottle					
2006518-014A	Cont-01 of 01	Bottle					
2006518-014B	Cont-01 of 01	Bottle					
2006518-015A	Cont-01 of 01	Bottle					

2006518-015B	Cont-01 of 01	Bottle					
2006518-016A	Cont-01 of 01	Bottle					
2006518-016B	Cont-01 of 01	Bottle					
2006518-017A	Cont-01 of 01	Bottle					
2006518-017B	Cont-01 of 01	Bottle					
2006518-018A	Cont-01 of 01	Bottle					
2006518-018B	Cont-01 of 01	Bottle					
2006518-019A	Cont-01 of 01	Bottle					
2006518-019B	Cont-01 of 01	Bottle					
2006518-020A	Cont-01 of 01	Bottle					
2006518-020B	Cont-01 of 01	Bottle					
2006518-021A	Cont-01 of 01	Bottle					
2006518-021B	Cont-01 of 01	Bottle					
2006518-022A	Cont-01 of 01	Bottle					
2006518-022B	Cont-01 of 01	Bottle					
2006518-023A	Cont-01 of 01	Bottle					
2006518-023B	Cont-01 of 01	Bottle					
2006518-024A	Cont-01 of 01	Bottle					
2006518-024B	Cont-01 of 01	Bottle					
2006518-025A	Cont-01 of 01	Bottle					
2006518-025B	Cont-01 of 01	Bottle					
2006518-026A	Cont-01 of 01	Bottle					
2006518-026B	Cont-01 of 01	Bottle					

# RTI Laboratories, Inc. - Workorder Sample Summary

WO#: 2006518

Revision v1

**Client:** USACE Sacramento District  
**Project:** Travis AFB Runway 21R/03L

Lab Sample ID	Client Sample ID	Tag No	Date Collected	Date Received	Matrix
2006518-001A	TAFBS-S-72		6/24/2020 7:25 AM	6/25/2020 10:00 AM	Soil
2006518-001B	TAFBS-S-72		6/24/2020 7:25 AM	6/25/2020 10:00 AM	Soil
2006518-002A	TAFBS-S-83		6/24/2020 7:52 AM	6/25/2020 10:00 AM	Soil
2006518-002B	TAFBS-S-83		6/24/2020 7:52 AM	6/25/2020 10:00 AM	Soil
2006518-003A	TAFBS-S-84		6/24/2020 8:19 AM	6/25/2020 10:00 AM	Soil
2006518-003B	TAFBS-S-84		6/24/2020 8:19 AM	6/25/2020 10:00 AM	Soil
2006518-004A	TAFBS-S-85		6/24/2020 8:34 AM	6/25/2020 10:00 AM	Soil
2006518-004B	TAFBS-S-85		6/24/2020 8:34 AM	6/25/2020 10:00 AM	Soil
2006518-005A	TAFBS-S-82		6/24/2020 8:59 AM	6/25/2020 10:00 AM	Soil
2006518-005B	TAFBS-S-82		6/24/2020 8:59 AM	6/25/2020 10:00 AM	Soil
2006518-006A	TAFBS-S-86		6/24/2020 9:11 AM	6/25/2020 10:00 AM	Soil
2006518-006B	TAFBS-S-86		6/24/2020 9:11 AM	6/25/2020 10:00 AM	Soil
2006518-007A	TAFBS-S-87		6/24/2020 9:29 AM	6/25/2020 10:00 AM	Soil
2006518-007B	TAFBS-S-87		6/24/2020 9:29 AM	6/25/2020 10:00 AM	Soil
2006518-008A	TAFBS-S-88		6/24/2020 9:41 AM	6/25/2020 10:00 AM	Soil
2006518-008B	TAFBS-S-88		6/24/2020 9:41 AM	6/25/2020 10:00 AM	Soil
2006518-009A	TAFBS-S-89		6/24/2020 9:52 AM	6/25/2020 10:00 AM	Soil
2006518-009B	TAFBS-S-89		6/24/2020 9:52 AM	6/25/2020 10:00 AM	Soil
2006518-010A	TAFBS-S-90		6/24/2020 10:03 AM	6/25/2020 10:00 AM	Soil
2006518-010B	TAFBS-S-90		6/24/2020 10:03 AM	6/25/2020 10:00 AM	Soil
2006518-011A	TAFBS-S-73		6/24/2020 10:27 AM	6/25/2020 10:00 AM	Soil
2006518-011B	TAFBS-S-73		6/24/2020 10:27 AM	6/25/2020 10:00 AM	Soil
2006518-012A	TAFBS-S-18		6/24/2020 11:12 AM	6/25/2020 10:00 AM	Soil
2006518-012B	TAFBS-S-18		6/24/2020 11:12 AM	6/25/2020 10:00 AM	Soil
2006518-013A	TAFBS-S-17		6/24/2020 11:44 AM	6/25/2020 10:00 AM	Soil
2006518-013B	TAFBS-S-17		6/24/2020 11:44 AM	6/25/2020 10:00 AM	Soil
2006518-014A	TAFBS-S-16		6/24/2020 11:53 AM	6/25/2020 10:00 AM	Soil
2006518-014B	TAFBS-S-16		6/24/2020 11:53 AM	6/25/2020 10:00 AM	Soil
2006518-015A	TAFBS-S-15		6/24/2020 12:00 PM	6/25/2020 10:00 AM	Soil
2006518-015B	TAFBS-S-15		6/24/2020 12:00 PM	6/25/2020 10:00 AM	Soil
2006518-016A	TAFBS-S-14		6/24/2020 12:09 PM	6/25/2020 10:00 AM	Soil
2006518-016B	TAFBS-S-14		6/24/2020 12:09 PM	6/25/2020 10:00 AM	Soil
2006518-017A	TAFBS-S-13		6/24/2020 12:18 PM	6/25/2020 10:00 AM	Soil
2006518-017B	TAFBS-S-13		6/24/2020 12:18 PM	6/25/2020 10:00 AM	Soil
2006518-018A	TAFBS-S-12		6/24/2020 12:26 PM	6/25/2020 10:00 AM	Soil
2006518-018B	TAFBS-S-12		6/24/2020 12:26 PM	6/25/2020 10:00 AM	Soil
2006518-019A	TAFBS-S-11		6/24/2020 12:35 PM	6/25/2020 10:00 AM	Soil
2006518-019B	TAFBS-S-11		6/24/2020 12:35 PM	6/25/2020 10:00 AM	Soil
2006518-020A	TAFBS-S-10		6/24/2020 12:41 PM	6/25/2020 10:00 AM	Soil
2006518-020B	TAFBS-S-10		6/24/2020 12:41 PM	6/25/2020 10:00 AM	Soil
2006518-021A	TAFBS-S-9		6/24/2020 12:49 PM	6/25/2020 10:00 AM	Soil
2006518-021B	TAFBS-S-9		6/24/2020 12:49 PM	6/25/2020 10:00 AM	Soil
2006518-022A	TAFBS-S-8		6/24/2020 12:59 PM	6/25/2020 10:00 AM	Soil
2006518-022B	TAFBS-S-8		6/24/2020 12:59 PM	6/25/2020 10:00 AM	Soil
2006518-023A	TAFBS-S-7		6/24/2020 1:10 PM	6/25/2020 10:00 AM	Soil



# RTI Laboratories, Inc. - Workorder Sample Summary

WO#: 2006518

Revision v1

**Client:** USACE Sacramento District  
**Project:** Travis AFB Runway 21R/03L

Lab Sample ID	Client Sample ID	Tag No	Date Collected	Date Received	Matrix
2006518-023B	TAFBS-S-7		6/24/2020 1:10 PM	6/25/2020 10:00 AM	Soil
2006518-024A	TAFBS-S-74		6/24/2020 1:18 PM	6/25/2020 10:00 AM	Soil
2006518-024B	TAFBS-S-74		6/24/2020 1:18 PM	6/25/2020 10:00 AM	Soil
2006518-025A	TAFBS-S-75		6/24/2020 1:25 PM	6/25/2020 10:00 AM	Soil
2006518-025B	TAFBS-S-75		6/24/2020 1:25 PM	6/25/2020 10:00 AM	Soil
2006518-026A	TAFBS-S-76		6/24/2020 1:33 PM	6/25/2020 10:00 AM	Soil
2006518-026B	TAFBS-S-76		6/24/2020 1:33 PM	6/25/2020 10:00 AM	Soil
2006518-027A	TB0610200922		6/24/2020 12:00 AM	6/25/2020 10:00 AM	Water

**Client:** USACE Sacramento District  
**Project:** Travis AFB Runway 21R/03L

Sample ID	Client Sample ID	Collection Date	Matrix	Test Name	Leachate Date	Prep Date	Analysis Date
2006518-001A	TAFBS-S-72	6/24/2020 7:25 AM	Soil	SW_6020S-Metals, ICP/MS		7/16/2020 7:58 AM	7/16/2020 7:07 PM
				PMOIST-Percent Moisture		7/2/2020 7:30 AM	7/2/2020 7:30 AM
				SW_8015S-DRO-Petroleum Hydrocarbons		7/6/2020 4:27 PM	7/11/2020 3:10 AM
2006518-001B	TAFBS-S-72	6/24/2020 7:25 AM	Soil	SW_8015S-GRO-Nonhalogenated Organics, GC/FID		7/21/2020 12:10 PM	7/21/2020 12:10 PM
2006518-002A	TAFBS-S-83	6/24/2020 7:52 AM	Soil	SW_6020S-Metals, ICP/MS		7/16/2020 8:34 AM	7/22/2020 1:44 PM
				PMOIST-Percent Moisture		7/2/2020 7:30 AM	7/2/2020 7:30 AM
				SW_8015S-DRO-Petroleum Hydrocarbons		7/7/2020 4:34 PM	7/17/2020 1:39 PM
2006518-002B	TAFBS-S-83	6/24/2020 7:52 AM	Soil	SW_8015S-GRO-Nonhalogenated Organics, GC/FID		7/21/2020 12:40 PM	7/21/2020 12:40 PM
2006518-003A	TAFBS-S-84	6/24/2020 8:19 AM	Soil	SW_6020S-Metals, ICP/MS		7/16/2020 8:34 AM	7/22/2020 1:45 PM
				PMOIST-Percent Moisture		7/2/2020 7:30 AM	7/2/2020 7:30 AM
				SW_8015S-DRO-Petroleum Hydrocarbons		7/7/2020 4:34 PM	7/17/2020 2:06 PM
2006518-003B	TAFBS-S-84	6/24/2020 8:19 AM	Soil	SW_8015S-GRO-Nonhalogenated Organics, GC/FID		7/21/2020 1:10 PM	7/21/2020 1:10 PM
2006518-004A	TAFBS-S-85	6/24/2020 8:34 AM	Soil	SW_6020S-Metals, ICP/MS		7/16/2020 8:34 AM	7/17/2020 1:53 PM
				SW_6020S-Metals, ICP/MS		7/16/2020 8:34 AM	7/22/2020 1:37 PM
				PMOIST-Percent Moisture		7/2/2020 7:30 AM	7/2/2020 7:30 AM
				SW_8015S-DRO-Petroleum Hydrocarbons		7/7/2020 4:34 PM	7/17/2020 2:34 PM
2006518-004B	TAFBS-S-85	6/24/2020 8:34 AM	Soil	SW_8015S-GRO-Nonhalogenated Organics, GC/FID		7/21/2020 1:40 PM	7/21/2020 1:40 PM
2006518-005A	TAFBS-S-82	6/24/2020 8:59 AM	Soil	SW_6020S-Metals, ICP/MS		7/16/2020 8:34 AM	7/22/2020 1:46 PM
				PMOIST-Percent Moisture		7/2/2020 7:30 AM	7/2/2020 7:30 AM
				SW_8015S-DRO-Petroleum Hydrocarbons		7/7/2020 4:34 PM	7/17/2020 3:01 PM

**Client:** USACE Sacramento District  
**Project:** Travis AFB Runway 21R/03L

Sample ID	Client Sample ID	Collection Date	Matrix	Test Name	Leachate Date	Prep Date	Analysis Date
2006518-005B	TAFBS-S-82	6/24/2020 8:59 AM	Soil	SW_8015S-GRO-Nonhalogenated Organics, GC/FID		7/21/2020 2:10 PM	7/21/2020 2:10 PM
2006518-006A	TAFBS-S-86	6/24/2020 9:11 AM	Soil	SW_6020S-Metals, ICP/MS PMOIST-Percent Moisture SW_8015S-DRO-Petroleum Hydrocarbons		7/16/2020 8:34 AM 7/2/2020 7:30 AM 7/7/2020 4:34 PM	7/22/2020 1:47 PM 7/2/2020 7:30 AM 7/17/2020 3:28 PM
2006518-006B	TAFBS-S-86	6/24/2020 9:11 AM	Soil	SW_8015S-GRO-Nonhalogenated Organics, GC/FID		7/21/2020 2:40 PM	7/21/2020 2:40 PM
2006518-007A	TAFBS-S-87	6/24/2020 9:29 AM	Soil	SW_6020S-Metals, ICP/MS PMOIST-Percent Moisture SW_8015S-DRO-Petroleum Hydrocarbons		7/16/2020 8:34 AM 7/2/2020 7:30 AM 7/7/2020 4:34 PM	7/22/2020 1:48 PM 7/2/2020 7:30 AM 7/17/2020 3:56 PM
2006518-007B	TAFBS-S-87	6/24/2020 9:29 AM	Soil	SW_8015S-GRO-Nonhalogenated Organics, GC/FID		7/22/2020 8:49 PM	7/22/2020 8:49 PM
2006518-008A	TAFBS-S-88	6/24/2020 9:41 AM	Soil	SW_6020S-Metals, ICP/MS PMOIST-Percent Moisture SW_8015S-DRO-Petroleum Hydrocarbons		7/16/2020 8:34 AM 7/2/2020 7:30 AM 7/7/2020 4:34 PM	7/22/2020 1:49 PM 7/2/2020 7:30 AM 7/17/2020 4:23 PM
2006518-008B	TAFBS-S-88	6/24/2020 9:41 AM	Soil	SW_8015S-GRO-Nonhalogenated Organics, GC/FID		7/22/2020 9:19 PM	7/22/2020 9:19 PM
2006518-009A	TAFBS-S-89	6/24/2020 9:52 AM	Soil	SW_6020S-Metals, ICP/MS PMOIST-Percent Moisture SW_8015S-DRO-Petroleum Hydrocarbons SW_8015S-DRO-Petroleum Hydrocarbons		7/16/2020 8:34 AM 7/2/2020 7:30 AM 7/7/2020 4:34 PM 7/7/2020 4:34 PM	7/22/2020 1:49 PM 7/2/2020 7:30 AM 7/17/2020 4:51 PM 8/4/2020 6:46 PM
2006518-009B	TAFBS-S-89	6/24/2020 9:52 AM	Soil	SW_8015S-GRO-Nonhalogenated Organics, GC/FID		7/22/2020 9:49 PM	7/22/2020 9:49 PM
2006518-010A	TAFBS-S-90	6/24/2020 10:03 AM	Soil	SW_6020S-Metals, ICP/MS Appendix E		7/16/2020 8:34 AM	7/22/2020 1:50 PM 2287

## RTI Laboratories, Inc. - DATES REPORT

WO#: 2006518

Revision v1

**Client:** USACE Sacramento District  
**Project:** Travis AFB Runway 21R/03L

Sample ID	Client Sample ID	Collection Date	Matrix	Test Name	Leachate Date	Prep Date	Analysis Date
2006518-010A	TAFBS-S-90	6/24/2020 10:03 AM	Soil	PMOIST-Percent Moisture		7/2/2020 7:30 AM	7/2/2020 7:30 AM
				SW_8015S-DRO-Petroleum Hydrocarbons		7/7/2020 4:34 PM	7/17/2020 5:19 PM
2006518-010B	TAFBS-S-90	6/24/2020 10:03 AM	Soil	SW_8015S-GRO-Nonhalogenated Organics, GC/FID		7/22/2020 10:19 PM	7/22/2020 10:19 PM
2006518-011A	TAFBS-S-73	6/24/2020 10:27 AM	Soil	SW_6020S-Metals, ICP/MS		7/16/2020 8:34 AM	7/22/2020 1:51 PM
				PMOIST-Percent Moisture		7/2/2020 7:30 AM	7/2/2020 7:30 AM
				SW_8015S-DRO-Petroleum Hydrocarbons		7/7/2020 4:34 PM	8/4/2020 7:13 PM
2006518-011B	TAFBS-S-73	6/24/2020 10:27 AM	Soil	SW_8015S-GRO-Nonhalogenated Organics, GC/FID		7/22/2020 10:48 PM	7/22/2020 10:48 PM
2006518-012A	TAFBS-S-18	6/24/2020 11:12 AM	Soil	SW_6020S-Metals, ICP/MS		7/16/2020 8:34 AM	7/22/2020 1:58 PM
				PMOIST-Percent Moisture		7/2/2020 7:30 AM	7/2/2020 7:30 AM
				SW_8015S-DRO-Petroleum Hydrocarbons		7/7/2020 4:34 PM	7/17/2020 5:46 PM
2006518-012B	TAFBS-S-18	6/24/2020 11:12 AM	Soil	SW_8015S-GRO-Nonhalogenated Organics, GC/FID		7/22/2020 11:18 PM	7/22/2020 11:18 PM
2006518-013A	TAFBS-S-17	6/24/2020 11:44 AM	Soil	SW_6020S-Metals, ICP/MS		7/16/2020 8:34 AM	7/22/2020 1:59 PM
				PMOIST-Percent Moisture		7/2/2020 7:30 AM	7/2/2020 7:30 AM
				SW_8015S-DRO-Petroleum Hydrocarbons		7/7/2020 4:34 PM	7/20/2020 2:35 PM
2006518-013B	TAFBS-S-17	6/24/2020 11:44 AM	Soil	SW_8015S-GRO-Nonhalogenated Organics, GC/FID		7/22/2020 11:48 PM	7/22/2020 11:48 PM
2006518-014A	TAFBS-S-16	6/24/2020 11:53 AM	Soil	SW_6020S-Metals, ICP/MS		7/16/2020 8:34 AM	7/22/2020 2:00 PM
				PMOIST-Percent Moisture		7/2/2020 7:30 AM	7/2/2020 7:30 AM
				SW_8015S-DRO-Petroleum Hydrocarbons		7/7/2020 4:34 PM	7/20/2020 3:02 PM
2006518-014B	TAFBS-S-16	6/24/2020 11:53 AM	Soil	SW_8015S-GRO-Nonhalogenated Organics, GC/FID		7/23/2020 12:18 AM	7/23/2020 12:18 AM

**Client:** USACE Sacramento District  
**Project:** Travis AFB Runway 21R/03L

Sample ID	Client Sample ID	Collection Date	Matrix	Test Name	Leachate Date	Prep Date	Analysis Date
2006518-015A	TAFBS-S-15	6/24/2020 12:00 PM	Soil	SW_6020S-Metals, ICP/MS		7/16/2020 8:34 AM	7/22/2020 2:01 PM
				PMOIST-Percent Moisture		7/2/2020 7:30 AM	7/2/2020 7:30 AM
				SW_8015S-DRO-Petroleum Hydrocarbons		7/7/2020 4:34 PM	7/20/2020 3:30 PM
2006518-015B	TAFBS-S-15	6/24/2020 12:00 PM	Soil	SW_8015S-GRO-Nonhalogenated Organics, GC/FID		7/23/2020 12:48 AM	7/23/2020 12:48 AM
2006518-016A	TAFBS-S-14	6/24/2020 12:09 PM	Soil	SW_6020S-Metals, ICP/MS		7/16/2020 8:34 AM	7/22/2020 2:01 PM
				PMOIST-Percent Moisture		7/2/2020 7:30 AM	7/2/2020 7:30 AM
				SW_8015S-DRO-Petroleum Hydrocarbons		7/7/2020 4:34 PM	7/20/2020 4:52 PM
2006518-016B	TAFBS-S-14	6/24/2020 12:09 PM	Soil	SW_8015S-GRO-Nonhalogenated Organics, GC/FID		7/23/2020 1:18 AM	7/23/2020 1:18 AM
2006518-017A	TAFBS-S-13	6/24/2020 12:18 PM	Soil	SW_6020S-Metals, ICP/MS		7/16/2020 8:34 AM	7/22/2020 2:02 PM
				PMOIST-Percent Moisture		7/2/2020 7:30 AM	7/2/2020 7:30 AM
				SW_8015S-DRO-Petroleum Hydrocarbons		7/7/2020 4:34 PM	7/20/2020 5:19 PM
2006518-017B	TAFBS-S-13	6/24/2020 12:18 PM	Soil	SW_8015S-GRO-Nonhalogenated Organics, GC/FID		7/23/2020 1:48 AM	7/23/2020 1:48 AM
2006518-018A	TAFBS-S-12	6/24/2020 12:26 PM	Soil	SW_6020S-Metals, ICP/MS		7/20/2020 7:51 AM	7/22/2020 2:23 PM
				PMOIST-Percent Moisture		7/2/2020 7:30 AM	7/2/2020 7:30 AM
				SW_8015S-DRO-Petroleum Hydrocarbons		7/7/2020 4:34 PM	7/20/2020 5:47 PM
2006518-018B	TAFBS-S-12	6/24/2020 12:26 PM	Soil	SW_8015S-GRO-Nonhalogenated Organics, GC/FID		7/23/2020 2:18 AM	7/23/2020 2:18 AM
2006518-019A	TAFBS-S-11	6/24/2020 12:35 PM	Soil	SW_6020S-Metals, ICP/MS		7/20/2020 7:51 AM	7/22/2020 2:24 PM
				PMOIST-Percent Moisture		7/2/2020 7:30 AM	7/2/2020 7:30 AM
				SW_8015S-DRO-Petroleum Hydrocarbons		7/7/2020 4:34 PM	7/20/2020 6:14 PM

## RTI Laboratories, Inc. - DATES REPORT

WO#: 2006518

Revision v1

**Client:** USACE Sacramento District  
**Project:** Travis AFB Runway 21R/03L

Sample ID	Client Sample ID	Collection Date	Matrix	Test Name	Leachate Date	Prep Date	Analysis Date
2006518-019B	TAFBS-S-11	6/24/2020 12:35 PM	Soil	SW_8015S-GRO-Nonhalogenated Organics, GC/FID		7/23/2020 2:48 AM	7/23/2020 2:48 AM
2006518-020A	TAFBS-S-10	6/24/2020 12:41 PM	Soil	SW_6020S-Metals, ICP/MS		7/20/2020 7:51 AM	7/22/2020 2:25 PM
				PMOIST-Percent Moisture		7/2/2020 7:30 AM	7/2/2020 7:30 AM
				SW_8015S-DRO-Petroleum Hydrocarbons		7/7/2020 4:34 PM	7/20/2020 6:42 PM
2006518-020B	TAFBS-S-10	6/24/2020 12:41 PM	Soil	SW_8015S-GRO-Nonhalogenated Organics, GC/FID		7/23/2020 3:18 AM	7/23/2020 3:18 AM
2006518-021A	TAFBS-S-9	6/24/2020 12:49 PM	Soil	SW_6020S-Metals, ICP/MS		7/20/2020 7:51 AM	7/22/2020 2:26 PM
				PMOIST-Percent Moisture		7/2/2020 7:30 AM	7/2/2020 7:30 AM
				SW_8015S-DRO-Petroleum Hydrocarbons		7/7/2020 4:34 PM	7/20/2020 7:09 PM
2006518-021B	TAFBS-S-9	6/24/2020 12:49 PM	Soil	SW_8015S-GRO-Nonhalogenated Organics, GC/FID		7/23/2020 3:48 AM	7/23/2020 3:48 AM
2006518-022A	TAFBS-S-8	6/24/2020 12:59 PM	Soil	SW_6020S-Metals, ICP/MS		7/20/2020 7:51 AM	7/22/2020 2:27 PM
				PMOIST-Percent Moisture		7/2/2020 7:30 AM	7/2/2020 7:30 AM
				SW_8015S-DRO-Petroleum Hydrocarbons		7/8/2020 10:17 AM	7/16/2020 5:42 PM
2006518-022B	TAFBS-S-8	6/24/2020 12:59 PM	Soil	SW_8015S-GRO-Nonhalogenated Organics, GC/FID		7/23/2020 4:18 AM	7/23/2020 4:18 AM
2006518-023A	TAFBS-S-7	6/24/2020 1:10 PM	Soil	SW_6020S-Metals, ICP/MS		7/20/2020 7:51 AM	7/22/2020 2:28 PM
				PMOIST-Percent Moisture		7/2/2020 7:30 AM	7/2/2020 7:30 AM
				SW_8015S-DRO-Petroleum Hydrocarbons		7/8/2020 10:17 AM	7/16/2020 6:09 PM
2006518-023B	TAFBS-S-7	6/24/2020 1:10 PM	Soil	SW_8015S-GRO-Nonhalogenated Organics, GC/FID		7/23/2020 4:48 AM	7/23/2020 4:48 AM
2006518-024A	TAFBS-S-74	6/24/2020 1:18 PM	Soil	SW_6020S-Metals, ICP/MS		7/20/2020 7:51 AM	7/22/2020 2:29 PM
				PMOIST-Percent Moisture		7/2/2020 7:30 AM	7/2/2020 7:30 AM

Appendix E

2290

**Client:** USACE Sacramento District  
**Project:** Travis AFB Runway 21R/03L

Sample ID	Client Sample ID	Collection Date	Matrix	Test Name	Leachate Date	Prep Date	Analysis Date
2006518-024A	TAFBS-S-74	6/24/2020 1:18 PM	Soil	SW_8015S-DRO-Petroleum Hydrocarbons		7/8/2020 10:17 AM	7/16/2020 6:37 PM
2006518-024B	TAFBS-S-74	6/24/2020 1:18 PM	Soil	SW_8015S-GRO-Nonhalogenated Organics, GC/FID		7/23/2020 9:47 AM	7/23/2020 9:47 AM
2006518-025A	TAFBS-S-75	6/24/2020 1:25 PM	Soil	SW_6020S-Metals, ICP/MS		7/20/2020 7:51 AM	7/22/2020 2:30 PM
				PMOIST-Percent Moisture		7/2/2020 7:30 AM	7/2/2020 7:30 AM
				SW_8015S-DRO-Petroleum Hydrocarbons		7/8/2020 10:17 AM	7/16/2020 7:04 PM
2006518-025B	TAFBS-S-75	6/24/2020 1:25 PM	Soil	SW_8015S-GRO-Nonhalogenated Organics, GC/FID		7/23/2020 10:17 AM	7/23/2020 10:17 AM
2006518-026A	TAFBS-S-76	6/24/2020 1:33 PM	Soil	SW_6020S-Metals, ICP/MS		7/20/2020 7:51 AM	7/22/2020 2:30 PM
				PMOIST-Percent Moisture		7/2/2020 7:30 AM	7/2/2020 7:30 AM
				SW_8015S-DRO-Petroleum Hydrocarbons		7/8/2020 10:17 AM	7/16/2020 7:32 PM
2006518-026B	TAFBS-S-76	6/24/2020 1:33 PM	Soil	SW_8015S-GRO-Nonhalogenated Organics, GC/FID		7/23/2020 10:47 AM	7/23/2020 10:47 AM

Revision v1

<b>Client:</b>	USACE Sacramento District	<b>Collection Date:</b>	6/24/2020 7:25:00 AM
<b>Project:</b>	Travis AFB Runway 21R/03L		
<b>Lab ID:</b>	2006518-001	<b>Matrix:</b>	Soil
<b>Client Sample ID:</b>	TAFBS-S-72		

Analysis	Result	Qual	DL	LOD	LOQ	Units	DF	Date Analyzed
<b>Petroleum Hydrocarbons</b>			<b>Method: SW8015D</b>			<b>SW3550C</b>	<b>Analyst: DS</b>	
Diesel Range Organics C10-C28	730	U	670	730	1800	µg/Kg-dry	1	7/11/2020 3:10 AM
Surr: n-Eicosane	118			60-130		%Rec	1	7/11/2020 3:10 AM
Surr: Squalene	107			60-130		%Rec	1	7/11/2020 3:10 AM
<b>Metals, ICP/MS</b>			<b>Method: SW6020B</b>			<b>SW3050B</b>	<b>Analyst: AYA</b>	
Lead	6500		55	89	180	µg/Kg-dry	10	7/16/2020 7:07 PM
<b>Nonhalogenated Organics, GC/FID</b>			<b>Method: SW8015D</b>				<b>Analyst: SM2</b>	
Gasoline Range Organics C6-C10	1500	UH	1300	1500	2400	µg/Kg-dry	54.6	7/21/2020 12:10 PM
Surr: 1,2-Dichlorobenzene-d4	90.5	H		70-130		%Rec	54.6	7/21/2020 12:10 PM
<b>Percent Moisture</b>			<b>Method: ASTM-D2216</b>				<b>Analyst: NVJ</b>	
Percent Moisture	9.3		1.0	1.0	1.0	wt%	1	7/2/2020 7:30 AM



<b>Client:</b>	USACE Sacramento District	<b>Collection Date:</b>	6/24/2020 7:52:00 AM
<b>Project:</b>	Travis AFB Runway 21R/03L		
<b>Lab ID:</b>	2006518-002	<b>Matrix:</b>	Soil
<b>Client Sample ID:</b>	TAFBS-S-83		

Analysis	Result	Qual	DL	LOD	LOQ	Units	DF	Date Analyzed
<b>Petroleum Hydrocarbons</b>			<b>Method: SW8015D</b>			<b>SW3550C</b>	<b>Analyst: DS</b>	
Diesel Range Organics C10-C28	720	U	660	720	1800	µg/Kg-dry	1	7/17/2020 1:39 PM
Surr: n-Eicosane	130	Q		60-130		%Rec	1	7/17/2020 1:39 PM
Surr: Squalene	122			60-130		%Rec	1	7/17/2020 1:39 PM
<b>Metals, ICP/MS</b>			<b>Method: SW6020B</b>			<b>SW3050B</b>	<b>Analyst: AYA</b>	
Lead	6400		57	92	180	µg/Kg-dry	10	7/22/2020 1:44 PM
<b>Nonhalogenated Organics, GC/FID</b>			<b>Method: SW8015D</b>				<b>Analyst: SM2</b>	
Gasoline Range Organics C6-C10	1500	UH	1200	1500	2400	µg/Kg-dry	54.1	7/21/2020 12:40 PM
Surr: 1,2-Dichlorobenzene-d4	92.0	H		70-130		%Rec	54.1	7/21/2020 12:40 PM
<b>Percent Moisture</b>			<b>Method: ASTM-D2216</b>				<b>Analyst: NVJ</b>	
Percent Moisture	8.2		1.0	1.0	1.0	wt%	1	7/2/2020 7:30 AM

Revision v1

<b>Client:</b>	USACE Sacramento District	<b>Collection Date:</b>	6/24/2020 8:19:00 AM
<b>Project:</b>	Travis AFB Runway 21R/03L		
<b>Lab ID:</b>	2006518-003	<b>Matrix:</b>	Soil
<b>Client Sample ID:</b>	TAFBS-S-84		

Analysis	Result	Qual	DL	LOD	LOQ	Units	DF	Date Analyzed
<b>Petroleum Hydrocarbons</b>			<b>Method: SW8015D</b>			<b>SW3550C</b>	<b>Analyst: DS</b>	
Diesel Range Organics C10-C28	17000		640	710	1800	µg/Kg-dry	1	7/17/2020 2:06 PM
Surr: n-Eicosane	119			60-130		%Rec	1	7/17/2020 2:06 PM
Surr: Squalene	105			60-130		%Rec	1	7/17/2020 2:06 PM
<b>Metals, ICP/MS</b>			<b>Method: SW6020B</b>			<b>SW3050B</b>	<b>Analyst: AYA</b>	
Lead	10000		64	100	210	µg/Kg-dry	10	7/22/2020 1:45 PM
<b>Nonhalogenated Organics, GC/FID</b>			<b>Method: SW8015D</b>				<b>Analyst: SM2</b>	
Gasoline Range Organics C6-C10	1400	UH	1200	1400	2300	µg/Kg-dry	53	7/21/2020 1:10 PM
Surr: 1,2-Dichlorobenzene-d4	100	H		70-130		%Rec	53	7/21/2020 1:10 PM
<b>Percent Moisture</b>			<b>Method: ASTM-D2216</b>				<b>Analyst: NVJ</b>	
Percent Moisture	6.0		1.0	1.0	1.0	wt%	1	7/2/2020 7:30 AM

<b>Client:</b>	USACE Sacramento District	<b>Collection Date:</b>	6/24/2020 8:34:00 AM
<b>Project:</b>	Travis AFB Runway 21R/03L		
<b>Lab ID:</b>	2006518-004	<b>Matrix:</b>	Soil
<b>Client Sample ID:</b>	TAFBS-S-85		

Analysis	Result	Qual	DL	LOD	LOQ	Units	DF	Date Analyzed
<b>Petroleum Hydrocarbons</b>			<b>Method: SW8015D</b>			<b>SW3550C</b>	<b>Analyst: DS</b>	
Diesel Range Organics C10-C28	21000		640	710	1800	µg/Kg-dry	1	7/17/2020 2:34 PM
Surr: n-Eicosane	121			60-130		%Rec	1	7/17/2020 2:34 PM
Surr: Squalene	136	Q		60-130		%Rec	1	7/17/2020 2:34 PM
<b>Metals, ICP/MS</b>			<b>Method: SW6020B</b>			<b>SW3050B</b>	<b>Analyst: AYA</b>	
Lead	21000	X	61	98	200	µg/Kg-dry	10	7/22/2020 1:37 PM
<b>Nonhalogenated Organics, GC/FID</b>			<b>Method: SW8015D</b>				<b>Analyst: SM2</b>	
Gasoline Range Organics C6-C10	1400	UH	1200	1400	2200	µg/Kg-dry	52.9	7/21/2020 1:40 PM
Surr: 1,2-Dichlorobenzene-d4	97.8	H		70-130		%Rec	52.9	7/21/2020 1:40 PM
<b>Percent Moisture</b>			<b>Method: ASTM-D2216</b>				<b>Analyst: NVJ</b>	
Percent Moisture	5.8		1.0	1.0	1.0	wt%	1	7/2/2020 7:30 AM

Revision v1

<b>Client:</b>	USACE Sacramento District	<b>Collection Date:</b>	6/24/2020 8:59:00 AM
<b>Project:</b>	Travis AFB Runway 21R/03L		
<b>Lab ID:</b>	2006518-005	<b>Matrix:</b>	Soil
<b>Client Sample ID:</b>	TAFBS-S-82		

Analysis	Result	Qual	DL	LOD	LOQ	Units	DF	Date Analyzed
<b>Petroleum Hydrocarbons</b>			<b>Method: SW8015D</b>			<b>SW3550C</b>	<b>Analyst: DS</b>	
Diesel Range Organics C10-C28	690	U	630	690	1700	µg/Kg-dry	1	7/17/2020 3:01 PM
Surr: n-Eicosane	125			60-130		%Rec	1	7/17/2020 3:01 PM
Surr: Squalene	117			60-130		%Rec	1	7/17/2020 3:01 PM
<b>Metals, ICP/MS</b>			<b>Method: SW6020B</b>			<b>SW3050B</b>	<b>Analyst: AYA</b>	
Lead	5800		62	100	200	µg/Kg-dry	10	7/22/2020 1:46 PM
<b>Nonhalogenated Organics, GC/FID</b>			<b>Method: SW8015D</b>				<b>Analyst: SM2</b>	
Gasoline Range Organics C6-C10	1400	UH	1100	1400	2200	µg/Kg-dry	52	7/21/2020 2:10 PM
Surr: 1,2-Dichlorobenzene-d4	101	H		70-130		%Rec	52	7/21/2020 2:10 PM
<b>Percent Moisture</b>			<b>Method: ASTM-D2216</b>				<b>Analyst: NVJ</b>	
Percent Moisture	3.9		1.0	1.0	1.0	wt%	1	7/2/2020 7:30 AM

Revision v1

<b>Client:</b>	USACE Sacramento District	<b>Collection Date:</b>	6/24/2020 9:11:00 AM
<b>Project:</b>	Travis AFB Runway 21R/03L		
<b>Lab ID:</b>	2006518-006	<b>Matrix:</b>	Soil
<b>Client Sample ID:</b>	TAFBS-S-86		

Analysis	Result	Qual	DL	LOD	LOQ	Units	DF	Date Analyzed
<b>Petroleum Hydrocarbons</b>			<b>Method: SW8015D</b>			<b>SW3550C</b>	<b>Analyst: DS</b>	
Diesel Range Organics C10-C28	700	U	630	700	1700	µg/Kg-dry	1	7/17/2020 3:28 PM
Surr: n-Eicosane	122			60-130		%Rec	1	7/17/2020 3:28 PM
Surr: Squalene	121			60-130		%Rec	1	7/17/2020 3:28 PM
<b>Metals, ICP/MS</b>			<b>Method: SW6020B</b>			<b>SW3050B</b>	<b>Analyst: AYA</b>	
Lead	12000		60	97	190	µg/Kg-dry	10	7/22/2020 1:47 PM
<b>Nonhalogenated Organics, GC/FID</b>			<b>Method: SW8015D</b>				<b>Analyst: SM2</b>	
Gasoline Range Organics C6-C10	1400	UH	1100	1400	2200	µg/Kg-dry	52.3	7/21/2020 2:40 PM
Surr: 1,2-Dichlorobenzene-d4	96.2	H		70-130		%Rec	52.3	7/21/2020 2:40 PM
<b>Percent Moisture</b>			<b>Method: ASTM-D2216</b>				<b>Analyst: NVJ</b>	
Percent Moisture	4.6		1.0	1.0	1.0	wt%	1	7/2/2020 7:30 AM

Revision v1

<b>Client:</b>	USACE Sacramento District	<b>Collection Date:</b>	6/24/2020 9:29:00 AM
<b>Project:</b>	Travis AFB Runway 21R/03L		
<b>Lab ID:</b>	2006518-007	<b>Matrix:</b>	Soil
<b>Client Sample ID:</b>	TAFBS-S-87		

Analysis	Result	Qual	DL	LOD	LOQ	Units	DF	Date Analyzed
<b>Petroleum Hydrocarbons</b>			<b>Method: SW8015D</b>			<b>SW3550C</b>	<b>Analyst: DS</b>	
Diesel Range Organics C10-C28	710	U	650	710	1800	µg/Kg-dry	1	7/17/2020 3:56 PM
Surr: n-Eicosane	121			60-130		%Rec	1	7/17/2020 3:56 PM
Surr: Squalene	103			60-130		%Rec	1	7/17/2020 3:56 PM
<b>Metals, ICP/MS</b>			<b>Method: SW6020B</b>			<b>SW3050B</b>	<b>Analyst: AYA</b>	
Lead	4600		62	100	200	µg/Kg-dry	10	7/22/2020 1:48 PM
<b>Nonhalogenated Organics, GC/FID</b>			<b>Method: SW8015D</b>				<b>Analyst: SM2</b>	
Gasoline Range Organics C6-C10	1400	UH	1200	1400	2300	µg/Kg-dry	53.3	7/22/2020 8:49 PM
Surr: 1,2-Dichlorobenzene-d4	89.8	H		70-130		%Rec	53.3	7/22/2020 8:49 PM
<b>Percent Moisture</b>			<b>Method: ASTM-D2216</b>				<b>Analyst: NVJ</b>	
Percent Moisture	6.6		1.0	1.0	1.0	wt%	1	7/2/2020 7:30 AM

Revision v1

<b>Client:</b>	USACE Sacramento District	<b>Collection Date:</b>	6/24/2020 9:41:00 AM
<b>Project:</b>	Travis AFB Runway 21R/03L		
<b>Lab ID:</b>	2006518-008	<b>Matrix:</b>	Soil
<b>Client Sample ID:</b>	TAFBS-S-88		

Analysis	Result	Qual	DL	LOD	LOQ	Units	DF	Date Analyzed
<b>Petroleum Hydrocarbons</b>			<b>Method: SW8015D</b>			<b>SW3550C</b>	<b>Analyst: DS</b>	
Diesel Range Organics C10-C28	700	U	640	700	1800	µg/Kg-dry	1	7/17/2020 4:23 PM
Surr: n-Eicosane	116			60-130		%Rec	1	7/17/2020 4:23 PM
Surr: Squalene	121			60-130		%Rec	1	7/17/2020 4:23 PM
<b>Metals, ICP/MS</b>			<b>Method: SW6020B</b>			<b>SW3050B</b>	<b>Analyst: AYA</b>	
Lead	4400		60	97	190	µg/Kg-dry	10	7/22/2020 1:49 PM
<b>Nonhalogenated Organics, GC/FID</b>			<b>Method: SW8015D</b>				<b>Analyst: SM2</b>	
Gasoline Range Organics C6-C10	1400	UH	1100	1400	2200	µg/Kg-dry	52.4	7/22/2020 9:19 PM
Surr: 1,2-Dichlorobenzene-d4	95.1	H		70-130		%Rec	52.4	7/22/2020 9:19 PM
<b>Percent Moisture</b>			<b>Method: ASTM-D2216</b>				<b>Analyst: NVJ</b>	
Percent Moisture	4.8		1.0	1.0	1.0	wt%	1	7/2/2020 7:30 AM

Revision v1

<b>Client:</b>	USACE Sacramento District	<b>Collection Date:</b>	6/24/2020 9:52:00 AM
<b>Project:</b>	Travis AFB Runway 21R/03L		
<b>Lab ID:</b>	2006518-009	<b>Matrix:</b>	Soil
<b>Client Sample ID:</b>	TAFBS-S-89		

Analysis	Result	Qual	DL	LOD	LOQ	Units	DF	Date Analyzed
<b>Petroleum Hydrocarbons</b>			<b>Method: SW8015D</b>			<b>SW3550C</b>	<b>Analyst: DS</b>	
Diesel Range Organics C10-C28	710	U	650	710	1800	µg/Kg-dry	1	8/4/2020 6:46 PM
Surr: n-Eicosane	19.4	Q		60-130		%Rec	1	8/4/2020 6:46 PM
Surr: Squalene	27.0	Q		60-130		%Rec	1	8/4/2020 6:46 PM
<b>Metals, ICP/MS</b>			<b>Method: SW6020B</b>			<b>SW3050B</b>	<b>Analyst: AYA</b>	
Lead	9100		60	97	190	µg/Kg-dry	10	7/22/2020 1:49 PM
<b>Nonhalogenated Organics, GC/FID</b>			<b>Method: SW8015D</b>				<b>Analyst: SM2</b>	
Gasoline Range Organics C6-C10	1500	UH	1200	1500	2300	µg/Kg-dry	54.8	7/22/2020 9:49 PM
Surr: 1,2-Dichlorobenzene-d4	85.7	H		70-130		%Rec	54.8	7/22/2020 9:49 PM
<b>Percent Moisture</b>			<b>Method: ASTM-D2216</b>				<b>Analyst: NVJ</b>	
Percent Moisture	6.5		1.0	1.0	1.0	wt%	1	7/2/2020 7:30 AM



Revision v1

<b>Client:</b>	USACE Sacramento District	<b>Collection Date:</b>	6/24/2020 10:03:00 AM
<b>Project:</b>	Travis AFB Runway 21R/03L		
<b>Lab ID:</b>	2006518-010	<b>Matrix:</b>	Soil
<b>Client Sample ID:</b>	TAFBS-S-90		

Analysis	Result	Qual	DL	LOD	LOQ	Units	DF	Date Analyzed
<b>Petroleum Hydrocarbons</b>			<b>Method: SW8015D</b>		<b>SW3550C</b>		<b>Analyst: DS</b>	
Diesel Range Organics C10-C28	7700		640	710	1800	µg/Kg-dry	1	7/17/2020 5:19 PM
Surr: n-Eicosane	114			60-130		%Rec	1	7/17/2020 5:19 PM
Surr: Squalene	116			60-130		%Rec	1	7/17/2020 5:19 PM
<b>Metals, ICP/MS</b>			<b>Method: SW6020B</b>		<b>SW3050B</b>		<b>Analyst: AYA</b>	
Lead	12000		62	100	200	µg/Kg-dry	10	7/22/2020 1:50 PM
<b>Nonhalogenated Organics, GC/FID</b>			<b>Method: SW8015D</b>				<b>Analyst: SM2</b>	
Gasoline Range Organics C6-C10	1400	UH	1200	1400	2300	µg/Kg-dry	53.9	7/22/2020 10:19 PM
Surr: 1,2-Dichlorobenzene-d4	93.1	H		70-130		%Rec	53.9	7/22/2020 10:19 PM
<b>Percent Moisture</b>			<b>Method: ASTM-D2216</b>				<b>Analyst: NVJ</b>	
Percent Moisture	6.2		1.0	1.0	1.0	wt%	1	7/2/2020 7:30 AM

Revision v1

<b>Client:</b>	USACE Sacramento District	<b>Collection Date:</b>	6/24/2020 10:27:00 AM
<b>Project:</b>	Travis AFB Runway 21R/03L		
<b>Lab ID:</b>	2006518-011	<b>Matrix:</b>	Soil
<b>Client Sample ID:</b>	TAFBS-S-73		

Analysis	Result	Qual	DL	LOD	LOQ	Units	DF	Date Analyzed
<b>Petroleum Hydrocarbons</b>			<b>Method: SW8015D</b>			<b>SW3550C</b>	<b>Analyst: DS</b>	
Diesel Range Organics C10-C28	3600	U	3200	3600	8900	µg/Kg-dry	1	8/4/2020 7:13 PM
Surr: n-Eicosane	172	Q		60-130		%Rec	1	8/4/2020 7:13 PM
Surr: Squalene	443	Q		60-130		%Rec	1	8/4/2020 7:13 PM
<b>Metals, ICP/MS</b>			<b>Method: SW6020B</b>			<b>SW3050B</b>	<b>Analyst: AYA</b>	
Lead	9800		59	96	190	µg/Kg-dry	10	7/22/2020 1:51 PM
<b>Nonhalogenated Organics, GC/FID</b>			<b>Method: SW8015D</b>				<b>Analyst: SM2</b>	
Gasoline Range Organics C6-C10	1500	UH	1200	1500	2400	µg/Kg-dry	56	7/22/2020 10:48 PM
Surr: 1,2-Dichlorobenzene-d4	99.8	H		70-130		%Rec	56	7/22/2020 10:48 PM
<b>Percent Moisture</b>			<b>Method: ASTM-D2216</b>				<b>Analyst: NVJ</b>	
Percent Moisture	6.7		1.0	1.0	1.0	wt%	1	7/2/2020 7:30 AM

Revision v1

<b>Client:</b>	USACE Sacramento District	<b>Collection Date:</b>	6/24/2020 11:12:00 AM
<b>Project:</b>	Travis AFB Runway 21R/03L		
<b>Lab ID:</b>	2006518-012	<b>Matrix:</b>	Soil
<b>Client Sample ID:</b>	TAFBS-S-18		

Analysis	Result	Qual	DL	LOD	LOQ	Units	DF	Date Analyzed
<b>Petroleum Hydrocarbons</b>			<b>Method: SW8015D</b>			<b>SW3550C</b>	<b>Analyst: DS</b>	
Diesel Range Organics C10-C28	730	U	660	730	1800	µg/Kg-dry	1	7/17/2020 5:46 PM
Surr: n-Eicosane	128			60-130		%Rec	1	7/17/2020 5:46 PM
Surr: Squalene	139	Q		60-130		%Rec	1	7/17/2020 5:46 PM
<b>Metals, ICP/MS</b>			<b>Method: SW6020B</b>			<b>SW3050B</b>	<b>Analyst: AYA</b>	
Lead	12000		66	110	210	µg/Kg-dry	10	7/22/2020 1:58 PM
<b>Nonhalogenated Organics, GC/FID</b>			<b>Method: SW8015D</b>				<b>Analyst: SM2</b>	
Gasoline Range Organics C6-C10	1500	UH	1200	1500	2400	µg/Kg-dry	54.2	7/22/2020 11:18 PM
Surr: 1,2-Dichlorobenzene-d4	90.4	H		70-130		%Rec	54.2	7/22/2020 11:18 PM
<b>Percent Moisture</b>			<b>Method: ASTM-D2216</b>				<b>Analyst: NVJ</b>	
Percent Moisture	8.4		1.0	1.0	1.0	wt%	1	7/2/2020 7:30 AM

Revision v1

<b>Client:</b>	USACE Sacramento District	<b>Collection Date:</b>	6/24/2020 11:44:00 AM
<b>Project:</b>	Travis AFB Runway 21R/03L		
<b>Lab ID:</b>	2006518-013	<b>Matrix:</b>	Soil
<b>Client Sample ID:</b>	TAFBS-S-17		

Analysis	Result	Qual	DL	LOD	LOQ	Units	DF	Date Analyzed
<b>Petroleum Hydrocarbons</b>			<b>Method: SW8015D</b>			<b>SW3550C</b>	<b>Analyst: ANP</b>	
Diesel Range Organics C10-C28	710	U	640	710	1800	µg/Kg-dry	1	7/20/2020 2:35 PM
Surr: n-Eicosane	109			60-130		%Rec	1	7/20/2020 2:35 PM
Surr: Squalene	112			60-130		%Rec	1	7/20/2020 2:35 PM
<b>Metals, ICP/MS</b>			<b>Method: SW6020B</b>			<b>SW3050B</b>	<b>Analyst: AYA</b>	
Lead	18000		58	95	190	µg/Kg-dry	10	7/22/2020 1:59 PM
<b>Nonhalogenated Organics, GC/FID</b>			<b>Method: SW8015D</b>				<b>Analyst: SM2</b>	
Gasoline Range Organics C6-C10	1400	UH	1200	1400	2300	µg/Kg-dry	53.7	7/22/2020 11:48 PM
Surr: 1,2-Dichlorobenzene-d4	87.6	H		70-130		%Rec	53.7	7/22/2020 11:48 PM
<b>Percent Moisture</b>			<b>Method: ASTM-D2216</b>				<b>Analyst: NVJ</b>	
Percent Moisture	5.7		1.0	1.0	1.0	wt%	1	7/2/2020 7:30 AM

Revision v1

<b>Client:</b>	USACE Sacramento District	<b>Collection Date:</b>	6/24/2020 11:53:00 AM
<b>Project:</b>	Travis AFB Runway 21R/03L		
<b>Lab ID:</b>	2006518-014	<b>Matrix:</b>	Soil
<b>Client Sample ID:</b>	TAFBS-S-16		

Analysis	Result	Qual	DL	LOD	LOQ	Units	DF	Date Analyzed
<b>Petroleum Hydrocarbons</b>			<b>Method: SW8015D</b>			<b>SW3550C</b>	<b>Analyst: ANP</b>	
Diesel Range Organics C10-C28	720	U	650	720	1800	µg/Kg-dry	1	7/20/2020 3:02 PM
Surr: n-Eicosane	147	Q		60-130		%Rec	1	7/20/2020 3:02 PM
Surr: Squalene	139	Q		60-130		%Rec	1	7/20/2020 3:02 PM
<b>Metals, ICP/MS</b>			<b>Method: SW6020B</b>			<b>SW3050B</b>	<b>Analyst: AYA</b>	
Lead	26000		64	100	210	µg/Kg-dry	10	7/22/2020 2:00 PM
<b>Nonhalogenated Organics, GC/FID</b>			<b>Method: SW8015D</b>				<b>Analyst: SM2</b>	
Gasoline Range Organics C6-C10	1500	UH	1200	1500	2400	µg/Kg-dry	55.6	7/23/2020 12:18 AM
Surr: 1,2-Dichlorobenzene-d4	96.5	H		70-130		%Rec	55.6	7/23/2020 12:18 AM
<b>Percent Moisture</b>			<b>Method: ASTM-D2216</b>				<b>Analyst: NVJ</b>	
Percent Moisture	7.0		1.0	1.0	1.0	wt%	1	7/2/2020 7:30 AM

Revision v1

<b>Client:</b>	USACE Sacramento District	<b>Collection Date:</b>	6/24/2020 12:00:00 PM
<b>Project:</b>	Travis AFB Runway 21R/03L		
<b>Lab ID:</b>	2006518-015	<b>Matrix:</b>	Soil
<b>Client Sample ID:</b>	TAFBS-S-15		

Analysis	Result	Qual	DL	LOD	LOQ	Units	DF	Date Analyzed
<b>Petroleum Hydrocarbons</b>			<b>Method: SW8015D</b>			<b>SW3550C</b>	<b>Analyst: ANP</b>	
Diesel Range Organics C10-C28	2200	UX	2000	2200	5600	µg/Kg-dry	1	7/20/2020 3:30 PM
Surr: n-Eicosane	142	Q		60-130		%Rec	1	7/20/2020 3:30 PM
Surr: Squalene	118			60-130		%Rec	1	7/20/2020 3:30 PM
<b>Metals, ICP/MS</b>			<b>Method: SW6020B</b>			<b>SW3050B</b>	<b>Analyst: AYA</b>	
Lead	11000		63	100	210	µg/Kg-dry	10	7/22/2020 2:01 PM
<b>Nonhalogenated Organics, GC/FID</b>			<b>Method: SW8015D</b>				<b>Analyst: SM2</b>	
Gasoline Range Organics C6-C10	1600	UH	1300	1600	2600	µg/Kg-dry	56.7	7/23/2020 12:48 AM
Surr: 1,2-Dichlorobenzene-d4	93.5	H		70-130		%Rec	56.7	7/23/2020 12:48 AM
<b>Percent Moisture</b>			<b>Method: ASTM-D2216</b>				<b>Analyst: NVJ</b>	
Percent Moisture	11		1.0	1.0	1.0	wt%	1	7/2/2020 7:30 AM

Revision v1

<b>Client:</b>	USACE Sacramento District	<b>Collection Date:</b>	6/24/2020 12:09:00 PM
<b>Project:</b>	Travis AFB Runway 21R/03L		
<b>Lab ID:</b>	2006518-016	<b>Matrix:</b>	Soil
<b>Client Sample ID:</b>	TAFBS-S-14		

Analysis	Result	Qual	DL	LOD	LOQ	Units	DF	Date Analyzed
<b>Petroleum Hydrocarbons</b>			<b>Method: SW8015D</b>			<b>SW3550C</b>	<b>Analyst: ANP</b>	
Diesel Range Organics C10-C28	760	U	690	760	1900	µg/Kg-dry	1	7/20/2020 4:52 PM
Surr: n-Eicosane	133	Q		60-130		%Rec	1	7/20/2020 4:52 PM
Surr: Squalene	132	Q		60-130		%Rec	1	7/20/2020 4:52 PM
<b>Metals, ICP/MS</b>			<b>Method: SW6020B</b>			<b>SW3050B</b>	<b>Analyst: AYA</b>	
Lead	23000		62	100	200	µg/Kg-dry	10	7/22/2020 2:01 PM
<b>Nonhalogenated Organics, GC/FID</b>			<b>Method: SW8015D</b>				<b>Analyst: SM2</b>	
Gasoline Range Organics C6-C10	1600	UH	1300	1600	2600	µg/Kg-dry	56.2	7/23/2020 1:18 AM
Surr: 1,2-Dichlorobenzene-d4	92.4	H		70-130		%Rec	56.2	7/23/2020 1:18 AM
<b>Percent Moisture</b>			<b>Method: ASTM-D2216</b>				<b>Analyst: NVJ</b>	
Percent Moisture	12		1.0	1.0	1.0	wt%	1	7/2/2020 7:30 AM

Revision v1

<b>Client:</b>	USACE Sacramento District	<b>Collection Date:</b>	6/24/2020 12:18:00 PM
<b>Project:</b>	Travis AFB Runway 21R/03L		
<b>Lab ID:</b>	2006518-017	<b>Matrix:</b>	Soil
<b>Client Sample ID:</b>	TAFBS-S-13		

Analysis	Result	Qual	DL	LOD	LOQ	Units	DF	Date Analyzed
<b>Petroleum Hydrocarbons</b>			<b>Method: SW8015D</b>			<b>SW3550C</b>	<b>Analyst: ANP</b>	
Diesel Range Organics C10-C28	730	U	660	730	1800	µg/Kg-dry	1	7/20/2020 5:19 PM
Surr: n-Eicosane	131	Q		60-130		%Rec	1	7/20/2020 5:19 PM
Surr: Squalene	130			60-130		%Rec	1	7/20/2020 5:19 PM
<b>Metals, ICP/MS</b>			<b>Method: SW6020B</b>			<b>SW3050B</b>	<b>Analyst: AYA</b>	
Lead	17000		65	100	210	µg/Kg-dry	10	7/22/2020 2:02 PM
<b>Nonhalogenated Organics, GC/FID</b>			<b>Method: SW8015D</b>				<b>Analyst: SM2</b>	
Gasoline Range Organics C6-C10	1500	UH	1200	1500	2400	µg/Kg-dry	54.5	7/23/2020 1:48 AM
Surr: 1,2-Dichlorobenzene-d4	90.9	H		70-130		%Rec	54.5	7/23/2020 1:48 AM
<b>Percent Moisture</b>			<b>Method: ASTM-D2216</b>				<b>Analyst: NVJ</b>	
Percent Moisture	8.2		1.0	1.0	1.0	wt%	1	7/2/2020 7:30 AM



Revision v1

<b>Client:</b>	USACE Sacramento District	<b>Collection Date:</b>	6/24/2020 12:26:00 PM
<b>Project:</b>	Travis AFB Runway 21R/03L		
<b>Lab ID:</b>	2006518-018	<b>Matrix:</b>	Soil
<b>Client Sample ID:</b>	TAFBS-S-12		

Analysis	Result	Qual	DL	LOD	LOQ	Units	DF	Date Analyzed
<b>Petroleum Hydrocarbons</b>			<b>Method: SW8015D</b>			<b>SW3550C</b>	<b>Analyst: ANP</b>	
Diesel Range Organics C10-C28	720	U	650	720	1800	µg/Kg-dry	1	7/20/2020 5:47 PM
Surr: n-Eicosane	143	Q		60-130		%Rec	1	7/20/2020 5:47 PM
Surr: Squalene	128			60-130		%Rec	1	7/20/2020 5:47 PM
<b>Metals, ICP/MS</b>			<b>Method: SW6020B</b>			<b>SW3050B</b>	<b>Analyst: AYA</b>	
Lead	14000		62	100	200	µg/Kg-dry	10	7/22/2020 2:23 PM
<b>Nonhalogenated Organics, GC/FID</b>			<b>Method: SW8015D</b>				<b>Analyst: SM2</b>	
Gasoline Range Organics C6-C10	1600	UH	1300	1600	2500	µg/Kg-dry	58	7/23/2020 2:18 AM
Surr: 1,2-Dichlorobenzene-d4	92.6	H		70-130		%Rec	58	7/23/2020 2:18 AM
<b>Percent Moisture</b>			<b>Method: ASTM-D2216</b>				<b>Analyst: NVJ</b>	
Percent Moisture	7.5		1.0	1.0	1.0	wt%	1	7/2/2020 7:30 AM

<b>Client:</b>	USACE Sacramento District	<b>Collection Date:</b>	6/24/2020 12:35:00 PM
<b>Project:</b>	Travis AFB Runway 21R/03L		
<b>Lab ID:</b>	2006518-019	<b>Matrix:</b>	Soil
<b>Client Sample ID:</b>	TAFBS-S-11		

Analysis	Result	Qual	DL	LOD	LOQ	Units	DF	Date Analyzed
<b>Petroleum Hydrocarbons</b>			<b>Method: SW8015D</b>			<b>SW3550C</b>	<b>Analyst: ANP</b>	
Diesel Range Organics C10-C28	750	U	680	750	1900	µg/Kg-dry	1	7/20/2020 6:14 PM
Surr: n-Eicosane	139	Q		60-130		%Rec	1	7/20/2020 6:14 PM
Surr: Squalene	118			60-130		%Rec	1	7/20/2020 6:14 PM
<b>Metals, ICP/MS</b>			<b>Method: SW6020B</b>			<b>SW3050B</b>	<b>Analyst: AYA</b>	
Lead	14000		63	100	200	µg/Kg-dry	10	7/22/2020 2:24 PM
<b>Nonhalogenated Organics, GC/FID</b>			<b>Method: SW8015D</b>				<b>Analyst: SM2</b>	
Gasoline Range Organics C6-C10	1600	UH	1300	1600	2500	µg/Kg-dry	55.4	7/23/2020 2:48 AM
Surr: 1,2-Dichlorobenzene-d4	101	H		70-130		%Rec	55.4	7/23/2020 2:48 AM
<b>Percent Moisture</b>			<b>Method: ASTM-D2216</b>				<b>Analyst: NVJ</b>	
Percent Moisture	11		1.0	1.0	1.0	wt%	1	7/2/2020 7:30 AM

Revision v1

<b>Client:</b>	USACE Sacramento District	<b>Collection Date:</b>	6/24/2020 12:41:00 PM
<b>Project:</b>	Travis AFB Runway 21R/03L		
<b>Lab ID:</b>	2006518-020	<b>Matrix:</b>	Soil
<b>Client Sample ID:</b>	TAFBS-S-10		

Analysis	Result	Qual	DL	LOD	LOQ	Units	DF	Date Analyzed
<b>Petroleum Hydrocarbons</b>			<b>Method: SW8015D</b>			<b>SW3550C</b>	<b>Analyst: ANP</b>	
Diesel Range Organics C10-C28	750	U	680	750	1900	µg/Kg-dry	1	7/20/2020 6:42 PM
Surr: n-Eicosane	134	Q		60-130		%Rec	1	7/20/2020 6:42 PM
Surr: Squalene	119			60-130		%Rec	1	7/20/2020 6:42 PM
<b>Metals, ICP/MS</b>			<b>Method: SW6020B</b>			<b>SW3050B</b>	<b>Analyst: AYA</b>	
Lead	20000		60	97	190	µg/Kg-dry	10	7/22/2020 2:25 PM
<b>Nonhalogenated Organics, GC/FID</b>			<b>Method: SW8015D</b>				<b>Analyst: SM2</b>	
Gasoline Range Organics C6-C10	1600	UH	1300	1600	2500	µg/Kg-dry	56.1	7/23/2020 3:18 AM
Surr: 1,2-Dichlorobenzene-d4	106	H		70-130		%Rec	56.1	7/23/2020 3:18 AM
<b>Percent Moisture</b>			<b>Method: ASTM-D2216</b>				<b>Analyst: NVJ</b>	
Percent Moisture	11		1.0	1.0	1.0	wt%	1	7/2/2020 7:30 AM

Revision v1

<b>Client:</b>	USACE Sacramento District	<b>Collection Date:</b>	6/24/2020 12:49:00 PM
<b>Project:</b>	Travis AFB Runway 21R/03L		
<b>Lab ID:</b>	2006518-021	<b>Matrix:</b>	Soil
<b>Client Sample ID:</b>	TAFBS-S-9		

Analysis	Result	Qual	DL	LOD	LOQ	Units	DF	Date Analyzed
<b>Petroleum Hydrocarbons</b>			<b>Method: SW8015D</b>			<b>SW3550C</b>	<b>Analyst: ANP</b>	
Diesel Range Organics C10-C28	740	U	670	740	1800	µg/Kg-dry	1	7/20/2020 7:09 PM
Surr: n-Eicosane	142	Q		60-130		%Rec	1	7/20/2020 7:09 PM
Surr: Squalene	130			60-130		%Rec	1	7/20/2020 7:09 PM
<b>Metals, ICP/MS</b>			<b>Method: SW6020B</b>			<b>SW3050B</b>	<b>Analyst: AYA</b>	
Lead	17000		61	99	200	µg/Kg-dry	10	7/22/2020 2:26 PM
<b>Nonhalogenated Organics, GC/FID</b>			<b>Method: SW8015D</b>				<b>Analyst: SM2</b>	
Gasoline Range Organics C6-C10	1500	UH	1300	1500	2400	µg/Kg-dry	55.2	7/23/2020 3:48 AM
Surr: 1,2-Dichlorobenzene-d4	102	H		70-130		%Rec	55.2	7/23/2020 3:48 AM
<b>Percent Moisture</b>			<b>Method: ASTM-D2216</b>				<b>Analyst: NVJ</b>	
Percent Moisture	9.7		1.0	1.0	1.0	wt%	1	7/2/2020 7:30 AM

Revision v1

<b>Client:</b>	USACE Sacramento District	<b>Collection Date:</b>	6/24/2020 12:59:00 PM
<b>Project:</b>	Travis AFB Runway 21R/03L		
<b>Lab ID:</b>	2006518-022	<b>Matrix:</b>	Soil
<b>Client Sample ID:</b>	TAFBS-S-8		

Analysis	Result	Qual	DL	LOD	LOQ	Units	DF	Date Analyzed
<b>Petroleum Hydrocarbons</b>			<b>Method: SW8015D</b>			<b>SW3550C</b>	<b>Analyst: DS</b>	
Diesel Range Organics C10-C28	730	U	660	730	1800	µg/Kg-dry	1	7/16/2020 5:42 PM
Surr: n-Eicosane	106			60-130		%Rec	1	7/16/2020 5:42 PM
Surr: Squalene	104			60-130		%Rec	1	7/16/2020 5:42 PM
<b>Metals, ICP/MS</b>			<b>Method: SW6020B</b>			<b>SW3050B</b>	<b>Analyst: AYA</b>	
Lead	28000		66	110	210	µg/Kg-dry	10	7/22/2020 2:27 PM
<b>Nonhalogenated Organics, GC/FID</b>			<b>Method: SW8015D</b>				<b>Analyst: SM2</b>	
Gasoline Range Organics C6-C10	1500	UH	1200	1500	2400	µg/Kg-dry	54.3	7/23/2020 4:18 AM
Surr: 1,2-Dichlorobenzene-d4	91.8	H		70-130		%Rec	54.3	7/23/2020 4:18 AM
<b>Percent Moisture</b>			<b>Method: ASTM-D2216</b>				<b>Analyst: NVJ</b>	
Percent Moisture	8.7		1.0	1.0	1.0	wt%	1	7/2/2020 7:30 AM

Revision v1

<b>Client:</b>	USACE Sacramento District	<b>Collection Date:</b>	6/24/2020 1:10:00 PM
<b>Project:</b>	Travis AFB Runway 21R/03L		
<b>Lab ID:</b>	2006518-023	<b>Matrix:</b>	Soil
<b>Client Sample ID:</b>	TAFBS-S-7		

Analysis	Result	Qual	DL	LOD	LOQ	Units	DF	Date Analyzed
<b>Petroleum Hydrocarbons</b>			<b>Method: SW8015D</b>			<b>SW3550C</b>	<b>Analyst: DS</b>	
Diesel Range Organics C10-C28	760	U	690	760	1900	µg/Kg-dry	1	7/16/2020 6:09 PM
Surr: n-Eicosane	114			60-130		%Rec	1	7/16/2020 6:09 PM
Surr: Squalene	123			60-130		%Rec	1	7/16/2020 6:09 PM
<b>Metals, ICP/MS</b>			<b>Method: SW6020B</b>			<b>SW3050B</b>	<b>Analyst: AYA</b>	
Lead	20000		64	100	210	µg/Kg-dry	10	7/22/2020 2:28 PM
<b>Nonhalogenated Organics, GC/FID</b>			<b>Method: SW8015D</b>				<b>Analyst: SM2</b>	
Gasoline Range Organics C6-C10	1600	UH	1300	1600	2600	µg/Kg-dry	56.4	7/23/2020 4:48 AM
Surr: 1,2-Dichlorobenzene-d4	90.8	H		70-130		%Rec	56.4	7/23/2020 4:48 AM
<b>Percent Moisture</b>			<b>Method: ASTM-D2216</b>				<b>Analyst: NVJ</b>	
Percent Moisture	13		1.0	1.0	1.0	wt%	1	7/2/2020 7:30 AM

<b>Client:</b>	USACE Sacramento District	<b>Collection Date:</b>	6/24/2020 1:18:00 PM
<b>Project:</b>	Travis AFB Runway 21R/03L		
<b>Lab ID:</b>	2006518-024	<b>Matrix:</b>	Soil
<b>Client Sample ID:</b>	TAFBS-S-74		

Analysis	Result	Qual	DL	LOD	LOQ	Units	DF	Date Analyzed
<b>Petroleum Hydrocarbons</b>			<b>Method: SW8015D</b>			<b>SW3550C</b>	<b>Analyst: DS</b>	
Diesel Range Organics C10-C28	750	U	680	750	1900	µg/Kg-dry	1	7/16/2020 6:37 PM
Surr: n-Eicosane	128			60-130		%Rec	1	7/16/2020 6:37 PM
Surr: Squalene	142	Q		60-130		%Rec	1	7/16/2020 6:37 PM
<b>Metals, ICP/MS</b>			<b>Method: SW6020B</b>			<b>SW3050B</b>	<b>Analyst: AYA</b>	
Lead	19000		64	100	210	µg/Kg-dry	10	7/22/2020 2:29 PM
<b>Nonhalogenated Organics, GC/FID</b>			<b>Method: SW8015D</b>				<b>Analyst: SM2</b>	
Gasoline Range Organics C6-C10	1600	UH	1300	1600	2500	µg/Kg-dry	56.5	7/23/2020 9:47 AM
Surr: 1,2-Dichlorobenzene-d4	80.6	H		70-130		%Rec	56.5	7/23/2020 9:47 AM
Surr: 1,2-Dichlorobenzene-d4	84.0	H		70-130		%Rec	56.5	7/23/2020 9:47 AM
<b>Percent Moisture</b>			<b>Method: ASTM-D2216</b>				<b>Analyst: NVJ</b>	
Percent Moisture	11		1.0	1.0	1.0	wt%	1	7/2/2020 7:30 AM

Revision v1

<b>Client:</b>	USACE Sacramento District	<b>Collection Date:</b>	6/24/2020 1:25:00 PM
<b>Project:</b>	Travis AFB Runway 21R/03L		
<b>Lab ID:</b>	2006518-025	<b>Matrix:</b>	Soil
<b>Client Sample ID:</b>	TAFBS-S-75		

Analysis	Result	Qual	DL	LOD	LOQ	Units	DF	Date Analyzed
<b>Petroleum Hydrocarbons</b>			<b>Method: SW8015D</b>			<b>SW3550C</b>	<b>Analyst: DS</b>	
Diesel Range Organics C10-C28	730	U	660	730	1800	µg/Kg-dry	1	7/16/2020 7:04 PM
Surr: n-Eicosane	118			60-130		%Rec	1	7/16/2020 7:04 PM
Surr: Squalene	120			60-130		%Rec	1	7/16/2020 7:04 PM
<b>Metals, ICP/MS</b>			<b>Method: SW6020B</b>			<b>SW3050B</b>	<b>Analyst: AYA</b>	
Lead	35000		65	110	210	µg/Kg-dry	10	7/22/2020 2:30 PM
<b>Nonhalogenated Organics, GC/FID</b>			<b>Method: SW8015D</b>				<b>Analyst: SM2</b>	
Gasoline Range Organics C6-C10	1500	UH	1200	1500	2400	µg/Kg-dry	54.5	7/23/2020 10:17 AM
Surr: 1,2-Dichlorobenzene-d4	90.2	H		70-130		%Rec	54.5	7/23/2020 10:17 AM
Surr: 1,2-Dichlorobenzene-d4	93.6	H		70-130		%Rec	54.5	7/23/2020 10:17 AM
<b>Percent Moisture</b>			<b>Method: ASTM-D2216</b>				<b>Analyst: NVJ</b>	
Percent Moisture	8.7		1.0	1.0	1.0	wt%	1	7/2/2020 7:30 AM



Revision v1

<b>Client:</b>	USACE Sacramento District	<b>Collection Date:</b>	6/24/2020 1:33:00 PM
<b>Project:</b>	Travis AFB Runway 21R/03L		
<b>Lab ID:</b>	2006518-026	<b>Matrix:</b>	Soil
<b>Client Sample ID:</b>	TAFBS-S-76		

Analysis	Result	Qual	DL	LOD	LOQ	Units	DF	Date Analyzed
<b>Petroleum Hydrocarbons</b>			<b>Method: SW8015D</b>			<b>SW3550C</b>	<b>Analyst: DS</b>	
Diesel Range Organics C10-C28	700	U	640	700	1800	µg/Kg-dry	1	7/16/2020 7:32 PM
Surr: n-Eicosane	135	Q		60-130		%Rec	1	7/16/2020 7:32 PM
Surr: Squalene	124			60-130		%Rec	1	7/16/2020 7:32 PM
<b>Metals, ICP/MS</b>			<b>Method: SW6020B</b>			<b>SW3050B</b>	<b>Analyst: AYA</b>	
Lead	9100		59	96	190	µg/Kg-dry	10	7/22/2020 2:30 PM
<b>Nonhalogenated Organics, GC/FID</b>			<b>Method: SW8015D</b>				<b>Analyst: SM2</b>	
Gasoline Range Organics C6-C10	1400	UH	1200	1400	2300	µg/Kg-dry	53.6	7/23/2020 10:47 AM
Surr: 1,2-Dichlorobenzene-d4	81.9	H		70-130		%Rec	53.6	7/23/2020 10:47 AM
Surr: 1,2-Dichlorobenzene-d4	82.2	H		70-130		%Rec	53.6	7/23/2020 10:47 AM
<b>Percent Moisture</b>			<b>Method: ASTM-D2216</b>				<b>Analyst: NVJ</b>	
Percent Moisture	5.4		1.0	1.0	1.0	wt%	1	7/2/2020 7:30 AM

Client: USACE Sacramento District

Project: Travis AFB Runway 21R/03L

Batch ID: 51998

Sample ID: <b>MB-51998</b>	Samp Type: <b>MBLK</b>	Test Code: <b>SW_8015S-DRO</b>	Units: <b>µg/Kg</b>	Prep Date: <b>7/6/2020</b>	RunNo: <b>119441</b>						
Client ID: <b>PBS</b>	Batch ID: <b>51998</b>	TestNo: <b>SW8015B</b>	<b>SW3550C</b>	Analysis Date: <b>7/10/2020</b>	SeqNo: <b>2314572</b>						
Analyte	Result	LOQ	SPK value	SPK Ref Val	%REC	Low Limit	High Limit	RPD Ref Value	%RPD	RPDLimit	Qual
Diesel Range Organics C10-C28	670	1700									U
Surr: n-Eicosane	470		499.0		94.1	60	130				
Surr: Squalene	430		499.0		86.2	60	130				

Sample ID: <b>LCS-51998-DRO</b>	Samp Type: <b>LCS</b>	Test Code: <b>SW_8015S-DRO</b>	Units: <b>µg/Kg</b>	Prep Date: <b>7/6/2020</b>	RunNo: <b>119441</b>						
Client ID: <b>LCSS</b>	Batch ID: <b>51998</b>	TestNo: <b>SW8015B</b>	<b>SW3550C</b>	Analysis Date: <b>7/10/2020</b>	SeqNo: <b>2314573</b>						
Analyte	Result	LOQ	SPK value	SPK Ref Val	%REC	Low Limit	High Limit	RPD Ref Value	%RPD	RPDLimit	Qual
Diesel Range Organics C10-C28	14000	1700	16640	0	82.5	38	132				
Surr: n-Eicosane	670		499.2		134	60	130				Q
Surr: Squalene	630		499.2		126	60	130				

Sample ID: <b>LCSD-51998-DRO</b>	Samp Type: <b>LCSD</b>	Test Code: <b>SW_8015S-DRO</b>	Units: <b>µg/Kg</b>	Prep Date: <b>7/6/2020</b>	RunNo: <b>119441</b>						
Client ID: <b>LCSS02</b>	Batch ID: <b>51998</b>	TestNo: <b>SW8015B</b>	<b>SW3550C</b>	Analysis Date: <b>7/10/2020</b>	SeqNo: <b>2314574</b>						
Analyte	Result	LOQ	SPK value	SPK Ref Val	%REC	Low Limit	High Limit	RPD Ref Value	%RPD	RPDLimit	Qual
Diesel Range Organics C10-C28	14000	1700	16650	0	83.5	38	132	13730	1.19	0	
Surr: n-Eicosane	690		499.5		139	60	130		0	0	Q
Surr: Squalene	680		499.5		136	60	130		0	0	Q

Sample ID: <b>2006481-025AMS</b>	Samp Type: <b>MS</b>	Test Code: <b>SW_8015S-DRO</b>	Units: <b>µg/Kg-dry</b>	Prep Date: <b>7/6/2020</b>	RunNo: <b>119441</b>						
Client ID: <b>ZZZZZZ</b>	Batch ID: <b>51998</b>	TestNo: <b>SW8015B</b>	<b>SW3550C</b>	Analysis Date: <b>7/11/2020</b>	SeqNo: <b>2314596</b>						
Analyte	Result	LOQ	SPK value	SPK Ref Val	%REC	Low Limit	High Limit	RPD Ref Value	%RPD	RPDLimit	Qual
Diesel Range Organics C10-C28	89000	5400	54090	0	165	38	132				Q
Surr: n-Eicosane	2000		1623		125	60	130				
Surr: Squalene	1400		1623		84.4	60	130				

Sample ID: <b>2006481-025AMSD</b>	Samp Type: <b>MSD</b>	Test Code: <b>SW_8015S-DRO</b>	Units: <b>µg/Kg-dry</b>	Prep Date: <b>7/6/2020</b>	RunNo: <b>119441</b>						
Client ID: <b>ZZZZZZ</b>	Batch ID: <b>51998</b>	TestNo: <b>SW8015B</b>	<b>SW3550C</b>	Analysis Date: <b>7/11/2020</b>	SeqNo: <b>2314597</b>						
Analyte	Result	LOQ	SPK value	SPK Ref Val	%REC	Low Limit	High Limit	RPD Ref Value	%RPD	RPDLimit	Qual
Diesel Range Organics C10-C28	69000	5400	54200	0	127	38	132	89120	26.0	20	R

**Client:** USACE Sacramento District

**Project:** Travis AFB Runway 21R/03L

**Batch ID:** 51998

Sample ID:	2006481-025AMSD	Samp Type:	MSD	Test Code:	SW_8015S-DRO	Units:	µg/Kg-dry	Prep Date:	7/6/2020	RunNo:	119441
Client ID:	ZZZZZZ	Batch ID:	51998	TestNo:	SW8015B	SW3550C		Analysis Date:	7/11/2020	SeqNo:	2314597
Analyte	Result	LOQ	SPK value	SPK Ref Val	%REC	Low Limit	High Limit	RPD Ref Value	%RPD	RPDLimit	Qual
Surr: n-Eicosane	2400		1626		147	60	130		0	20	Q
Surr: Squalene	1900		1626		120	60	130		0	20	

## RTI Laboratories, Inc. - QC SUMMARY REPORT

WO#: 2006518

Revision v1

Client: USACE Sacramento District

Project: Travis AFB Runway 21R/03L

Batch ID: 52012

Sample ID: <b>MB-52012</b>	Samp Type: <b>MBLK</b>	Test Code: <b>SW_8015S-DRO</b>	Units: <b>µg/Kg</b>	Prep Date: <b>7/7/2020</b>	RunNo: <b>119568</b>						
Client ID: <b>PBS</b>	Batch ID: <b>52012</b>	TestNo: <b>SW8015B</b>	<b>SW3550C</b>	Analysis Date: <b>7/17/2020</b>	SeqNo: <b>2317211</b>						
Analyte	Result	LOQ	SPK value	SPK Ref Val	%REC	Low Limit	High Limit	RPD Ref Value	%RPD	RPDLimit	Qual
Diesel Range Organics C10-C28	670	1700									U
Surr: n-Eicosane	550		498.8		110	60	130				
Surr: Squalene	510		498.8		103	60	130				

Sample ID: <b>LCS-52012</b>	Samp Type: <b>LCS</b>	Test Code: <b>SW_8015S-DRO</b>	Units: <b>µg/Kg</b>	Prep Date: <b>7/7/2020</b>	RunNo: <b>119568</b>						
Client ID: <b>LCSS</b>	Batch ID: <b>52012</b>	TestNo: <b>SW8015B</b>	<b>SW3550C</b>	Analysis Date: <b>7/17/2020</b>	SeqNo: <b>2317212</b>						
Analyte	Result	LOQ	SPK value	SPK Ref Val	%REC	Low Limit	High Limit	RPD Ref Value	%RPD	RPDLimit	Qual
Diesel Range Organics C10-C28	20000	1700	16640	0	121	38	132				
Surr: n-Eicosane	640		499.3		128	60	130				
Surr: Squalene	470		499.3		93.6	60	130				

Sample ID: <b>LCSD-52012</b>	Samp Type: <b>LCSD</b>	Test Code: <b>SW_8015S-DRO</b>	Units: <b>µg/Kg</b>	Prep Date: <b>7/7/2020</b>	RunNo: <b>119568</b>						
Client ID: <b>LCSS02</b>	Batch ID: <b>52012</b>	TestNo: <b>SW8015B</b>	<b>SW3550C</b>	Analysis Date: <b>7/17/2020</b>	SeqNo: <b>2317213</b>						
Analyte	Result	LOQ	SPK value	SPK Ref Val	%REC	Low Limit	High Limit	RPD Ref Value	%RPD	RPDLimit	Qual
Diesel Range Organics C10-C28	19000	1700	16630	0	115	38	132	20130	5.43	0	
Surr: n-Eicosane	630		499.0		126	60	130		0	0	
Surr: Squalene	430		499.0		85.7	60	130		0	0	

Sample ID: <b>2006518-015AMS</b>	Samp Type: <b>MS</b>	Test Code: <b>SW_8015S-DRO</b>	Units: <b>µg/Kg-dry</b>	Prep Date: <b>7/7/2020</b>	RunNo: <b>119590</b>						
Client ID: <b>TAFBS-S-15MS1</b>	Batch ID: <b>52012</b>	TestNo: <b>SW8015B</b>	<b>SW3550C</b>	Analysis Date: <b>7/20/2020</b>	SeqNo: <b>2317641</b>						
Analyte	Result	LOQ	SPK value	SPK Ref Val	%REC	Low Limit	High Limit	RPD Ref Value	%RPD	RPDLimit	Qual
Diesel Range Organics C10-C28	79000	5600	56120	0	141	38	132				Q
Surr: n-Eicosane	2600		1684		153	60	130				Q
Surr: Squalene	2100		1684		123	60	130				

Sample ID: <b>2006518-015AMSD</b>	Samp Type: <b>MSD</b>	Test Code: <b>SW_8015S-DRO</b>	Units: <b>µg/Kg-dry</b>	Prep Date: <b>7/7/2020</b>	RunNo: <b>119590</b>						
Client ID: <b>TAFBS-S-15SD1</b>	Batch ID: <b>52012</b>	TestNo: <b>SW8015B</b>	<b>SW3550C</b>	Analysis Date: <b>7/20/2020</b>	SeqNo: <b>2317642</b>						
Analyte	Result	LOQ	SPK value	SPK Ref Val	%REC	Low Limit	High Limit	RPD Ref Value	%RPD	RPDLimit	Qual
Diesel Range Organics C10-C28	99000	5600	56120	0	177	38	132	79250	22.4	20	RQ

**Client:** USACE Sacramento District  
**Project:** Travis AFB Runway 21R/03L

**Batch ID:** 52012

Sample ID:	2006518-015AMSD	Samp Type:	MSD	Test Code:	SW_8015S-DRO	Units:	µg/Kg-dry	Prep Date:	7/7/2020	RunNo:	119590
Client ID:	TAFBS-S-15SD1	Batch ID:	52012	TestNo:	SW8015B	SW3550C		Analysis Date:	7/20/2020	SeqNo:	2317642
Analyte	Result	LOQ	SPK value	SPK Ref Val	%REC	Low Limit	High Limit	RPD Ref Value	%RPD	RPDLimit	Qual
Surr: n-Eicosane	2800		1684		167	60	130		0	20	Q
Surr: Squalene	2300		1684		134	60	130		0	20	Q

Client: USACE Sacramento District

Project: Travis AFB Runway 21R/03L

Batch ID: 52015

Sample ID: <b>MB-52015</b>	Samp Type: <b>MBLK</b>	Test Code: <b>SW_8015S-DRO</b>	Units: <b>µg/Kg</b>	Prep Date: <b>7/8/2020</b>	RunNo: <b>119554</b>						
Client ID: <b>PBS</b>	Batch ID: <b>52015</b>	TestNo: <b>SW8015B</b>	<b>SW3550C</b>	Analysis Date: <b>7/16/2020</b>	SeqNo: <b>2316943</b>						
Analyte	Result	LOQ	SPK value	SPK Ref Val	%REC	Low Limit	High Limit	RPD Ref Value	%RPD	RPDLimit	Qual
Diesel Range Organics C10-C28	670	1700									U
Surr: n-Eicosane	580		499.3		116	60	130				
Surr: Squalene	590		499.3		118	60	130				

Sample ID: <b>LCS-52015</b>	Samp Type: <b>LCS</b>	Test Code: <b>SW_8015S-DRO</b>	Units: <b>µg/Kg</b>	Prep Date: <b>7/8/2020</b>	RunNo: <b>119554</b>						
Client ID: <b>LCSS</b>	Batch ID: <b>52015</b>	TestNo: <b>SW8015B</b>	<b>SW3550C</b>	Analysis Date: <b>7/16/2020</b>	SeqNo: <b>2316944</b>						
Analyte	Result	LOQ	SPK value	SPK Ref Val	%REC	Low Limit	High Limit	RPD Ref Value	%RPD	RPDLimit	Qual
Diesel Range Organics C10-C28	17000	1700	16630	0	102	38	132				
Surr: n-Eicosane	550		498.8		110	60	130				
Surr: Squalene	450		498.8		89.8	60	130				

Sample ID: <b>LCSD-52015</b>	Samp Type: <b>LCSD</b>	Test Code: <b>SW_8015S-DRO</b>	Units: <b>µg/Kg</b>	Prep Date: <b>7/8/2020</b>	RunNo: <b>119554</b>						
Client ID: <b>LCSS02</b>	Batch ID: <b>52015</b>	TestNo: <b>SW8015B</b>	<b>SW3550C</b>	Analysis Date: <b>7/16/2020</b>	SeqNo: <b>2316945</b>						
Analyte	Result	LOQ	SPK value	SPK Ref Val	%REC	Low Limit	High Limit	RPD Ref Value	%RPD	RPDLimit	Qual
Diesel Range Organics C10-C28	18000	1700	16640	0	106	38	132	17000	3.51	0	
Surr: n-Eicosane	600		499.2		120	60	130		0	0	
Surr: Squalene	440		499.2		88.3	60	130		0	0	

Sample ID: <b>2006583-006AMS</b>	Samp Type: <b>MS</b>	Test Code: <b>SW_8015S-DRO</b>	Units: <b>µg/Kg-dry</b>	Prep Date: <b>7/8/2020</b>	RunNo: <b>119554</b>						
Client ID: <b>ZZZZZZ</b>	Batch ID: <b>52015</b>	TestNo: <b>SW8015B</b>	<b>SW3550C</b>	Analysis Date: <b>7/16/2020</b>	SeqNo: <b>2316947</b>						
Analyte	Result	LOQ	SPK value	SPK Ref Val	%REC	Low Limit	High Limit	RPD Ref Value	%RPD	RPDLimit	Qual
Diesel Range Organics C10-C28	68000	5200	52420	0	129	38	132				
Surr: n-Eicosane	2500		1572		156	60	130				Q
Surr: Squalene	2200		1572		137	60	130				Q

Sample ID: <b>2006583-006AMSD</b>	Samp Type: <b>MSD</b>	Test Code: <b>SW_8015S-DRO</b>	Units: <b>µg/Kg-dry</b>	Prep Date: <b>7/8/2020</b>	RunNo: <b>119554</b>						
Client ID: <b>ZZZZZZ</b>	Batch ID: <b>52015</b>	TestNo: <b>SW8015B</b>	<b>SW3550C</b>	Analysis Date: <b>7/16/2020</b>	SeqNo: <b>2316948</b>						
Analyte	Result	LOQ	SPK value	SPK Ref Val	%REC	Low Limit	High Limit	RPD Ref Value	%RPD	RPDLimit	Qual
Diesel Range Organics C10-C28	78000	5300	52520	0	148	38	132	67850	13.8	20	Q

**Client:** USACE Sacramento District

**Project:** Travis AFB Runway 21R/03L

**Batch ID:** 52015

Sample ID:	2006583-006AMSD	Samp Type:	MSD	Test Code:	SW_8015S-DRO	Units:	µg/Kg-dry	Prep Date:	7/8/2020	RunNo:	119554	
Client ID:	ZZZZZZ	Batch ID:	52015	TestNo:	SW8015B	SW3550C		Analysis Date:	7/16/2020	SeqNo:	2316948	
Analyte		Result	LOQ	SPK value	SPK Ref Val	%REC	Low Limit	High Limit	RPD Ref Value	%RPD	RPDLimit	Qual
Surr: n-Eicosane		2500		1576		161	60	130		0	20	Q
Surr: Squalene		2100		1576		131	60	130		0	20	Q

Client: USACE Sacramento District

Project: Travis AFB Runway 21R/03L

Batch ID: 52066

Sample ID:	2006518-001AMS	Samp Type:	MS	Test Code:	SW_6020S	Units:	µg/Kg-dry	Prep Date:	7/16/2020	RunNo:	119517	
Client ID:	TAFBS-S-72MS1	Batch ID:	52066	TestNo:	SW6020A	SW3050B		Analysis Date:	7/16/2020	SeqNo:	2315860	
Analyte		Result	LOQ	SPK value	SPK Ref Val	%REC	Low Limit	High Limit	RPD Ref Value	%RPD	RPDLimit	Qual

Lead	28000	180	18070	6533	118	84	118					
------	-------	-----	-------	------	-----	----	-----	--	--	--	--	--

Sample ID:	2006518-001AMSD	Samp Type:	MSD	Test Code:	SW_6020S	Units:	µg/Kg-dry	Prep Date:	7/16/2020	RunNo:	119517	
Client ID:	TAFBS-S-72SD1	Batch ID:	52066	TestNo:	SW6020A	SW3050B		Analysis Date:	7/16/2020	SeqNo:	2315861	
Analyte		Result	LOQ	SPK value	SPK Ref Val	%REC	Low Limit	High Limit	RPD Ref Value	%RPD	RPDLimit	Qual

Lead	24000	180	17770	6533	100	84	118	27780	13.1	20		
------	-------	-----	-------	------	-----	----	-----	-------	------	----	--	--

Sample ID:	LCS-52066	Samp Type:	LCS	Test Code:	SW_6020S	Units:	µg/Kg	Prep Date:	7/16/2020	RunNo:	119517	
Client ID:	LCSS	Batch ID:	52066	TestNo:	SW6020A	SW3050B		Analysis Date:	7/16/2020	SeqNo:	2315899	
Analyte		Result	LOQ	SPK value	SPK Ref Val	%REC	Low Limit	High Limit	RPD Ref Value	%RPD	RPDLimit	Qual

Lead	19000	190	19230	0	100	84	118					
------	-------	-----	-------	---	-----	----	-----	--	--	--	--	--

Sample ID:	MB-52066	Samp Type:	MBLK	Test Code:	SW_6020S	Units:	µg/Kg	Prep Date:	7/16/2020	RunNo:	119517	
Client ID:	PBS	Batch ID:	52066	TestNo:	SW6020A	SW3050B		Analysis Date:	7/16/2020	SeqNo:	2315903	
Analyte		Result	LOQ	SPK value	SPK Ref Val	%REC	Low Limit	High Limit	RPD Ref Value	%RPD	RPDLimit	Qual

Lead	89	180										
------	----	-----	--	--	--	--	--	--	--	--	--	--

U



Client: USACE Sacramento District

Project: Travis AFB Runway 21R/03L

Batch ID: 52072

Sample ID:	2006518-004AMS	Samp Type:	MS	Test Code:	SW_6020S	Units:	µg/Kg-dry	Prep Date:	7/16/2020	RunNo:	119627
Client ID:	TAFBS-S-85MS1	Batch ID:	52072	TestNo:	SW6020A	SW3050B		Analysis Date:	7/22/2020	SeqNo:	2318081
Analyte	Result	LOQ	SPK value	SPK Ref Val	%REC	Low Limit	High Limit	RPD Ref Value	%RPD	RPDLimit	Qual
Lead	37000	200	20030	21140	76.9	84	118				Q

Sample ID:	2006518-004AMSD	Samp Type:	MSD	Test Code:	SW_6020S	Units:	µg/Kg-dry	Prep Date:	7/16/2020	RunNo:	119627
Client ID:	TAFBS-S-85SD1	Batch ID:	52072	TestNo:	SW6020A	SW3050B		Analysis Date:	7/22/2020	SeqNo:	2318082
Analyte	Result	LOQ	SPK value	SPK Ref Val	%REC	Low Limit	High Limit	RPD Ref Value	%RPD	RPDLimit	Qual
Lead	41000	200	20030	21140	100	84	118	36530	12.2	20	

Sample ID:	LCS-52072	Samp Type:	LCS	Test Code:	SW_6020S	Units:	µg/Kg	Prep Date:	7/16/2020	RunNo:	119627
Client ID:	LCSS	Batch ID:	52072	TestNo:	SW6020A	SW3050B		Analysis Date:	7/22/2020	SeqNo:	2318141
Analyte	Result	LOQ	SPK value	SPK Ref Val	%REC	Low Limit	High Limit	RPD Ref Value	%RPD	RPDLimit	Qual
Lead	17000	170	16670	0	104	84	118				

Sample ID:	MB-52072	Samp Type:	MBLK	Test Code:	SW_6020S	Units:	µg/Kg	Prep Date:	7/16/2020	RunNo:	119627
Client ID:	PBS	Batch ID:	52072	TestNo:	SW6020A	SW3050B		Analysis Date:	7/22/2020	SeqNo:	2318143
Analyte	Result	LOQ	SPK value	SPK Ref Val	%REC	Low Limit	High Limit	RPD Ref Value	%RPD	RPDLimit	Qual
Lead	85	170									U

Client: USACE Sacramento District

Project: Travis AFB Runway 21R/03L

Batch ID: 52077

Sample ID:	2006583-010AMS	Samp Type:	MS	Test Code:	SW_6020S	Units:	µg/Kg-dry	Prep Date:	7/20/2020	RunNo:	119627
Client ID:	ZZZZZZ	Batch ID:	52077	TestNo:	SW6020A	SW3050B		Analysis Date:	7/22/2020	SeqNo:	2318116
Analyte	Result	LOQ	SPK value	SPK Ref Val	%REC	Low Limit	High Limit	RPD Ref Value	%RPD	RPDLimit	Qual
Lead	32000	190	18920	17070	78.7	84	118				Q

Sample ID:	2006583-010AMSD	Samp Type:	MSD	Test Code:	SW_6020S	Units:	µg/Kg-dry	Prep Date:	7/20/2020	RunNo:	119627
Client ID:	ZZZZZZ	Batch ID:	52077	TestNo:	SW6020A	SW3050B		Analysis Date:	7/22/2020	SeqNo:	2318117
Analyte	Result	LOQ	SPK value	SPK Ref Val	%REC	Low Limit	High Limit	RPD Ref Value	%RPD	RPDLimit	Qual
Lead	79000	190	19260	17070	323	84	118	31950	85.2	20	RQ

Sample ID:	LCS-52077	Samp Type:	LCS	Test Code:	SW_6020S	Units:	µg/Kg	Prep Date:	7/20/2020	RunNo:	119627
Client ID:	LCSS	Batch ID:	52077	TestNo:	SW6020A	SW3050B		Analysis Date:	7/22/2020	SeqNo:	2318142
Analyte	Result	LOQ	SPK value	SPK Ref Val	%REC	Low Limit	High Limit	RPD Ref Value	%RPD	RPDLimit	Qual
Lead	19000	190	18520	0	103	84	118				

Sample ID:	MB-52077	Samp Type:	MBLK	Test Code:	SW_6020S	Units:	µg/Kg	Prep Date:	7/20/2020	RunNo:	119627
Client ID:	PBS	Batch ID:	52077	TestNo:	SW6020A	SW3050B		Analysis Date:	7/22/2020	SeqNo:	2318144
Analyte	Result	LOQ	SPK value	SPK Ref Val	%REC	Low Limit	High Limit	RPD Ref Value	%RPD	RPDLimit	Qual
Lead	93	190									U

Client: USACE Sacramento District

Project: Travis AFB Runway 21R/03L

Batch ID: 52164

Sample ID: <b>MB-52164</b>	Samp Type: <b>MBLK</b>	Test Code: <b>SW_8015S-DRO</b>	Units: <b>%Rec</b>	Prep Date: <b>7/31/2020</b>	RunNo: <b>119915</b>						
Client ID: <b>PBS</b>	Batch ID: <b>52164</b>	TestNo: <b>SW8015B</b>	<b>SW3550C</b>	Analysis Date: <b>8/4/2020</b>	SeqNo: <b>2323030</b>						
Analyte	Result	LOQ	SPK value	SPK Ref Val	%REC	Low Limit	High Limit	RPD Ref Value	%RPD	RPDLimit	Qual
Surr: n-Eicosane	300		499.5		59.5	60	130				Q
Surr: Squalene	600		499.5		121	60	130				

Sample ID: <b>LCS-52164-DRO</b>	Samp Type: <b>LCS</b>	Test Code: <b>SW_8015S-DRO</b>	Units: <b>%Rec</b>	Prep Date: <b>7/31/2020</b>	RunNo: <b>119915</b>						
Client ID: <b>LCSS</b>	Batch ID: <b>52164</b>	TestNo: <b>SW8015B</b>	<b>SW3550C</b>	Analysis Date: <b>8/4/2020</b>	SeqNo: <b>2323031</b>						
Analyte	Result	LOQ	SPK value	SPK Ref Val	%REC	Low Limit	High Limit	RPD Ref Value	%RPD	RPDLimit	Qual
Surr: n-Eicosane	390		499.8		77.2	60	130				
Surr: Squalene	630		499.8		127	60	130				

Sample ID: <b>LCSD-52164-DRO</b>	Samp Type: <b>LCSD</b>	Test Code: <b>SW_8015S-DRO</b>	Units: <b>%Rec</b>	Prep Date: <b>7/31/2020</b>	RunNo: <b>119915</b>						
Client ID: <b>LCSS02</b>	Batch ID: <b>52164</b>	TestNo: <b>SW8015B</b>	<b>SW3550C</b>	Analysis Date: <b>8/4/2020</b>	SeqNo: <b>2323032</b>						
Analyte	Result	LOQ	SPK value	SPK Ref Val	%REC	Low Limit	High Limit	RPD Ref Value	%RPD	RPDLimit	Qual
Surr: n-Eicosane	370		499.8		74.3	60	130		0	0	
Surr: Squalene	590		499.8		118	60	130		0	0	

Sample ID: <b>LCS-ORO</b>	Samp Type: <b>LCS</b>	Test Code: <b>SW_8015S-DRO</b>	Units: <b>%Rec</b>	Prep Date: <b>7/31/2020</b>	RunNo: <b>119915</b>						
Client ID: <b>LCSS</b>	Batch ID: <b>52164</b>	TestNo: <b>SW8015B</b>	<b>SW3550C</b>	Analysis Date: <b>8/4/2020</b>	SeqNo: <b>2323033</b>						
Analyte	Result	LOQ	SPK value	SPK Ref Val	%REC	Low Limit	High Limit	RPD Ref Value	%RPD	RPDLimit	Qual
Surr: n-Eicosane	280		499.8		56.2	60	130				Q
Surr: Squalene	620		499.8		125	60	130				

Sample ID: <b>LCSD-ORO</b>	Samp Type: <b>LCSD</b>	Test Code: <b>SW_8015S-DRO</b>	Units: <b>%Rec</b>	Prep Date: <b>7/31/2020</b>	RunNo: <b>119915</b>						
Client ID: <b>LCSS02</b>	Batch ID: <b>52164</b>	TestNo: <b>SW8015B</b>	<b>SW3550C</b>	Analysis Date: <b>8/4/2020</b>	SeqNo: <b>2323034</b>						
Analyte	Result	LOQ	SPK value	SPK Ref Val	%REC	Low Limit	High Limit	RPD Ref Value	%RPD	RPDLimit	Qual
Surr: n-Eicosane	260		499.8		52.7	60	130		0	0	Q
Surr: Squalene	620		499.8		124	60	130		0	0	

**Client:** USACE Sacramento District

**Project:** Travis AFB Runway 21R/03L

**Batch ID:** R119287

Sample ID:	2006481-017ADUP	Samp Type:	DUP	Test Code:	PMOIST	Units:	wt%	Prep Date:	7/2/2020	RunNo:	119287	
Client ID:	ZZZZZZ	Batch ID:	R119287	TestNo:	D2216			Analysis Date:	7/2/2020	SeqNo:	2311972	
Analyte		Result	LOQ	SPK value	SPK Ref Val	%REC	Low Limit	High Limit	RPD Ref Value	%RPD	RPDLimit	Qual

Percent Moisture	4.1	1.0							5.274	23.9	20	R
------------------	-----	-----	--	--	--	--	--	--	-------	------	----	---

Sample ID:	2006518-011ADUP	Samp Type:	DUP	Test Code:	PMOIST	Units:	wt%	Prep Date:	7/2/2020	RunNo:	119287	
Client ID:	TAFBS-S-73LR1	Batch ID:	R119287	TestNo:	D2216			Analysis Date:	7/2/2020	SeqNo:	2311992	
Analyte		Result	LOQ	SPK value	SPK Ref Val	%REC	Low Limit	High Limit	RPD Ref Value	%RPD	RPDLimit	Qual

Percent Moisture	7.1	1.0							6.696	5.53	20	
------------------	-----	-----	--	--	--	--	--	--	-------	------	----	--

**Client:** USACE Sacramento District

**Project:** Travis AFB Runway 21R/03L

**Batch ID:** R119288

Sample ID:	2006518-012ADUP	Samp Type:	DUP	Test Code:	PMOIST	Units:	wt%	Prep Date:	7/2/2020	RunNo:	119288	
Client ID:	TAFBS-S-18LR1	Batch ID:	R119288	TestNo:	D2216			Analysis Date:	7/2/2020	SeqNo:	2311776	
Analyte		Result	LOQ	SPK value	SPK Ref Val	%REC	Low Limit	High Limit	RPD Ref Value	%RPD	RPDLimit	Qual

Percent Moisture	8.4	1.0							8.357	1.08	20	
------------------	-----	-----	--	--	--	--	--	--	-------	------	----	--

Sample ID:	2006583-005ADUP	Samp Type:	DUP	Test Code:	PMOIST	Units:	wt%	Prep Date:	7/2/2020	RunNo:	119288	
Client ID:	ZZZZZZ	Batch ID:	R119288	TestNo:	D2216			Analysis Date:	7/2/2020	SeqNo:	2311796	
Analyte		Result	LOQ	SPK value	SPK Ref Val	%REC	Low Limit	High Limit	RPD Ref Value	%RPD	RPDLimit	Qual

Percent Moisture	5.4	1.0							5.613	3.74	20	
------------------	-----	-----	--	--	--	--	--	--	-------	------	----	--

Client: USACE Sacramento District

Project: Travis AFB Runway 21R/03L

Batch ID: R119717

Sample ID:	VOA8 LCS 072320	Samp Type:	LCS	Test Code:	SW_8015S-GRO	Units:	%Rec	Prep Date:	7/23/2020	RunNo:	119717
Client ID:	LCSS	Batch ID:	R119717	TestNo:	SW8015B			Analysis Date:	7/23/2020	SeqNo:	2319637
Analyte	Result	LOQ	SPK value	SPK Ref Val	%REC	Low Limit	High Limit	RPD Ref Value	%RPD	RPDLimit	Qual

Surr: Trifluorotoluene

0

Surr: 1,2-Dichlorobenzene-d4

40

50.00

80.9

70

130

Surr: 4-Bromofluorobenzene

0

Sample ID:	VOA8 MBLK 072320	Samp Type:	MBLK	Test Code:	SW_8015S-GRO	Units:	µg/Kg	Prep Date:	7/23/2020	RunNo:	119717
Client ID:	PBS	Batch ID:	R119717	TestNo:	SW8015B			Analysis Date:	7/23/2020	SeqNo:	2319639
Analyte	Result	LOQ	SPK value	SPK Ref Val	%REC	Low Limit	High Limit	RPD Ref Value	%RPD	RPDLimit	Qual

Gasoline Range Organics C6-C10

25

40

U

Surr: Trifluorotoluene

0

Surr: 1,2-Dichlorobenzene-d4

41

50.00

82.2

70

130

Surr: 4-Bromofluorobenzene

0

Sample ID:	2006330-007CMS	Samp Type:	MS	Test Code:	SW_8015S-GRO	Units:	%Rec	Prep Date:	7/23/2020	RunNo:	119717
Client ID:	ZZZZZZ	Batch ID:	R119717	TestNo:	SW8015B			Analysis Date:	7/23/2020	SeqNo:	2319657
Analyte	Result	LOQ	SPK value	SPK Ref Val	%REC	Low Limit	High Limit	RPD Ref Value	%RPD	RPDLimit	Qual

Surr: Trifluorotoluene

0

0

0

70

130

H

Surr: 1,2-Dichlorobenzene-d4

10000

10510

97.6

70

130

H

Surr: 4-Bromofluorobenzene

0

0

0

67

134

H

Sample ID:	2006330-007CMSD	Samp Type:	MSD	Test Code:	SW_8015S-GRO	Units:	%Rec	Prep Date:	7/23/2020	RunNo:	119717
Client ID:	ZZZZZZ	Batch ID:	R119717	TestNo:	SW8015B			Analysis Date:	7/23/2020	SeqNo:	2319658
Analyte	Result	LOQ	SPK value	SPK Ref Val	%REC	Low Limit	High Limit	RPD Ref Value	%RPD	RPDLimit	Qual

Surr: Trifluorotoluene

0

0

0

70

130

0

25

H

Surr: 1,2-Dichlorobenzene-d4

10000

10510

97.6

70

130

0

25

H

Surr: 4-Bromofluorobenzene

0

0

0

67

134

0

25

H

Client: USACE Sacramento District

Project: Travis AFB Runway 21R/03L

Batch ID: R120053

Sample ID:	VOA8 LCS 072120	Samp Type:	LCS	Test Code:	SW_8015S-GRO	Units:	µg/Kg	Prep Date:	7/21/2020	RunNo:	120053
Client ID:	LCSS	Batch ID:	R120053	TestNo:	SW8015B			Analysis Date:	7/21/2020	SeqNo:	2325256
Analyte	Result	LOQ	SPK value	SPK Ref Val	%REC	Low Limit	High Limit	RPD Ref Value	%RPD	RPDLimit	Qual

Gasoline Range Organics C6-C10	1000	40	1000	0	101	79	122				
Surr: Trifluorotoluene	0										
Surr: 1,2-Dichlorobenzene-d4	50		50.00		99.8	70	130				
Surr: 4-Bromofluorobenzene	0										

Sample ID:	VOA8 MBLK 072120	Samp Type:	MBLK	Test Code:	SW_8015S-GRO	Units:	µg/Kg	Prep Date:	7/21/2020	RunNo:	120053
Client ID:	PBS	Batch ID:	R120053	TestNo:	SW8015B			Analysis Date:	7/21/2020	SeqNo:	2325258
Analyte	Result	LOQ	SPK value	SPK Ref Val	%REC	Low Limit	High Limit	RPD Ref Value	%RPD	RPDLimit	Qual

Gasoline Range Organics C6-C10	25	40									U
Surr: Trifluorotoluene	0										
Surr: 1,2-Dichlorobenzene-d4	49		50.00		98.8	70	130				
Surr: 4-Bromofluorobenzene	0										

Sample ID:	2006518-006BMS	Samp Type:	MS	Test Code:	SW_8015S-GRO	Units:	µg/Kg-dry	Prep Date:	7/21/2020	RunNo:	120053
Client ID:	TAFBS-S-86MS1	Batch ID:	R120053	TestNo:	SW8015B			Analysis Date:	7/21/2020	SeqNo:	2325276
Analyte	Result	LOQ	SPK value	SPK Ref Val	%REC	Low Limit	High Limit	RPD Ref Value	%RPD	RPDLimit	Qual

Gasoline Range Organics C6-C10	56000	2200	54820	0	103	79	122				H
Surr: Trifluorotoluene	0		0		0	70	130				H
Surr: 1,2-Dichlorobenzene-d4	2700		2741		96.9	70	130				H
Surr: 4-Bromofluorobenzene	0		0		0	67	134				H

Sample ID:	2006518-006BMSD	Samp Type:	MSD	Test Code:	SW_8015S-GRO	Units:	µg/Kg-dry	Prep Date:	7/21/2020	RunNo:	120053
Client ID:	TAFBS-S-86SD1	Batch ID:	R120053	TestNo:	SW8015B			Analysis Date:	7/21/2020	SeqNo:	2325277
Analyte	Result	LOQ	SPK value	SPK Ref Val	%REC	Low Limit	High Limit	RPD Ref Value	%RPD	RPDLimit	Qual

Gasoline Range Organics C6-C10	56000	2200	54820	0	101	79	122	56270	1.20	25	H
Surr: Trifluorotoluene	0		0		0	70	130		0	25	H
Surr: 1,2-Dichlorobenzene-d4	2600		2741		96.5	70	130		0	25	H
Surr: 4-Bromofluorobenzene	0		0		0	67	134		0	25	H

**Client:** USACE Sacramento District

**Project:** Travis AFB Runway 21R/03L

**Batch ID:** R120056

Sample ID:	VOA8 LCS 072320	Samp Type:	LCS	Test Code:	SW_8015S-GRO	Units:	µg/Kg	Prep Date:	7/23/2020	RunNo:	120056	
Client ID:	LCSS	Batch ID:	R120056	TestNo:	SW8015B			Analysis Date:	7/23/2020	SeqNo:	2325316	
Analyte		Result	LOQ	SPK value	SPK Ref Val	%REC	Low Limit	High Limit	RPD Ref Value	%RPD	RPDLimit	Qual

Gasoline Range Organics C6-C10	1000	40	1000	0	102	79	122					
Surr: Trifluorotoluene	0											
Surr: 1,2-Dichlorobenzene-d4	42		50.00		83.2	70	130					
Surr: 4-Bromofluorobenzene	0											

Sample ID:	VOA8 MBLK 072320	Samp Type:	MBLK	Test Code:	SW_8015S-GRO	Units:	µg/Kg	Prep Date:	7/23/2020	RunNo:	120056	
Client ID:	PBS	Batch ID:	R120056	TestNo:	SW8015B			Analysis Date:	7/23/2020	SeqNo:	2325318	
Analyte		Result	LOQ	SPK value	SPK Ref Val	%REC	Low Limit	High Limit	RPD Ref Value	%RPD	RPDLimit	Qual

Gasoline Range Organics C6-C10	25	40										U
Surr: Trifluorotoluene	0											
Surr: 1,2-Dichlorobenzene-d4	44		50.00		87.1	70	130					
Surr: 4-Bromofluorobenzene	0											



Client: USACE Sacramento District

Project: Travis AFB Runway 21R/03L

Batch ID: R120065

Sample ID:	VOA8 LCS 072220	Samp Type:	LCS	Test Code:	SW_8015S-GRO	Units:	µg/Kg	Prep Date:	7/22/2020	RunNo:	120065	
Client ID:	LCSS	Batch ID:	R120065	TestNo:	SW8015B			Analysis Date:	7/22/2020	SeqNo:	2325565	
Analyte		Result	LOQ	SPK value	SPK Ref Val	%REC	Low Limit	High Limit	RPD Ref Value	%RPD	RPDLimit	Qual

Gasoline Range Organics C6-C10	950	40	1000	0	95.0	79	122				
Surr: Trifluorotoluene	0										
Surr: 1,2-Dichlorobenzene-d4	49		50.00		97.1	70	130				
Surr: 4-Bromofluorobenzene	0										

Sample ID:	VOA8 MBLK 072220	Samp Type:	MBLK	Test Code:	SW_8015S-GRO	Units:	µg/Kg	Prep Date:	7/22/2020	RunNo:	120065	
Client ID:	PBS	Batch ID:	R120065	TestNo:	SW8015B			Analysis Date:	7/22/2020	SeqNo:	2325567	
Analyte		Result	LOQ	SPK value	SPK Ref Val	%REC	Low Limit	High Limit	RPD Ref Value	%RPD	RPDLimit	Qual

Gasoline Range Organics C6-C10	25	40									U
Surr: Trifluorotoluene	0										
Surr: 1,2-Dichlorobenzene-d4	46		50.00		91.7	70	130				
Surr: 4-Bromofluorobenzene	0										

Sample ID:	2006518-023BMS	Samp Type:	MS	Test Code:	SW_8015S-GRO	Units:	µg/Kg-dry	Prep Date:	7/23/2020	RunNo:	120065	
Client ID:	TAFBS-S-7MS1	Batch ID:	R120065	TestNo:	SW8015B			Analysis Date:	7/23/2020	SeqNo:	2325586	
Analyte		Result	LOQ	SPK value	SPK Ref Val	%REC	Low Limit	High Limit	RPD Ref Value	%RPD	RPDLimit	Qual

Gasoline Range Organics C6-C10	71000	2600	64650	0	109	79	122				H
Surr: Trifluorotoluene	0		0		0	70	130				H
Surr: 1,2-Dichlorobenzene-d4	3600		3232		112	70	130				H
Surr: 4-Bromofluorobenzene	0		0		0	67	134				H

Sample ID:	2006518-023BMSD	Samp Type:	MSD	Test Code:	SW_8015S-GRO	Units:	µg/Kg-dry	Prep Date:	7/23/2020	RunNo:	120065		
Client ID:	TAFBS-S-7SD1	Batch ID:	R120065	TestNo:	SW8015B			Analysis Date:	7/23/2020	SeqNo:	2325588		
Analyte		Result	LOQ	SPK value	SPK Ref Val		%REC	Low Limit	High Limit	RPD Ref Value	%RPD	RPDLimit	Qual

Gasoline Range Organics C6-C10	71000	2600	64650	0	110	79	122	70530	0.636	25	H
Surr: Trifluorotoluene	0		0		0	70	130		0	25	H
Surr: 1,2-Dichlorobenzene-d4	3600		3232		110	70	130		0	25	H
Surr: 4-Bromofluorobenzene	0		0		0	67	134		0	25	H

## Form I

CLIENT SAMPLE NO.

TAFBS-S-72

Lab Name: RTI Laboratories, Inc. Contract:Lab Code: GLEN01 ClientID: USA17 SAS No.: SDG No.: 2006518Matrix: Soil Lab Sample ID: 2006518-001BSample wt/vol: G Lab File ID: Vial:Level: (low/med) LOW Date Collected: 6/24/2020 7:25 AM% Moisture: 9.2534 Date Received: 6/25/2020 10:00 AMExtract Volume: (ul) Date Analyzed: 7/21/2020 12:10 PMSeq Number: 2325270 Dilution Factor: 54.60GC Column: RTX-624 30m Batch ID: R120053Column ID: 0.25mm, 1.4um (mm)

CAS NO. COMPOUND CONC. UNITS: µg/Kg-dry Q DL LOD LOQ

GRO	Gasoline Range Organics C6-C10	1500	UH	1300	1500	2400
-----	--------------------------------	------	----	------	------	------

SW8015B

## Form I

CLIENT SAMPLE NO.

TAFBS-S-83

Lab Name: RTI Laboratories, Inc. Contract:Lab Code: GLEN01 ClientID: USA17 SAS No.: SDG No.: 2006518Matrix: Soil Lab Sample ID: 2006518-002BSample wt/vol: G Lab File ID: Vial:Level: (low/med) LOW Date Collected: 6/24/2020 7:52 AM% Moisture: 8.1734 Date Received: 6/25/2020 10:00 AMExtract Volume: (ul) Date Analyzed: 7/21/2020 12:40 PMSeq Number: 2325271 Dilution Factor: 54.10GC Column: RTX-624 30m Batch ID: R120053Column ID: 0.25mm, 1.4um (mm)

CAS NO. COMPOUND CONC. UNITS: µg/Kg-dry Q DL LOD LOQ

GRO	Gasoline Range Organics C6-C10	1500	UH	1200	1500	2400
-----	--------------------------------	------	----	------	------	------

SW8015B

## Form I

CLIENT SAMPLE NO.

TAFBS-S-84

Lab Name: RTI Laboratories, Inc. Contract:Lab Code: GLEN01 ClientID: USA17 SAS No.: SDG No.: 2006518Matrix: Soil Lab Sample ID: 2006518-003BSample wt/vol: G Lab File ID: Vial:Level: (low/med) LOW Date Collected: 6/24/2020 8:19 AM% Moisture: 6.0481 Date Received: 6/25/2020 10:00 AMExtract Volume: (ul) Date Analyzed: 7/21/2020 1:10 PMSeq Number: 2325272 Dilution Factor: 53.00GC Column: RTX-624 30m Batch ID: R120053Column ID: 0.25mm, 1.4um (mm)

CAS NO. COMPOUND CONC. UNITS: µg/Kg-dry Q DL LOD LOQ

GRO	Gasoline Range Organics C6-C10	1400	UH	1200	1400	2300
-----	--------------------------------	------	----	------	------	------

SW8015B

## Form I

CLIENT SAMPLE NO.

TAFBS-S-85

Lab Name: RTI Laboratories, Inc. Contract:Lab Code: GLEN01 ClientID: USA17 SAS No.: SDG No.: 2006518Matrix: Soil Lab Sample ID: 2006518-004BSample wt/vol: G Lab File ID: Vial:Level: (low/med) LOW Date Collected: 6/24/2020 8:34 AM% Moisture: 5.784 Date Received: 6/25/2020 10:00 AMExtract Volume: (ul) Date Analyzed: 7/21/2020 1:40 PMSeq Number: 2325273 Dilution Factor: 52.90GC Column: RTX-624 30m Batch ID: R120053Column ID: 0.25mm, 1.4um (mm)

CAS NO. COMPOUND CONC. UNITS: µg/Kg-dry Q DL LOD LOQ

GRO	Gasoline Range Organics C6-C10	1400	UH	1200	1400	2200
-----	--------------------------------	------	----	------	------	------

SW8015B

## Form I

CLIENT SAMPLE NO.

TAFBS-S-82

Lab Name: RTI Laboratories, Inc. Contract:Lab Code: GLEN01 ClientID: USA17 SAS No.: SDG No.: 2006518Matrix: Soil Lab Sample ID: 2006518-005BSample wt/vol: G Lab File ID: Vial:Level: (low/med) LOW Date Collected: 6/24/2020 8:59 AM% Moisture: 3.9118 Date Received: 6/25/2020 10:00 AMExtract Volume: (ul) Date Analyzed: 7/21/2020 2:10 PMSeq Number: 2325274 Dilution Factor: 52.00GC Column: RTX-624 30m Batch ID: R120053Column ID: 0.25mm, 1.4um (mm)

CAS NO. COMPOUND CONC. UNITS: µg/Kg-dry Q DL LOD LOQ

GRO	Gasoline Range Organics C6-C10	1400	UH	1100	1400	2200
-----	--------------------------------	------	----	------	------	------

SW8015B

## Form I

CLIENT SAMPLE NO.

TAFBS-S-86

Lab Name: RTI Laboratories, Inc. Contract:Lab Code: GLEN01 ClientID: USA17 SAS No.: SDG No.: 2006518Matrix: Soil Lab Sample ID: 2006518-006BSample wt/vol: G Lab File ID: Vial:Level: (low/med) LOW Date Collected: 6/24/2020 9:11 AM% Moisture: 4.5977 Date Received: 6/25/2020 10:00 AMExtract Volume: (ul) Date Analyzed: 7/21/2020 2:40 PMSeq Number: 2325275 Dilution Factor: 52.30GC Column: RTX-624 30m Batch ID: R120053Column ID: 0.25mm, 1.4um (mm)

CAS NO. COMPOUND CONC. UNITS: µg/Kg-dry Q DL LOD LOQ

GRO	Gasoline Range Organics C6-C10	1400	UH	1100	1400	2200
-----	--------------------------------	------	----	------	------	------

SW8015B

## Form I

CLIENT SAMPLE NO.

TAFBS-S-87

Lab Name: RTI Laboratories, Inc. Contract:Lab Code: GLEN01 ClientID: USA17 SAS No.: SDG No.: 2006518Matrix: Soil Lab Sample ID: 2006518-007BSample wt/vol: G Lab File ID: Vial:Level: (low/med) LOW Date Collected: 6/24/2020 9:29 AM% Moisture: 6.6064 Date Received: 6/25/2020 10:00 AMExtract Volume: (ul) Date Analyzed: 7/22/2020 8:49 PMSeq Number: 2325568 Dilution Factor: 53.30GC Column: RTX-624 30m Batch ID: R120065Column ID: 0.25mm, 1.4um (mm)

CAS NO. COMPOUND CONC. UNITS: µg/Kg-dry Q DL LOD LOQ

GRO	Gasoline Range Organics C6-C10	1400	UH	1200	1400	2300
-----	--------------------------------	------	----	------	------	------

SW8015B



## Form I

CLIENT SAMPLE NO.

TAFBS-S-88

Lab Name: RTI Laboratories, Inc. Contract:Lab Code: GLEN01 ClientID: USA17 SAS No.: SDG No.: 2006518Matrix: Soil Lab Sample ID: 2006518-008BSample wt/vol: G Lab File ID: Vial:Level: (low/med) LOW Date Collected: 6/24/2020 9:41 AM% Moisture: 4.7872 Date Received: 6/25/2020 10:00 AMExtract Volume: (ul) Date Analyzed: 7/22/2020 9:19 PMSeq Number: 2325569 Dilution Factor: 52.40GC Column: RTX-624 30m Batch ID: R120065Column ID: 0.25mm, 1.4um (mm)CAS NO. COMPOUND CONC. UNITS:  $\mu\text{g/Kg-dry}$  Q DL LOD LOQ

GRO	Gasoline Range Organics C6-C10	1400	UH	1100	1400	2200
-----	--------------------------------	------	----	------	------	------

SW8015B

## Form I

CLIENT SAMPLE NO.

TAFBS-S-89

Lab Name: RTI Laboratories, Inc. Contract:Lab Code: GLEN01 ClientID: USA17 SAS No.: SDG No.: 2006518Matrix: Soil Lab Sample ID: 2006518-009BSample wt/vol: G Lab File ID: Vial:Level: (low/med) LOW Date Collected: 6/24/2020 9:52 AM% Moisture: 6.484 Date Received: 6/25/2020 10:00 AMExtract Volume: (ul) Date Analyzed: 7/22/2020 9:49 PMSeq Number: 2325570 Dilution Factor: 54.80GC Column: RTX-624 30m Batch ID: R120065Column ID: 0.25mm, 1.4um (mm)CAS NO. COMPOUND CONC. UNITS:  $\mu\text{g/Kg-dry}$  Q DL LOD LOQ

GRO	Gasoline Range Organics C6-C10	1500	UH	1200	1500	2300
-----	--------------------------------	------	----	------	------	------

SW8015B

## Form I

CLIENT SAMPLE NO.

TAFBS-S-90

Lab Name: RTI Laboratories, Inc. Contract:Lab Code: GLEN01 ClientID: USA17 SAS No.: SDG No.: 2006518Matrix: Soil Lab Sample ID: 2006518-010BSample wt/vol: G Lab File ID: Vial:Level: (low/med) LOW Date Collected: 6/24/2020 10:03 AM% Moisture: 6.2099 Date Received: 6/25/2020 10:00 AMExtract Volume: (ul) Date Analyzed: 7/22/2020 10:19 PMSeq Number: 2325571 Dilution Factor: 53.90GC Column: RTX-624 30m Batch ID: R120065Column ID: 0.25mm, 1.4um (mm)

CAS NO. COMPOUND CONC. UNITS: µg/Kg-dry Q DL LOD LOQ

GRO	Gasoline Range Organics C6-C10	1400	UH	1200	1400	2300
-----	--------------------------------	------	----	------	------	------

SW8015B

## Form I

CLIENT SAMPLE NO.

TAFBS-S-73

Lab Name: RTI Laboratories, Inc. Contract:Lab Code: GLEN01 ClientID: USA17 SAS No.: SDG No.: 2006518Matrix: Soil Lab Sample ID: 2006518-011BSample wt/vol: G Lab File ID: Vial:Level: (low/med) LOW Date Collected: 6/24/2020 10:27 AM% Moisture: 6.6955 Date Received: 6/25/2020 10:00 AMExtract Volume: (ul) Date Analyzed: 7/22/2020 10:48 PMSeq Number: 2325572 Dilution Factor: 56.00GC Column: RTX-624 30m Batch ID: R120065Column ID: 0.25mm, 1.4um (mm)

CAS NO. COMPOUND CONC. UNITS: µg/Kg-dry Q DL LOD LOQ

GRO	Gasoline Range Organics C6-C10	1500	UH	1200	1500	2400
-----	--------------------------------	------	----	------	------	------

SW8015B

## Form I

CLIENT SAMPLE NO.

TAFBS-S-18

Lab Name: RTI Laboratories, Inc. Contract:Lab Code: GLEN01 ClientID: USA17 SAS No.: SDG No.: 2006518Matrix: Soil Lab Sample ID: 2006518-012BSample wt/vol: G Lab File ID: Vial:Level: (low/med) LOW Date Collected: 6/24/2020 11:12 AM% Moisture: 8.3574 Date Received: 6/25/2020 10:00 AMExtract Volume: (ul) Date Analyzed: 7/22/2020 11:18 PMSeq Number: 2325573 Dilution Factor: 54.20GC Column: RTX-624 30m Batch ID: R120065Column ID: 0.25mm, 1.4um (mm)

CAS NO. COMPOUND CONC. UNITS: µg/Kg-dry Q DL LOD LOQ

GRO	Gasoline Range Organics C6-C10	1500	UH	1200	1500	2400
-----	--------------------------------	------	----	------	------	------

SW8015B

## Form I

CLIENT SAMPLE NO.

TAFBS-S-17

Lab Name: RTI Laboratories, Inc. Contract:Lab Code: GLEN01 ClientID: USA17 SAS No.: SDG No.: 2006518Matrix: Soil Lab Sample ID: 2006518-013BSample wt/vol: G Lab File ID: Vial:Level: (low/med) LOW Date Collected: 6/24/2020 11:44 AM% Moisture: 5.7244 Date Received: 6/25/2020 10:00 AMExtract Volume: (ul) Date Analyzed: 7/22/2020 11:48 PMSeq Number: 2325574 Dilution Factor: 53.70GC Column: RTX-624 30m Batch ID: R120065Column ID: 0.25mm, 1.4um (mm)

CAS NO. COMPOUND CONC. UNITS: µg/Kg-dry Q DL LOD LOQ

GRO	Gasoline Range Organics C6-C10	1400	UH	1200	1400	2300
-----	--------------------------------	------	----	------	------	------

SW8015B

## Form I

CLIENT SAMPLE NO.

TAFBS-S-16

Lab Name: RTI Laboratories, Inc. Contract:Lab Code: GLEN01 ClientID: USA17 SAS No.: SDG No.: 2006518Matrix: Soil Lab Sample ID: 2006518-014BSample wt/vol: G Lab File ID: Vial:Level: (low/med) LOW Date Collected: 6/24/2020 11:53 AM% Moisture: 7.0113 Date Received: 6/25/2020 10:00 AMExtract Volume: (ul) Date Analyzed: 7/23/2020 12:18 AMSeq Number: 2325575 Dilution Factor: 55.60GC Column: RTX-624 30m Batch ID: R120065Column ID: 0.25mm, 1.4um (mm)

CAS NO. COMPOUND CONC. UNITS: µg/Kg-dry Q DL LOD LOQ

GRO	Gasoline Range Organics C6-C10	1500	UH	1200	1500	2400
-----	--------------------------------	------	----	------	------	------

SW8015B

## Form I

CLIENT SAMPLE NO.

TAFBS-S-15

Lab Name: RTI Laboratories, Inc. Contract:Lab Code: GLEN01 ClientID: USA17 SAS No.: SDG No.: 2006518Matrix: Soil Lab Sample ID: 2006518-015BSample wt/vol: G Lab File ID: Vial:Level: (low/med) LOW Date Collected: 6/24/2020 12:00 PM% Moisture: 11.3437 Date Received: 6/25/2020 10:00 AMExtract Volume: (ul) Date Analyzed: 7/23/2020 12:48 AMSeq Number: 2325576 Dilution Factor: 56.70GC Column: RTX-624 30m Batch ID: R120065Column ID: 0.25mm, 1.4um (mm)

CAS NO. COMPOUND CONC. UNITS: µg/Kg-dry Q DL LOD LOQ

GRO	Gasoline Range Organics C6-C10	1600	UH	1300	1600	2600
-----	--------------------------------	------	----	------	------	------

SW8015B



## Form I

CLIENT SAMPLE NO.

TAFBS-S-14

Lab Name: RTI Laboratories, Inc. Contract:Lab Code: GLEN01 ClientID: USA17 SAS No.: SDG No.: 2006518Matrix: Soil Lab Sample ID: 2006518-016BSample wt/vol: G Lab File ID: Vial:Level: (low/med) LOW Date Collected: 6/24/2020 12:09 PM% Moisture: 12.4912 Date Received: 6/25/2020 10:00 AMExtract Volume: (ul) Date Analyzed: 7/23/2020 1:18 AMSeq Number: 2325577 Dilution Factor: 56.20GC Column: RTX-624 30m Batch ID: R120065Column ID: 0.25mm, 1.4um (mm)

CAS NO. COMPOUND CONC. UNITS: µg/Kg-dry Q DL LOD LOQ

GRO	Gasoline Range Organics C6-C10	1600	UH	1300	1600	2600
-----	--------------------------------	------	----	------	------	------

SW8015B

## Form I

CLIENT SAMPLE NO.

TAFBS-S-13

Lab Name: RTI Laboratories, Inc. Contract:Lab Code: GLEN01 ClientID: USA17 SAS No.: SDG No.: 2006518Matrix: Soil Lab Sample ID: 2006518-017BSample wt/vol: G Lab File ID: Vial:Level: (low/med) LOW Date Collected: 6/24/2020 12:18 PM% Moisture: 8.2211 Date Received: 6/25/2020 10:00 AMExtract Volume: (ul) Date Analyzed: 7/23/2020 1:48 AMSeq Number: 2325578 Dilution Factor: 54.50GC Column: RTX-624 30m Batch ID: R120065Column ID: 0.25mm, 1.4um (mm)

CAS NO. COMPOUND CONC. UNITS: µg/Kg-dry Q DL LOD LOQ

GRO	Gasoline Range Organics C6-C10	1500	UH	1200	1500	2400
-----	--------------------------------	------	----	------	------	------

SW8015B

## Form I

CLIENT SAMPLE NO.

TAFBS-S-12

Lab Name: RTI Laboratories, Inc. Contract:Lab Code: GLEN01ClientID: USA17

SAS No.:

SDG No.: 2006518Matrix: SoilLab Sample ID: 2006518-018BSample wt/vol: GLab File ID: Vial:Level: (low/med) LOWDate Collected: 6/24/2020 12:26 PM% Moisture: 7.4791Date Received: 6/25/2020 10:00 AMExtract Volume: (ul)Date Analyzed: 7/23/2020 2:18 AMSeq Number: 2325579Dilution Factor: 58.00GC Column: RTX-624 30mBatch ID: R120065Column ID: 0.25mm, 1.4um (mm)

CAS NO.	COMPOUND	CONC.	UNITS: µg/Kg-dry	Q	DL	LOD	LOQ
GRO	Gasoline Range Organics C6-C10	1600	UH	1300	1600	2500	

SW8015B

## Form I

CLIENT SAMPLE NO.

TAFBS-S-11

Lab Name: RTI Laboratories, Inc. Contract:Lab Code: GLEN01 ClientID: USA17 SAS No.: SDG No.: 2006518Matrix: Soil Lab Sample ID: 2006518-019BSample wt/vol: G Lab File ID: Vial:Level: (low/med) LOW Date Collected: 6/24/2020 12:35 PM% Moisture: 10.8866 Date Received: 6/25/2020 10:00 AMExtract Volume: (ul) Date Analyzed: 7/23/2020 2:48 AMSeq Number: 2325580 Dilution Factor: 55.40GC Column: RTX-624 30m Batch ID: R120065Column ID: 0.25mm, 1.4um (mm)

CAS NO. COMPOUND CONC. UNITS: µg/Kg-dry Q DL LOD LOQ

GRO	Gasoline Range Organics C6-C10	1600	UH	1300	1600	2500
-----	--------------------------------	------	----	------	------	------

SW8015B

## Form I

CLIENT SAMPLE NO.

TAFBS-S-10

Lab Name: RTI Laboratories, Inc. Contract:Lab Code: GLEN01 ClientID: USA17 SAS No.: SDG No.: 2006518Matrix: Soil Lab Sample ID: 2006518-020BSample wt/vol: G Lab File ID: Vial:Level: (low/med) LOW Date Collected: 6/24/2020 12:41 PM% Moisture: 11.0629 Date Received: 6/25/2020 10:00 AMExtract Volume: (ul) Date Analyzed: 7/23/2020 3:18 AMSeq Number: 2325581 Dilution Factor: 56.10GC Column: RTX-624 30m Batch ID: R120065Column ID: 0.25mm, 1.4um (mm)

CAS NO. COMPOUND CONC. UNITS: µg/Kg-dry Q DL LOD LOQ

GRO	Gasoline Range Organics C6-C10	1600	UH	1300	1600	2500
-----	--------------------------------	------	----	------	------	------

SW8015B

## Form I

CLIENT SAMPLE NO.

TAFBS-S-9

Lab Name: RTI Laboratories, Inc. Contract:Lab Code: GLEN01 ClientID: USA17 SAS No.: SDG No.: 2006518Matrix: Soil Lab Sample ID: 2006518-021BSample wt/vol: G Lab File ID: Vial:Level: (low/med) LOW Date Collected: 6/24/2020 12:49 PM% Moisture: 9.7212 Date Received: 6/25/2020 10:00 AMExtract Volume: (ul) Date Analyzed: 7/23/2020 3:48 AMSeq Number: 2325582 Dilution Factor: 55.20GC Column: RTX-624 30m Batch ID: R120065Column ID: 0.25mm, 1.4um (mm)

CAS NO. COMPOUND CONC. UNITS: µg/Kg-dry Q DL LOD LOQ

GRO	Gasoline Range Organics C6-C10	1500	UH	1300	1500	2400
-----	--------------------------------	------	----	------	------	------

SW8015B

## Form I

CLIENT SAMPLE NO.

TAFBS-S-8

Lab Name: RTI Laboratories, Inc. Contract:Lab Code: GLEN01 ClientID: USA17 SAS No.: SDG No.: 2006518Matrix: Soil Lab Sample ID: 2006518-022BSample wt/vol: G Lab File ID: Vial:Level: (low/med) LOW Date Collected: 6/24/2020 12:59 PM% Moisture: 8.6505 Date Received: 6/25/2020 10:00 AMExtract Volume: (ul) Date Analyzed: 7/23/2020 4:18 AMSeq Number: 2325583 Dilution Factor: 54.30GC Column: RTX-624 30m Batch ID: R120065Column ID: 0.25mm, 1.4um (mm)

CAS NO. COMPOUND CONC. UNITS: µg/Kg-dry Q DL LOD LOQ

GRO	Gasoline Range Organics C6-C10	1500	UH	1200	1500	2400
-----	--------------------------------	------	----	------	------	------

SW8015B

## Form I

CLIENT SAMPLE NO.

TAFBS-S-7

Lab Name: RTI Laboratories, Inc. Contract:Lab Code: GLEN01 ClientID: USA17 SAS No.: SDG No.: 2006518Matrix: Soil Lab Sample ID: 2006518-023BSample wt/vol: G Lab File ID: Vial:Level: (low/med) LOW Date Collected: 6/24/2020 1:10 PM% Moisture: 12.7572 Date Received: 6/25/2020 10:00 AMExtract Volume: (ul) Date Analyzed: 7/23/2020 4:48 AMSeq Number: 2325585 Dilution Factor: 56.40GC Column: RTX-624 30m Batch ID: R120065Column ID: 0.25mm, 1.4um (mm)CAS NO. COMPOUND CONC. UNITS:  $\mu\text{g/Kg-dry}$  Q DL LOD LOQ

GRO	Gasoline Range Organics C6-C10	1600	UH	1300	1600	2600
-----	--------------------------------	------	----	------	------	------

SW8015B



## Form I

CLIENT SAMPLE NO.

TAFBS-S-74

Lab Name: RTI Laboratories, Inc. Contract:Lab Code: GLEN01 ClientID: USA17 SAS No.: SDG No.: 2006518Matrix: Soil Lab Sample ID: 2006518-024BSample wt/vol: G Lab File ID: Vial:Level: (low/med) LOW Date Collected: 6/24/2020 1:18 PM% Moisture: 11.0482 Date Received: 6/25/2020 10:00 AMExtract Volume: (ul) Date Analyzed: 7/23/2020 9:47 AMSeq Number: 2319640 Dilution Factor: 56.50GC Column: RTX-624 30m Batch ID: R119717Column ID: 0.25mm, 1.4um (mm)

CAS NO. COMPOUND CONC. UNITS: µg/Kg-dry Q DL LOD LOQ

GRO	Gasoline Range Organics C6-C10	1600	UH	1300	1600	2500
-----	--------------------------------	------	----	------	------	------

SW8015B

## Form I

CLIENT SAMPLE NO.

TAFBS-S-75

Lab Name: RTI Laboratories, Inc. Contract:Lab Code: GLEN01 ClientID: USA17 SAS No.: SDG No.: 2006518Matrix: Soil Lab Sample ID: 2006518-025BSample wt/vol: G Lab File ID: Vial:Level: (low/med) LOW Date Collected: 6/24/2020 1:25 PM% Moisture: 8.7482 Date Received: 6/25/2020 10:00 AMExtract Volume: (ul) Date Analyzed: 7/23/2020 10:17 AMSeq Number: 2319641 Dilution Factor: 54.50GC Column: RTX-624 30m Batch ID: R119717Column ID: 0.25mm, 1.4um (mm)

CAS NO. COMPOUND CONC. UNITS: µg/Kg-dry Q DL LOD LOQ

GRO	Gasoline Range Organics C6-C10	1500	UH	1200	1500	2400
-----	--------------------------------	------	----	------	------	------

SW8015B

## Form I

CLIENT SAMPLE NO.

TAFBS-S-76

Lab Name: RTI Laboratories, Inc. Contract:Lab Code: GLEN01 ClientID: USA17 SAS No.: SDG No.: 2006518Matrix: Soil Lab Sample ID: 2006518-026BSample wt/vol: G Lab File ID: Vial:Level: (low/med) LOW Date Collected: 6/24/2020 1:33 PM% Moisture: 5.3957 Date Received: 6/25/2020 10:00 AMExtract Volume: (ul) Date Analyzed: 7/23/2020 10:47 AMSeq Number: 2319642 Dilution Factor: 53.60GC Column: RTX-624 30m Batch ID: R119717Column ID: 0.25mm, 1.4um (mm)

CAS NO. COMPOUND CONC. UNITS: µg/Kg-dry Q DL LOD LOQ

GRO	Gasoline Range Organics C6-C10	1400	UH	1200	1400	2300
-----	--------------------------------	------	----	------	------	------

SW8015B

## Form I

CLIENT SAMPLE NO.

VOA8 MBLK 072320

Lab Name: RTI Laboratories, Inc. Contract:Lab Code: GLEN01ClientID: USA17

SAS No.:

SDG No.: 2006518Matrix: SolidLab Sample ID: VOA8 MBLK 072320Sample wt/vol: GLab File ID: Vial:Level: (low/med) LOW

Date Collected:

% Moisture:

N/A

Date Received:

Extract Volume: (ul)Date Analyzed: 7/23/2020 9:17 AMSeq Number: 2319639Dilution Factor: 1.00GC Column: RTX-624 30mBatch ID: R119717Column ID: 0.25mm, 1.4um (mm)

CAS NO.	COMPOUND	CONC. UNITS: µg/Kg	Q	DL	LOD	LOQ
GRO	Gasoline Range Organics C6-C10	25	U	21	25	40

SW8015B

## Form I

CLIENT SAMPLE NO.

VOA8 LCS 072120

Lab Name: RTI Laboratories, Inc. Contract:Lab Code: GLEN01ClientID: USA17

SAS No.:

SDG No.: 2006518Matrix: SolidLab Sample ID: VOA8 LCS 072120Sample wt/vol: GLab File ID: Vial:Level: (low/med) LOW

Date Collected:

% Moisture:

N/A

Date Received:

Extract Volume: (ul)Date Analyzed: 7/21/2020 5:10 AMSeq Number: 2325256Dilution Factor: 1.00GC Column: RTX-624 30mBatch ID: R120053Column ID: 0.25mm, 1.4um (mm)

CAS NO.	COMPOUND	CONC. UNITS: µg/Kg	Q	DL	LOD	LOQ
GRO	Gasoline Range Organics C6-C10	1000		21	25	40

SW8015B

## Form I

CLIENT SAMPLE NO.

TAFBS-S-86MS

Lab Name: RTI Laboratories, Inc. Contract:Lab Code: GLEN01 ClientID: USA17 SAS No.: SDG No.: 2006518Matrix: Soil Lab Sample ID: 2006518-006BSample wt/vol: G Lab File ID: Vial:Level: (low/med) LOW Date Collected: 6/24/2020 9:11 AM% Moisture: 4.5977 Date Received: 6/25/2020 10:00 AMExtract Volume: (ul) Date Analyzed: 7/21/2020 3:09 PMSeq Number: 2325276 Dilution Factor: 52.30GC Column: RTX-624 30m Batch ID: R120053Column ID: 0.25mm, 1.4um (mm)CAS NO. COMPOUND CONC. UNITS:  $\mu\text{g/Kg-dry}$  Q DL LOD LOQ

GRO	Gasoline Range Organics C6-C10	56000	H	1100	1400	2200
-----	--------------------------------	-------	---	------	------	------

SW8015B

## Form I

CLIENT SAMPLE NO.

TAFBS-S-86MSD

Lab Name: RTI Laboratories, Inc. Contract:Lab Code: GLEN01 ClientID: USA17 SAS No.: SDG No.: 2006518Matrix: Soil Lab Sample ID: 2006518-006BSample wt/vol: G Lab File ID: Vial:Level: (low/med) LOW Date Collected: 6/24/2020 9:11 AM% Moisture: 4.5977 Date Received: 6/25/2020 10:00 AMExtract Volume: (ul) Date Analyzed: 7/21/2020 3:40 PMSeq Number: 2325277 Dilution Factor: 52.30GC Column: RTX-624 30m Batch ID: R120053Column ID: 0.25mm, 1.4um (mm)

CAS NO. COMPOUND CONC. UNITS: µg/Kg-dry Q DL LOD LOQ

GRO	Gasoline Range Organics C6-C10	56000	H	1100	1400	2200
-----	--------------------------------	-------	---	------	------	------

SW8015B

## Form I

CLIENT SAMPLE NO.

VOA8 MBLK 072320

Lab Name: RTI Laboratories, Inc. Contract:Lab Code: GLEN01 ClientID: USA17 SAS No.: SDG No.: 2006518Matrix: Solid Lab Sample ID: VOA8 MBLK 072320Sample wt/vol: G Lab File ID: Vial:Level: (low/med) LOW Date Collected:% Moisture: N/A Date Received:Extract Volume: (ul) Date Analyzed: 7/23/2020 9:17 AMSeq Number: 2325318 Dilution Factor: 1.00GC Column: RTX-624 30m Batch ID: R120056Column ID: 0.25mm, 1.4um (mm)

CAS NO. COMPOUND CONC. UNITS: µg/Kg Q DL LOD LOQ

GRO	Gasoline Range Organics C6-C10	25	U	21	25	40
-----	--------------------------------	----	---	----	----	----

SW8015B



## Form I

CLIENT SAMPLE NO.

VOA8 LCS 072320

Lab Name: RTI Laboratories, Inc. Contract:Lab Code: GLEN01 ClientID: USA17 SAS No.: SDG No.: 2006518Matrix: Solid Lab Sample ID: VOA8 LCS 072320Sample wt/vol: G Lab File ID: Vial:Level: (low/med) LOW Date Collected:% Moisture: N/A Date Received:Extract Volume: (ul) Date Analyzed: 7/23/2020 8:17 AMSeq Number: 2325316 Dilution Factor: 1.00GC Column: RTX-624 30m Batch ID: R120056Column ID: 0.25mm, 1.4um (mm)

CAS NO. COMPOUND CONC. UNITS: µg/Kg Q DL LOD LOQ

GRO	Gasoline Range Organics C6-C10	1000		21	25	40
-----	--------------------------------	------	--	----	----	----

SW8015B

## Form I

CLIENT SAMPLE NO.

VOA8 MBLK 072220

Lab Name: RTI Laboratories, Inc. Contract:Lab Code: GLEN01 ClientID: USA17 SAS No.: SDG No.: 2006518Matrix: Solid Lab Sample ID: VOA8 MBLK 072220Sample wt/vol: G Lab File ID: Vial:Level: (low/med) LOW Date Collected:% Moisture: N/A Date Received:Extract Volume: (ul) Date Analyzed: 7/22/2020 8:19 PMSeq Number: 2325567 Dilution Factor: 1.00GC Column: RTX-624 30m Batch ID: R120065Column ID: 0.25mm, 1.4um (mm)

CAS NO. COMPOUND CONC. UNITS: µg/Kg Q DL LOD LOQ

GRO	Gasoline Range Organics C6-C10	25	U	21	25	40
-----	--------------------------------	----	---	----	----	----

SW8015B

## Form I

CLIENT SAMPLE NO.

VOA8 LCS 072220

Lab Name: RTI Laboratories, Inc. Contract:Lab Code: GLEN01ClientID: USA17

SAS No.:

SDG No.: 2006518Matrix: SolidLab Sample ID: VOA8 LCS 072220Sample wt/vol: GLab File ID: Vial:Level: (low/med) LOW

Date Collected:

% Moisture:

N/A

Date Received:

Extract Volume: (ul)Date Analyzed: 7/22/2020 7:20 PMSeq Number: 2325565Dilution Factor: 1.00GC Column: RTX-624 30mBatch ID: R120065Column ID: 0.25mm, 1.4um (mm)

CAS NO.	COMPOUND	CONC. UNITS: µg/Kg	Q	DL	LOD	LOQ
GRO	Gasoline Range Organics C6-C10	950		21	25	40

SW8015B

## Form I

CLIENT SAMPLE NO.

TAFBS-S-7MS

Lab Name: RTI Laboratories, Inc. Contract:Lab Code: GLEN01 ClientID: USA17 SAS No.: SDG No.: 2006518Matrix: Soil Lab Sample ID: 2006518-023BSample wt/vol: G Lab File ID: Vial:Level: (low/med) LOW Date Collected: 6/24/2020 1:10 PM% Moisture: 12.7572 Date Received: 6/25/2020 10:00 AMExtract Volume: (ul) Date Analyzed: 7/23/2020 5:17 AMSeq Number: 2325586 Dilution Factor: 56.40GC Column: RTX-624 30m Batch ID: R120065Column ID: 0.25mm, 1.4um (mm)CAS NO. COMPOUND CONC. UNITS:  $\mu\text{g/Kg-dry}$  Q DL LOD LOQ

GRO	Gasoline Range Organics C6-C10	71000	H	1300	1600	2600
-----	--------------------------------	-------	---	------	------	------

SW8015B

## Form I

CLIENT SAMPLE NO.

TAFBS-S-7MSD

Lab Name: RTI Laboratories, Inc. Contract:Lab Code: GLEN01 ClientID: USA17 SAS No.: SDG No.: 2006518Matrix: Soil Lab Sample ID: 2006518-023BSample wt/vol: G Lab File ID: Vial:Level: (low/med) LOW Date Collected: 6/24/2020 1:10 PM% Moisture: 12.7572 Date Received: 6/25/2020 10:00 AMExtract Volume: (ul) Date Analyzed: 7/23/2020 5:48 AMSeq Number: 2325588 Dilution Factor: 56.40GC Column: RTX-624 30m Batch ID: R120065Column ID: 0.25mm, 1.4um (mm)

CAS NO. COMPOUND CONC. UNITS: µg/Kg-dry Q DL LOD LOQ

GRO	Gasoline Range Organics C6-C10	71000	H	1300	1600	2600
-----	--------------------------------	-------	---	------	------	------

SW8015B

FORM II B  
SYSTEM MONITORING COMPOUND RECOVERY

Lab Name: RTI Laboratories, Inc. Contract: USA17  
 Lab Code: GLEN01 Client No: USA17  
 SAS No.: SDG No.: 2006518 Level (low/med): low  
 GC Column(1): RTX-624 30m ID: 0.25mm, 1.4um (mm)  
 GC Column(2): ID: (mm)

	Client SAMPLE NO.	TOT OUT	SMC1 (4BF) #	SMC2 (DC4) #	SMC3 (TFT) #
01	VOA8 LCS 072120	0	0	99.8	0
02	VOA8 MBLK 072120	0	0	98.8	0
03	TAFBS-S-72	0		90.5	
04	TAFBS-S-83	0		92.0	
05	TAFBS-S-84	0		100	
06	TAFBS-S-85	0		97.8	
07	TAFBS-S-82	0		101	
08	TAFBS-S-86	0		96.2	
09	TAFBS-S-86MS	0	0	96.9	0
10	TAFBS-S-86MSD	0	0	96.5	0
11	VOA8 LCS 072220	0	0	97.1	0
12	VOA8 MBLK 072220	0	0	91.7	0
13	TAFBS-S-87	0		89.8	
14	TAFBS-S-88	0		95.1	
15	TAFBS-S-89	0		85.7	
16	TAFBS-S-90	0		93.1	
17	TAFBS-S-73	0		99.8	
18	TAFBS-S-18	0		90.4	
19	TAFBS-S-17	0		87.6	
20	TAFBS-S-16	0		96.5	
21	TAFBS-S-15	0		93.5	
22	TAFBS-S-14	0		92.4	
23	TAFBS-S-13	0		90.9	
24	TAFBS-S-12	0		92.6	
25	TAFBS-S-11	0		101	
26	TAFBS-S-10	0		106	
27	TAFBS-S-9	0		102	

	Client SAMPLE NO.	TOT OUT	SMC1 (4BF) #	SMC2 (DC4) #	SMC3 (TFT) #
28	TAFBS-S-8	0		91.8	
29	TAFBS-S-7	0		90.8	
30	TAFBS-S-7MS	0	0	112	0
31	TAFBS-S-7MSD	0	0	110	0
32	VOA8 LCS 072320	0	0	80.9	0
33	VOA8 MBLK 072320	0	0	82.2	0
34	TAFBS-S-74	0		84.0	
35	TAFBS-S-75	0		93.6	
36	TAFBS-S-76	0		81.9	
37	MS	0	0	97.6	0
38	MSD	0	0	97.6	0

QC Limit

SMC3	(TFT)	=Trifluorotoluene	70-130
SMC2	(DC4)	=1,2-Dichlorobenzene-d4	70-130
SMC1	(4BF)	=4-Bromofluorobenzene	67-134

# Column to be used to flag recovery values

\* Values outside of contract required QC limits

FORM II

SW8015B

FORM III  
SYSTEM MONITORING SPIKE/DUPLICATE RECOVERY

Lab Name: RTI Laboratories, Inc. Contract: USA17

Lab Code: GLEN01 ClientID: USA17 SAS No.: SDG No.: 2006518

Sample ID: 2006518-006B Level: (low/med) LOW

COMPOUND	SPIKE ADDED Units (µg/Kg)	SAMPLE CONC. Units (µg/Kg)	MS CONC. Units (µg/Kg)	MS % REC #	QC LIMITS REC	SPIKE ADDED Units (µg/Kg)	MSD CONC. Units (µg/Kg)	MSD % REC #	% RPD #	QC LIMITS RPD REC	
Gasoline Range Organics C6-C10	55000	0	56000	103	79-122	55000	56000	101	1.20	25	79-122

# Column to be used to flag recovery and RPD values with an asterisk

\* Values outside of QC limits

RPD: 0 out of 1 outside limits

Spike Recovery: 0 out of 2 outside limits



FORM III  
SYSTEM MONITORING SPIKE/DUPLICATE RECOVERY

Lab Name: RTI Laboratories, Inc. Contract: USA17

Lab Code: GLEN01 ClientID: USA17 SAS No.: SDG No.: 2006518

Sample ID: 2006518-023B Level: (low/med) LOW

COMPOUND	SPIKE ADDED Units (µg/Kg)	SAMPLE CONC. Units (µg/Kg)	MS CONC. Units (µg/Kg)	MS % REC #	QC LIMITS REC	SPIKE ADDED Units (µg/Kg)	MSD CONC. Units (µg/Kg)	MSD % REC #	% RPD #	QC LIMITS RPD REC	
Gasoline Range Organics C6-C10	65000	0	71000	109	79-122	65000	71000	110	0.636	25	79-122

# Column to be used to flag recovery and RPD values with an asterisk

\* Values outside of QC limits

RPD: 0 out of 1 outside limits

Spike Recovery: 0 out of 2 outside limits

FORM III A  
SYSTEM MONITORING SPIKE RECOVERY

Lab Name: RTI Laboratories, Inc. Contract: USA17 SDG No: 2006518  
Lab Code: GLEN01 ClientID: USA17 SAS No:  
Sample ID: VOA8 LCS 072120 Level(low/med): LOW

COMPOUND	SPIKE ADDED(µg/Kg)	SAMPLE CONCENTRATION (µg/Kg)	SPIKE CONCENTRATION (µg/Kg)	SPIKE % REC #	QC LIMITS REC.
Gasoline Range Organics C6-C10	1000	0	1000	101	79-122

# Column to be used to flag recovery and RPD values with an asterisk

\* Values outside of QC limits

Spike Recovery: 0 out of 1 outside limits

SW8015B

FORM III A  
SYSTEM MONITORING SPIKE RECOVERY

Lab Name: RTI Laboratories, Inc. Contract: USA17 SDG No: 2006518  
Lab Code: GLEN01 ClientID: USA17 SAS No:  
Sample ID: VOA8 LCS 072220 Level(low/med): LOW

COMPOUND	SPIKE ADDED(µg/Kg)	SAMPLE CONCENTRATION (µg/Kg)	SPIKE CONCENTRATION (µg/Kg)	SPIKE % REC #	QC LIMITS REC.
Gasoline Range Organics C6-C10	1000	0	950	95.0	79-122

# Column to be used to flag recovery and RPD values with an asterisk

\* Values outside of QC limits

Spike Recovery: 0 out of 1 outside limits

SW8015B

FORM III A  
SYSTEM MONITORING SPIKE RECOVERY

Lab Name: RTI Laboratories, Inc. Contract: USA17 SDG No: 2006518  
Lab Code: GLEN01 ClientID: USA17 SAS No:  
Sample ID: VOA8 LCS 072320 Level(low/med): LOW

COMPOUND	SPIKE ADDED(µg/Kg)	SAMPLE CONCENTRATION (µg/Kg)	SPIKE CONCENTRATION (µg/Kg)	SPIKE % REC #	QC LIMITS REC.
Gasoline Range Organics C6-C10	1000	0	1000	102	79-122

# Column to be used to flag recovery and RPD values with an asterisk

\* Values outside of QC limits

Spike Recovery: 0 out of 1 outside limits

SW8015B

FORM IV  
METHOD BLANK SUMMARY

Client SAMPLE NO.

VOA8 MBLK 072120

Lab Name: RTI Laboratories, Inc.

Contract: USA17

Lab Code: GLEN01 ClientID: USA17

SAS No.: SDG No.: 2006518

Lab File ID:          Vial:         

Lab Sample ID: VOA8 MBLK 072120

Date/Time Analyzed: 7/21/2020 6:10 AM

Instrument ID: GC-PT-FID

GC Column: RTX-624 30m

Matrix: S

Column ID: 0.25mm, 1.4um(mm)

THIS METHOD BLANK APPLIES TO THE FOLLOWING: SAMPLES, LCS, LCSD, MS AND MSD

	CLIENT SAMPLE NO.	LAB SAMPLE ID	FILE ID	DATE ANALYZED
01	VOA8 LCS 072120	VOA8 LCS 072120	Vial:	7/21/2020 5:10 AM
02	ZZZZZ	2006481-015B	Vial:	7/21/2020 6:40 AM
03	ZZZZZ	2006481-016B	Vial:	7/21/2020 7:10 AM
04	ZZZZZ	2006481-017B	Vial:	7/21/2020 7:40 AM
05	ZZZZZ	2006481-018B	Vial:	7/21/2020 8:10 AM
06	ZZZZZ	2006481-019B	Vial:	7/21/2020 8:40 AM
07	ZZZZZ	2006481-020B	Vial:	7/21/2020 9:10 AM
08	ZZZZZ	2006481-021B	Vial:	7/21/2020 9:40 AM
09	ZZZZZ	2006481-022B	Vial:	7/21/2020 10:11 AM
10	ZZZZZ	2006481-023B	Vial:	7/21/2020 10:41 AM
11	ZZZZZ	2006481-024B	Vial:	7/21/2020 11:10 AM
12	ZZZZZ	2006481-025B	Vial:	7/21/2020 11:40 AM
13	TAFBS-S-72	2006518-001B	Vial:	7/21/2020 12:10 PM
14	TAFBS-S-83	2006518-002B	Vial:	7/21/2020 12:40 PM
15	TAFBS-S-84	2006518-003B	Vial:	7/21/2020 1:10 PM
16	TAFBS-S-85	2006518-004B	Vial:	7/21/2020 1:40 PM
17	TAFBS-S-82	2006518-005B	Vial:	7/21/2020 2:10 PM
18	TAFBS-S-86	2006518-006B	Vial:	7/21/2020 2:40 PM
19	TAFBS-S-86MS	2006518-006B	Vial:	7/21/2020 3:09 PM
20	TAFBS-S-86MSD	2006518-006B	Vial:	7/21/2020 3:40 PM

FORM IV  
METHOD BLANK SUMMARY

Client SAMPLE NO.

VOA8 MBLK 072220

Lab Name: RTI Laboratories, Inc.

Contract: USA17

Lab Code: GLEN01 ClientID: USA17

SAS No.: SDG No.: 2006518

Lab File ID:          Vial:         

Lab Sample ID: VOA8 MBLK 072220

Date/Time Analyzed: 7/22/2020 8:19 PM

Instrument ID: GC-PT-FID

GC Column: RTX-624 30m

Matrix: S

Column ID: 0.25mm, 1.4um (mm)

THIS METHOD BLANK APPLIES TO THE FOLLOWING: SAMPLES, LCS, LCSD, MS AND MSD

	CLIENT SAMPLE NO.	LAB SAMPLE ID	FILE ID	DATE ANALYZED
01	VOA8 LCS 072220	VOA8 LCS 072220	Vial:	7/22/2020 7:20 PM
02	TAFBS-S-87	2006518-007B	Vial:	7/22/2020 8:49 PM
03	TAFBS-S-88	2006518-008B	Vial:	7/22/2020 9:19 PM
04	TAFBS-S-89	2006518-009B	Vial:	7/22/2020 9:49 PM
05	TAFBS-S-90	2006518-010B	Vial:	7/22/2020 10:19 PM
06	TAFBS-S-73	2006518-011B	Vial:	7/22/2020 10:48 PM
07	TAFBS-S-18	2006518-012B	Vial:	7/22/2020 11:18 PM
08	TAFBS-S-17	2006518-013B	Vial:	7/22/2020 11:48 PM
09	TAFBS-S-16	2006518-014B	Vial:	7/23/2020 12:18 AM
10	TAFBS-S-15	2006518-015B	Vial:	7/23/2020 12:48 AM
11	TAFBS-S-14	2006518-016B	Vial:	7/23/2020 1:18 AM
12	TAFBS-S-13	2006518-017B	Vial:	7/23/2020 1:48 AM
13	TAFBS-S-12	2006518-018B	Vial:	7/23/2020 2:18 AM
14	TAFBS-S-11	2006518-019B	Vial:	7/23/2020 2:48 AM
15	TAFBS-S-10	2006518-020B	Vial:	7/23/2020 3:18 AM
16	TAFBS-S-9	2006518-021B	Vial:	7/23/2020 3:48 AM
17	TAFBS-S-8	2006518-022B	Vial:	7/23/2020 4:18 AM
18	TAFBS-S-7	2006518-023B	Vial:	7/23/2020 4:48 AM
19	TAFBS-S-7MS	2006518-023B	Vial:	7/23/2020 5:17 AM
20	TAFBS-S-7MSD	2006518-023B	Vial:	7/23/2020 5:48 AM

FORM IV  
METHOD BLANK SUMMARY

Client SAMPLE NO.

VOA8 MBLK 072320

Lab Name: RTI Laboratories, Inc.

Contract: USA17

Lab Code: GLEN01 ClientID: USA17

SAS No.: SDG No.: 2006518

Lab File ID:          Vial:         

Lab Sample ID: VOA8 MBLK 072320

Date/Time Analyzed: 7/23/2020 9:17 AM

Instrument ID: GC-PT-FID

GC Column: RTX-624 30m

Matrix: S

Column ID: 0.25mm, 1.4um (mm)

THIS METHOD BLANK APPLIES TO THE FOLLOWING: SAMPLES, LCS, LCSD, MS AND MSD

	CLIENT SAMPLE NO.	LAB SAMPLE ID	FILE ID	DATE ANALYZED
01	VOA8 LCS 072320	VOA8 LCS 072320	Vial:	7/23/2020 8:17 AM
02	TAFBS-S-74	2006518-024B	Vial:	7/23/2020 9:47 AM
03	TAFBS-S-75	2006518-025B	Vial:	7/23/2020 10:17 AM
04	TAFBS-S-76	2006518-026B	Vial:	7/23/2020 10:47 AM
05	ZZZZZ	2006300-001C	Vial:	7/23/2020 11:17 AM
06	ZZZZZ	2006300-004C	Vial:	7/23/2020 11:46 AM
07	ZZZZZ	2006286-007C	Vial:	7/23/2020 12:17 PM
08	ZZZZZ	2006286-009B	Vial:	7/23/2020 12:46 PM
09	ZZZZZ	2006286-010B	Vial:	7/23/2020 1:17 PM
10	ZZZZZ	2006286-011B	Vial:	7/23/2020 1:47 PM
11	ZZZZZ	2006286-012B	Vial:	7/23/2020 2:17 PM
12	ZZZZZ	2006330-001C	Vial:	7/23/2020 2:47 PM
13	ZZZZZ	2006330-002C	Vial:	7/23/2020 3:17 PM
14	ZZZZZ	2006330-003C	Vial:	7/23/2020 3:47 PM
15	ZZZZZ	2006330-004C	Vial:	7/23/2020 4:17 PM
16	ZZZZZ	2006330-005C	Vial:	7/23/2020 4:47 PM
17	ZZZZZ	2006330-006C	Vial:	7/23/2020 5:17 PM
18	ZZZZZ	2006330-007C	Vial:	7/23/2020 5:47 PM
19	MS	2006330-007CMS	Vial:	7/23/2020 6:16 PM
20	MSD	2006330-007CMSD	Vial:	7/23/2020 6:46 PM

## FORM VI

## Nonhalogenated Organics, GC/FID INITIAL CALIBRATION DATA

Lab Name: RTI Laboratories, Inc. Contract:Lab Code: GLEN01 Workorder: 2006518Calibration ID: 118287Instrument ID: GC-PT-FIDCalibration Begin Date/Time: 5/14/2020 6:45 PMGC Column: 0.25mm, 1.4umCalibration End Date/Time: 5/14/2020 9:44 PMColumn ID: RTX-624 30m (mm)

LAB FILE ID:

VOA8 100 ICAL 05142007.D  
051420 Vial:

VOA8 500 ICAL 05142008.D  
051420 Vial:

VOA8 5000 ICAL 05142011.D  
05142 Vial:

VOA8 10000 ICAL 05142012.D  
0514 Vial:

VOA8 5000 ICAL 05142011.D  
05142 Vial:

VOA8 10000 ICAL 05142012.D  
0514 Vial:

VOA8 40 ICAL 05142006.D  
051420 Vial:

COMPOUND	VOA8 100 ICAL 051420	VOA8 500 ICAL 051420	VOA8 1000 ICAL 05142	VOA8 2000 ICAL 05142	VOA8 5000 ICAL 05142	VOA8 10000 ICAL 0514	VOA8 40 ICAL 051420				CF	% RSD	R <sup>2</sup>	Curve Type
1,2-Dichlorobenzene-d4	549.20	487.10	472.56	459.14	474.80	467.81	749.00	0	0	0			1.00000	LINEAR_0
4-Bromofluorobenzene	0	0	0	0	0	0	0	0	0	0	0		0	AVERAGE
Gasoline Range Organics C6-C10	344.30	409.07	401.98	384.72	384.99	372.08	404.93	0	0	0	386.01	5.87		AVERAGE
Trifluorotoluene	0	0	0	0	0	0	0	0	0	0	0		0	AVERAGE

\* Compounds with required minimum RRF and maximum %RSD values.

All other compounds must meet a minimum RRF of 0.010.



## FORM VI C

## Nonhalogenated Organics, GC/FID INITIAL CALIBRATION DATA - RETENTION TIMES

Lab Name: RTI Laboratories, Inc. Contract:Lab Code: GLEN01 Workorder: 2006518Calibration ID: 118287Instrument ID: GC-PT-FIDCalibration Begin Date/Time: 5/14/2020 6:45 PMGC Column: 0.25mm, 1.4umCalibration End Date/Time: 5/14/2020 9:44 PMColumn ID: RTX-624 30m (mm)

## LAB FILE ID:

VOA8 100 ICAL 05142007.D VOA8 500 ICAL 05142008.D VOA8 5000 ICAL 05142011.D VOA8 10000 ICAL 05142012.D VOA8 5000 ICAL 05142011.D  
 051420 Vial: 051420 Vial: 05142 Vial: 0514 Vial: 05142 Vial:

VOA8 10000 ICAL 05142012.D VOA8 40 ICAL 05142006.D  
 0514 Vial: 051420 Vial:

COMPOUND	VOA8 100 ICAL 051420	VOA8 500 ICAL 051420	VOA8 1000 ICAL 05142	VOA8 2000 ICAL 05142	VOA8 5000 ICAL 05142	VOA8 10000 ICAL 0514	VOA8 40 ICAL 051420				Mean RT	Lower RT Limit	Upper RT Limit	
1,2-Dichlorobenzene-d4	15.64	15.64	15.64	15.64	15.64	15.64	15.63	0	0	0	15.64	15.64	15.64	
4-Bromofluorobenzene	0	0	0	0	0	0	0	0	0	0	0.00	0.00	0.00	
Gasoline Range Organics (C5-C12)	0	0	0	0	0	0	0	0	0	0	0.00	0.00	0.00	
Gasoline Range Organics C6-C10	8.46	8.46	8.46	8.46	8.46	8.46	8.46	0	0	0	8.46	8.46	8.46	
Gasoline Range Organics C6-C12	0	0	0	0	0	0	0	0	0	0	0.00	0.00	0.00	
Gasoline Range Organics C6-C8	0	0	0	0	0	0	0	0	0	0	0.00	0.00	0.00	
Gasoline Range Organics C8-C10	0	0	0	0	0	0	0	0	0	0	0.00	0.00	0.00	
Propane	0	0	0	0	0	0	0	0	0	0	0.00	0.00	0.00	
Trifluorotoluene	0	0	0	0	0	0	0	0	0	0	0.00	0.00	0.00	

FORM VII B  
CONTINUING CALIBRATION CHECK

Lab Name: RTI Laboratories, Inc.

Contract: USA17

Case No: USA17

Lab Code: GLEN01

SAS No.:

SDG No.: 2006518

Instrument ID: GC-PT-FID

Lab File ID: Vial:

Sample ID: VOA8 ICV 051420

GC Column: RTX-624 30m

GC Column ID: 0.25mm, 1.4um(mm)

Cal. Begin Date: 5/14/2020 6:45 PM

Cal. End Date: 5/14/2020 9:44 PM

COMPOUND	CURVE TYPE	ICAL Avg RRF	minRRF	RRF	%D	MAX %D	THEO CONC	RCVR CONC	%Drift	MAX %D <sup>2</sup>
Gasoline Range Organics C6-C10	AVERAGE	386.01	0.10000	451.04	16.8	20	2000	2300	16.8	20
Trifluorotoluene	AVERAGE	0	0	0			0	0		
1,2-Dichlorobenzene-d4	LINEAR_0	0	0.10000	468.12		20	50.0	50.0	0.346	20
4-Bromofluorobenzene	AVERAGE	0	0	0		20	0	0		20

FORM VII B  
CONTINUING CALIBRATION CHECK

Lab Name: RTI Laboratories, Inc.

Contract: USA17

Case No: USA17

Lab Code: GLEN01

SAS No.:

SDG No.: 2006518

Instrument ID: GC-PT-FID

Lab File ID: Vial:

Sample ID: VOA8 CCV 072120

GC Column: RTX-624 30m

GC Column ID: 0.25mm, 1.4um(mm)

Cal. Begin Date: 5/14/2020 6:45 PM

Cal. End Date: 5/14/2020 9:44 PM

COMPOUND	CURVE TYPE	ICAL Avg RRF	minRRF	RRF	%D	MAX %D	THEO CONC	RCVR CONC	%Drift	MAX %D <sup>2</sup>
Gasoline Range Organics C6-C10	AVERAGE	386.01	0.10000	414.46	7.37	20	2000	2100	7.37	20
Trifluorotoluene	AVERAGE	0	0.10000	0		20	0	0		20
1,2-Dichlorobenzene-d4	LINEAR_0	0	0.10000	456.78		20	50.0	49.0	2.76	20
4-Bromofluorobenzene	AVERAGE	0	0	0		20	0	0		20

FORM VII B  
CONTINUING CALIBRATION CHECK

Lab Name: RTI Laboratories, Inc.

Contract: USA17

Case No: USA17

Lab Code: GLEN01

SAS No.:

SDG No.: 2006518

Instrument ID: GC-PT-FID

Lab File ID: Vial:

Sample ID: VOA8 CCVE 072120

GC Column: RTX-624 30m

GC Column ID: 0.25mm, 1.4um(mm)

Cal. Begin Date: 5/14/2020 6:45 PM

Cal. End Date: 5/14/2020 9:44 PM

COMPOUND	CURVE TYPE	ICAL Avg RRF	minRRF	RRF	%D	MAX %D	THEO CONC	RCVR CONC	%Drift	MAX %D <sup>2</sup>
Gasoline Range Organics C6-C10	AVERAGE	386.01	0.10000	376.29	-2.52	50	2000	1900	2.52	50
Trifluorotoluene	AVERAGE	0	0.10000	0		50	0	0		50
1,2-Dichlorobenzene-d4	LINEAR_0	0	0.10000	469.82		50	50.0	50.0	0.0180	50
4-Bromofluorobenzene	AVERAGE	0	0	0		50	0	0		50

FORM VII B  
CONTINUING CALIBRATION CHECK

Lab Name: RTI Laboratories, Inc.

Contract: USA17

Case No: USA17

Lab Code: GLEN01

SAS No.:

SDG No.: 2006518

Instrument ID: GC-PT-FID

Lab File ID: Vial:

Sample ID: VOA8 CCV 072220

GC Column: RTX-624 30m

GC Column ID: 0.25mm, 1.4um(mm)

Cal. Begin Date: 5/14/2020 6:45 PM

Cal. End Date: 5/14/2020 9:44 PM

COMPOUND	CURVE TYPE	ICAL Avg RRF	minRRF	RRF	%D	MAX %D	THEO CONC	RCVR CONC	%Drift	MAX %D <sup>2</sup>
Gasoline Range Organics C6-C10	AVERAGE	386.01	0.10000	384.22	-0.463	20	2000	2000	0.463	20
Trifluorotoluene	AVERAGE	0	0.10000	0		20	0	0		20
1,2-Dichlorobenzene-d4	LINEAR_0	0	0.10000	456.32		20	50.0	49.0	2.86	20
4-Bromofluorobenzene	AVERAGE	0	0	0		20	0	0		20

FORM VII B  
CONTINUING CALIBRATION CHECK

Lab Name: RTI Laboratories, Inc.

Contract: USA17

Case No: USA17

Lab Code: GLEN01

SAS No.:

SDG No.: 2006518

Instrument ID: GC-PT-FID

Lab File ID: Vial:

Sample ID: VOA8 CCVE 072220

GC Column: RTX-624 30m

GC Column ID: 0.25mm, 1.4um(mm)

Cal. Begin Date: 5/14/2020 6:45 PM

Cal. End Date: 5/14/2020 9:44 PM

COMPOUND	CURVE TYPE	ICAL Avg RRF	minRRF	RRF	%D	MAX %D	THEO CONC	RCVR CONC	%Drift	MAX %D <sup>2</sup>
Gasoline Range Organics C6-C10	AVERAGE	386.01	0.10000	374.33	-3.03	50	2000	1900	3.03	50
Trifluorotoluene	AVERAGE	0	0.10000	0		50	0	0		50
1,2-Dichlorobenzene-d4	LINEAR_0	0	0.10000	459.68		50	50.0	49.0	2.14	50
4-Bromofluorobenzene	AVERAGE	0	0	0		50	0	0		50

FORM VII B  
CONTINUING CALIBRATION CHECK

Lab Name: RTI Laboratories, Inc.

Contract: USA17

Case No: USA17

Lab Code: GLEN01

SAS No.:

SDG No.: 2006518

Instrument ID: GC-PT-FID

Lab File ID: Vial:

Sample ID: VOA8 CCV 072320

GC Column: RTX-624 30m

GC Column ID: 0.25mm, 1.4um(mm)

Cal. Begin Date: 5/14/2020 6:45 PM

Cal. End Date: 5/14/2020 9:44 PM

COMPOUND	CURVE TYPE	ICAL Avg RRF	minRRF	RRF	%D	MAX %D	THEO CONC	RCVR CONC	%Drift	MAX %D <sup>2</sup>
Gasoline Range Organics C6-C10	AVERAGE	386.01	0.10000	431.59	11.8	20	2000	2200	11.8	20
Trifluorotoluene	AVERAGE	0	0.10000	0		20	0	0		20
1,2-Dichlorobenzene-d4	LINEAR_0	0	0.10000	427.46		20	50.0	46.0	9.00	20
4-Bromofluorobenzene	AVERAGE	0	0	0		20	0	0		20

FORM VII B  
CONTINUING CALIBRATION CHECK

Lab Name: RTI Laboratories, Inc.

Contract: USA17

Case No: USA17

Lab Code: GLEN01

SAS No.:

SDG No.: 2006518

Instrument ID: GC-PT-FID

Lab File ID: Vial:

Sample ID: VOA8 CCVE 072320

GC Column: RTX-624 30m

GC Column ID: 0.25mm, 1.4um(mm)

Cal. Begin Date: 5/14/2020 6:45 PM

Cal. End Date: 5/14/2020 9:44 PM

COMPOUND	CURVE TYPE	ICAL Avg RRF	minRRF	RRF	%D	MAX %D	THEO CONC	RCVR CONC	%Drift	MAX %D <sup>2</sup>
Gasoline Range Organics C6-C10	AVERAGE	386.01	0.10000	379.04	-1.81	50	2000	2000	1.81	50
Trifluorotoluene	AVERAGE	0	0.10000	0		50	0	0		50
1,2-Dichlorobenzene-d4	LINEAR_0	0	0.10000	457.94		50	50.0	49.0	2.51	50
4-Bromofluorobenzene	AVERAGE	0	0	0		50	0	0		50



## FORM VIII PEST1

## PESTICIDE ANALYTICAL SEQUENCE

Lab Name: RTI Laboratories, Contract: USA17  
Inc.

Lab Code: GLEN01      ClientID: USA17      SAS No.:      SDG No.: 2006518

ID: Rtx-5 cat10255 (mm)

Init. Calib. Date(s): 7/29/2020 7/30/2020 Instrument ID: GC-FID-NPD

THE ANALYTICAL SEQUENCE OF PERFORMANCE EVALUATION MIXTURES ,BLANKS, SAMPLES, AND STANDARDS IS GIVEN BELOW:

SURROGATE RT FROM CONTINUING CALIBRATION					
(DC4): 15.66				(4BF): 11.56	
	CLIENT SAMPLE NO.	LAB SAMPLE ID	DATE ANALYZED	TIME ANALYZED	RT # RT #
07	ZZZZZ	2006330-005A	8/4/2020	23:16	8.82 11.56
08	ZZZZZ	2006330-006A	8/4/2020	23:43	8.82 11.56
09	ZZZZZ	2006330-007A	8/5/2020	00:10	8.82 11.56
10	ZZZZZ	2006330-008A	8/5/2020	00:37	8.82 11.56
11	ZZZZZ	2006330-009A	8/5/2020	01:04	8.83 11.56
12	CCB-080420B	CCB-080420B	8/5/2020	02:25	8.82 11.55
01	CCV-DRO-080420B	CCV-DRO-080420B	8/5/2020	02:52	0.00 11.55
01	CCV-ORO-080420B	CCV-ORO-080420B	8/5/2020	03:18	8.82 0.00

## OC LIMITS

(± 0.00 MINUTES)

(± 0.00 MINUTES)

# Column used to flag values outside QC limits with an asterisk.      \* Values outside of QC limits.

FORM VIII PEST1  
PESTICIDE ANALYTICAL SEQUENCE

Lab Name: RTI Laboratories, Inc. Contract: USA17  
 Lab Code: GLEN01 ClientID: USA17 SAS No.:                      SDG No.: 2006518  
 GC Column: RTX-624 30m ID: 0.25mm, 1.4um(mm)  
 Init. Calib. Date(s): 12/9/2019 12/9/2019 Instrument ID: GC-PT-FID

THE ANALYTICAL SEQUENCE OF PERFORMANCE EVALUATION MIXTURES ,BLANKS,  
SAMPLES, AND STANDARDS IS GIVEN BELOW:

SURROGATE RT FROM CONTINUING CALIBRATION					
(DC4): 15.66			(4BF): 11.56		
CLIENT SAMPLE NO.	LAB SAMPLE ID	DATE ANALYZED	TIME ANALYZED	RT #	RT #
01 VOA8 ICV 120919	VOA8 ICV 120919	12/9/2019	20:28	15.66	0.00

QC LIMITS

(DC4) = 1,2-Dichlorobenzene-d4 (± 0.00 MINUTES)

(4BF) = 4-Bromofluorobenzene (± 0.00 MINUTES)

# Column used to flag values outside QC limits with an asterisk. \* Values outside of QC limits.

FORM VIII PEST1  
PESTICIDE ANALYTICAL SEQUENCE

Lab Name: RTI Laboratories, Inc. Contract: USA17  
 Lab Code: GLEN01 ClientID: USA17 SAS No.:                      SDG No.: 2006518  
 GC Column: RTX-624 30m ID: 0.25mm, 1.4um(mm)  
 Init. Calib. Date(s): 5/14/2020 5/14/2020 Instrument ID: GC-PT-FID

THE ANALYTICAL SEQUENCE OF PERFORMANCE EVALUATION MIXTURES ,BLANKS,  
SAMPLES, AND STANDARDS IS GIVEN BELOW:

SURROGATE RT FROM CONTINUING CALIBRATION					
(DC4): 15.66			(4BF): 11.56		
CLIENT SAMPLE NO.	LAB SAMPLE ID	DATE ANALYZED	TIME ANALYZED	RT #	RT #
01 VOA8 CCVE 072120	VOA8 CCVE 072120	7/21/2020	16:10	15.64	0.00

QC LIMITS

(DC4) = 1,2-Dichlorobenzene-d4 (± 0.00 MINUTES)

(4BF) = 4-Bromofluorobenzene (± 0.00 MINUTES)

# Column used to flag values outside QC limits with an asterisk. \* Values outside of QC limits.

FORM VIII PEST1  
PESTICIDE ANALYTICAL SEQUENCE

Lab Name: RTI Laboratories, Inc. Contract: USA17  
Lab Code: GLEN01 ClientID: USA17 SAS No.:                      SDG No.: 2006518  
GC Column: RTX-624 30m ID: 0.25mm, 1.4um(mm)  
Init. Calib. Date(s): 12/9/2019 12/9/2019 Instrument ID: GC-PT-FID

THE ANALYTICAL SEQUENCE OF PERFORMANCE EVALUATION MIXTURES ,BLANKS,  
SAMPLES, AND STANDARDS IS GIVEN BELOW:

SURROGATE RT FROM CONTINUING CALIBRATION					
(DC4): 15.66			(4BF): 11.56		
	CLIENT SAMPLE NO.	LAB SAMPLE ID	DATE ANALYZED	TIME ANALYZED	RT #
01	VOA8 ICV 120919	VOA8 ICV 120919	12/9/2019	20:28	15.66
01	VOA8 CCV 072220	VOA8 CCV 072220	7/22/2020	18:50	15.64
02	VOA8 LCS 072220	VOA8 LCS 072220	7/22/2020	19:20	15.64
03	VOA8 RLVS 072220	VOA8 RLVS 072220	7/22/2020	19:50	15.64
04	VOA8 MBLK 072220	VOA8 MBLK 072220	7/22/2020	20:19	15.64
05	ZZZZZ	2006518-007B	7/22/2020	20:49	15.64
06	ZZZZZ	2006518-008B	7/22/2020	21:19	15.64
07	ZZZZZ	2006518-009B	7/22/2020	21:49	15.64
08	ZZZZZ	2006518-010B	7/22/2020	22:19	15.64
09	ZZZZZ	2006518-011B	7/22/2020	22:48	15.64
10	ZZZZZ	2006518-012B	7/22/2020	23:18	15.64
11	ZZZZZ	2006518-013B	7/22/2020	23:48	15.64
12	ZZZZZ	2006518-014B	7/23/2020	00:18	15.64
13	ZZZZZ	2006518-015B	7/23/2020	00:48	15.64
14	ZZZZZ	2006518-016B	7/23/2020	01:18	15.64
15	ZZZZZ	2006518-017B	7/23/2020	01:48	15.64
16	ZZZZZ	2006518-018B	7/23/2020	02:18	15.64
17	ZZZZZ	2006518-019B	7/23/2020	02:48	15.64
18	ZZZZZ	2006518-020B	7/23/2020	03:18	15.64
19	ZZZZZ	2006518-021B	7/23/2020	03:48	15.64
20	ZZZZZ	2006518-022B	7/23/2020	04:18	15.64
21	ZZZZZ	2006518-023B	7/23/2020	04:48	15.64
22	TAFBS-S-7MS	2006518-023B	7/23/2020	05:17	15.64
23	TAFBS-S-7MSD	2006518-023B	7/23/2020	05:48	15.64

FORM VIII PEST1  
PESTICIDE ANALYTICAL SEQUENCE

Lab Name: RTI Laboratories, Inc. Contract: USA17  
 Lab Code: GLEN01 ClientID: USA17 SAS No.: SDG No.: 2006518  
 GC Column: RTX-624 30m ID: 0.25mm, 1.4um(mm)  
 Init. Calib. Date(s): 12/9/2019 12/9/2019 Instrument ID: GC-PT-FID

THE ANALYTICAL SEQUENCE OF PERFORMANCE EVALUATION MIXTURES ,BLANKS,  
SAMPLES, AND STANDARDS IS GIVEN BELOW:

SURROGATE RT FROM CONTINUING CALIBRATION					
(DC4): 15.66			(4BF): 11.56		
CLIENT SAMPLE NO.	LAB SAMPLE ID	DATE ANALYZED	TIME ANALYZED	RT #	RT #
01 VOA8 CCVE 072220	VOA8 CCVE 072220	7/23/2020	06:18	15.64	0.00

QC LIMITS

(DC4) = 1,2-Dichlorobenzene-d4 (± 0.00 MINUTES)

(4BF) = 4-Bromofluorobenzene (± 0.00 MINUTES)

# Column used to flag values outside QC limits with an asterisk. \* Values outside of QC limits.

FORM VIII PEST1  
PESTICIDE ANALYTICAL SEQUENCE

Lab Name: RTI Laboratories, Inc. Contract: USA17  
Lab Code: GLEN01 ClientID: USA17 SAS No.: SDG No.: 2006518  
GC Column: RTX-624 30m ID: 0.25mm, 1.4um(mm)  
Init. Calib. Date(s): 5/14/2020 5/14/2020 Instrument ID: GC-PT-FID

THE ANALYTICAL SEQUENCE OF PERFORMANCE EVALUATION MIXTURES ,BLANKS,  
SAMPLES, AND STANDARDS IS GIVEN BELOW:

SURROGATE RT FROM CONTINUING CALIBRATION					
(DC4): 15.66			(4BF): 11.56		
	CLIENT SAMPLE NO.	LAB SAMPLE ID	DATE ANALYZED	TIME ANALYZED	RT #
01	VOA8 ICV 051420	VOA8 ICV 051420	5/14/2020	22:43	15.64
01	VOA8 CCV 072220	VOA8 CCV 072220	7/22/2020	18:50	15.64
02	VOA8 LCS 072220	VOA8 LCS 072220	7/22/2020	19:20	15.64
03	VOA8 RLVS 072220	VOA8 RLVS 072220	7/22/2020	19:50	15.64
04	VOA8 MBLK 072220	VOA8 MBLK 072220	7/22/2020	20:19	15.64
05	ZZZZZ	2006518-007B	7/22/2020	20:49	15.64
06	ZZZZZ	2006518-008B	7/22/2020	21:19	15.64
07	ZZZZZ	2006518-009B	7/22/2020	21:49	15.64
08	ZZZZZ	2006518-010B	7/22/2020	22:19	15.64
09	ZZZZZ	2006518-011B	7/22/2020	22:48	15.64
10	ZZZZZ	2006518-012B	7/22/2020	23:18	15.64
11	ZZZZZ	2006518-013B	7/22/2020	23:48	15.64
12	ZZZZZ	2006518-014B	7/23/2020	00:18	15.64
13	ZZZZZ	2006518-015B	7/23/2020	00:48	15.64
14	ZZZZZ	2006518-016B	7/23/2020	01:18	15.64
15	ZZZZZ	2006518-017B	7/23/2020	01:48	15.64
16	ZZZZZ	2006518-018B	7/23/2020	02:18	15.64
17	ZZZZZ	2006518-019B	7/23/2020	02:48	15.64
18	ZZZZZ	2006518-020B	7/23/2020	03:18	15.64
19	ZZZZZ	2006518-021B	7/23/2020	03:48	15.64
20	ZZZZZ	2006518-022B	7/23/2020	04:18	15.64
21	ZZZZZ	2006518-023B	7/23/2020	04:48	15.64
22	TAFBS-S-7MS	2006518-023B	7/23/2020	05:17	15.64
23	TAFBS-S-7MSD	2006518-023B	7/23/2020	05:48	15.64

FORM VIII PEST1  
PESTICIDE ANALYTICAL SEQUENCE

Lab Name: RTI Laboratories, Inc. Contract: USA17  
 Lab Code: GLEN01 ClientID: USA17 SAS No.:                      SDG No.: 2006518  
 GC Column: RTX-624 30m ID: 0.25mm, 1.4um(mm)  
 Init. Calib. Date(s): 5/14/2020 5/14/2020 Instrument ID: GC-PT-FID

THE ANALYTICAL SEQUENCE OF PERFORMANCE EVALUATION MIXTURES ,BLANKS,  
SAMPLES, AND STANDARDS IS GIVEN BELOW:

SURROGATE RT FROM CONTINUING CALIBRATION					
(DC4): 15.66			(4BF): 11.56		
CLIENT SAMPLE NO.	LAB SAMPLE ID	DATE ANALYZED	TIME ANALYZED	RT #	RT #
01 VOA8 CCVE 072220	VOA8 CCVE 072220	7/23/2020	06:18	15.64	0.00

QC LIMITS

(DC4) = 1,2-Dichlorobenzene-d4 (± 0.00 MINUTES)

(4BF) = 4-Bromofluorobenzene (± 0.00 MINUTES)

# Column used to flag values outside QC limits with an asterisk. \* Values outside of QC limits.

FORM VIII PEST1  
PESTICIDE ANALYTICAL SEQUENCE

Lab Name: RTI Laboratories, Inc. Contract: USA17  
Lab Code: GLEN01 ClientID: USA17 SAS No.:                      SDG No.: 2006518  
GC Column: RTX-624 30m ID: 0.25mm, 1.4um(mm)  
Init. Calib. Date(s): 5/14/2020 5/14/2020 Instrument ID: GC-PT-FID

THE ANALYTICAL SEQUENCE OF PERFORMANCE EVALUATION MIXTURES ,BLANKS,  
SAMPLES, AND STANDARDS IS GIVEN BELOW:

SURROGATE RT FROM CONTINUING CALIBRATION					
(DC4): 15.66			(4BF): 11.56		
	CLIENT SAMPLE NO.	LAB SAMPLE ID	DATE ANALYZED	TIME ANALYZED	RT #
01	VOA8 ICV 051420	VOA8 ICV 051420	5/14/2020	22:43	15.64
01	VOA8 CCV 072220	VOA8 CCV 072220	7/22/2020	18:50	15.64
02	VOA8 LCS 072220	VOA8 LCS 072220	7/22/2020	19:20	15.64
03	VOA8 RLVS 072220	VOA8 RLVS 072220	7/22/2020	19:50	15.64
04	VOA8 MBLK 072220	VOA8 MBLK 072220	7/22/2020	20:19	15.64
05	TAFBS-S-87	2006518-007B	7/22/2020	20:49	15.64
06	TAFBS-S-88	2006518-008B	7/22/2020	21:19	15.64
07	TAFBS-S-89	2006518-009B	7/22/2020	21:49	15.64
08	TAFBS-S-90	2006518-010B	7/22/2020	22:19	15.64
09	TAFBS-S-73	2006518-011B	7/22/2020	22:48	15.64
10	TAFBS-S-18	2006518-012B	7/22/2020	23:18	15.64
11	TAFBS-S-17	2006518-013B	7/22/2020	23:48	15.64
12	TAFBS-S-16	2006518-014B	7/23/2020	00:18	15.64
13	TAFBS-S-15	2006518-015B	7/23/2020	00:48	15.64
14	TAFBS-S-14	2006518-016B	7/23/2020	01:18	15.64
15	TAFBS-S-13	2006518-017B	7/23/2020	01:48	15.64
16	TAFBS-S-12	2006518-018B	7/23/2020	02:18	15.64
17	TAFBS-S-11	2006518-019B	7/23/2020	02:48	15.64
18	TAFBS-S-10	2006518-020B	7/23/2020	03:18	15.64
19	TAFBS-S-9	2006518-021B	7/23/2020	03:48	15.64
20	TAFBS-S-8	2006518-022B	7/23/2020	04:18	15.64
21	TAFBS-S-7	2006518-023B	7/23/2020	04:48	15.64
22	TAFBS-S-7MS	2006518-023B	7/23/2020	05:17	15.64
23	TAFBS-S-7MSD	2006518-023B	7/23/2020	05:48	15.64



FORM VIII PEST1  
PESTICIDE ANALYTICAL SEQUENCE

Lab Name: RTI Laboratories, Inc. Contract: USA17  
 Lab Code: GLEN01 ClientID: USA17 SAS No.: SDG No.: 2006518  
 GC Column: RTX-624 30m ID: 0.25mm, 1.4um(mm)  
 Init. Calib. Date(s): 5/14/2020 5/14/2020 Instrument ID: GC-PT-FID

THE ANALYTICAL SEQUENCE OF PERFORMANCE EVALUATION MIXTURES ,BLANKS,  
SAMPLES, AND STANDARDS IS GIVEN BELOW:

SURROGATE RT FROM CONTINUING CALIBRATION					
(DC4): 15.66			(4BF): 11.56		
CLIENT SAMPLE NO.	LAB SAMPLE ID	DATE ANALYZED	TIME ANALYZED	RT #	RT #
01 VOA8 CCVE 072220	VOA8 CCVE 072220	7/23/2020	06:18	15.64	0.00

QC LIMITS

(DC4) = 1,2-Dichlorobenzene-d4 (± 0.00 MINUTES)

(4BF) = 4-Bromofluorobenzene (± 0.00 MINUTES)

# Column used to flag values outside QC limits with an asterisk. \* Values outside of QC limits.

FORM VIII PEST1  
PESTICIDE ANALYTICAL SEQUENCE

Lab Name: RTI Laboratories, Inc. Contract: USA17  
 Lab Code: GLEN01 ClientID: USA17 SAS No.: SDG No.: 2006518  
 GC Column: RTX-624 30m ID: 0.25mm, 1.4um(mm)  
 Init. Calib. Date(s): 12/9/2019 12/9/2019 Instrument ID: GC-PT-FID

THE ANALYTICAL SEQUENCE OF PERFORMANCE EVALUATION MIXTURES ,BLANKS,  
SAMPLES, AND STANDARDS IS GIVEN BELOW:

SURROGATE RT FROM CONTINUING CALIBRATION					
(DC4): 15.66			(4BF): 11.56		
	CLIENT SAMPLE NO.	LAB SAMPLE ID	DATE ANALYZED	TIME ANALYZED	RT #
01	VOA8 ICV 120919	VOA8 ICV 120919	12/9/2019	20:28	15.66
01	VOA8 CCV 072320	VOA8 CCV 072320	7/23/2020	07:47	15.64
02	VOA8 LCS 072320	VOA8 LCS 072320	7/23/2020	08:17	15.64
03	VOA8 RLVS 072320	VOA8 RLVS 072320	7/23/2020	08:47	15.64
04	VOA8 MBLK 072320	VOA8 MBLK 072320	7/23/2020	09:17	15.63
05	TAFBS-S-74	2006518-024B	7/23/2020	09:47	15.64
06	TAFBS-S-75	2006518-025B	7/23/2020	10:17	15.64
07	TAFBS-S-76	2006518-026B	7/23/2020	10:47	15.64
08	ZZZZZ	2006300-001C	7/23/2020	11:17	15.64
09	ZZZZZ	2006300-004C	7/23/2020	11:46	15.64
10	ZZZZZ	2006286-007C	7/23/2020	12:17	15.64
11	ZZZZZ	2006286-009B	7/23/2020	12:46	15.64
12	ZZZZZ	2006286-010B	7/23/2020	13:17	15.64
13	ZZZZZ	2006286-011B	7/23/2020	13:47	15.64
14	ZZZZZ	2006286-012B	7/23/2020	14:17	15.63
15	ZZZZZ	2006330-001C	7/23/2020	14:47	15.64
16	ZZZZZ	2006330-002C	7/23/2020	15:17	15.64
17	ZZZZZ	2006330-003C	7/23/2020	15:47	15.63
18	ZZZZZ	2006330-004C	7/23/2020	16:17	15.64
19	ZZZZZ	2006330-005C	7/23/2020	16:47	15.63
20	ZZZZZ	2006330-006C	7/23/2020	17:17	15.64
21	ZZZZZ	2006330-007C	7/23/2020	17:47	15.64
22	MS	2006330-007CMS	7/23/2020	18:16	15.64
23	MSD	2006330-007CMSD	7/23/2020	18:46	15.64

FORM VIII PEST1  
PESTICIDE ANALYTICAL SEQUENCE

Lab Name: RTI Laboratories, Inc. Contract: USA17  
 Lab Code: GLEN01 ClientID: USA17 SAS No.:                      SDG No.: 2006518  
 GC Column: RTX-624 30m ID: 0.25mm, 1.4um(mm)  
 Init. Calib. Date(s): 12/9/2019 12/9/2019 Instrument ID: GC-PT-FID

THE ANALYTICAL SEQUENCE OF PERFORMANCE EVALUATION MIXTURES ,BLANKS,  
SAMPLES, AND STANDARDS IS GIVEN BELOW:

SURROGATE RT FROM CONTINUING CALIBRATION					
(DC4): 15.66			(4BF): 11.56		
CLIENT SAMPLE NO.	LAB SAMPLE ID	DATE ANALYZED	TIME ANALYZED	RT #	RT #
01 VOA8 CCVE 072320	VOA8 CCVE 072320	7/23/2020	19:16	15.64	0.00

QC LIMITS

(DC4) = 1,2-Dichlorobenzene-d4 (± 0.00 MINUTES)

(4BF) = 4-Bromofluorobenzene (± 0.00 MINUTES)

# Column used to flag values outside QC limits with an asterisk. \* Values outside of QC limits.

FORM VIII PEST1  
PESTICIDE ANALYTICAL SEQUENCE

Lab Name: RTI Laboratories, Inc. Contract: USA17  
 Lab Code: GLEN01 ClientID: USA17 SAS No.: SDG No.: 2006518  
 GC Column: RTX-624 30m ID: 0.25mm, 1.4um(mm)  
 Init. Calib. Date(s): 5/14/2020 5/14/2020 Instrument ID: GC-PT-FID

THE ANALYTICAL SEQUENCE OF PERFORMANCE EVALUATION MIXTURES ,BLANKS,  
SAMPLES, AND STANDARDS IS GIVEN BELOW:

SURROGATE RT FROM CONTINUING CALIBRATION					
(DC4): 15.66			(4BF): 11.56		
	CLIENT SAMPLE NO.	LAB SAMPLE ID	DATE ANALYZED	TIME ANALYZED	RT # RT #
01	VOA8 ICV 051420	VOA8 ICV 051420	5/14/2020	22:43	15.64 0.00
01	VOA8 CCV 072320	VOA8 CCV 072320	7/23/2020	07:47	15.64 0.00
02	VOA8 LCS 072320	VOA8 LCS 072320	7/23/2020	08:17	15.64 0.00
03	VOA8 RLVS 072320	VOA8 RLVS 072320	7/23/2020	08:47	15.64 0.00
04	VOA8 MBLK 072320	VOA8 MBLK 072320	7/23/2020	09:17	15.63 0.00
05	TAFBS-S-74	2006518-024B	7/23/2020	09:47	15.64 0.00
06	TAFBS-S-75	2006518-025B	7/23/2020	10:17	15.64 0.00
07	TAFBS-S-76	2006518-026B	7/23/2020	10:47	15.64 0.00
01	VOA8 CCVE 072320	VOA8 CCVE 072320	7/23/2020	19:16	15.64 0.00

QC LIMITS

(DC4) = 1,2-Dichlorobenzene-d4 (± 0.00 MINUTES)  
 (4BF) = 4-Bromofluorobenzene (± 0.00 MINUTES)

# Column used to flag values outside QC limits with an asterisk. \* Values outside of QC limits.

## Injection Log

Directory: C:\HPCHEM\1\DATA\072020

Line	Vial	FileName	Multiplier	SampleName	Misc Info	Injected
1	3	07202001.d	1.	cleaning		20 Jul 2020 13:38
2	3	07202002.d	1.	GRO Window 072020		20 Jul 2020 14:12
3	4	07202004.d	1.	cleaning		20 Jul 2020 14:42
4	3	07202005.d	1.	VOA8 CCB 072020	CCB SW_8015S-GRO	20 Jul 2020 15:12
5	31	07202006.d	1.	VOA8 CCV 072020	CCV SW_8015S-GRO	20 Jul 2020 15:42
6	30	07202007.d	1.	VOA8 LCS 072020	LCS SW_8015S-GRO	20 Jul 2020 16:12
7	32	07202008.d	1.	VOA8 RLVS 072020	RLVS SW_8015S-GRO	20 Jul 2020 16:42
8	33	07202009.d	1.	VOA8 MBLK 072020	MBLK SW_8015S-GRO	20 Jul 2020 17:11
9	34	07202010.d	1.	2006479-005B	SAMP SW_8015S-GRO	20 Jul 2020 17:42
10	40	07202011.d	1.	2006479-006B	SAMP SW_8015S-GRO	20 Jul 2020 18:12
11	35	07202012.d	1.	2006479-007B	SAMP SW_8015S-GRO	20 Jul 2020 18:42
12	40	07202013.d	1.	2006481-001B	SAMP SW_8015S-GRO	20 Jul 2020 19:12
13	41	07202014.d	1.	2006481-002B	SAMP SW_8015S-GRO	20 Jul 2020 19:42
14	42	07202015.d	1.	2006481-003B	SAMP SW_8015S-GRO	20 Jul 2020 20:11
15	43	07202016.d	1.	2006481-004B	SAMP SW_8015S-GRO	20 Jul 2020 20:41
16	44	07202017.d	1.	2006481-005B	SAMP SW_8015S-GRO	20 Jul 2020 21:11
17	45	07202018.d	1.	2006481-006B	SAMP SW_8015S-GRO	20 Jul 2020 21:41
18	46	07202019.d	1.	2006481-007B	SAMP SW_8015S-GRO	20 Jul 2020 22:11
19	47	07202020.d	1.	2006481-008B	SAMP SW_8015S-GRO	20 Jul 2020 22:41
20	48	07202021.d	1.	2006481-009B	SAMP SW_8015S-GRO	20 Jul 2020 23:11
21	49	07202022.d	1.	2006481-010B	SAMP SW_8015S-GRO	20 Jul 2020 23:41
22	50	07202023.d	1.	2006481-011B	SAMP SW_8015S-GRO	21 Jul 2020 00:10
23	51	07202024.d	1.	2006481-012B	SAMP SW_8015S-GRO	21 Jul 2020 00:40
24	52	07202025.d	1.	2006481-013B	SAMP SW_8015S-GRO	21 Jul 2020 01:11
25	53	07202026.d	1.	2006481-014B	SAMP SW_8015S-GRO	21 Jul 2020 01:40
26	52	07202027.d	1.	2006481-014BMS	MS SW_8015S-GRO	21 Jul 2020 02:10
27	53	07202028.d	1.	2006481-014BMSD	MSD SW_8015S-GRO	21 Jul 2020 02:40
28	30	07202029.d	1.	VOA8 CCVE 072020	CCVE SW_8015S-GRO	21 Jul 2020 03:10
29	40	07202030.d	1.	RINSE	DO NOT USE	21 Jul 2020 03:40
30	3	07202031.d	1.	VOA8 CCB 072120	CCB SW_8015S-GRO	21 Jul 2020 04:10
31	30	07202032.d	1.	VOA8 CCV 072120	CCV SW_8015S-GRO	21 Jul 2020 04:40
32	30	07202033.d	1.	VOA8 LCS 072120	LCS SW_8015S-GRO	21 Jul 2020 05:10
33	32	07202034.d	1.	VOA8 RLVS 072120	RLVS SW_8015S-GRO	21 Jul 2020 05:40
34	33	07202035.d	1.	VOA8 MBLK 072120	MBLK SW_8015S-GRO	21 Jul 2020 06:10
35	34	07202036.d	1.	2006481-015B	SAMP SW_8015S-GRO	21 Jul 2020 06:40
36	35	07202037.d	1.	2006481-016B	SAMP SW_8015S-GRO	21 Jul 2020 07:10
37	36	07202038.d	1.	2006481-017B	SAMP SW_8015S-GRO	21 Jul 2020 07:40
38	37	07202039.d	1.	2006481-018B	SAMP SW_8015S-GRO	21 Jul 2020 08:10
39	38	07202040.d	1.	2006481-019B	SAMP SW_8015S-GRO	21 Jul 2020 08:40
40	39	07202041.d	1.	2006481-020B	SAMP SW_8015S-GRO	21 Jul 2020 09:10
41	40	07202042.d	1.	2006481-021B	SAMP SW_8015S-GRO	21 Jul 2020 09:40
42	41	07202043.d	1.	2006481-022B	SAMP SW_8015S-GRO	21 Jul 2020 10:11
43	42	07202044.d	1.	2006481-023B	SAMP SW_8015S-GRO	21 Jul 2020 10:41
44	43	07202045.d	1.	2006481-024B	SAMP SW_8015S-GRO	21 Jul 2020 11:10
45	44	07202046.d	1.	2006481-025B	SAMP SW_8015S-GRO	21 Jul 2020 11:40
46	45	07202047.d	1.	2006518-001B	SAMP SW_8015S-GRO	21 Jul 2020 12:10
47	46	07202048.d	1.	2006518-002B	SAMP SW_8015S-GRO	21 Jul 2020 12:40
48	47	07202049.d	1.	2006518-003B	SAMP SW_8015S-GRO	21 Jul 2020 13:10
49	48	07202050.d	1.	2006518-004B	SAMP SW_8015S-GRO	21 Jul 2020 13:40
50	49	07202051.d	1.	2006518-005B	SAMP SW_8015S-GRO	21 Jul 2020 14:10
51	50	07202052.d	1.	2006518-006B	SAMP SW_8015S-GRO	21 Jul 2020 14:40
52	52	07202053.d	1.	2006518-006BMS	MS SW_8015S-GRO	21 Jul 2020 15:09
53	53	07202054.d	1.	2006518-006BMSD	MSD SW_8015S-GRO	21 Jul 2020 15:40
54	30	07202055.d	1.	VOA8 CCVE 072120	CCVE SW_8015S-GRO	21 Jul 2020 16:10
55	41	07202056.d	1.	RINSE	DO NOT USE	21 Jul 2020 16:40

**Injection Log**

Line	Vial	FileName	Multiplier	SampleName	Misc Info	Injected
56	42	07202057.d	1.	RINSE	DO NOT USE	21 Jul 2020 17:10
57	43	07202058.d	1.	RINSE	DO NOT USE	21 Jul 2020 17:39
58	44	07202059.d	1.	RINSE	DO NOT USE	21 Jul 2020 18:09

# MeOH Soils

Date	Analyst	Sampe ID	Tare Wgt (g)	Total Wgt (g)	Sample Wgt (g)	MeOH Added (mL)	% Moisture	Correction Factor	Dilution Factor	Final Dilution Factor
07/20/2020	SKM	2006479-005	37.33	47.53	10.2	0.2	7.327	0.07327	50.0	53.7
07/20/2020	SKM	2006479-006	37.62	47.81	10.19	0.2	7.8305	0.078305	50.0	53.9
07/20/2020	SKM	2006479-007	37.43	47.59	10.16	0.2	8.0988	0.080988	50.0	54.0
07/20/2020	SKM	2006481-001	37.73	47.87	10.14	0.1	8.0332	0.080332	50.0	54.0
07/20/2020	SKM	2006481-002	37.47	47.64	10.17	0.2	6.0896	0.060896	50.0	53.0
07/20/2020	SKM	2006481-003	38.11	48.3	10.19	0.2	5.912	0.05912	50.0	53.0
07/20/2020	SKM	2006481-004	37.49	47.65	10.16	0.2	5.1823	0.051823	50.0	52.6
07/20/2020	SKM	2006481-005	37.75	47.91	10.16	0.2	6.2422	0.062422	50.0	53.1
07/20/2020	SKM	2006481-006	37.51	47.69	10.18	0.2	3.8765	0.038765	50.0	51.9
07/20/2020	SKM	2006481-007	37.14	47.31	10.17	0.2	5.0935	0.050935	50.0	52.5
07/20/2020	SKM	2006481-008	37.64	47.78	10.14	0.1	6.3352	0.063352	50.0	53.2
07/20/2020	SKM	2006481-009	37.61	47.77	10.16	0.2	7.4542	0.074542	50.0	53.7
07/20/2020	SKM	2006481-010	37.9	48.04	10.14	0.1	3.819	0.03819	50.0	51.9
07/20/2020	SKM	2006481-011	37.69	47.93	10.24	0.2	4.3503	0.043503	50.0	52.2
07/20/2020	SKM	2006481-012	37.9	48.06	10.16	0.2	8.2661	0.082661	50.0	54.1
07/20/2020	SKM	2006481-013	37.78	47.95	10.17	0.2	6.448	0.06448	50.0	53.2
07/20/2020	SKM	2006481-014	37.82	48.03	10.21	0.2	4.1949	0.041949	50.0	52.1
07/20/2020	SKM	2006481-015	37.72	47.91	10.19	0.2	4.8645	0.048645	50.0	52.4
07/20/2020	SKM	2006481-016	37.69	47.87	10.18	0.2	10.0248	0.100248	50.0	55.0
07/20/2020	SKM	2006481-017	37.4	47.62	10.22	0.2	5.2743	0.052743	50.0	52.6
07/20/2020	SKM	2006481-018	37.57	47.71	10.14	0.1	4.2857	0.042857	50.0	52.1
07/20/2020	SKM	2006481-019	37.79	48.01	10.22	0.2	7.8571	0.078571	50.0	53.9
07/20/2020	SKM	2006481-020	37.16	47.36	10.2	0.2	7.8035	0.078035	50.0	53.9
07/20/2020	SKM	2006481-021	37.84	48.06	10.22	0.2	8.255	0.08255	50.0	54.1
07/20/2020	SKM	2006481-022	37.83	48	10.17	0.2	8.809	0.08809	50.0	54.4
07/20/2020	SKM	2006481-023	37.74	47.88	10.14	0.1	5.5034	0.055034	50.0	52.8
07/20/2020	SKM	2006481-024	37.92	48.09	10.17	0.2	5.9296	0.059296	50.0	53.0
07/20/2020	SKM	2006481-025	37.73	47.88	10.15	0.2	8.2988	0.082988	50.0	54.1
07/20/2020	SKM	2006518-001	38.09	48.24	10.15	0.1	9.2534	0.092534	50.0	54.6
07/20/2020	SKM	2006518-002	37.87	48.06	10.19	0.2	8.1734	0.081734	50.0	54.1
07/20/2020	SKM	2006518-003	37.87	48.03	10.16	0.2	6.0481	0.060481	50.0	53.0
07/20/2020	SKM	2006518-004	38.09	48.31	10.22	0.2	5.784	0.05784	50.0	52.9
07/20/2020	SKM	2006518-005	37.34	47.51	10.17	0.2	3.9118	0.039118	50.0	52.0
07/20/2020	SKM	2006518-006	37.86	48.03	10.17	0.2	4.5977	0.045977	50.0	52.3

## Injection Log

Directory: C:\HPCHEM\1\DATA\072020

Line	Vial	FileName	Multiplier	SampleName	Misc Info	Injected
1	3	07202001.d	1.	cleaning		20 Jul 2020 13:38
2	3	07202002.d	1.	GRO Window 072020		20 Jul 2020 14:12
3	4	07202004.d	1.	cleaning		20 Jul 2020 14:42
4	3	07202005.d	1.	VOA8 CCB 072020	CCB SW_8015S-GRO	20 Jul 2020 15:12
5	31	07202006.d	1.	VOA8 CCV 072020	CCV SW_8015S-GRO	20 Jul 2020 15:42
6	30	07202007.d	1.	VOA8 LCS 072020	LCS SW_8015S-GRO	20 Jul 2020 16:12
7	32	07202008.d	1.	VOA8 RLVS 072020	RLVS SW_8015S-GRO	20 Jul 2020 16:42
8	33	07202009.d	1.	VOA8 MBLK 072020	MBLK SW_8015S-GRO	20 Jul 2020 17:11
9	34	07202010.d	1.	2006479-005B	SAMP SW_8015S-GRO	20 Jul 2020 17:42
10	40	07202011.d	1.	2006479-006B	SAMP SW_8015S-GRO	20 Jul 2020 18:12
11	35	07202012.d	1.	2006479-007B	SAMP SW_8015S-GRO	20 Jul 2020 18:42
12	40	07202013.d	1.	2006481-001B	SAMP SW_8015S-GRO	20 Jul 2020 19:12
13	41	07202014.d	1.	2006481-002B	SAMP SW_8015S-GRO	20 Jul 2020 19:42
14	42	07202015.d	1.	2006481-003B	SAMP SW_8015S-GRO	20 Jul 2020 20:11
15	43	07202016.d	1.	2006481-004B	SAMP SW_8015S-GRO	20 Jul 2020 20:41
16	44	07202017.d	1.	2006481-005B	SAMP SW_8015S-GRO	20 Jul 2020 21:11
17	45	07202018.d	1.	2006481-006B	SAMP SW_8015S-GRO	20 Jul 2020 21:41
18	46	07202019.d	1.	2006481-007B	SAMP SW_8015S-GRO	20 Jul 2020 22:11
19	47	07202020.d	1.	2006481-008B	SAMP SW_8015S-GRO	20 Jul 2020 22:41
20	48	07202021.d	1.	2006481-009B	SAMP SW_8015S-GRO	20 Jul 2020 23:11
21	49	07202022.d	1.	2006481-010B	SAMP SW_8015S-GRO	20 Jul 2020 23:41
22	50	07202023.d	1.	2006481-011B	SAMP SW_8015S-GRO	21 Jul 2020 00:10
23	51	07202024.d	1.	2006481-012B	SAMP SW_8015S-GRO	21 Jul 2020 00:40
24	52	07202025.d	1.	2006481-013B	SAMP SW_8015S-GRO	21 Jul 2020 01:11
25	53	07202026.d	1.	2006481-014B	SAMP SW_8015S-GRO	21 Jul 2020 01:40
26	52	07202027.d	1.	2006481-014BMS	MS SW_8015S-GRO	21 Jul 2020 02:10
27	53	07202028.d	1.	2006481-014BMSD	MSD SW_8015S-GRO	21 Jul 2020 02:40
28	30	07202029.d	1.	VOA8 CCVE 072020	CCVE SW_8015S-GRO	21 Jul 2020 03:10
29	40	07202030.d	1.	RINSE	DO NOT USE	21 Jul 2020 03:40
30	3	07202031.d	1.	VOA8 CCB 072120	CCB SW_8015S-GRO	21 Jul 2020 04:10
31	30	07202032.d	1.	VOA8 CCV 072120	CCV SW_8015S-GRO	21 Jul 2020 04:40
32	30	07202033.d	1.	VOA8 LCS 072120	LCS SW_8015S-GRO	21 Jul 2020 05:10
33	32	07202034.d	1.	VOA8 RLVS 072120	RLVS SW_8015S-GRO	21 Jul 2020 05:40
34	33	07202035.d	1.	VOA8 MBLK 072120	MBLK SW_8015S-GRO	21 Jul 2020 06:10
35	34	07202036.d	1.	2006481-015B	SAMP SW_8015S-GRO	21 Jul 2020 06:40
36	35	07202037.d	1.	2006481-016B	SAMP SW_8015S-GRO	21 Jul 2020 07:10
37	36	07202038.d	1.	2006481-017B	SAMP SW_8015S-GRO	21 Jul 2020 07:40
38	37	07202039.d	1.	2006481-018B	SAMP SW_8015S-GRO	21 Jul 2020 08:10
39	38	07202040.d	1.	2006481-019B	SAMP SW_8015S-GRO	21 Jul 2020 08:40
40	39	07202041.d	1.	2006481-020B	SAMP SW_8015S-GRO	21 Jul 2020 09:10
41	40	07202042.d	1.	2006481-021B	SAMP SW_8015S-GRO	21 Jul 2020 09:40
42	41	07202043.d	1.	2006481-022B	SAMP SW_8015S-GRO	21 Jul 2020 10:11
43	42	07202044.d	1.	2006481-023B	SAMP SW_8015S-GRO	21 Jul 2020 10:41
44	43	07202045.d	1.	2006481-024B	SAMP SW_8015S-GRO	21 Jul 2020 11:10
45	44	07202046.d	1.	2006481-025B	SAMP SW_8015S-GRO	21 Jul 2020 11:40
46	45	07202047.d	1.	2006518-001B	SAMP SW_8015S-GRO	21 Jul 2020 12:10
47	46	07202048.d	1.	2006518-002B	SAMP SW_8015S-GRO	21 Jul 2020 12:40
48	47	07202049.d	1.	2006518-003B	SAMP SW_8015S-GRO	21 Jul 2020 13:10
49	48	07202050.d	1.	2006518-004B	SAMP SW_8015S-GRO	21 Jul 2020 13:40
50	49	07202051.d	1.	2006518-005B	SAMP SW_8015S-GRO	21 Jul 2020 14:10
51	50	07202052.d	1.	2006518-006B	SAMP SW_8015S-GRO	21 Jul 2020 14:40
52	52	07202053.d	1.	2006518-006BMS	MS SW_8015S-GRO	21 Jul 2020 15:09
53	53	07202054.d	1.	2006518-006BMSD	MSD SW_8015S-GRO	21 Jul 2020 15:40
54	30	07202055.d	1.	VOA8 CCVE 072120	CCVE SW_8015S-GRO	21 Jul 2020 16:10
55	41	07202056.d	1.	RINSE	DO NOT USE	21 Jul 2020 16:40



**Injection Log**

Line	Vial	FileName	Multiplier	SampleName	Misc Info	Injected
56	42	07202057.d	1.	RINSE	DO NOT USE	21 Jul 2020 17:10
57	43	07202058.d	1.	RINSE	DO NOT USE	21 Jul 2020 17:39
58	44	07202059.d	1.	RINSE	DO NOT USE	21 Jul 2020 18:09

# MeOH Soils

Date	Analyst	Sampe ID	Tare Wgt (g)	Total Wgt (g)	Sample Wgt (g)	MeOH Added (mL)	% Moisture	Correction Factor	Dilution Factor	Final Dilution Factor
07/20/2020	SKM	2006479-005	37.33	47.53	10.2	0.2	7.327	0.07327	50.0	53.7
07/20/2020	SKM	2006479-006	37.62	47.81	10.19	0.2	7.8305	0.078305	50.0	53.9
07/20/2020	SKM	2006479-007	37.43	47.59	10.16	0.2	8.0988	0.080988	50.0	54.0
07/20/2020	SKM	2006481-001	37.73	47.87	10.14	0.1	8.0332	0.080332	50.0	54.0
07/20/2020	SKM	2006481-002	37.47	47.64	10.17	0.2	6.0896	0.060896	50.0	53.0
07/20/2020	SKM	2006481-003	38.11	48.3	10.19	0.2	5.912	0.05912	50.0	53.0
07/20/2020	SKM	2006481-004	37.49	47.65	10.16	0.2	5.1823	0.051823	50.0	52.6
07/20/2020	SKM	2006481-005	37.75	47.91	10.16	0.2	6.2422	0.062422	50.0	53.1
07/20/2020	SKM	2006481-006	37.51	47.69	10.18	0.2	3.8765	0.038765	50.0	51.9
07/20/2020	SKM	2006481-007	37.14	47.31	10.17	0.2	5.0935	0.050935	50.0	52.5
07/20/2020	SKM	2006481-008	37.64	47.78	10.14	0.1	6.3352	0.063352	50.0	53.2
07/20/2020	SKM	2006481-009	37.61	47.77	10.16	0.2	7.4542	0.074542	50.0	53.7
07/20/2020	SKM	2006481-010	37.9	48.04	10.14	0.1	3.819	0.03819	50.0	51.9
07/20/2020	SKM	2006481-011	37.69	47.93	10.24	0.2	4.3503	0.043503	50.0	52.2
07/20/2020	SKM	2006481-012	37.9	48.06	10.16	0.2	8.2661	0.082661	50.0	54.1
07/20/2020	SKM	2006481-013	37.78	47.95	10.17	0.2	6.448	0.06448	50.0	53.2
07/20/2020	SKM	2006481-014	37.82	48.03	10.21	0.2	4.1949	0.041949	50.0	52.1
07/20/2020	SKM	2006481-015	37.72	47.91	10.19	0.2	4.8645	0.048645	50.0	52.4
07/20/2020	SKM	2006481-016	37.69	47.87	10.18	0.2	10.0248	0.100248	50.0	55.0
07/20/2020	SKM	2006481-017	37.4	47.62	10.22	0.2	5.2743	0.052743	50.0	52.6
07/20/2020	SKM	2006481-018	37.57	47.71	10.14	0.1	4.2857	0.042857	50.0	52.1
07/20/2020	SKM	2006481-019	37.79	48.01	10.22	0.2	7.8571	0.078571	50.0	53.9
07/20/2020	SKM	2006481-020	37.16	47.36	10.2	0.2	7.8035	0.078035	50.0	53.9
07/20/2020	SKM	2006481-021	37.84	48.06	10.22	0.2	8.255	0.08255	50.0	54.1
07/20/2020	SKM	2006481-022	37.83	48	10.17	0.2	8.809	0.08809	50.0	54.4
07/20/2020	SKM	2006481-023	37.74	47.88	10.14	0.1	5.5034	0.055034	50.0	52.8
07/20/2020	SKM	2006481-024	37.92	48.09	10.17	0.2	5.9296	0.059296	50.0	53.0
07/20/2020	SKM	2006481-025	37.73	47.88	10.15	0.2	8.2988	0.082988	50.0	54.1
07/20/2020	SKM	2006518-001	38.09	48.24	10.15	0.1	9.2534	0.092534	50.0	54.6
07/20/2020	SKM	2006518-002	37.87	48.06	10.19	0.2	8.1734	0.081734	50.0	54.1
07/20/2020	SKM	2006518-003	37.87	48.03	10.16	0.2	6.0481	0.060481	50.0	53.0
07/20/2020	SKM	2006518-004	38.09	48.31	10.22	0.2	5.784	0.05784	50.0	52.9
07/20/2020	SKM	2006518-005	37.34	47.51	10.17	0.2	3.9118	0.039118	50.0	52.0
07/20/2020	SKM	2006518-006	37.86	48.03	10.17	0.2	4.5977	0.045977	50.0	52.3

Data File : C:\HPCHEM\1\DATA\072020\07202031.D Vial: 3  
Acq On : 21 Jul 2020 4:10 am Operator: S MCQUINN  
Sample : VOA8 CCB 072120 Inst : voa8  
Misc : CCB SW\_8015S-GRO Multiplr: 1.00  
IntFile : GRO.E  
Quant Time: Aug 12 11:32 2020 Quant Results File: 051420S.RES

Quant Method : C:\HPCHEM\1...\051420S.M (Chemstation Integrator)  
Title : GC-PT c6-10 SOIL  
Last Update : Thu Jun 11 15:37:38 2020  
Response via : Initial Calibration  
DataAcq Meth : 120919S.M

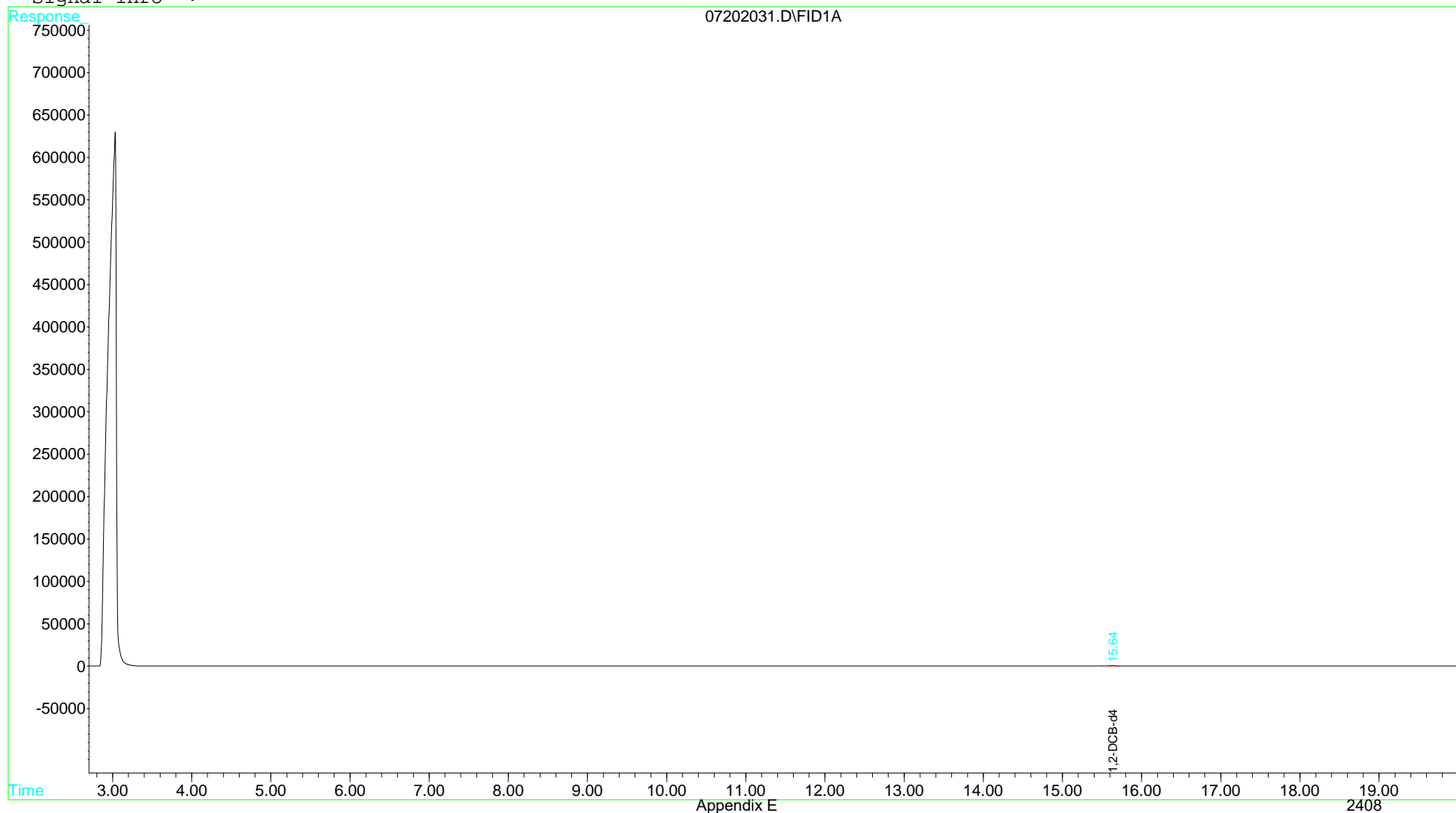
Volume Inj. :  
Signal Phase :  
Signal Info :

Compound	R.T.	Response	Conc Units
-----			
System Monitoring Compounds			
2) S 1,2-DCB-d4 (Surrogate)	15.64	21414	45.587 ug/KG
Target Compounds			
1) H GRO C6-C10	8.46	740	<MDL ug/KG

Data File : C:\HPCHEM\1\DATA\072020\07202031.D Vial: 3  
Acq On : 21 Jul 2020 4:10 am Operator: S MCQUINN  
Sample : VOA8 CCB 072120 Inst : voa8  
Misc : CCB SW\_8015S-GRO Multiplr: 1.00  
IntFile : GRO.E  
Quant Time: Aug 12 11:32 2020 Quant Results File: 051420S.RES

Quant Method : C:\HPCHEM\1...\051420S.M (Chemstation Integrator)  
Title : GC-PT c6-10 SOIL  
Last Update : Thu Jun 11 15:37:38 2020  
Response via : Multiple Level Calibration  
DataAcq Meth : 120919S.M

Volume Inj. :  
Signal Phase :  
Signal Info :



Data File : C:\HPCHEM\1\DATA\072020\07202032.D Vial: 30  
Acq On : 21 Jul 2020 4:40 am Operator: S MCQUINN  
Sample : VOA8 CCV 072120 Inst : voa8  
Misc : CCV SW\_8015S-GRO Multiplr: 1.00  
IntFile : GRO.E

Method : C:\HPCHEM\1\METHODS\2019\051420S.M (Chemstation Integrator)  
Title : GC-PT c6-10 SOIL  
Last Update : Thu Jun 11 15:37:38 2020  
Response via : Multiple Level Calibration

Min. RRF : 0.000 Min. Rel. Area : 50% Max. R.T. Dev 0.50min  
Max. RRF Dev : 15% Max. Rel. Area : 150%

	Compound	Amount	Calc.	%Dev	Area%	Dev(min)
1 H	GRO C6-C10	2000.000	2147.386	-7.4	108	0.00
2 S	1,2-DCB-d4 (Surrogate)	50.000	48.621	2.8	99	0.00

Data File : C:\HPCHEM\1\DATA\072020\07202032.D Vial: 30  
Acq On : 21 Jul 2020 4:40 am Operator: S MCQUINN  
Sample : VOA8 CCV 072120 Inst : voa8  
Misc : CCV SW\_8015S-GRO Multiplr: 1.00  
IntFile : GRO.E

Method : C:\HPCHEM\1\METHODS\2019\051420S.M (Chemstation Integrator)  
Title : GC-PT c6-10 SOIL  
Last Update : Thu Jun 11 15:37:38 2020  
Response via : Multiple Level Calibration

Min. RRF : 0.000 Min. Rel. Area : 50% Max. R.T. Dev 0.50min  
Max. RRF Dev : 15% Max. Rel. Area : 150%

Compound	Amount	Calc.	%Dev	Area%	Dev(min)
----------	--------	-------	------	-------	----------

Data File : C:\HPCHEM\1\DATA\072020\07202032.D Vial: 30  
Acq On : 21 Jul 2020 4:40 am Operator: S MCQUINN  
Sample : VOA8 CCV 072120 Inst : voa8  
Misc : CCV SW\_8015S-GRO Multiplr: 1.00  
IntFile : GRO.E  
Quant Time: Aug 12 11:32 2020 Quant Results File: 051420S.RES

Quant Method : C:\HPCHEM\1...\051420S.M (Chemstation Integrator)  
Title : GC-PT c6-10 SOIL  
Last Update : Thu Jun 11 15:37:38 2020  
Response via : Initial Calibration  
DataAcq Meth : 120919S.M

Volume Inj. :  
Signal Phase :  
Signal Info :

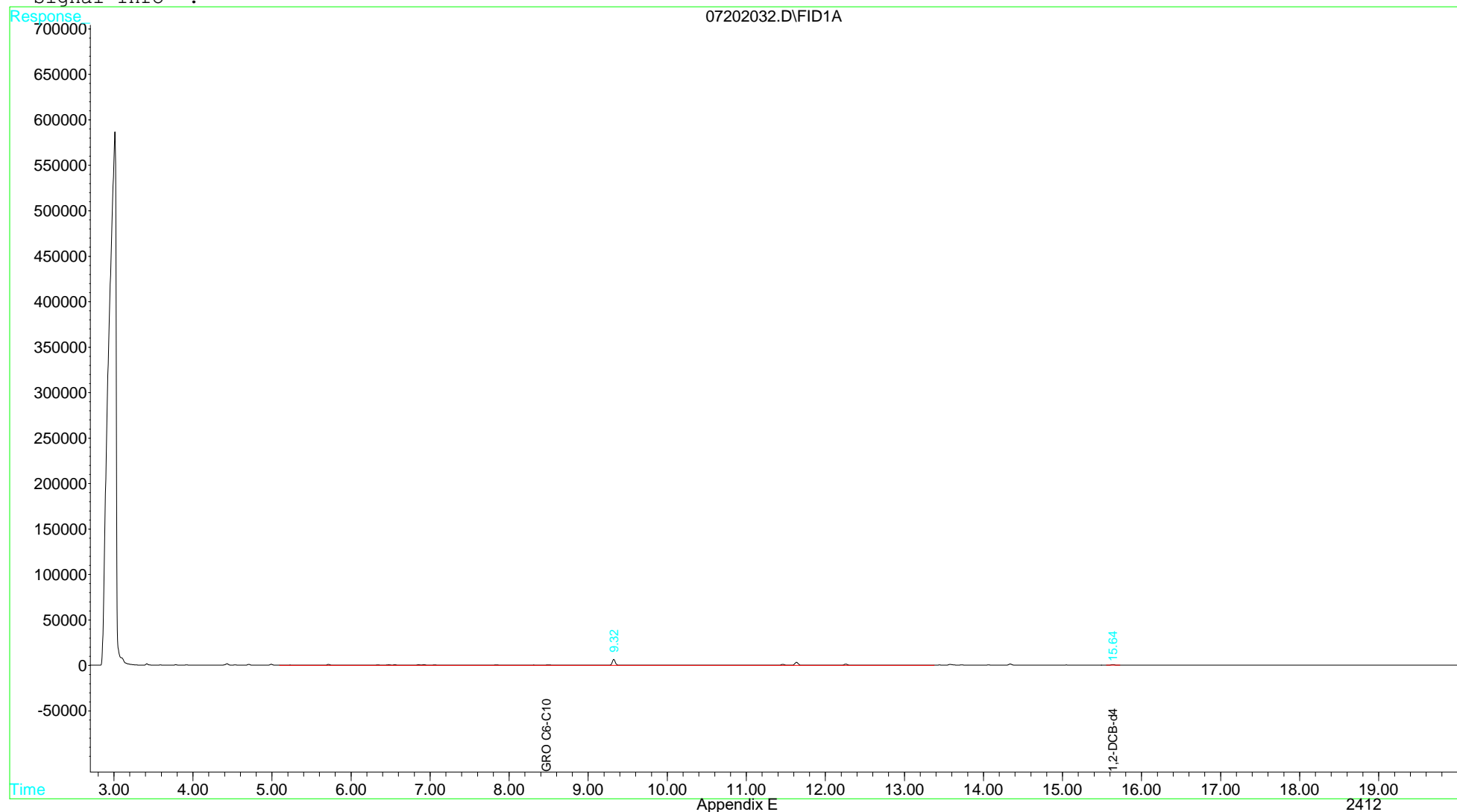
Compound	R.T.	Response	Conc Units
-----			
System Monitoring Compounds			
2) S 1,2-DCB-d4 (Surrogate)	15.64	22839	48.621 ug/KG
Target Compounds			
1) H GRO C6-C10	8.46	828911	2147.386 ug/KG

Data File : C:\HPCHEM\1\DATA\072020\07202032.D  
Acq On : 21 Jul 2020 4:40 am  
Sample : VOA8 CCV 072120  
Misc : CCV SW\_8015S-GRO  
IntFile : GRO.E  
Quant Time: Aug 12 11:32 2020 Quant Results File: 051420S.RES

Vial: 30  
Operator: S MCQUINN  
Inst : voa8  
Multiplr: 1.00

Quant Method : C:\HPCHEM\1...\051420S.M (Chemstation Integrator)  
Title : GC-PT c6-10 SOIL  
Last Update : Thu Jun 11 15:37:38 2020  
Response via : Multiple Level Calibration  
DataAcq Meth : 120919S.M

Volume Inj. :  
Signal Phase :  
Signal Info :





Data File : C:\HPCHEM\1\DATA\072020\07202033.D Vial: 30  
Acq On : 21 Jul 2020 5:10 am Operator: S MCQUINN  
Sample : VOA8 LCS 072120 Inst : voa8  
Misc : LCS SW\_8015S-GRO Multiplr: 1.00  
IntFile : GRO.E  
Quant Time: Aug 12 11:33 2020 Quant Results File: 051420S.RES

Quant Method : C:\HPCHEM\1...\051420S.M (Chemstation Integrator)  
Title : GC-PT c6-10 SOIL  
Last Update : Thu Jun 11 15:37:38 2020  
Response via : Initial Calibration  
DataAcq Meth : 120919S.M

Volume Inj. :  
Signal Phase :  
Signal Info :

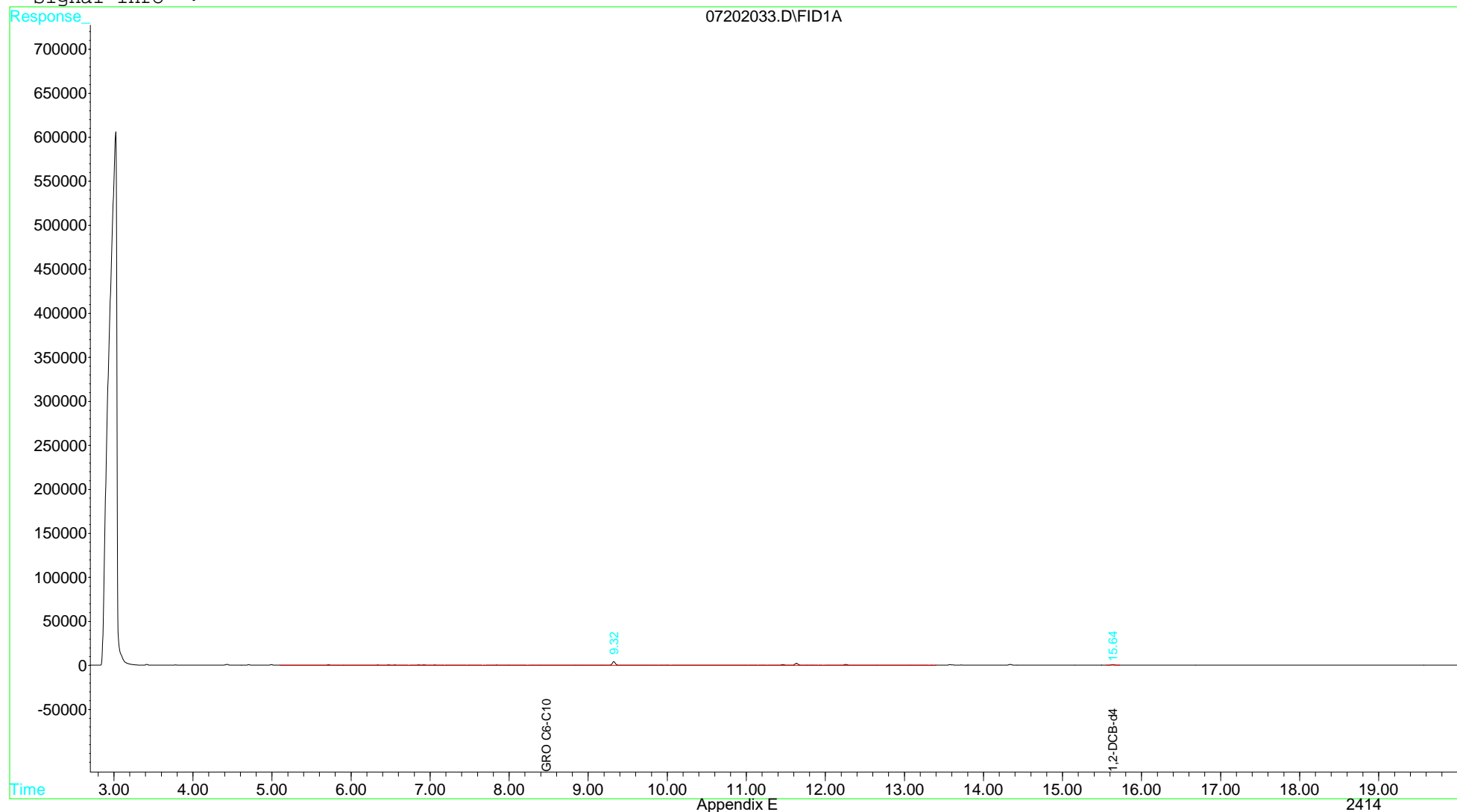
Compound	R.T.	Response	Conc Units
-----			
System Monitoring Compounds			
2) S 1,2-DCB-d4 (Surrogate)	15.64	23441	49.902 ug/KG
Target Compounds			
1) H GRO C6-C10	8.46	391760	1014.898 ug/KG

Data File : C:\HPCHEM\1\DATA\072020\07202033.D  
Acq On : 21 Jul 2020 5:10 am  
Sample : VOA8 LCS 072120  
Misc : LCS SW\_8015S-GRO  
IntFile : GRO.E  
Quant Time: Aug 12 11:33 2020 Quant Results File: 051420S.RES

Vial: 30  
Operator: S MCQUINN  
Inst : voa8  
Multiplr: 1.00

Quant Method : C:\HPCHEM\1...\051420S.M (Chemstation Integrator)  
Title : GC-PT c6-10 SOIL  
Last Update : Thu Jun 11 15:37:38 2020  
Response via : Multiple Level Calibration  
DataAcq Meth : 120919S.M

Volume Inj. :  
Signal Phase :  
Signal Info :



Data File : C:\HPCHEM\1\DATA\072020\07202034.D Vial: 32  
Acq On : 21 Jul 2020 5:40 am Operator: S MCQUINN  
Sample : VOA8 RLVS 072120 Inst : voa8  
Misc : RLVS SW\_8015S-GRO Multiplr: 1.00  
IntFile : GRO.E  
Quant Time: Aug 12 11:33 2020 Quant Results File: 051420S.RES

Quant Method : C:\HPCHEM\1...\051420S.M (Chemstation Integrator)  
Title : GC-PT c6-10 SOIL  
Last Update : Thu Jun 11 15:37:38 2020  
Response via : Initial Calibration  
DataAcq Meth : 120919S.M

Volume Inj. :  
Signal Phase :  
Signal Info :

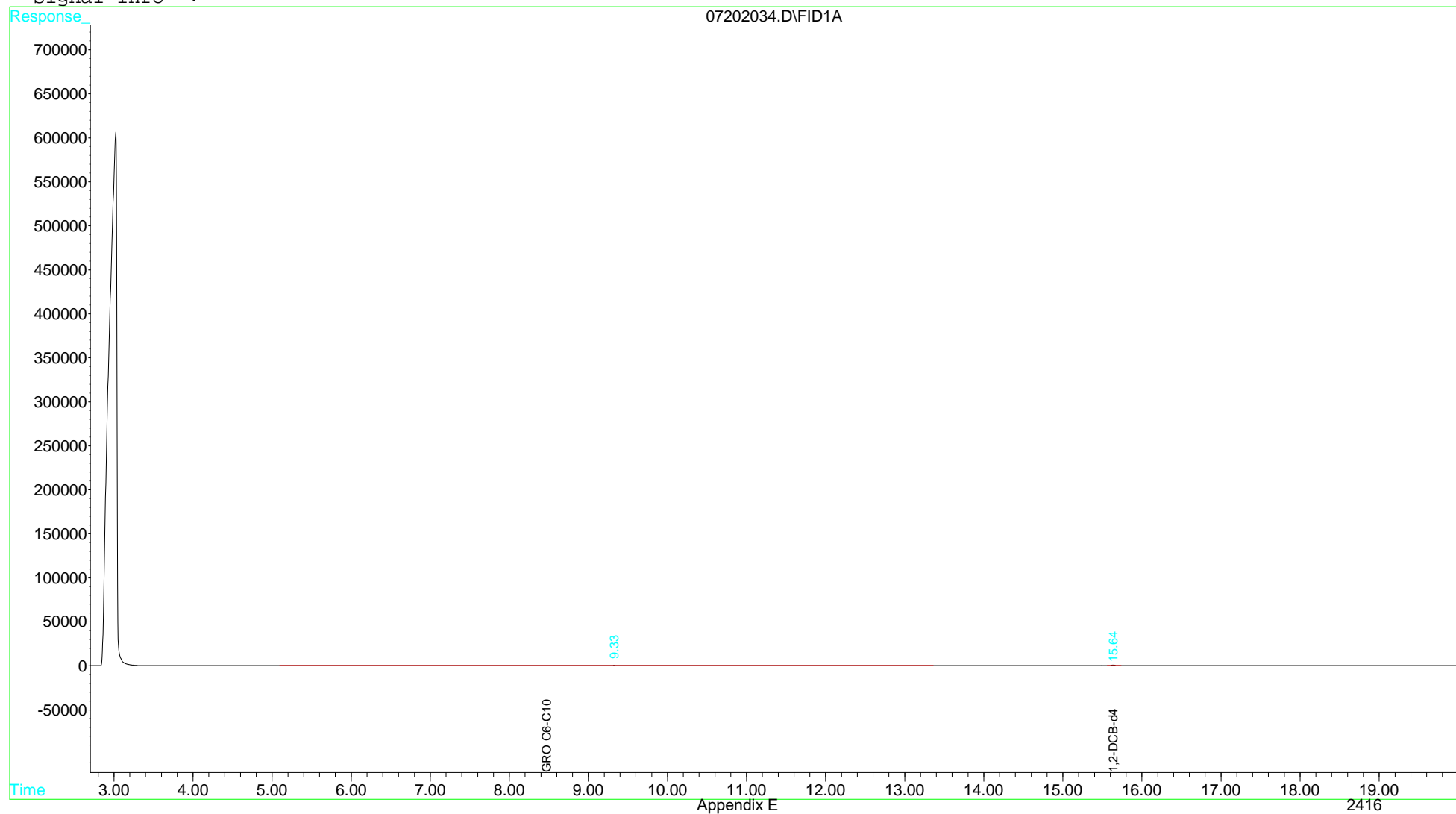
Compound	R.T.	Response	Conc Units
-----			
System Monitoring Compounds			
2) S 1,2-DCB-d4 (Surrogate)	15.64	21739	46.279 ug/KG
Target Compounds			
1) H GRO C6-C10	8.46	38733	100.343 ug/KG

Data File : C:\HPCHEM\1\DATA\072020\07202034.D  
Acq On : 21 Jul 2020 5:40 am  
Sample : VOA8 RLVS 072120  
Misc : RLVS SW\_8015S-GRO  
IntFile : GRO.E  
Quant Time: Aug 12 11:33 2020 Quant Results File: 051420S.RES

Vial: 32  
Operator: S MCQUINN  
Inst : voa8  
Multiplr: 1.00

Quant Method : C:\HPCHEM\1...\051420S.M (Chemstation Integrator)  
Title : GC-PT c6-10 SOIL  
Last Update : Thu Jun 11 15:37:38 2020  
Response via : Multiple Level Calibration  
DataAcq Meth : 120919S.M

Volume Inj. :  
Signal Phase :  
Signal Info :



Data File : C:\HPCHEM\1\DATA\072020\07202035.D Vial: 33  
Acq On : 21 Jul 2020 6:10 am Operator: S MCQUINN  
Sample : VOA8 MBLK 072120 Inst : voa8  
Misc : MBLK SW\_8015S-GRO Multiplr: 1.00  
IntFile : GRO.E  
Quant Time: Aug 12 11:33 2020 Quant Results File: 051420S.RES

Quant Method : C:\HPCHEM\1...\051420S.M (Chemstation Integrator)  
Title : GC-PT c6-10 SOIL  
Last Update : Thu Jun 11 15:37:38 2020  
Response via : Initial Calibration  
DataAcq Meth : 120919S.M

Volume Inj. :  
Signal Phase :  
Signal Info :

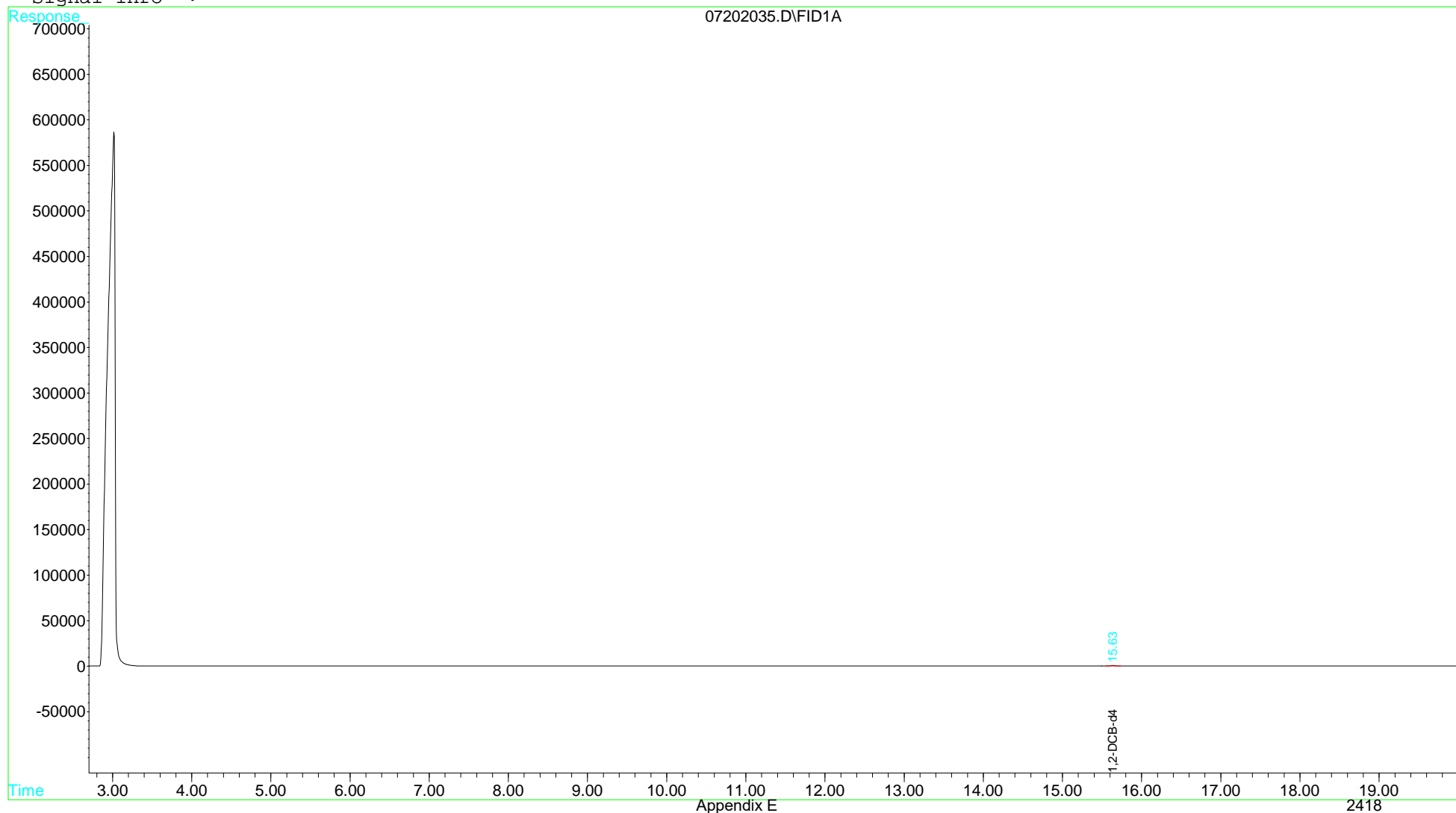
Compound	R.T.	Response	Conc Units
-----			
System Monitoring Compounds			
2) S 1,2-DCB-d4 (Surrogate)	15.64	23215	49.421 ug/KG
Target Compounds			
1) H GRO C6-C10	8.46	628	<MDL ug/KG

Data File : C:\HPCHEM\1\DATA\072020\07202035.D  
Acq On : 21 Jul 2020 6:10 am  
Sample : VOA8 MBLK 072120  
Misc : MBLK SW\_8015S-GRO  
IntFile : GRO.E  
Quant Time: Aug 12 11:33 2020 Quant Results File: 051420S.RES

Vial: 33  
Operator: S MCQUINN  
Inst : voa8  
Multiplr: 1.00

Quant Method : C:\HPCHEM\1...\051420S.M (Chemstation Integrator)  
Title : GC-PT c6-10 SOIL  
Last Update : Thu Jun 11 15:37:38 2020  
Response via : Multiple Level Calibration  
DataAcq Meth : 120919S.M

Volume Inj. :  
Signal Phase :  
Signal Info :



Data File : C:\HPCHEM\1\DATA\072020\07202047.D Vial: 45  
Acq On : 21 Jul 2020 12:10 pm Operator: S MCQUINN  
Sample : 2006518-001B Inst : voa8  
Misc : SAMP SW\_8015S-GRO Multiplr: 1.00  
IntFile : GRO.E  
Quant Time: Aug 12 11:37 2020 Quant Results File: 051420S.RES

Quant Method : C:\HPCHEM\1...\051420S.M (Chemstation Integrator)  
Title : GC-PT c6-10 SOIL  
Last Update : Thu Jun 11 15:37:38 2020  
Response via : Initial Calibration  
DataAcq Meth : 120919S.M

Volume Inj. :  
Signal Phase :  
Signal Info :

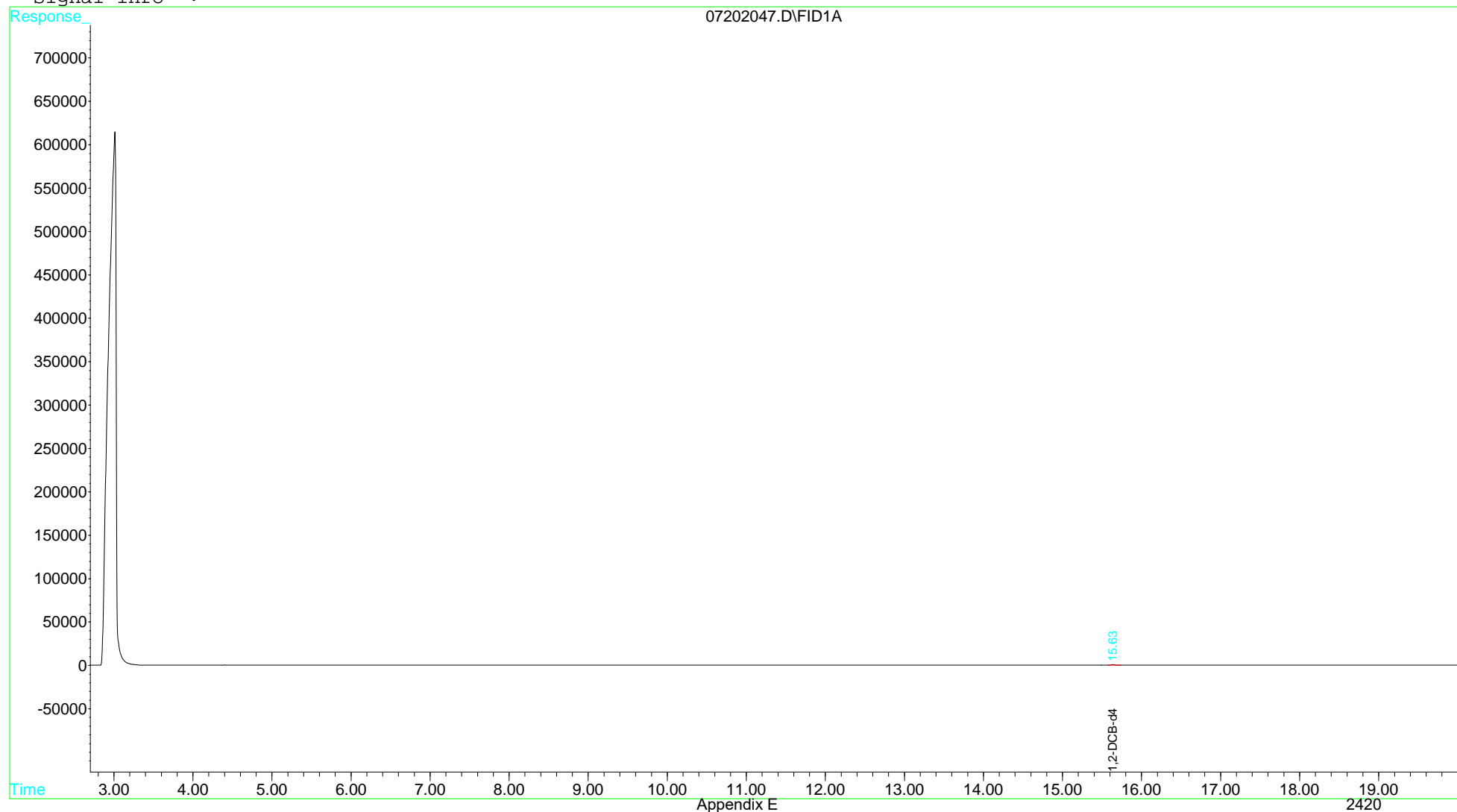
Compound	R.T.	Response	Conc Units
-----			
System Monitoring Compounds			
2) S 1,2-DCB-d4 (Surrogate)	15.64	21246	45.229 ug/KG
Target Compounds			
1) H GRO C6-C10	8.46	579	<MDL ug/KG

Data File : C:\HPCHEM\1\DATA\072020\07202047.D  
Acq On : 21 Jul 2020 12:10 pm  
Sample : 2006518-001B  
Misc : SAMP SW\_8015S-GRO  
IntFile : GRO.E  
Quant Time: Aug 12 11:37 2020 Quant Results File: 051420S.RES

Vial: 45  
Operator: S MCQUINN  
Inst : voa8  
Multiplr: 1.00

Quant Method : C:\HPCHEM\1...\051420S.M (Chemstation Integrator)  
Title : GC-PT c6-10 SOIL  
Last Update : Thu Jun 11 15:37:38 2020  
Response via : Multiple Level Calibration  
DataAcq Meth : 120919S.M

Volume Inj. :  
Signal Phase :  
Signal Info :





Data File : C:\HPCHEM\1\DATA\072020\07202048.D Vial: 46  
Acq On : 21 Jul 2020 12:40 pm Operator: S MCQUINN  
Sample : 2006518-002B Inst : voa8  
Misc : SAMP SW\_8015S-GRO Multiplr: 1.00  
IntFile : GRO.E  
Quant Time: Aug 12 11:37 2020 Quant Results File: 051420S.RES

Quant Method : C:\HPCHEM\1...\051420S.M (Chemstation Integrator)  
Title : GC-PT c6-10 SOIL  
Last Update : Thu Jun 11 15:37:38 2020  
Response via : Initial Calibration  
DataAcq Meth : 120919S.M

Volume Inj. :  
Signal Phase :  
Signal Info :

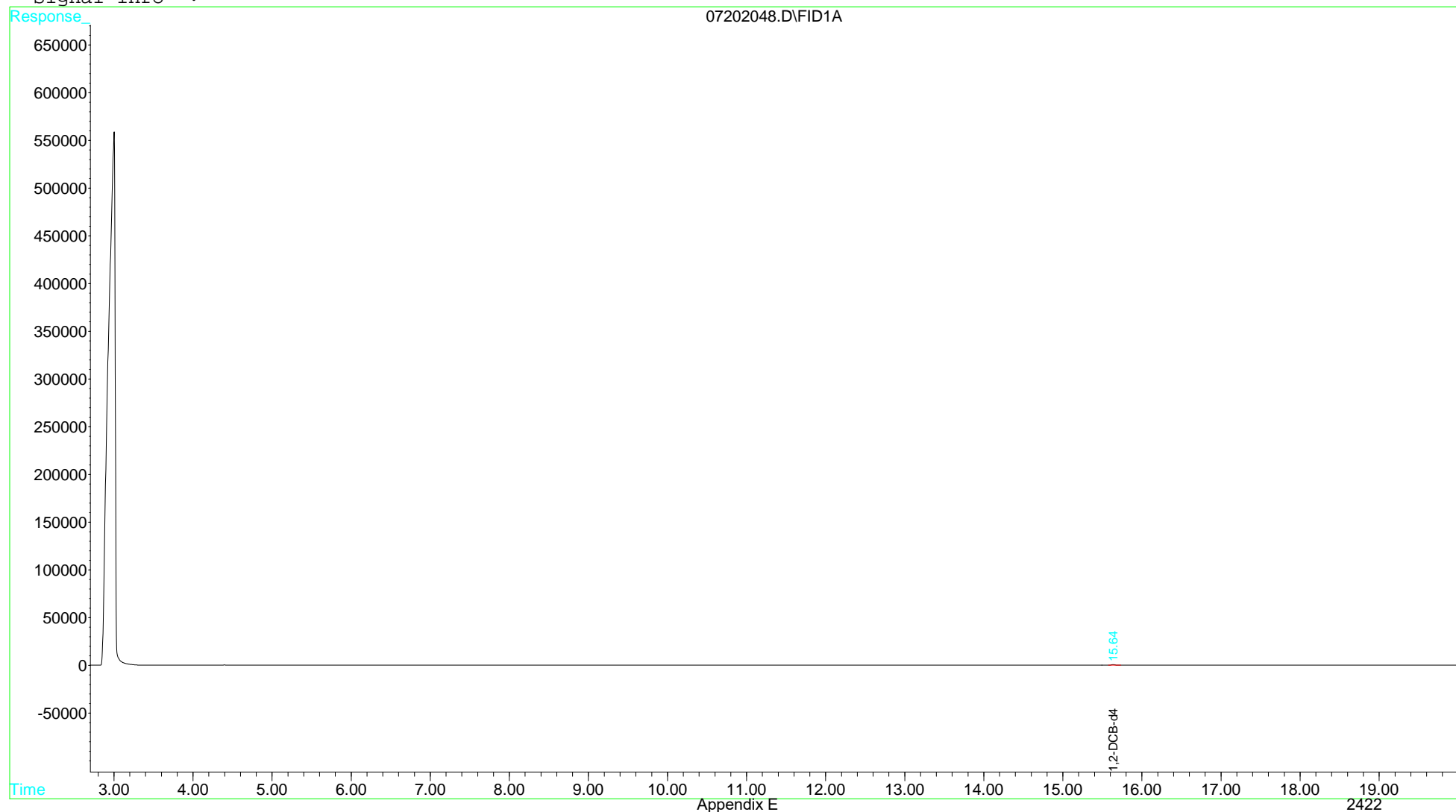
Compound	R.T.	Response	Conc Units
-----			
System Monitoring Compounds			
2) S 1,2-DCB-d4 (Surrogate)	15.64	21611	46.006 ug/KG
Target Compounds			
1) H GRO C6-C10	8.46	335	<MDL ug/KG

Data File : C:\HPCHEM\1\DATA\072020\07202048.D  
Acq On : 21 Jul 2020 12:40 pm  
Sample : 2006518-002B  
Misc : SAMP SW\_8015S-GRO  
IntFile : GRO.E  
Quant Time: Aug 12 11:37 2020 Quant Results File: 051420S.RES

Vial: 46  
Operator: S MCQUINN  
Inst : voa8  
Multiplr: 1.00

Quant Method : C:\HPCHEM\1...\051420S.M (Chemstation Integrator)  
Title : GC-PT c6-10 SOIL  
Last Update : Thu Jun 11 15:37:38 2020  
Response via : Multiple Level Calibration  
DataAcq Meth : 120919S.M

Volume Inj. :  
Signal Phase :  
Signal Info :



Data File : C:\HPCHEM\1\DATA\072020\07202049.D Vial: 47  
Acq On : 21 Jul 2020 1:10 pm Operator: S MCQUINN  
Sample : 2006518-003B Inst : voa8  
Misc : SAMP SW\_8015S-GRO Multiplr: 1.00  
IntFile : GRO.E  
Quant Time: Aug 12 11:37 2020 Quant Results File: 051420S.RES

Quant Method : C:\HPCHEM\1...\051420S.M (Chemstation Integrator)  
Title : GC-PT c6-10 SOIL  
Last Update : Thu Jun 11 15:37:38 2020  
Response via : Initial Calibration  
DataAcq Meth : 120919S.M

Volume Inj. :  
Signal Phase :  
Signal Info :

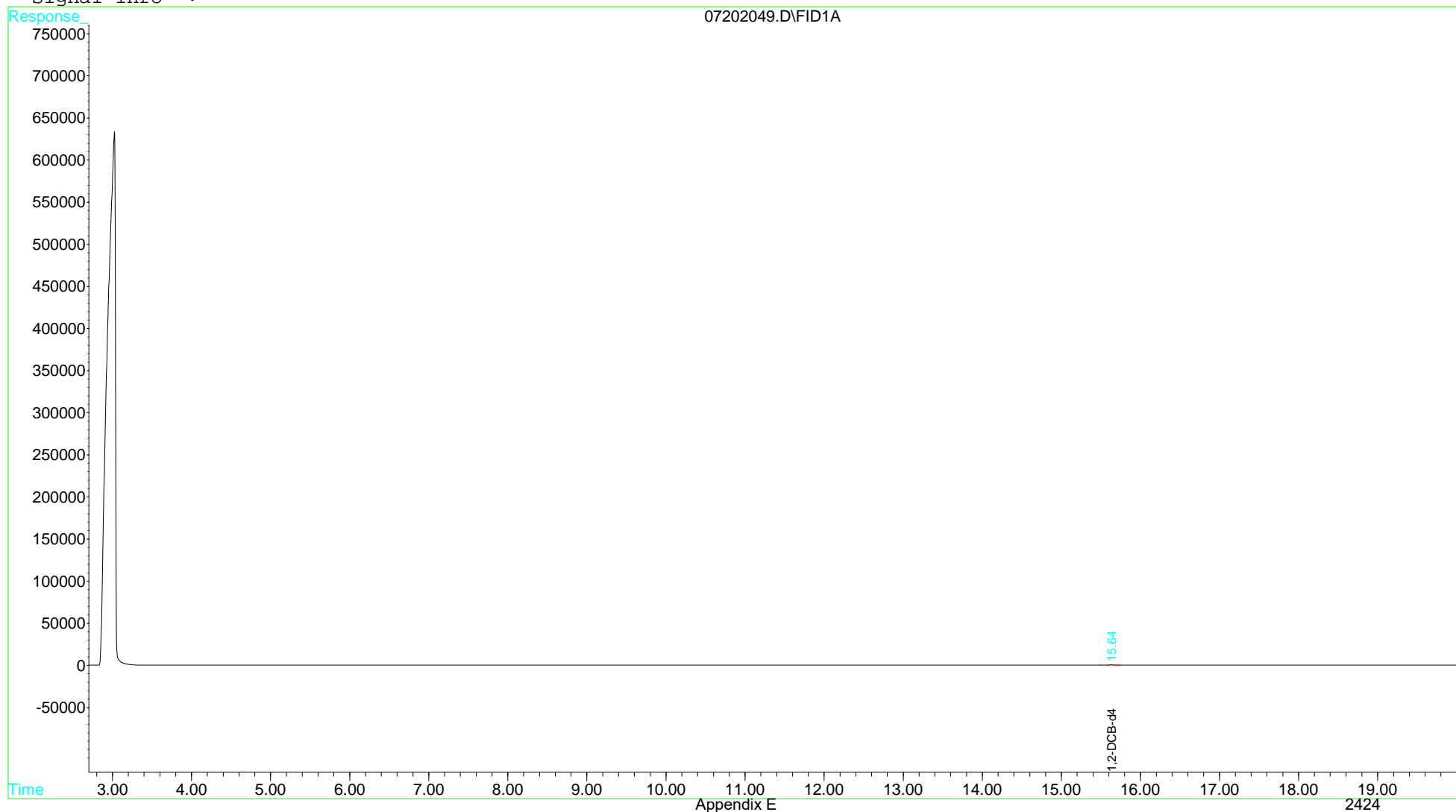
Compound	R.T.	Response	Conc Units
-----			
System Monitoring Compounds			
2) S 1,2-DCB-d4 (Surrogate)	15.64	23540	50.114 ug/KG
Target Compounds			
1) H GRO C6-C10	8.46	867	<MDL ug/KG

Data File : C:\HPCHEM\1\DATA\072020\07202049.D  
Acq On : 21 Jul 2020 1:10 pm  
Sample : 2006518-003B  
Misc : SAMP SW\_8015S-GRO  
IntFile : GRO.E  
Quant Time: Aug 12 11:37 2020 Quant Results File: 051420S.RES

Vial: 47  
Operator: S MCQUINN  
Inst : voa8  
Multiplr: 1.00

Quant Method : C:\HPCHEM\1...\051420S.M (Chemstation Integrator)  
Title : GC-PT c6-10 SOIL  
Last Update : Thu Jun 11 15:37:38 2020  
Response via : Multiple Level Calibration  
DataAcq Meth : 120919S.M

Volume Inj. :  
Signal Phase :  
Signal Info :



Data File : C:\HPCHEM\1\DATA\072020\07202050.D Vial: 48  
Acq On : 21 Jul 2020 1:40 pm Operator: S MCQUINN  
Sample : 2006518-004B Inst : voa8  
Misc : SAMP SW\_8015S-GRO Multiplr: 1.00  
IntFile : GRO.E  
Quant Time: Aug 12 11:37 2020 Quant Results File: 051420S.RES

Quant Method : C:\HPCHEM\1...\051420S.M (Chemstation Integrator)  
Title : GC-PT c6-10 SOIL  
Last Update : Thu Jun 11 15:37:38 2020  
Response via : Initial Calibration  
DataAcq Meth : 120919S.M

Volume Inj. :  
Signal Phase :  
Signal Info :

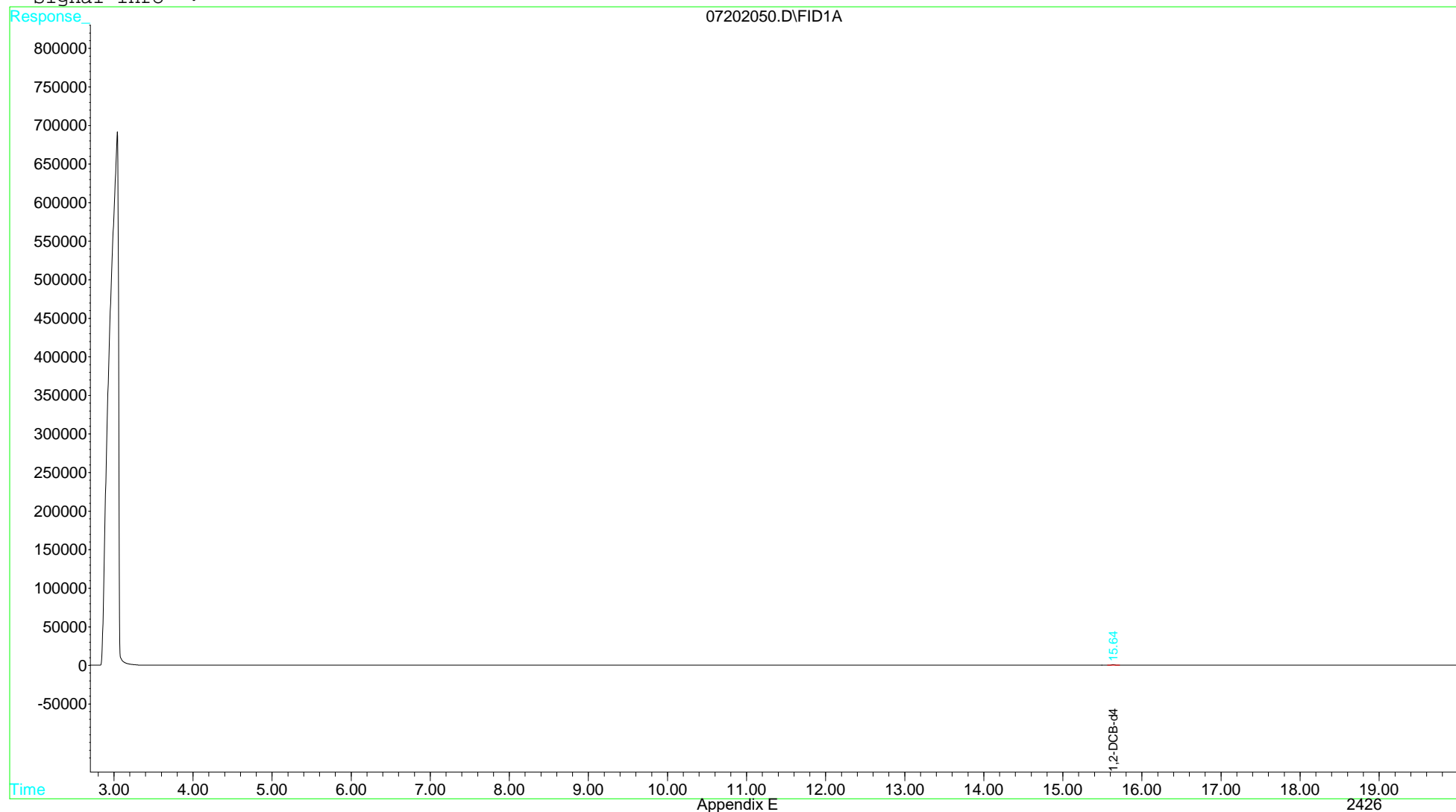
Compound	R.T.	Response	Conc Units
-----			
System Monitoring Compounds			
2) S 1,2-DCB-d4 (Surrogate)	15.64	22979	48.919 ug/KG
Target Compounds			
1) H GRO C6-C10	8.46	582	<MDL ug/KG

Data File : C:\HPCHEM\1\DATA\072020\07202050.D  
Acq On : 21 Jul 2020 1:40 pm  
Sample : 2006518-004B  
Misc : SAMP SW\_8015S-GRO  
IntFile : GRO.E  
Quant Time: Aug 12 11:37 2020 Quant Results File: 051420S.RES

Vial: 48  
Operator: S MCQUINN  
Inst : voa8  
Multiplr: 1.00

Quant Method : C:\HPCHEM\1...\051420S.M (Chemstation Integrator)  
Title : GC-PT c6-10 SOIL  
Last Update : Thu Jun 11 15:37:38 2020  
Response via : Multiple Level Calibration  
DataAcq Meth : 120919S.M

Volume Inj. :  
Signal Phase :  
Signal Info :



Data File : C:\HPCHEM\1\DATA\072020\07202051.D Vial: 49  
Acq On : 21 Jul 2020 2:10 pm Operator: S MCQUINN  
Sample : 2006518-005B Inst : voa8  
Misc : SAMP SW\_8015S-GRO Multiplr: 1.00  
IntFile : GRO.E  
Quant Time: Aug 12 11:38 2020 Quant Results File: 051420S.RES

Quant Method : C:\HPCHEM\1...\051420S.M (Chemstation Integrator)  
Title : GC-PT c6-10 SOIL  
Last Update : Thu Jun 11 15:37:38 2020  
Response via : Initial Calibration  
DataAcq Meth : 120919S.M

Volume Inj. :  
Signal Phase :  
Signal Info :

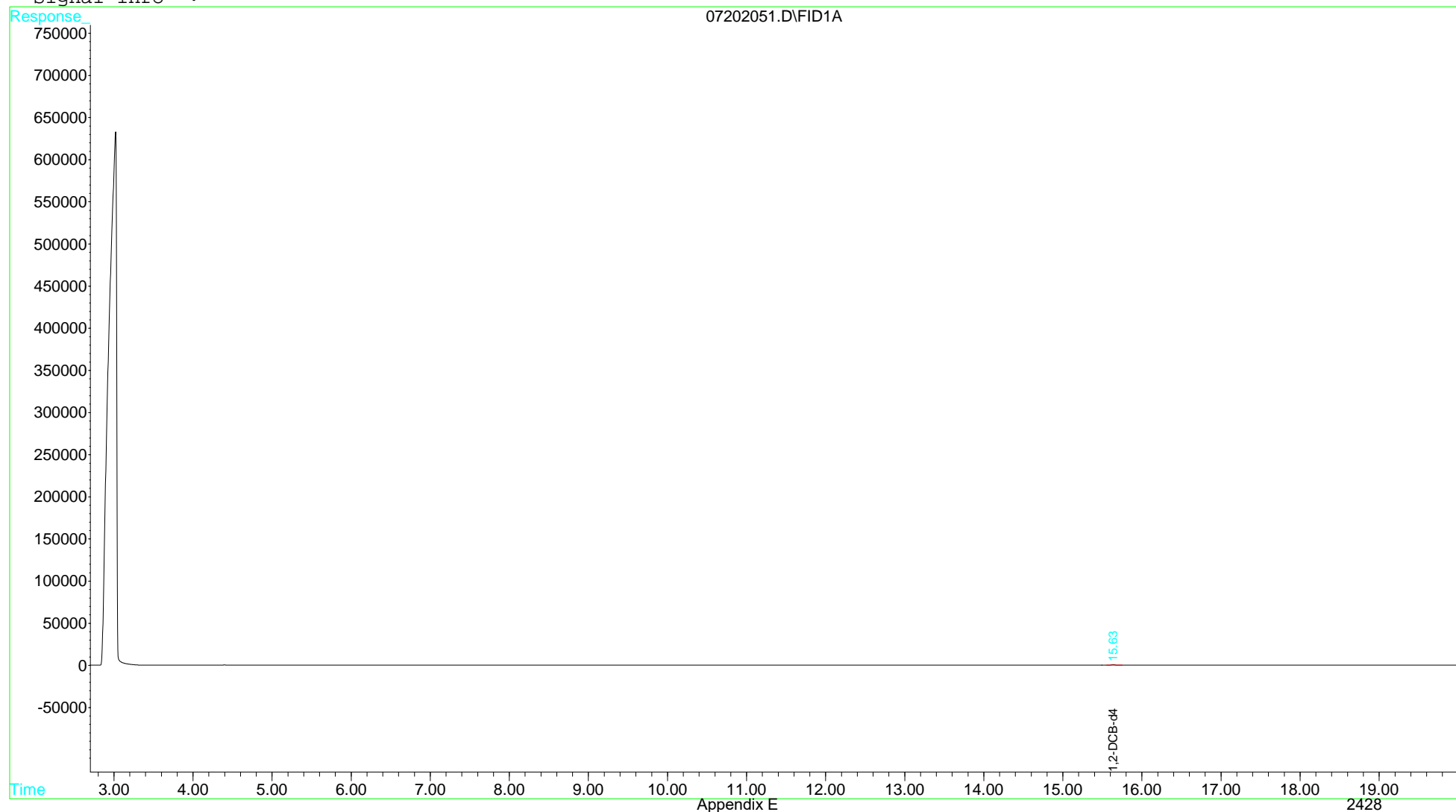
Compound	R.T.	Response	Conc Units
-----			
System Monitoring Compounds			
2) S 1,2-DCB-d4 (Surrogate)	15.64	23780	50.624 ug/KG
Target Compounds			
1) H GRO C6-C10	8.46	252	<MDL ug/KG

Data File : C:\HPCHEM\1\DATA\072020\07202051.D  
Acq On : 21 Jul 2020 2:10 pm  
Sample : 2006518-005B  
Misc : SAMP SW\_8015S-GRO  
IntFile : GRO.E  
Quant Time: Aug 12 11:38 2020 Quant Results File: 051420S.RES

Vial: 49  
Operator: S MCQUINN  
Inst : voa8  
Multiplr: 1.00

Quant Method : C:\HPCHEM\1...\051420S.M (Chemstation Integrator)  
Title : GC-PT c6-10 SOIL  
Last Update : Thu Jun 11 15:37:38 2020  
Response via : Multiple Level Calibration  
DataAcq Meth : 120919S.M

Volume Inj. :  
Signal Phase :  
Signal Info :





Data File : C:\HPCHEM\1\DATA\072020\07202052.D Vial: 50  
Acq On : 21 Jul 2020 2:40 pm Operator: S MCQUINN  
Sample : 2006518-006B Inst : voa8  
Misc : SAMP SW\_8015S-GRO Multiplr: 1.00  
IntFile : GRO.E  
Quant Time: Aug 12 11:38 2020 Quant Results File: 051420S.RES

Quant Method : C:\HPCHEM\1...\051420S.M (Chemstation Integrator)  
Title : GC-PT c6-10 SOIL  
Last Update : Thu Jun 11 15:37:38 2020  
Response via : Initial Calibration  
DataAcq Meth : 120919S.M

Volume Inj. :  
Signal Phase :  
Signal Info :

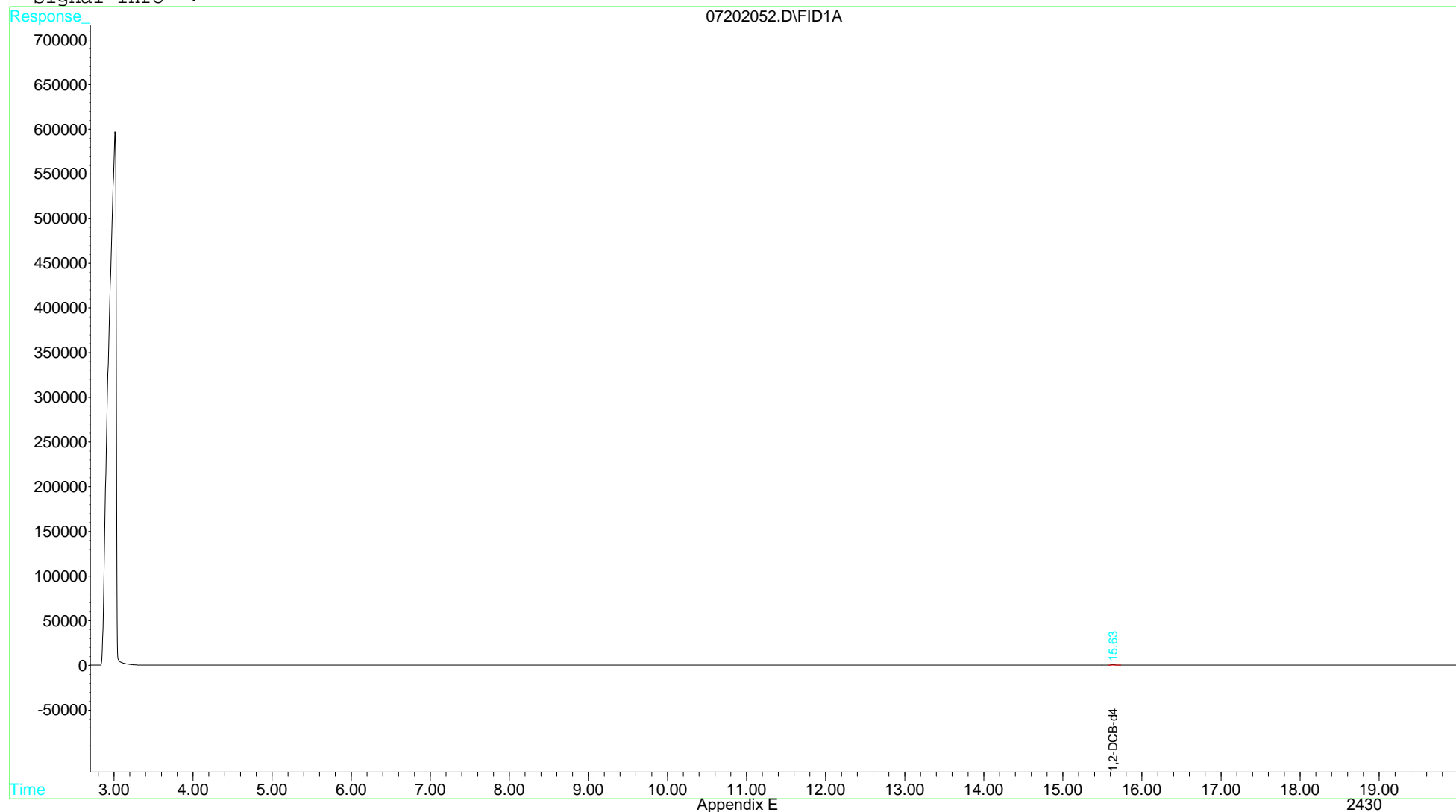
Compound	R.T.	Response	Conc Units
-----			
System Monitoring Compounds			
2) S 1,2-DCB-d4 (Surrogate)	15.64	22604	48.120 ug/KG
Target Compounds			
1) H GRO C6-C10	8.46	420	<MDL ug/KG

Data File : C:\HPCHEM\1\DATA\072020\07202052.D  
Acq On : 21 Jul 2020 2:40 pm  
Sample : 2006518-006B  
Misc : SAMP SW\_8015S-GRO  
IntFile : GRO.E  
Quant Time: Aug 12 11:38 2020 Quant Results File: 051420S.RES

Vial: 50  
Operator: S MCQUINN  
Inst : voa8  
Multiplr: 1.00

Quant Method : C:\HPCHEM\1...\051420S.M (Chemstation Integrator)  
Title : GC-PT c6-10 SOIL  
Last Update : Thu Jun 11 15:37:38 2020  
Response via : Multiple Level Calibration  
DataAcq Meth : 120919S.M

Volume Inj. :  
Signal Phase :  
Signal Info :



Data File : C:\HPCHEM\1\DATA\072020\07202053.D Vial: 52  
Acq On : 21 Jul 2020 3:09 pm Operator: S MCQUINN  
Sample : 2006518-006BMS Inst : voa8  
Misc : MS SW\_8015S-GRO Multiplr: 1.00  
IntFile : GRO.E  
Quant Time: Aug 12 11:38 2020 Quant Results File: 051420S.RES

Quant Method : C:\HPCHEM\1...\051420S.M (Chemstation Integrator)  
Title : GC-PT c6-10 SOIL  
Last Update : Thu Jun 11 15:37:38 2020  
Response via : Initial Calibration  
DataAcq Meth : 120919S.M

Volume Inj. :  
Signal Phase :  
Signal Info :

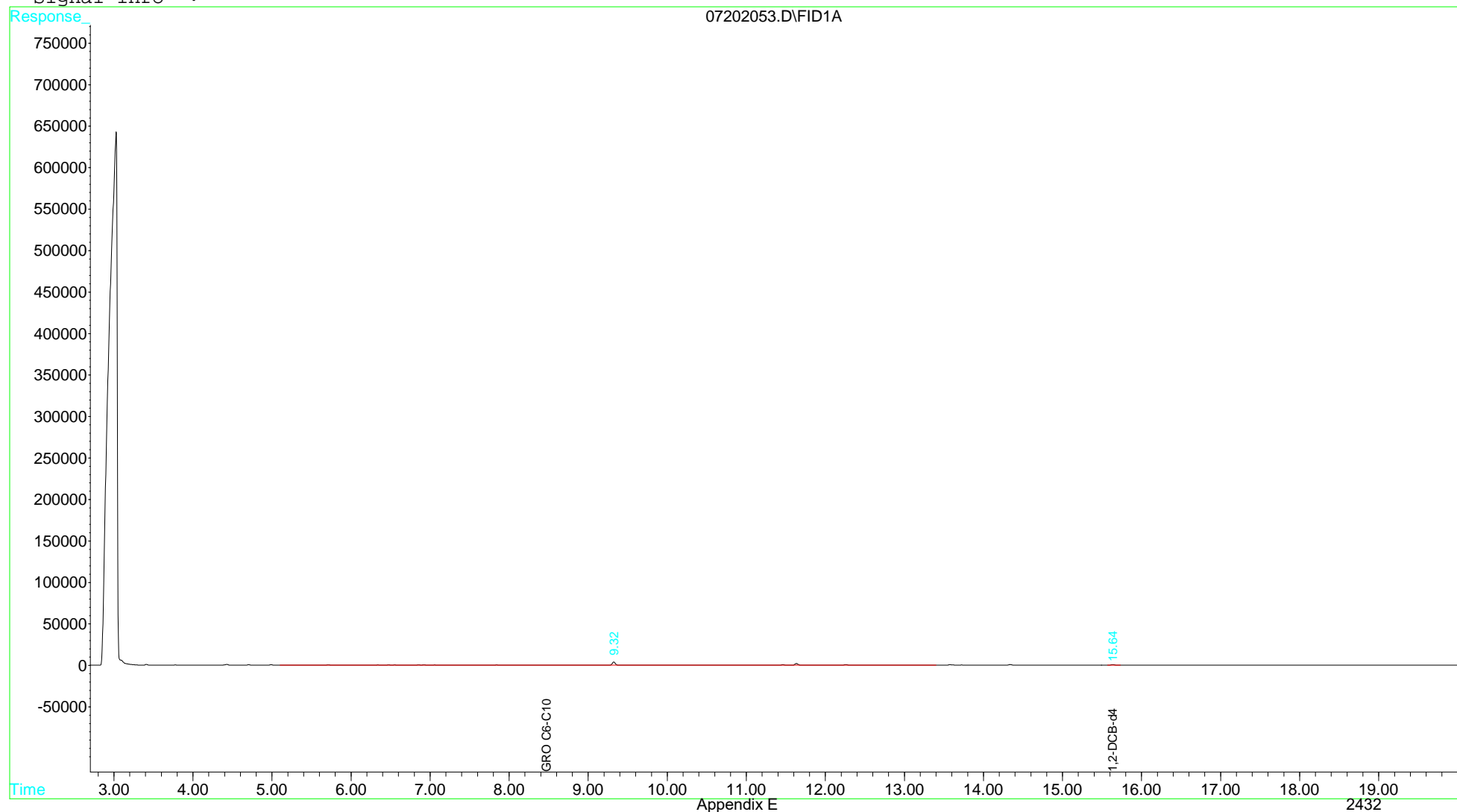
Compound	R.T.	Response	Conc Units
-----			
System Monitoring Compounds			
2) S 1,2-DCB-d4 (Surrogate)	15.64	22761	48.454 ug/KG
Target Compounds			
1) H GRO C6-C10	8.46	396209	1026.423 ug/KG

Data File : C:\HPCHEM\1\DATA\072020\07202053.D  
Acq On : 21 Jul 2020 3:09 pm  
Sample : 2006518-006BMS  
Misc : MS SW\_8015S-GRO  
IntFile : GRO.E  
Quant Time: Aug 12 11:38 2020 Quant Results File: 051420S.RES

Vial: 52  
Operator: S MCQUINN  
Inst : voa8  
Multiplr: 1.00

Quant Method : C:\HPCHEM\1...\051420S.M (Chemstation Integrator)  
Title : GC-PT c6-10 SOIL  
Last Update : Thu Jun 11 15:37:38 2020  
Response via : Multiple Level Calibration  
DataAcq Meth : 120919S.M

Volume Inj. :  
Signal Phase :  
Signal Info :



Data File : C:\HPCHEM\1\DATA\072020\07202054.D Vial: 53  
Acq On : 21 Jul 2020 3:40 pm Operator: S MCQUINN  
Sample : 2006518-006BMSD Inst : voa8  
Misc : MSD SW\_8015S-GRO Multiplr: 1.00  
IntFile : GRO.E  
Quant Time: Aug 12 11:38 2020 Quant Results File: 051420S.RES

Quant Method : C:\HPCHEM\1...\051420S.M (Chemstation Integrator)  
Title : GC-PT c6-10 SOIL  
Last Update : Thu Jun 11 15:37:38 2020  
Response via : Initial Calibration  
DataAcq Meth : 120919S.M

Volume Inj. :  
Signal Phase :  
Signal Info :

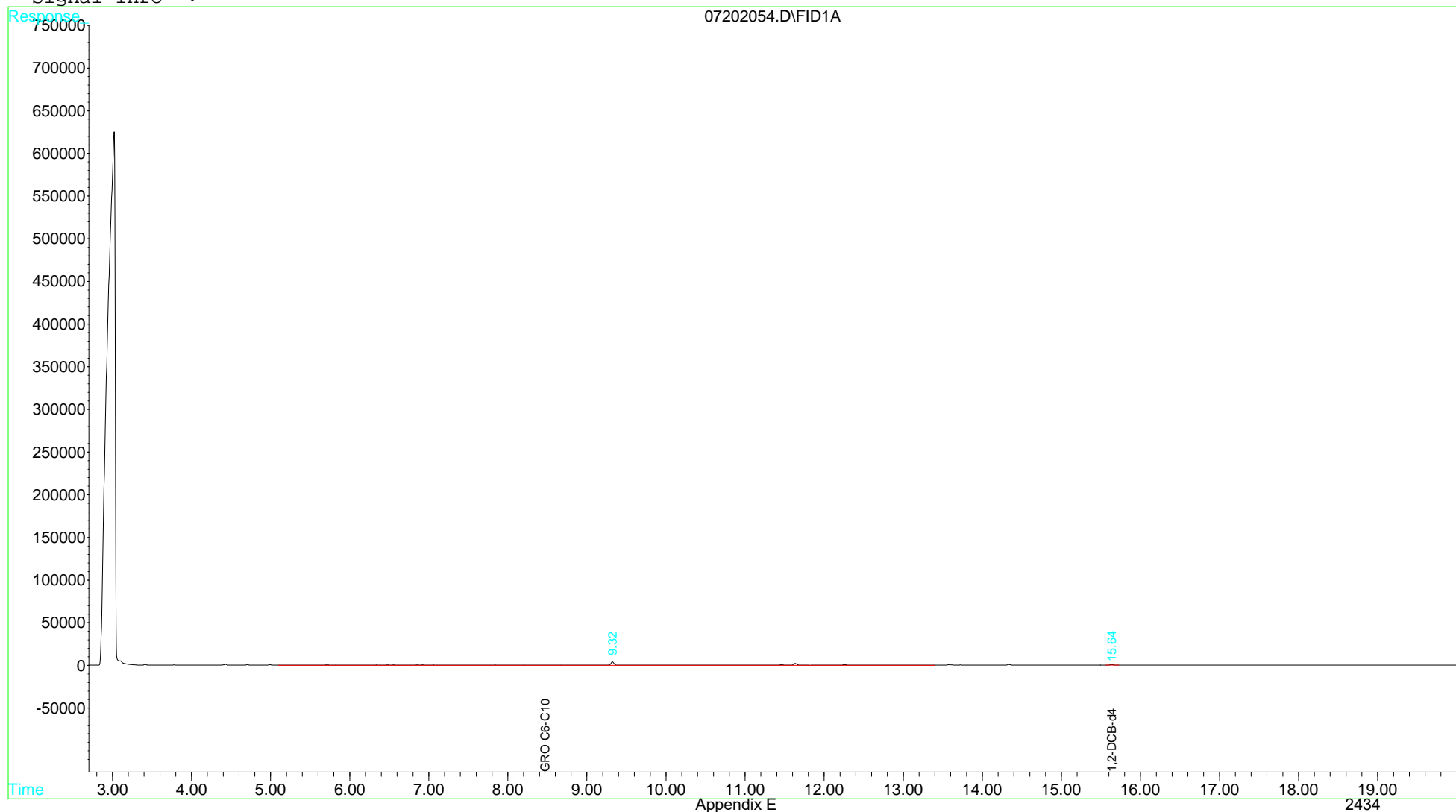
Compound	R.T.	Response	Conc Units
-----			
System Monitoring Compounds			
2) S 1,2-DCB-d4 (Surrogate)	15.64	22664	48.247 ug/KG
Target Compounds			
1) H GRO C6-C10	8.46	391491	1014.201 ug/KG

Data File : C:\HPCHEM\1\DATA\072020\07202054.D  
Acq On : 21 Jul 2020 3:40 pm  
Sample : 2006518-006BMSD  
Misc : MSD SW\_8015S-GRO  
IntFile : GRO.E  
Quant Time: Aug 12 11:38 2020 Quant Results File: 051420S.RES

Vial: 53  
Operator: S MCQUINN  
Inst : voa8  
Multiplr: 1.00

Quant Method : C:\HPCHEM\1...\051420S.M (Chemstation Integrator)  
Title : GC-PT c6-10 SOIL  
Last Update : Thu Jun 11 15:37:38 2020  
Response via : Multiple Level Calibration  
DataAcq Meth : 120919S.M

Volume Inj. :  
Signal Phase :  
Signal Info :



Data File : C:\HPCHEM\1\DATA\072020\07202055.D Vial: 30  
Acq On : 21 Jul 2020 4:10 pm Operator: S MCQUINN  
Sample : VOA8 CCVE 072120 Inst : voa8  
Misc : CCVE SW\_8015S-GRO Multiplr: 1.00  
IntFile : GRO.E

Method : C:\HPCHEM\1\METHODS\2019\051420S.M (Chemstation Integrator)  
Title : GC-PT c6-10 SOIL  
Last Update : Thu Jun 11 15:37:38 2020  
Response via : Multiple Level Calibration

Min. RRF : 0.000 Min. Rel. Area : 50% Max. R.T. Dev 0.50min  
Max. RRF Dev : 15% Max. Rel. Area : 150%

	Compound	Amount	Calc.	%Dev	Area%	Dev(min)
1 H	GRO C6-C10	2000.000	1949.663	2.5	98	0.00
2 S	1,2-DCB-d4 (Surrogate)	50.000	50.009	-0.0	102	0.00

Data File : C:\HPCHEM\1\DATA\072020\07202055.D Vial: 30  
Acq On : 21 Jul 2020 4:10 pm Operator: S MCQUINN  
Sample : VOA8 CCVE 072120 Inst : voa8  
Misc : CCVE SW\_8015S-GRO Multiplr: 1.00  
IntFile : GRO.E

Method : C:\HPCHEM\1\METHODS\2019\051420S.M (Chemstation Integrator)  
Title : GC-PT c6-10 SOIL  
Last Update : Thu Jun 11 15:37:38 2020  
Response via : Multiple Level Calibration

Min. RRF : 0.000 Min. Rel. Area : 50% Max. R.T. Dev 0.50min  
Max. RRF Dev : 15% Max. Rel. Area : 150%

Compound	Amount	Calc.	%Dev	Area%	Dev(min)
----------	--------	-------	------	-------	----------

---



Data File : C:\HPCHEM\1\DATA\072020\07202055.D Vial: 30  
Acq On : 21 Jul 2020 4:10 pm Operator: S MCQUINN  
Sample : VOA8 CCVE 072120 Inst : voa8  
Misc : CCVE SW\_8015S-GRO Multiplr: 1.00  
IntFile : GRO.E  
Quant Time: Aug 12 11:39 2020 Quant Results File: 051420S.RES

Quant Method : C:\HPCHEM\1...\051420S.M (Chemstation Integrator)  
Title : GC-PT c6-10 SOIL  
Last Update : Thu Jun 11 15:37:38 2020  
Response via : Initial Calibration  
DataAcq Meth : 120919S.M

Volume Inj. :  
Signal Phase :  
Signal Info :

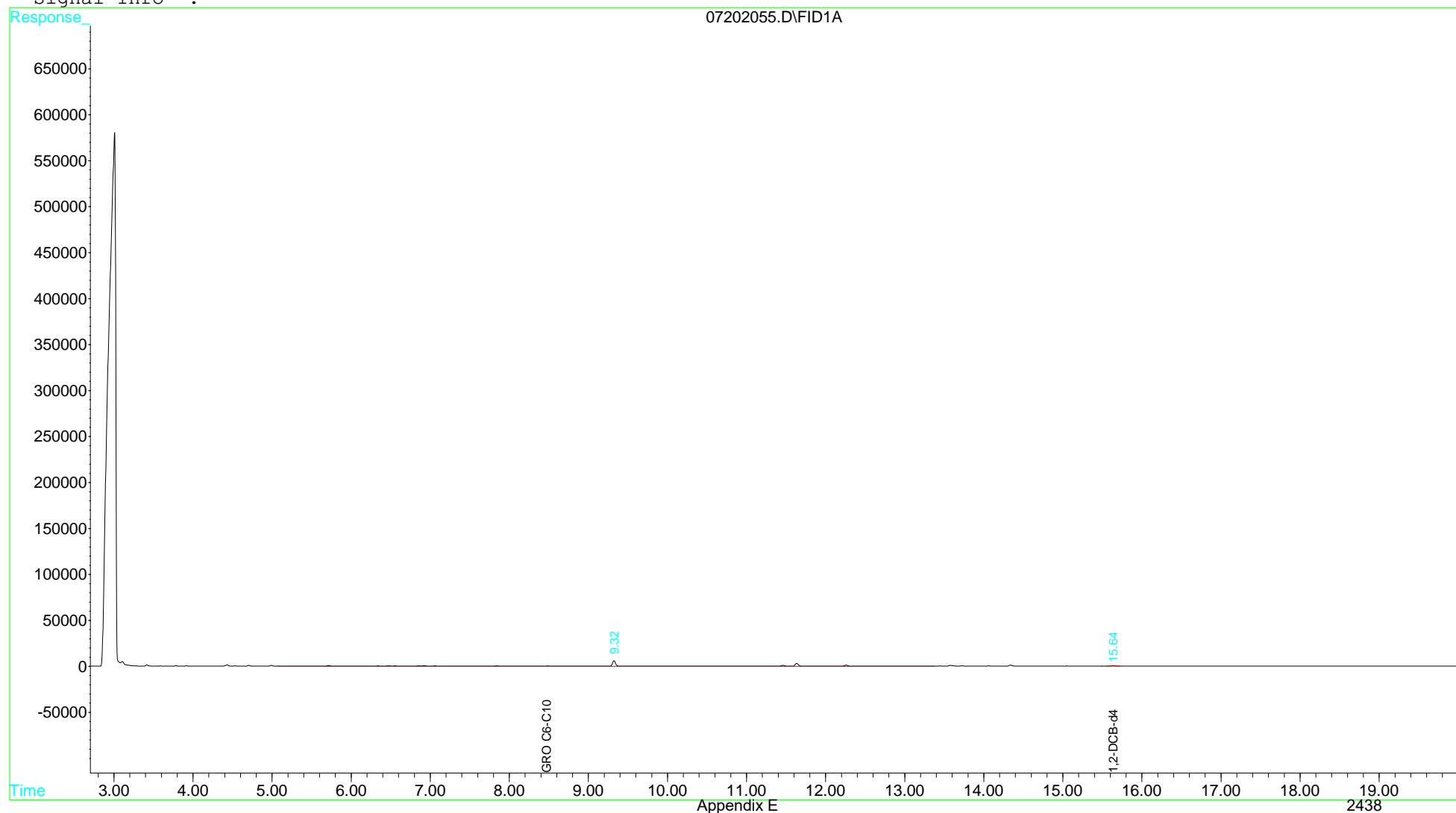
Compound	R.T.	Response	Conc Units
-----			
System Monitoring Compounds			
2) S 1,2-DCB-d4 (Surrogate)	15.64	23491	50.009 ug/KG
Target Compounds			
1) H GRO C6-C10	8.46	752588	1949.663 ug/KG

Data File : C:\HPCHEM\1\DATA\072020\07202055.D  
Acq On : 21 Jul 2020 4:10 pm  
Sample : VOA8 CCVE 072120  
Misc : CCVE SW\_8015S-GRO  
IntFile : GRO.E  
Quant Time: Aug 12 11:39 2020 Quant Results File: 051420S.RES

Vial: 30  
Operator: S MCQUINN  
Inst : voa8  
Multiplr: 1.00

Quant Method : C:\HPCHEM\1...\051420S.M (Chemstation Integrator)  
Title : GC-PT c6-10 SOIL  
Last Update : Thu Jun 11 15:37:38 2020  
Response via : Multiple Level Calibration  
DataAcq Meth : 120919S.M

Volume Inj. :  
Signal Phase :  
Signal Info :



## Injection Log

Directory: C:\HPCHEM\1\DATA\072220

Line	Vial	FileName	Multiplier	SampleName	Misc Info	Injected
1	3	07222001.d	1.	cleaning		22 Jul 2020 16:50
2	3	07222002.d	1.	GRO Window 072220		22 Jul 2020 17:20
3	4	07222004.d	1.	cleaning		22 Jul 2020 17:50
4	3	07222005.d	1.	VOA8 CCB 072220	CCB SW_8015S-GRO	22 Jul 2020 18:20
5	31	07222006.d	1.	VOA8 CCV 072220	CCV SW_8015S-GRO	22 Jul 2020 18:50
6	30	07222007.d	1.	VOA8 LCS 072220	LCS SW_8015S-GRO	22 Jul 2020 19:20
7	32	07222008.d	1.	VOA8 RLVS 072220	RLVS SW_8015S-GRO	22 Jul 2020 19:50
8	33	07222009.d	1.	VOA8 MBLK 072220	MBLK SW_8015S-GRO	22 Jul 2020 20:19
9	34	07222010.d	1.	2006518-007B	SAMP SW_8015S-GRO	22 Jul 2020 20:49
10	40	07222011.d	1.	2006518-008B	SAMP SW_8015S-GRO	22 Jul 2020 21:19
11	35	07222012.d	1.	2006518-009B	SAMP SW_8015S-GRO	22 Jul 2020 21:49
12	40	07222013.d	1.	2006518-010B	SAMP SW_8015S-GRO	22 Jul 2020 22:19
13	41	07222014.d	1.	2006518-011B	SAMP SW_8015S-GRO	22 Jul 2020 22:48
14	42	07222015.d	1.	2006518-012B	SAMP SW_8015S-GRO	22 Jul 2020 23:18
15	43	07222016.d	1.	2006518-013B	SAMP SW_8015S-GRO	22 Jul 2020 23:48
16	44	07222017.d	1.	2006518-014B	SAMP SW_8015S-GRO	23 Jul 2020 00:18
17	45	07222018.d	1.	2006518-015B	SAMP SW_8015S-GRO	23 Jul 2020 00:48
18	46	07222019.d	1.	2006518-016B	SAMP SW_8015S-GRO	23 Jul 2020 01:18
19	47	07222020.d	1.	2006518-017B	SAMP SW_8015S-GRO	23 Jul 2020 01:48
20	48	07222021.d	1.	2006518-018B	SAMP SW_8015S-GRO	23 Jul 2020 02:18
21	49	07222022.d	1.	2006518-019B	SAMP SW_8015S-GRO	23 Jul 2020 02:48
22	50	07222023.d	1.	2006518-020B	SAMP SW_8015S-GRO	23 Jul 2020 03:18
23	51	07222024.d	1.	2006518-021B	SAMP SW_8015S-GRO	23 Jul 2020 03:48
24	52	07222025.d	1.	2006518-022B	SAMP SW_8015S-GRO	23 Jul 2020 04:18
25	53	07222026.d	1.	2006518-023B	SAMP SW_8015S-GRO	23 Jul 2020 04:48
26	52	07222027.d	1.	2006518-023BMS	MS SW_8015S-GRO	23 Jul 2020 05:17
27	53	07222028.d	1.	2006518-023BMSD	MSD SW_8015S-GRO	23 Jul 2020 05:48
28	30	07222029.d	1.	VOA8 CCVE 072220	CCVE SW_8015S-GRO	23 Jul 2020 06:18
29	40	07222030.d	1.	RINSE	DO NOT USE	23 Jul 2020 06:47
30	3	07222031.d	1.	VOA8 CCB 072320	CCB SW_8015S-GRO	23 Jul 2020 07:17
31	30	07222032.d	1.	VOA8 CCV 072320	CCV SW_8015S-GRO	23 Jul 2020 07:47
32	30	07222033.d	1.	VOA8 LCS 072320	LCS SW_8015S-GRO	23 Jul 2020 08:17
33	32	07222034.d	1.	VOA8 RLVS 072320	RLVS SW_8015S-GRO	23 Jul 2020 08:47
34	33	07222035.d	1.	VOA8 MBLK 072320	MBLK SW_8015S-GRO	23 Jul 2020 09:17
35	34	07222036.d	1.	2006518-024B	SAMP SW_8015S-GRO	23 Jul 2020 09:47
36	35	07222037.d	1.	2006518-025B	SAMP SW_8015S-GRO	23 Jul 2020 10:17
37	36	07222038.d	1.	2006518-026B	SAMP SW_8015S-GRO	23 Jul 2020 10:47
38	37	07222039.d	1.	2006300-001C	SAMP SW_8015S-GRO	23 Jul 2020 11:17
39	38	07222040.d	1.	2006300-004C	SAMP SW_8015S-GRO	23 Jul 2020 11:46
40	39	07222041.d	1.	2006286-007C	SAMP SW_8015S-GRO	23 Jul 2020 12:17
41	40	07222042.d	1.	2006286-009B	SAMP SW_8015S-GRO	23 Jul 2020 12:46
42	41	07222043.d	1.	2006286-010B	SAMP SW_8015S-GRO	23 Jul 2020 13:17
43	42	07222044.d	1.	2006286-011B	SAMP SW_8015S-GRO	23 Jul 2020 13:47
44	43	07222045.d	1.	2006286-012B	SAMP SW_8015S-GRO	23 Jul 2020 14:17
45	44	07222046.d	1.	2006330-001C	SAMP SW_8015S-GRO	23 Jul 2020 14:47
46	45	07222047.d	1.	2006330-002C	SAMP SW_8015S-GRO	23 Jul 2020 15:17
47	46	07222048.d	1.	2006330-003C	SAMP SW_8015S-GRO	23 Jul 2020 15:47
48	47	07222049.d	1.	2006330-004C	SAMP SW_8015S-GRO	23 Jul 2020 16:17
49	48	07222050.d	1.	2006330-005C	SAMP SW_8015S-GRO	23 Jul 2020 16:47
50	49	07222051.d	1.	2006330-006C	SAMP SW_8015S-GRO	23 Jul 2020 17:17
51	50	07222052.d	1.	2006330-007C	SAMP SW_8015S-GRO	23 Jul 2020 17:47
52	52	07222053.d	1.	2006330-007CMS	MS SW_8015S-GRO	23 Jul 2020 18:16
53	53	07222054.d	1.	2006330-007CMSD	MSD SW_8015S-GRO	23 Jul 2020 18:46
54	30	07222055.d	1.	VOA8 CCVE 072320	CCVE SW_8015S-GRO	23 Jul 2020 19:16
55	41	07222056.d	1.	RINSE	DO NOT USE	23 Jul 2020 19:46

## Injection Log

Line	Vial	FileName	Multiplier	SampleName	Misc Info	Injected
56	42	07222057.d	1.	RINSE	DO NOT USE	23 Jul 2020 20:16
57	43	07222058.d	1.	RINSE	DO NOT USE	23 Jul 2020 20:46
58	44	07222059.d	1.	RINSE	DO NOT USE	23 Jul 2020 21:16

# MeOH Soils

Date	Analyst	Sampe ID	Tare Wgt (g)	Total Wgt (g)	Sample Wgt (g)	MeOH Added (mL)	% Moisture	Correction Factor	Dilution Factor	Final Dilution Factor
07/22/2020	SKM	2006518-007	37.56	47.58	10.02	0.0	6.6064	0.066064	50.0	53.3
07/22/2020	SKM	2006518-008	37.23	47.49	10.26	0.3	4.7872	0.047872	50.0	52.4
07/22/2020	SKM	2006518-009	37.97	47.68	9.71	-0.3	6.484	0.06484	51.5	54.8
07/22/2020	SKM	2006518-010	37.87	47.72	9.85	-0.1	6.2099	0.062099	50.8	53.9
07/22/2020	SKM	2006518-011	37.71	47.23	9.52	-0.5	6.6955	0.066955	52.5	56.0
07/22/2020	SKM	2006518-012	37.85	47.9	10.05	0.0	8.3574	0.083574	50.0	54.2
07/22/2020	SKM	2006518-013	37.8	47.65	9.85	-0.1	5.7244	0.057244	50.8	53.7
07/22/2020	SKM	2006518-014	37.82	47.45	9.63	-0.4	7.0113	0.070113	51.9	55.6
07/22/2020	SKM	2006518-015	38.07	47.89	9.82	-0.2	11.3437	0.113437	50.9	56.7
07/22/2020	SKM	2006518-016	37.63	47.78	10.15	0.1	12.4912	0.124912	50.0	56.2
07/22/2020	SKM	2006518-017	37.45	47.38	9.93	-0.1	8.2211	0.082211	50.4	54.5
07/22/2020	SKM	2006518-018	37.88	47.14	9.26	-0.7	7.4791	0.074791	54.0	58.0
07/22/2020	SKM	2006518-019	37.69	47.86	10.17	0.2	10.8866	0.108866	50.0	55.4
07/22/2020	SKM	2006518-020	37.71	47.6	9.89	-0.1	11.0629	0.110629	50.6	56.1
07/22/2020	SKM	2006518-021	37.41	47.35	9.94	-0.1	9.7212	0.097212	50.3	55.2
07/22/2020	SKM	2006518-022	37.68	47.69	10.01	0.0	8.6505	0.086505	50.0	54.3
07/22/2020	SKM	2006518-023	37.71	47.81	10.1	0.1	12.7572	0.127572	50.0	56.4

Data File : C:\HPCHEM\1\DATA\072220\07222005.D Vial: 3  
Acq On : 22 Jul 2020 6:20 pm Operator: S MCQUINN  
Sample : VOA8 CCB 072220 Inst : voa8  
Misc : CCB SW\_8015S-GRO Multiplr: 1.00  
IntFile : GRO.E  
Quant Time: Aug 13 8:23 2020 Quant Results File: 051420S.RES

Quant Method : C:\HPCHEM\1...\051420S.M (Chemstation Integrator)  
Title : GC-PT c6-10 SOIL  
Last Update : Thu Jun 11 15:37:38 2020  
Response via : Initial Calibration  
DataAcq Meth : 120919S.M

Volume Inj. :  
Signal Phase :  
Signal Info :

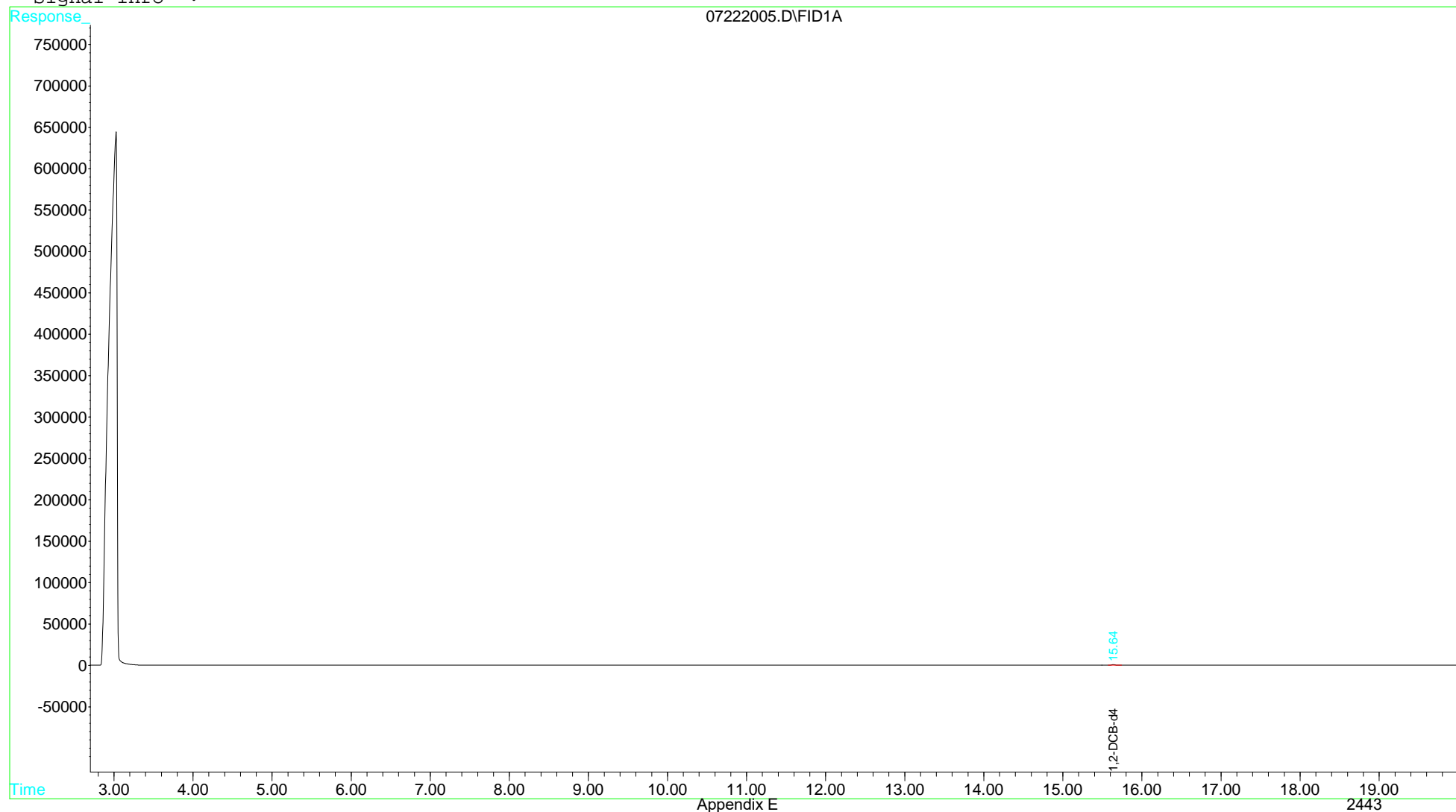
Compound	R.T.	Response	Conc Units
-----			
System Monitoring Compounds			
2) S 1,2-DCB-d4 (Surrogate)	15.64	21075	44.864 ug/KG
Target Compounds			
1) H GRO C6-C10	8.46	297	<MDL ug/KG

Data File : C:\HPCHEM\1\DATA\072220\07222005.D  
Acq On : 22 Jul 2020 6:20 pm  
Sample : VOA8 CCB 072220  
Misc : CCB SW\_8015S-GRO  
IntFile : GRO.E  
Quant Time: Aug 13 8:23 2020 Quant Results File: 051420S.RES

Vial: 3  
Operator: S MCQUINN  
Inst : voa8  
Multiplr: 1.00

Quant Method : C:\HPCHEM\1...\051420S.M (Chemstation Integrator)  
Title : GC-PT c6-10 SOIL  
Last Update : Thu Jun 11 15:37:38 2020  
Response via : Multiple Level Calibration  
DataAcq Meth : 120919S.M

Volume Inj. :  
Signal Phase :  
Signal Info :



Data File : C:\HPCHEM\1\DATA\072220\07222006.D Vial: 31  
Acq On : 22 Jul 2020 6:50 pm Operator: S MCQUINN  
Sample : VOA8 CCV 072220 Inst : voa8  
Misc : CCV SW\_8015S-GRO Multiplr: 1.00  
IntFile : GRO.E

Method : C:\HPCHEM\1\METHODS\2019\051420S.M (Chemstation Integrator)  
Title : GC-PT c6-10 SOIL  
Last Update : Thu Jun 11 15:37:38 2020  
Response via : Multiple Level Calibration

Min. RRF : 0.000 Min. Rel. Area : 50% Max. R.T. Dev 0.50min  
Max. RRF Dev : 15% Max. Rel. Area : 150%

	Compound	Amount	Calc.	%Dev	Area%	Dev(min)
1 H	GRO C6-C10	2000.000	1990.743	0.5	100	0.00
2 S	1,2-DCB-d4 (Surrogate)	50.000	48.572	2.9	99	0.00



Data File : C:\HPCHEM\1\DATA\072220\07222006.D Vial: 31  
Acq On : 22 Jul 2020 6:50 pm Operator: S MCQUINN  
Sample : VOA8 CCV 072220 Inst : voa8  
Misc : CCV SW\_8015S-GRO Multiplr: 1.00  
IntFile : GRO.E

Method : C:\HPCHEM\1\METHODS\2019\051420S.M (Chemstation Integrator)  
Title : GC-PT c6-10 SOIL  
Last Update : Thu Jun 11 15:37:38 2020  
Response via : Multiple Level Calibration

Min. RRF : 0.000 Min. Rel. Area : 50% Max. R.T. Dev 0.50min  
Max. RRF Dev : 15% Max. Rel. Area : 150%

Compound	Amount	Calc.	%Dev	Area%	Dev(min)
----------	--------	-------	------	-------	----------

Data File : C:\HPCHEM\1\DATA\072220\07222006.D Vial: 31  
Acq On : 22 Jul 2020 6:50 pm Operator: S MCQUINN  
Sample : VOA8 CCV 072220 Inst : voa8  
Misc : CCV SW\_8015S-GRO Multiplr: 1.00  
IntFile : GRO.E  
Quant Time: Aug 13 8:26 2020 Quant Results File: 051420S.RES

Quant Method : C:\HPCHEM\1...\051420S.M (Chemstation Integrator)  
Title : GC-PT c6-10 SOIL  
Last Update : Thu Jun 11 15:37:38 2020  
Response via : Initial Calibration  
DataAcq Meth : 120919S.M

Volume Inj. :  
Signal Phase :  
Signal Info :

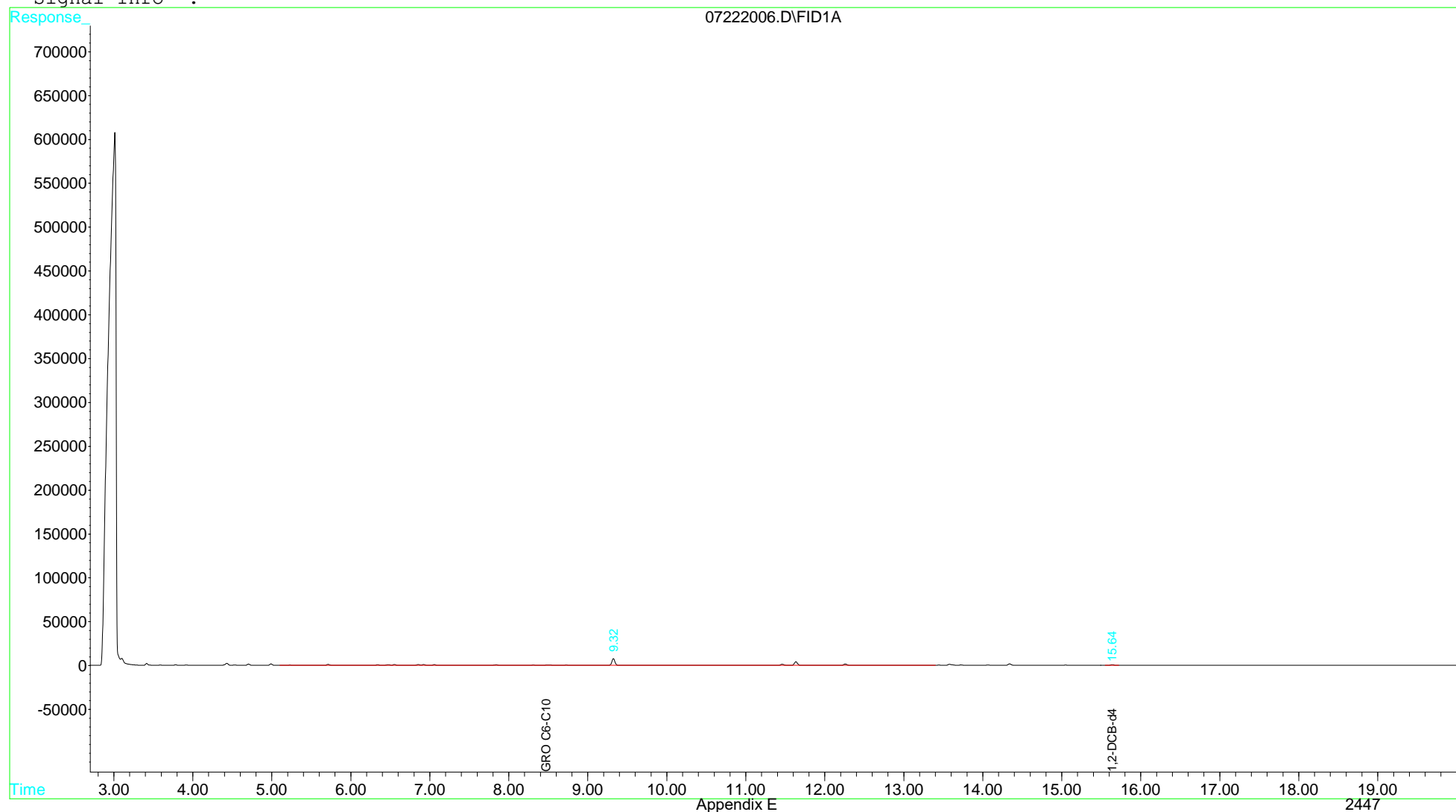
Compound	R.T.	Response	Conc Units
-----			
System Monitoring Compounds			
2) S 1,2-DCB-d4 (Surrogate)	15.64	22816	48.572 ug/KG
Target Compounds			
1) H GRO C6-C10	8.46	768445	1990.743 ug/KG

Data File : C:\HPCHEM\1\DATA\072220\07222006.D  
Acq On : 22 Jul 2020 6:50 pm  
Sample : VOA8 CCV 072220  
Misc : CCV SW\_8015S-GRO  
IntFile : GRO.E  
Quant Time: Aug 13 8:26 2020 Quant Results File: 051420S.RES

Vial: 31  
Operator: S MCQUINN  
Inst : voa8  
Multiplr: 1.00

Quant Method : C:\HPCHEM\1...\051420S.M (Chemstation Integrator)  
Title : GC-PT c6-10 SOIL  
Last Update : Thu Jun 11 15:37:38 2020  
Response via : Multiple Level Calibration  
DataAcq Meth : 120919S.M

Volume Inj. :  
Signal Phase :  
Signal Info :



Data File : C:\HPCHEM\1\DATA\072220\07222007.D Vial: 30  
Acq On : 22 Jul 2020 7:20 pm Operator: S MCQUINN  
Sample : VOA8 LCS 072220 Inst : voa8  
Misc : LCS SW\_8015S-GRO Multiplr: 1.00  
IntFile : GRO.E  
Quant Time: Aug 13 8:26 2020 Quant Results File: 051420S.RES

Quant Method : C:\HPCHEM\1...\051420S.M (Chemstation Integrator)  
Title : GC-PT c6-10 SOIL  
Last Update : Thu Jun 11 15:37:38 2020  
Response via : Initial Calibration  
DataAcq Meth : 120919S.M

Volume Inj. :  
Signal Phase :  
Signal Info :

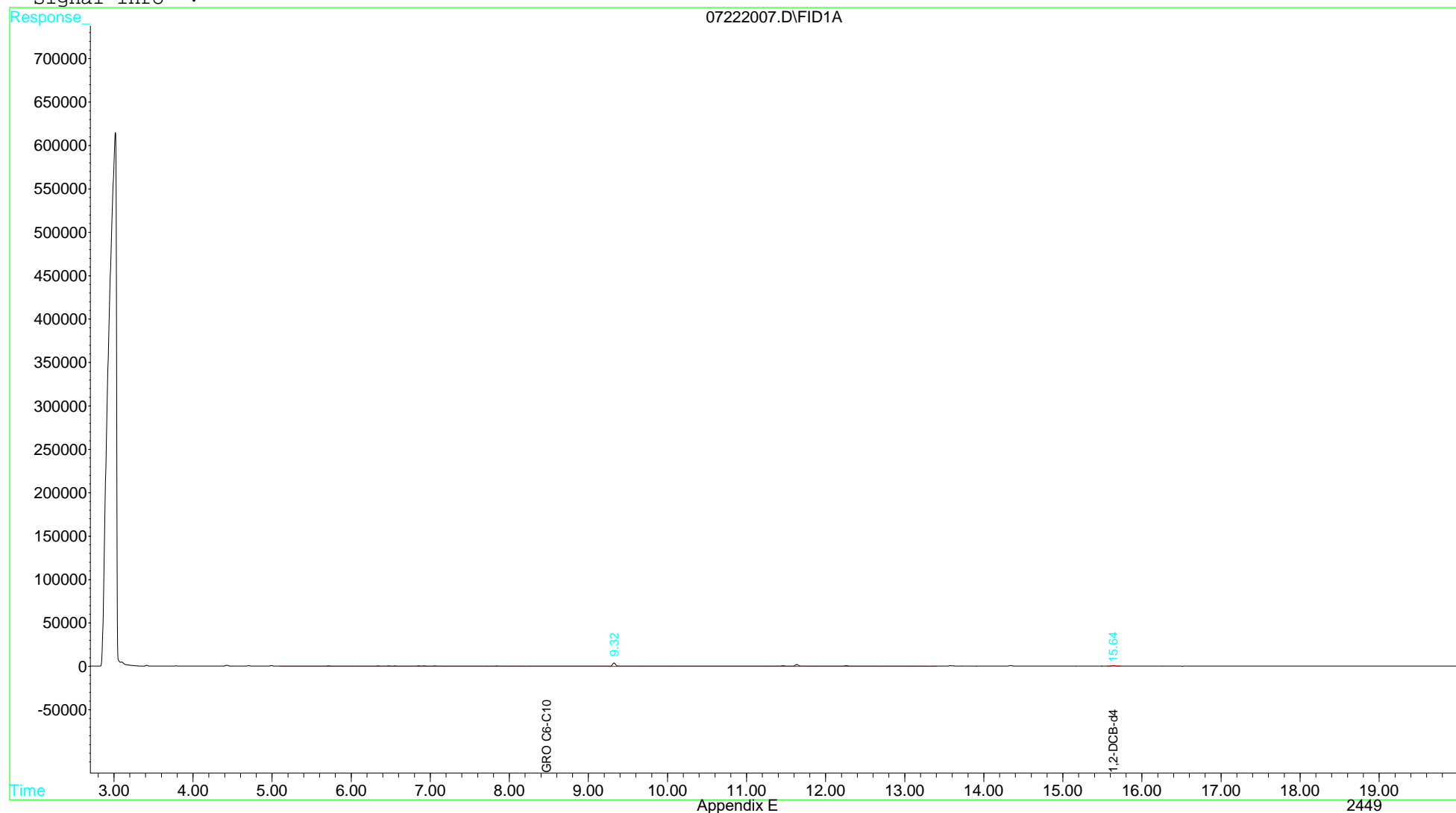
Compound	R.T.	Response	Conc Units
-----			
System Monitoring Compounds			
2) S 1,2-DCB-d4 (Surrogate)	15.64	22797	48.531 ug/KG
Target Compounds			
1) H GRO C6-C10	8.46	366539	949.560 ug/KG

Data File : C:\HPCHEM\1\DATA\072220\07222007.D  
Acq On : 22 Jul 2020 7:20 pm  
Sample : VOA8 LCS 072220  
Misc : LCS SW\_8015S-GRO  
IntFile : GRO.E  
Quant Time: Aug 13 8:26 2020 Quant Results File: 051420S.RES

Vial: 30  
Operator: S MCQUINN  
Inst : voa8  
Multiplr: 1.00

Quant Method : C:\HPCHEM\1...\051420S.M (Chemstation Integrator)  
Title : GC-PT c6-10 SOIL  
Last Update : Thu Jun 11 15:37:38 2020  
Response via : Multiple Level Calibration  
DataAcq Meth : 120919S.M

Volume Inj. :  
Signal Phase :  
Signal Info :



Data File : C:\HPCHEM\1\DATA\072220\07222008.D Vial: 32  
Acq On : 22 Jul 2020 7:50 pm Operator: S MCQUINN  
Sample : VOA8 RLVS 072220 Inst : voa8  
Misc : RLVS SW\_8015S-GRO Multiplr: 1.00  
IntFile : GRO.E  
Quant Time: Aug 13 8:26 2020 Quant Results File: 051420S.RES

Quant Method : C:\HPCHEM\1...\051420S.M (Chemstation Integrator)  
Title : GC-PT c6-10 SOIL  
Last Update : Thu Jun 11 15:37:38 2020  
Response via : Initial Calibration  
DataAcq Meth : 120919S.M

Volume Inj. :  
Signal Phase :  
Signal Info :

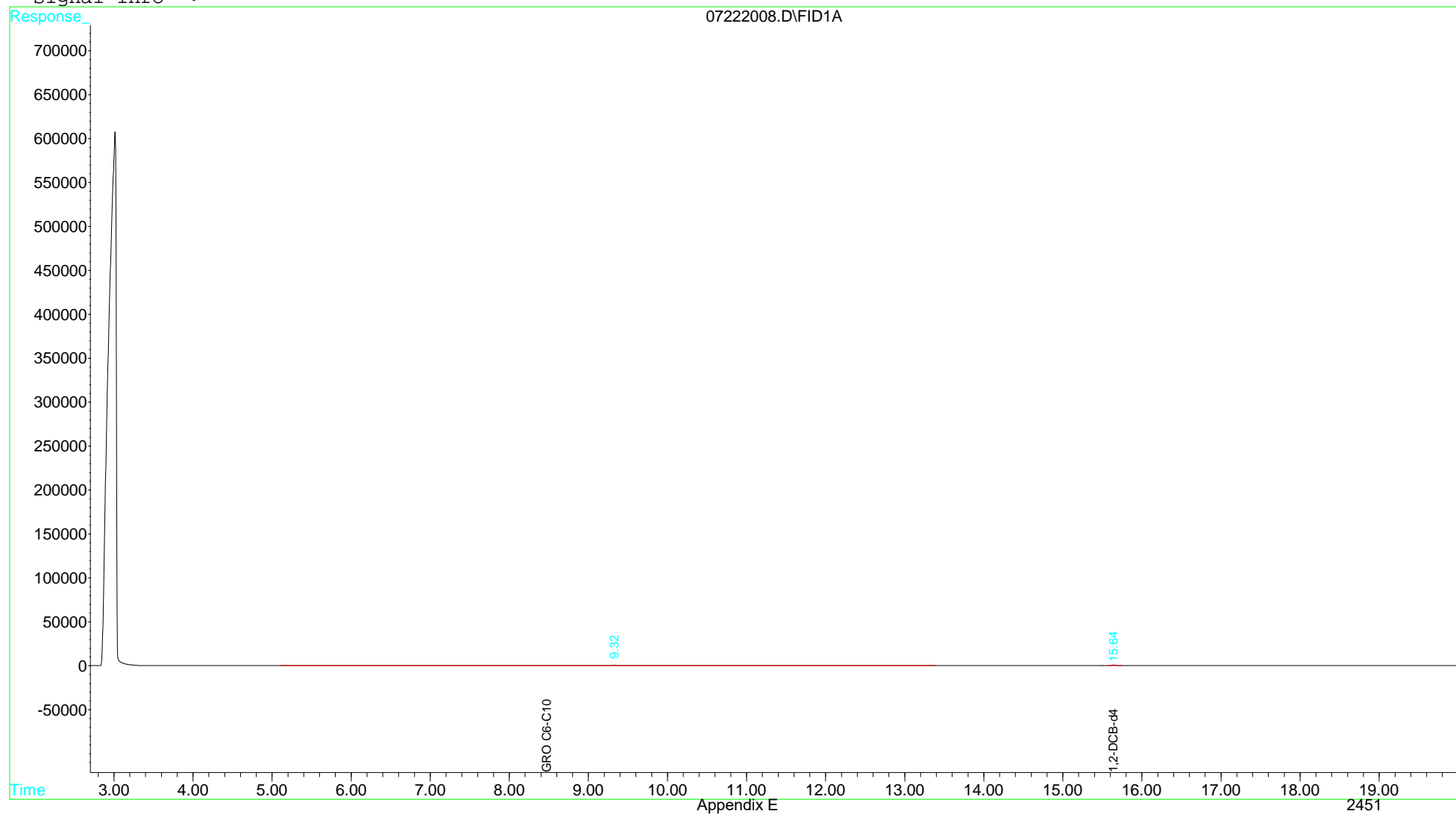
Compound	R.T.	Response	Conc Units
-----			
System Monitoring Compounds			
2) S 1,2-DCB-d4 (Surrogate)	15.64	21938	46.702 ug/KG
Target Compounds			
1) H GRO C6-C10	8.46	37555	97.291 ug/KG

Data File : C:\HPCHEM\1\DATA\072220\07222008.D  
Acq On : 22 Jul 2020 7:50 pm  
Sample : VOA8 RLVS 072220  
Misc : RLVS SW\_8015S-GRO  
IntFile : GRO.E  
Quant Time: Aug 13 8:26 2020 Quant Results File: 051420S.RES

Vial: 32  
Operator: S MCQUINN  
Inst : voa8  
Multiplr: 1.00

Quant Method : C:\HPCHEM\1...\051420S.M (Chemstation Integrator)  
Title : GC-PT c6-10 SOIL  
Last Update : Thu Jun 11 15:37:38 2020  
Response via : Multiple Level Calibration  
DataAcq Meth : 120919S.M

Volume Inj. :  
Signal Phase :  
Signal Info :



Data File : C:\HPCHEM\1\DATA\072220\07222009.D Vial: 33  
Acq On : 22 Jul 2020 8:19 pm Operator: S MCQUINN  
Sample : VOA8 MBLK 072220 Inst : voa8  
Misc : MBLK SW\_8015S-GRO Multiplr: 1.00  
IntFile : GRO.E  
Quant Time: Aug 13 8:26 2020 Quant Results File: 051420S.RES

Quant Method : C:\HPCHEM\1...\051420S.M (Chemstation Integrator)  
Title : GC-PT c6-10 SOIL  
Last Update : Thu Jun 11 15:37:38 2020  
Response via : Initial Calibration  
DataAcq Meth : 120919S.M

Volume Inj. :  
Signal Phase :  
Signal Info :

Compound	R.T.	Response	Conc Units
-----			
System Monitoring Compounds			
2) S 1,2-DCB-d4 (Surrogate)	15.64	21536	45.847 ug/KG
Target Compounds			
1) H GRO C6-C10	8.46	548	<MDL ug/KG

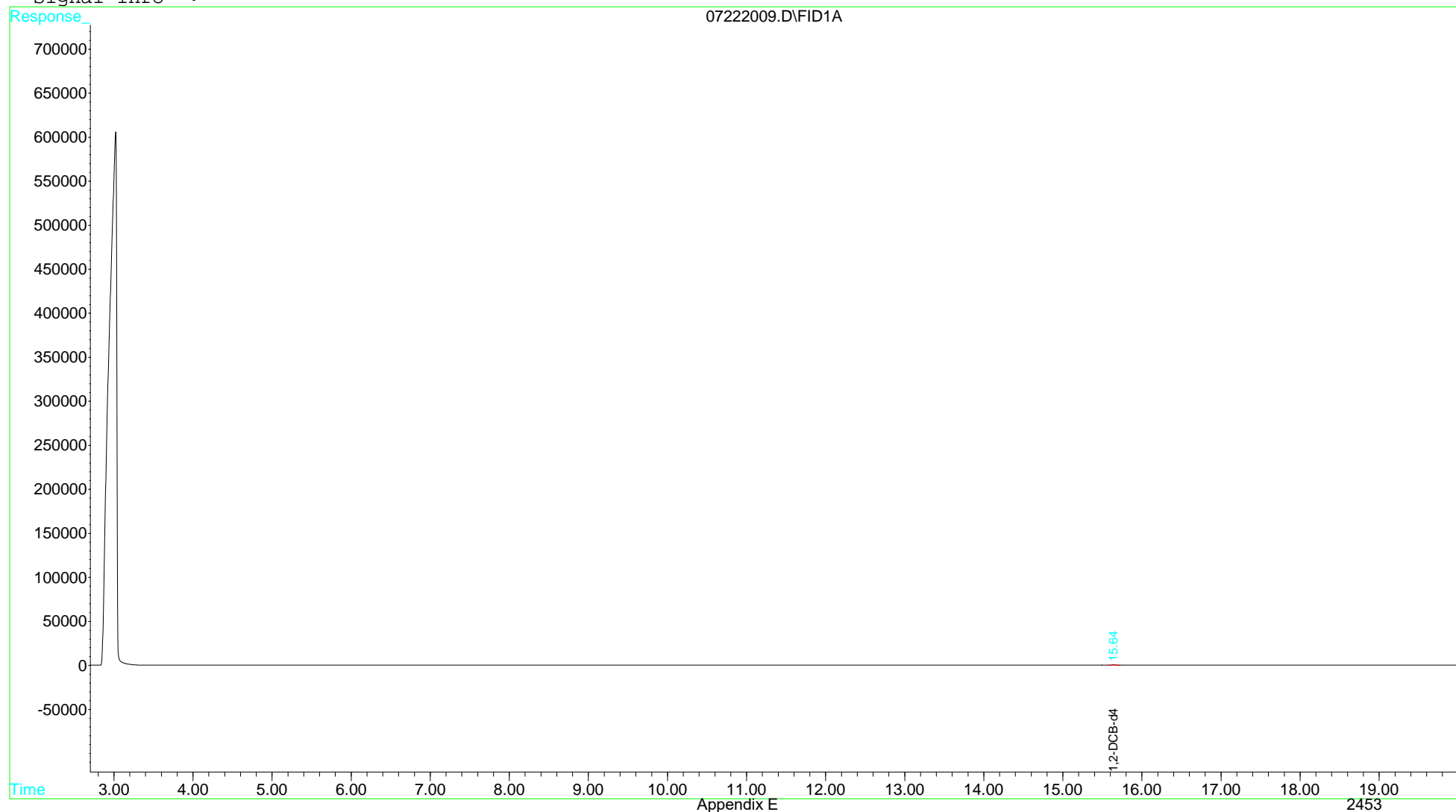


Data File : C:\HPCHEM\1\DATA\072220\07222009.D  
Acq On : 22 Jul 2020 8:19 pm  
Sample : VOA8 MBLK 072220  
Misc : MBLK SW\_8015S-GRO  
IntFile : GRO.E  
Quant Time: Aug 13 8:26 2020 Quant Results File: 051420S.RES

Vial: 33  
Operator: S MCQUINN  
Inst : voa8  
Multiplr: 1.00

Quant Method : C:\HPCHEM\1...\051420S.M (Chemstation Integrator)  
Title : GC-PT c6-10 SOIL  
Last Update : Thu Jun 11 15:37:38 2020  
Response via : Multiple Level Calibration  
DataAcq Meth : 120919S.M

Volume Inj. :  
Signal Phase :  
Signal Info :



Data File : C:\HPCHEM\1\DATA\072220\07222010.D Vial: 34  
Acq On : 22 Jul 2020 8:49 pm Operator: S MCQUINN  
Sample : 2006518-007B Inst : voa8  
Misc : SAMP SW\_8015S-GRO Multiplr: 1.00  
IntFile : GRO.E  
Quant Time: Aug 13 8:27 2020 Quant Results File: 051420S.RES

Quant Method : C:\HPCHEM\1...\051420S.M (Chemstation Integrator)  
Title : GC-PT c6-10 SOIL  
Last Update : Thu Jun 11 15:37:38 2020  
Response via : Initial Calibration  
DataAcq Meth : 120919S.M

Volume Inj. :  
Signal Phase :  
Signal Info :

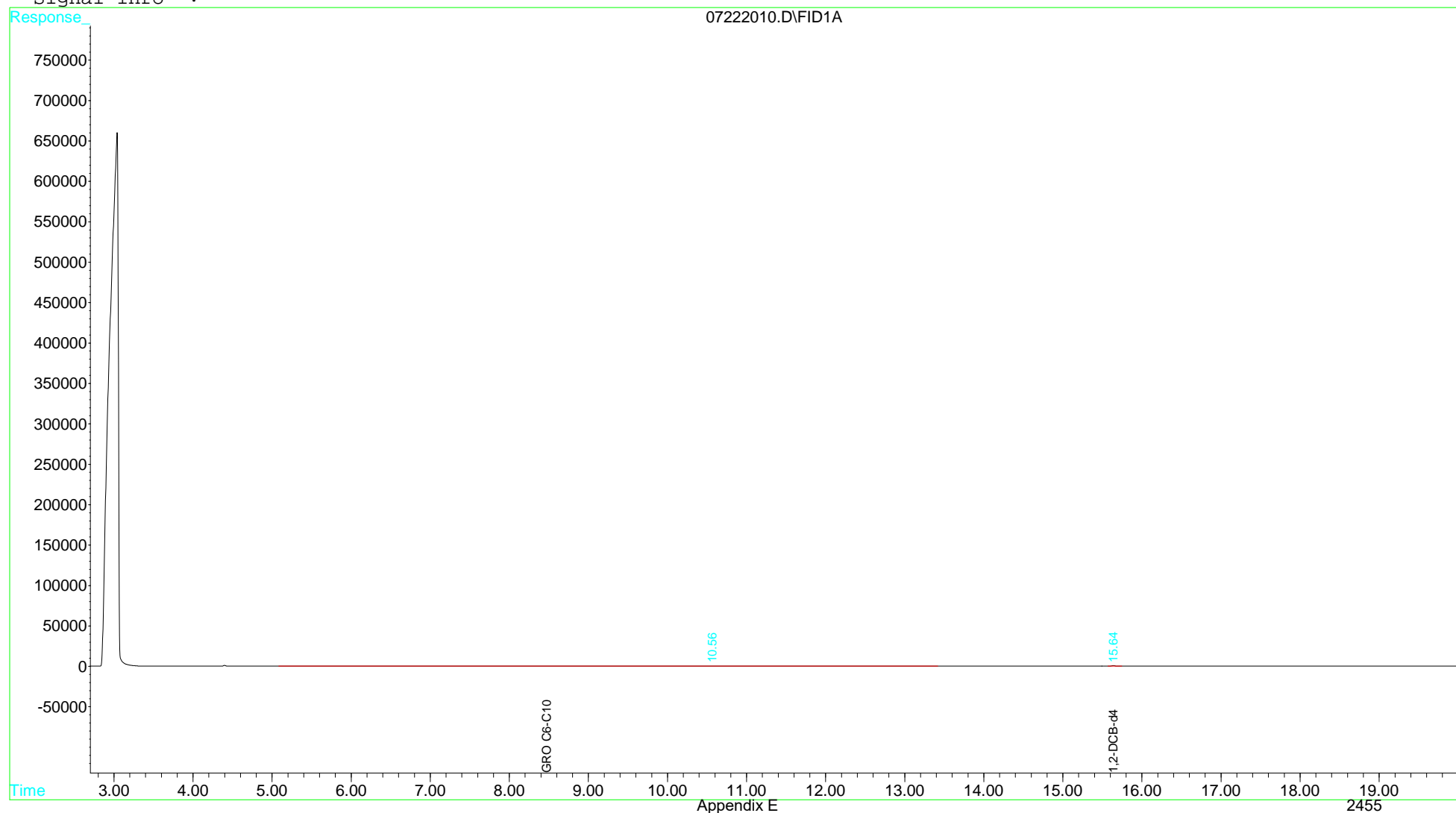
Compound	R.T.	Response	Conc Units
-----			
System Monitoring Compounds			
2) S 1,2-DCB-d4 (Surrogate)	15.64	21102	44.923 ug/KG
Target Compounds			
1) H GRO C6-C10	8.46	3524	9.130 ug/KG

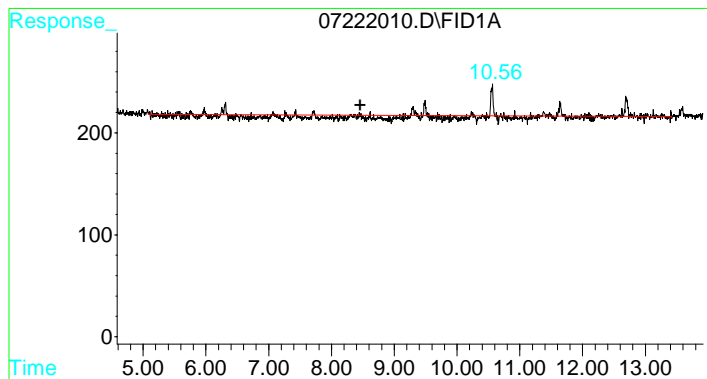
Data File : C:\HPCHEM\1\DATA\072220\07222010.D  
Acq On : 22 Jul 2020 8:49 pm  
Sample : 2006518-007B  
Misc : SAMP SW\_8015S-GRO  
IntFile : GRO.E  
Quant Time: Aug 13 8:27 2020 Quant Results File: 051420S.RES

Vial: 34  
Operator: S MCQUINN  
Inst : voa8  
Multiplr: 1.00

Quant Method : C:\HPCHEM\1...\051420S.M (Chemstation Integrator)  
Title : GC-PT c6-10 SOIL  
Last Update : Thu Jun 11 15:37:38 2020  
Response via : Multiple Level Calibration  
DataAcq Meth : 120919S.M

Volume Inj. :  
Signal Phase :  
Signal Info :





#1 GRO C6-C10

R.T.: 8.460 min  
Delta R.T.: 0.000 min  
Response: 3524  
Conc: 9.13 ug/KG m

Data File : C:\HPCHEM\1\DATA\072220\07222011.D Vial: 40  
Acq On : 22 Jul 2020 9:19 pm Operator: S MCQUINN  
Sample : 2006518-008B Inst : voa8  
Misc : SAMP SW\_8015S-GRO Multiplr: 1.00  
IntFile : GRO.E  
Quant Time: Aug 13 8:27 2020 Quant Results File: 051420S.RES

Quant Method : C:\HPCHEM\1...\051420S.M (Chemstation Integrator)  
Title : GC-PT c6-10 SOIL  
Last Update : Thu Jun 11 15:37:38 2020  
Response via : Initial Calibration  
DataAcq Meth : 120919S.M

Volume Inj. :  
Signal Phase :  
Signal Info :

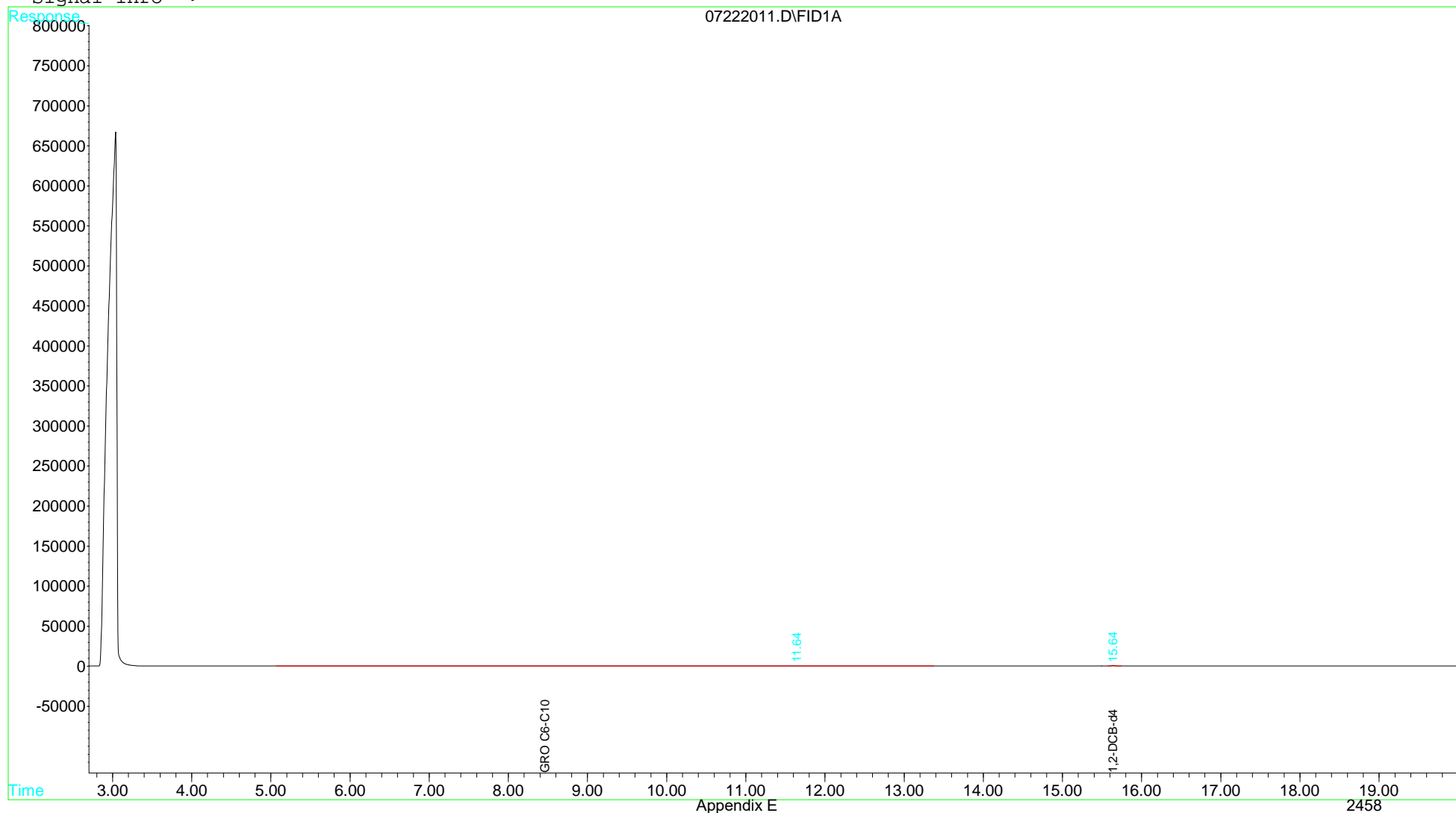
Compound	R.T.	Response	Conc Units
-----			
System Monitoring Compounds			
2) S 1,2-DCB-d4 (Surrogate)	15.64	22334	47.545 ug/KG
Target Compounds			
1) H GRO C6-C10	8.46	1040	2.694 ug/KG

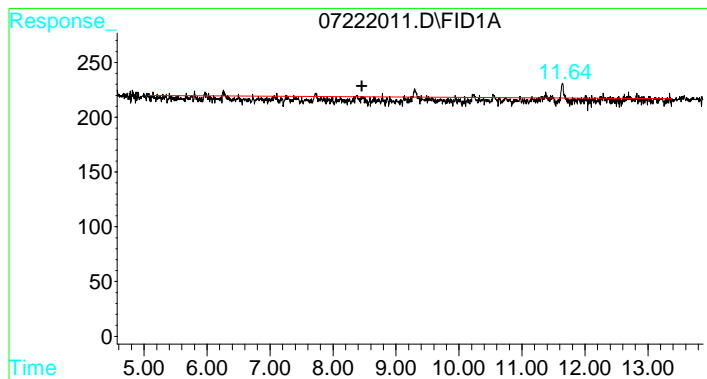
Data File : C:\HPCHEM\1\DATA\072220\07222011.D  
Acq On : 22 Jul 2020 9:19 pm  
Sample : 2006518-008B  
Misc : SAMP SW\_8015S-GRO  
IntFile : GRO.E  
Quant Time: Aug 13 8:27 2020 Quant Results File: 051420S.RES

Vial: 40  
Operator: S MCQUINN  
Inst : voa8  
Multiplr: 1.00

Quant Method : C:\HPCHEM\1...\051420S.M (Chemstation Integrator)  
Title : GC-PT c6-10 SOIL  
Last Update : Thu Jun 11 15:37:38 2020  
Response via : Multiple Level Calibration  
DataAcq Meth : 120919S.M

Volume Inj. :  
Signal Phase :  
Signal Info :





#1 GRO C6-C10

R.T.: 8.460 min  
Delta R.T.: 0.000 min  
Response: 1040  
Conc: 2.69 ug/KG m

Data File : C:\HPCHEM\1\DATA\072220\07222012.D Vial: 35  
Acq On : 22 Jul 2020 9:49 pm Operator: S MCQUINN  
Sample : 2006518-009B Inst : voa8  
Misc : SAMP SW\_8015S-GRO Multiplr: 1.00  
IntFile : GRO.E  
Quant Time: Aug 13 8:27 2020 Quant Results File: 051420S.RES

Quant Method : C:\HPCHEM\1...\051420S.M (Chemstation Integrator)  
Title : GC-PT c6-10 SOIL  
Last Update : Thu Jun 11 15:37:38 2020  
Response via : Initial Calibration  
DataAcq Meth : 120919S.M

Volume Inj. :  
Signal Phase :  
Signal Info :

Compound	R.T.	Response	Conc Units
-----			
System Monitoring Compounds			
2) S 1,2-DCB-d4 (Surrogate)	15.64	20121	42.833 ug/KG
Target Compounds			
1) H GRO C6-C10	8.46	1462	3.788 ug/KG

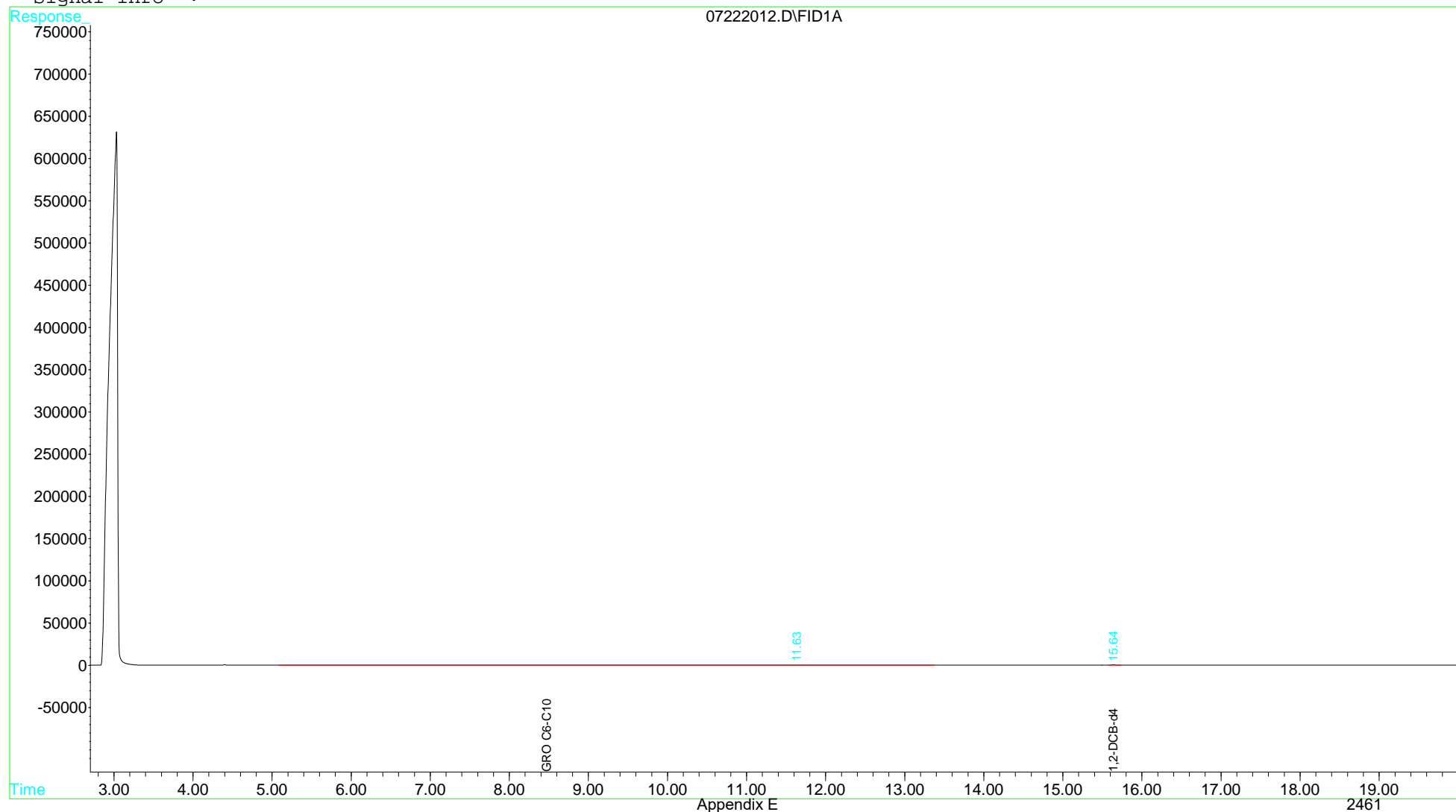


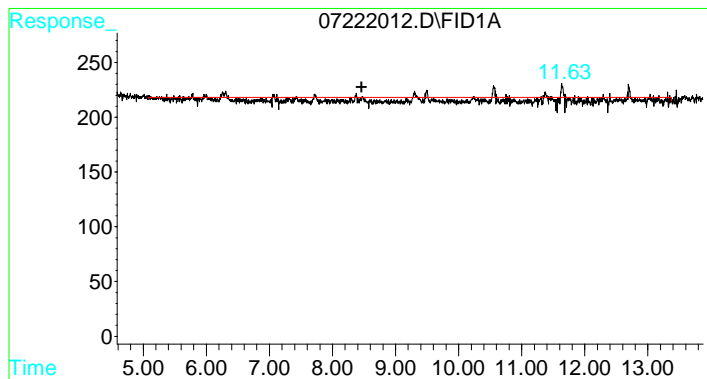
Data File : C:\HPCHEM\1\DATA\072220\07222012.D  
Acq On : 22 Jul 2020 9:49 pm  
Sample : 2006518-009B  
Misc : SAMP SW\_8015S-GRO  
IntFile : GRO.E  
Quant Time: Aug 13 8:27 2020 Quant Results File: 051420S.RES

Vial: 35  
Operator: S MCQUINN  
Inst : voa8  
Multiplr: 1.00

Quant Method : C:\HPCHEM\1...\051420S.M (Chemstation Integrator)  
Title : GC-PT c6-10 SOIL  
Last Update : Thu Jun 11 15:37:38 2020  
Response via : Multiple Level Calibration  
DataAcq Meth : 120919S.M

Volume Inj. :  
Signal Phase :  
Signal Info :





#1 GRO C6-C10

R.T.: 8.460 min  
Delta R.T.: 0.000 min  
Response: 1462  
Conc: 3.79 ug/KG m

Data File : C:\HPCHEM\1\DATA\072220\07222013.D Vial: 40  
Acq On : 22 Jul 2020 10:19 pm Operator: S MCQUINN  
Sample : 2006518-010B Inst : voa8  
Misc : SAMP SW\_8015S-GRO Multiplr: 1.00  
IntFile : GRO.E  
Quant Time: Aug 13 8:27 2020 Quant Results File: 051420S.RES

Quant Method : C:\HPCHEM\1...\051420S.M (Chemstation Integrator)  
Title : GC-PT c6-10 SOIL  
Last Update : Thu Jun 11 15:37:38 2020  
Response via : Initial Calibration  
DataAcq Meth : 120919S.M

Volume Inj. :  
Signal Phase :  
Signal Info :

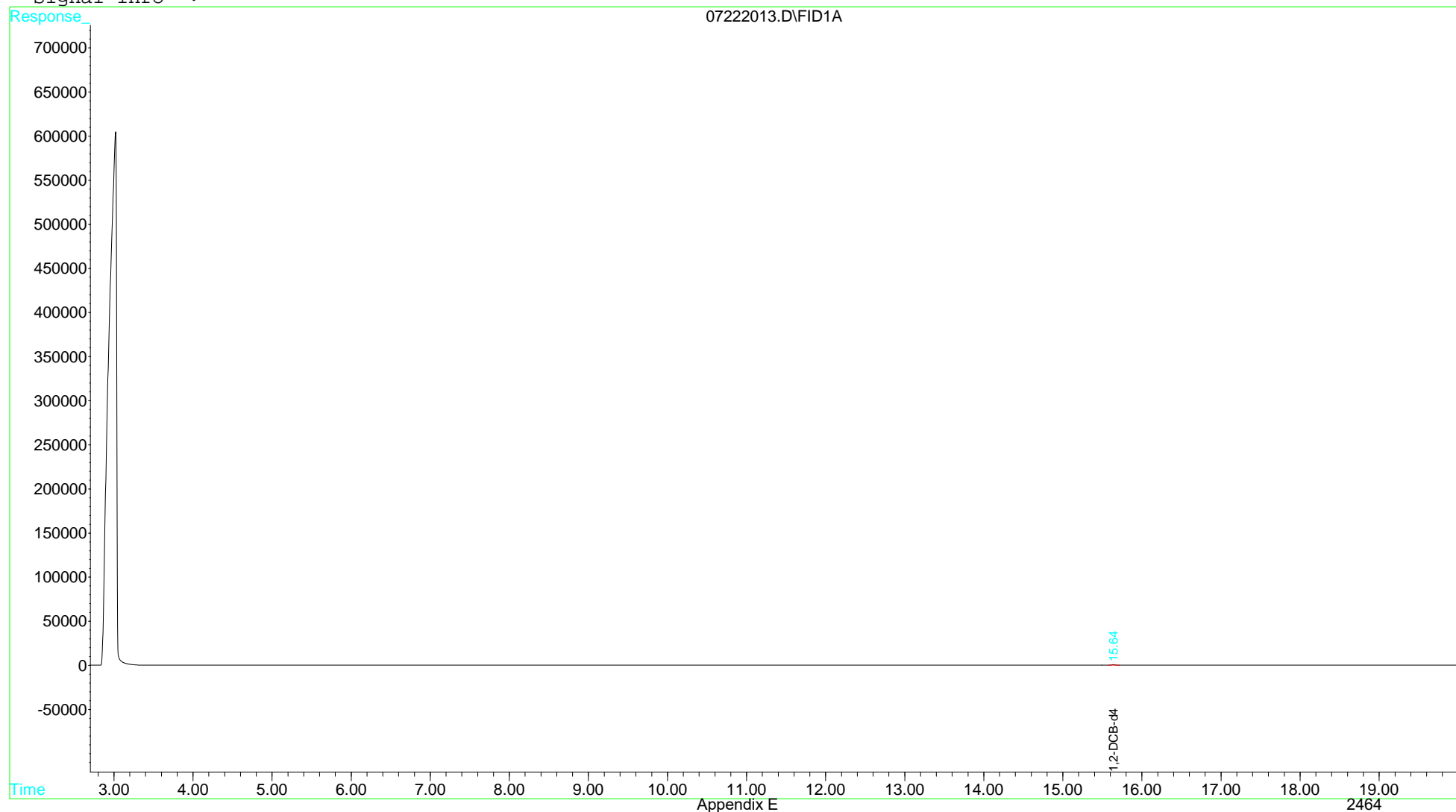
Compound	R.T.	Response	Conc Units
-----			
System Monitoring Compounds			
2) S 1,2-DCB-d4 (Surrogate)	15.64	21862	46.541 ug/KG
Target Compounds			
1) H GRO C6-C10	8.46	759	<MDL ug/KG

Data File : C:\HPCHEM\1\DATA\072220\07222013.D  
Acq On : 22 Jul 2020 10:19 pm  
Sample : 2006518-010B  
Misc : SAMP SW\_8015S-GRO  
IntFile : GRO.E  
Quant Time: Aug 13 8:27 2020 Quant Results File: 051420S.RES

Vial: 40  
Operator: S MCQUINN  
Inst : voa8  
Multiplr: 1.00

Quant Method : C:\HPCHEM\1...\051420S.M (Chemstation Integrator)  
Title : GC-PT c6-10 SOIL  
Last Update : Thu Jun 11 15:37:38 2020  
Response via : Multiple Level Calibration  
DataAcq Meth : 120919S.M

Volume Inj. :  
Signal Phase :  
Signal Info :



Data File : C:\HPCHEM\1\DATA\072220\07222014.D Vial: 41  
Acq On : 22 Jul 2020 10:48 pm Operator: S MCQUINN  
Sample : 2006518-011B Inst : voa8  
Misc : SAMP SW\_8015S-GRO Multiplr: 1.00  
IntFile : GRO.E  
Quant Time: Aug 13 8:28 2020 Quant Results File: 051420S.RES

Quant Method : C:\HPCHEM\1...\051420S.M (Chemstation Integrator)  
Title : GC-PT c6-10 SOIL  
Last Update : Thu Jun 11 15:37:38 2020  
Response via : Initial Calibration  
DataAcq Meth : 120919S.M

Volume Inj. :  
Signal Phase :  
Signal Info :

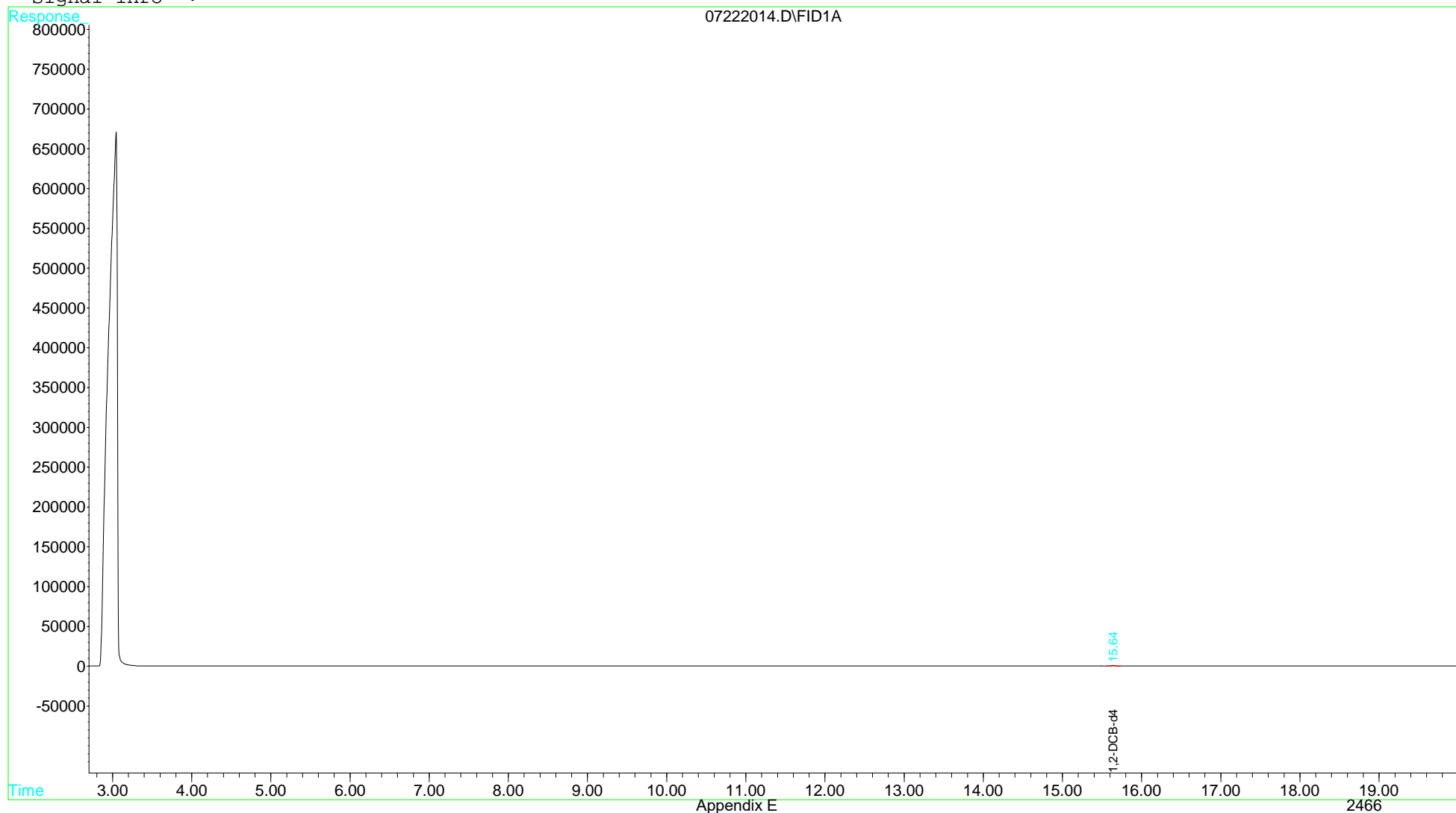
Compound	R.T.	Response	Conc Units
-----			
System Monitoring Compounds			
2) S 1,2-DCB-d4 (Surrogate)	15.64	23434	49.887 ug/KG
Target Compounds			
1) H GRO C6-C10	8.46	612	<MDL ug/KG

Data File : C:\HPCHEM\1\DATA\072220\07222014.D  
Acq On : 22 Jul 2020 10:48 pm  
Sample : 2006518-011B  
Misc : SAMP SW\_8015S-GRO  
IntFile : GRO.E  
Quant Time: Aug 13 8:28 2020 Quant Results File: 051420S.RES

Vial: 41  
Operator: S MCQUINN  
Inst : voa8  
Multiplr: 1.00

Quant Method : C:\HPCHEM\1...\051420S.M (Chemstation Integrator)  
Title : GC-PT c6-10 SOIL  
Last Update : Thu Jun 11 15:37:38 2020  
Response via : Multiple Level Calibration  
DataAcq Meth : 120919S.M

Volume Inj. :  
Signal Phase :  
Signal Info :



Data File : C:\HPCHEM\1\DATA\072220\07222015.D Vial: 42  
Acq On : 22 Jul 2020 11:18 pm Operator: S MCQUINN  
Sample : 2006518-012B Inst : voa8  
Misc : SAMP SW\_8015S-GRO Multiplr: 1.00  
IntFile : GRO.E  
Quant Time: Aug 13 8:28 2020 Quant Results File: 051420S.RES

Quant Method : C:\HPCHEM\1...\051420S.M (Chemstation Integrator)  
Title : GC-PT c6-10 SOIL  
Last Update : Thu Jun 11 15:37:38 2020  
Response via : Initial Calibration  
DataAcq Meth : 120919S.M

Volume Inj. :  
Signal Phase :  
Signal Info :

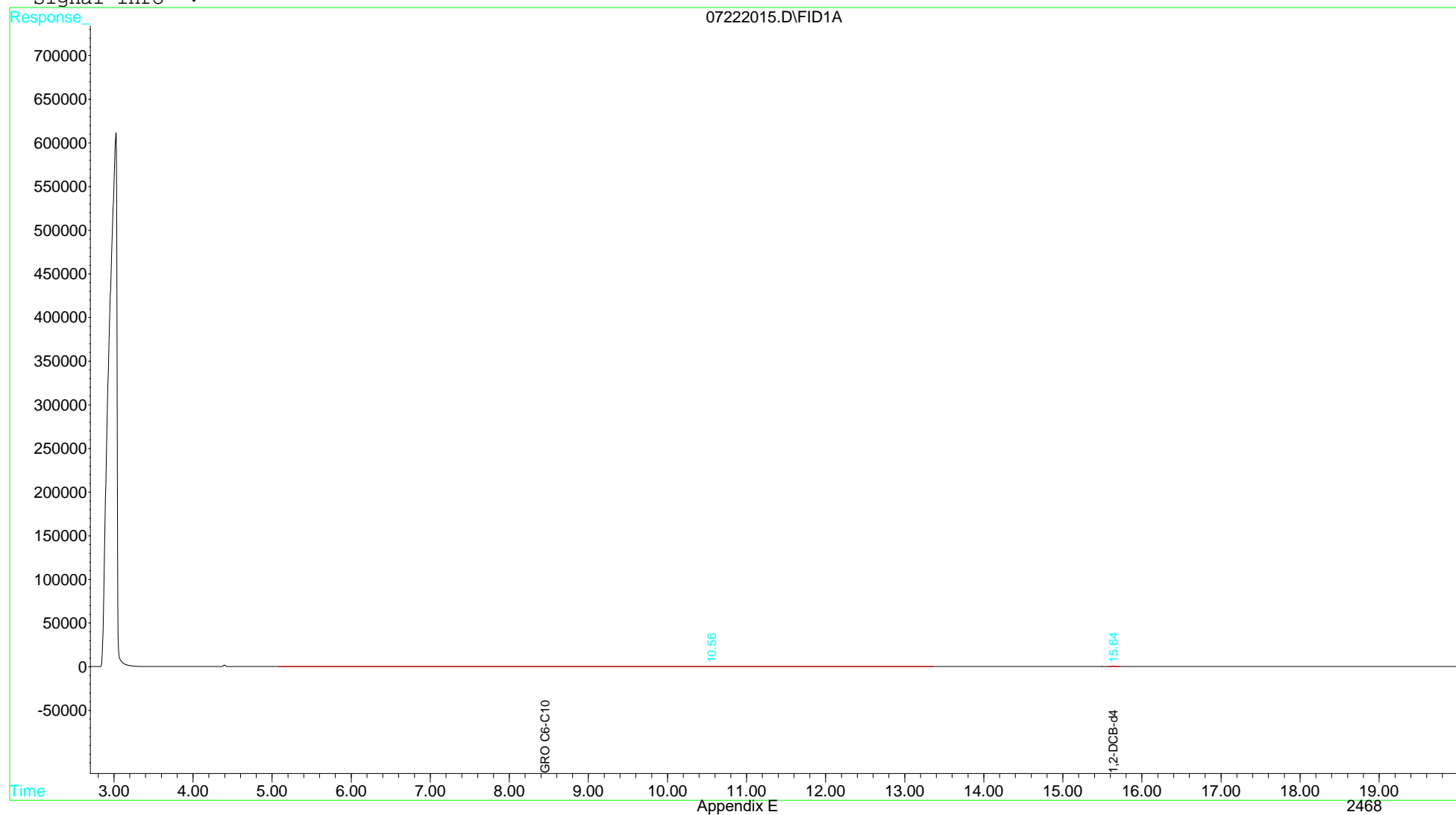
Compound	R.T.	Response	Conc Units
-----			
System Monitoring Compounds			
2) S 1,2-DCB-d4 (Surrogate)	15.64	21240	45.217 ug/KG
Target Compounds			
1) H GRO C6-C10	8.46	6102	15.809 ug/KG

Data File : C:\HPCHEM\1\DATA\072220\07222015.D  
Acq On : 22 Jul 2020 11:18 pm  
Sample : 2006518-012B  
Misc : SAMP SW\_8015S-GRO  
IntFile : GRO.E  
Quant Time: Aug 13 8:28 2020 Quant Results File: 051420S.RES

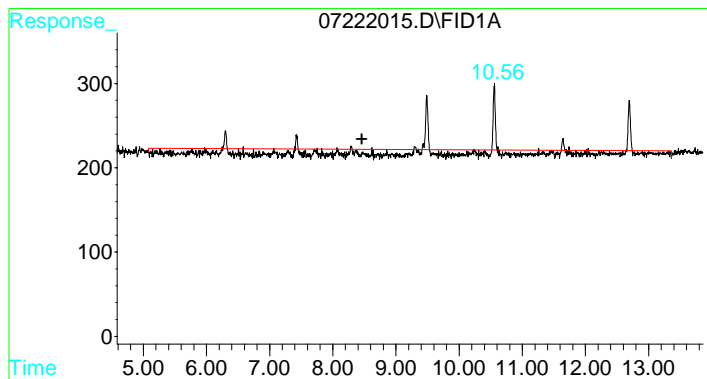
Vial: 42  
Operator: S MCQUINN  
Inst : voa8  
Multiplr: 1.00

Quant Method : C:\HPCHEM\1...\051420S.M (Chemstation Integrator)  
Title : GC-PT c6-10 SOIL  
Last Update : Thu Jun 11 15:37:38 2020  
Response via : Multiple Level Calibration  
DataAcq Meth : 120919S.M

Volume Inj. :  
Signal Phase :  
Signal Info :







#1 GRO C6-C10

R.T.: 8.460 min  
Delta R.T.: 0.000 min  
Response: 6102  
Conc: 15.81 ug/KG m

Data File : C:\HPCHEM\1\DATA\072220\07222016.D Vial: 43  
Acq On : 22 Jul 2020 11:48 pm Operator: S MCQUINN  
Sample : 2006518-013B Inst : voa8  
Misc : SAMP SW\_8015S-GRO Multiplr: 1.00  
IntFile : GRO.E  
Quant Time: Aug 13 8:28 2020 Quant Results File: 051420S.RES

Quant Method : C:\HPCHEM\1...\051420S.M (Chemstation Integrator)  
Title : GC-PT c6-10 SOIL  
Last Update : Thu Jun 11 15:37:38 2020  
Response via : Initial Calibration  
DataAcq Meth : 120919S.M

Volume Inj. :  
Signal Phase :  
Signal Info :

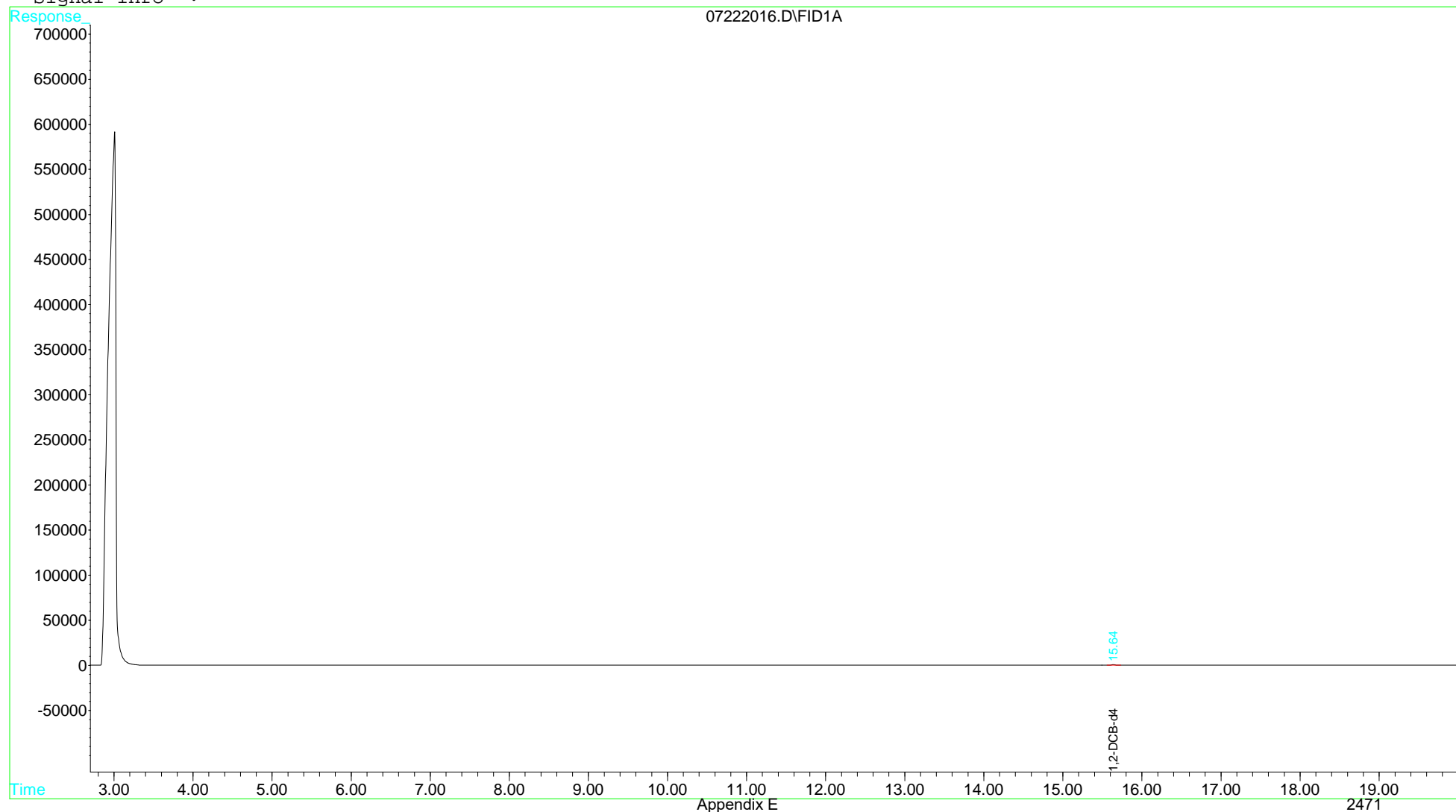
Compound	R.T.	Response	Conc Units
-----			
System Monitoring Compounds			
2) S 1,2-DCB-d4 (Surrogate)	15.64	20569	43.787 ug/KG
Target Compounds			
1) H GRO C6-C10	8.46	550	<MDL ug/KG

Data File : C:\HPCHEM\1\DATA\072220\07222016.D  
Acq On : 22 Jul 2020 11:48 pm  
Sample : 2006518-013B  
Misc : SAMP SW\_8015S-GRO  
IntFile : GRO.E  
Quant Time: Aug 13 8:28 2020 Quant Results File: 051420S.RES

Vial: 43  
Operator: S MCQUINN  
Inst : voa8  
Multiplr: 1.00

Quant Method : C:\HPCHEM\1...\051420S.M (Chemstation Integrator)  
Title : GC-PT c6-10 SOIL  
Last Update : Thu Jun 11 15:37:38 2020  
Response via : Multiple Level Calibration  
DataAcq Meth : 120919S.M

Volume Inj. :  
Signal Phase :  
Signal Info :



Data File : C:\HPCHEM\1\DATA\072220\07222017.D Vial: 44  
Acq On : 23 Jul 2020 12:18 am Operator: S MCQUINN  
Sample : 2006518-014B Inst : voa8  
Misc : SAMP SW\_8015S-GRO Multiplr: 1.00  
IntFile : GRO.E  
Quant Time: Aug 13 8:29 2020 Quant Results File: 051420S.RES

Quant Method : C:\HPCHEM\1...\051420S.M (Chemstation Integrator)  
Title : GC-PT c6-10 SOIL  
Last Update : Thu Jun 11 15:37:38 2020  
Response via : Initial Calibration  
DataAcq Meth : 120919S.M

Volume Inj. :  
Signal Phase :  
Signal Info :

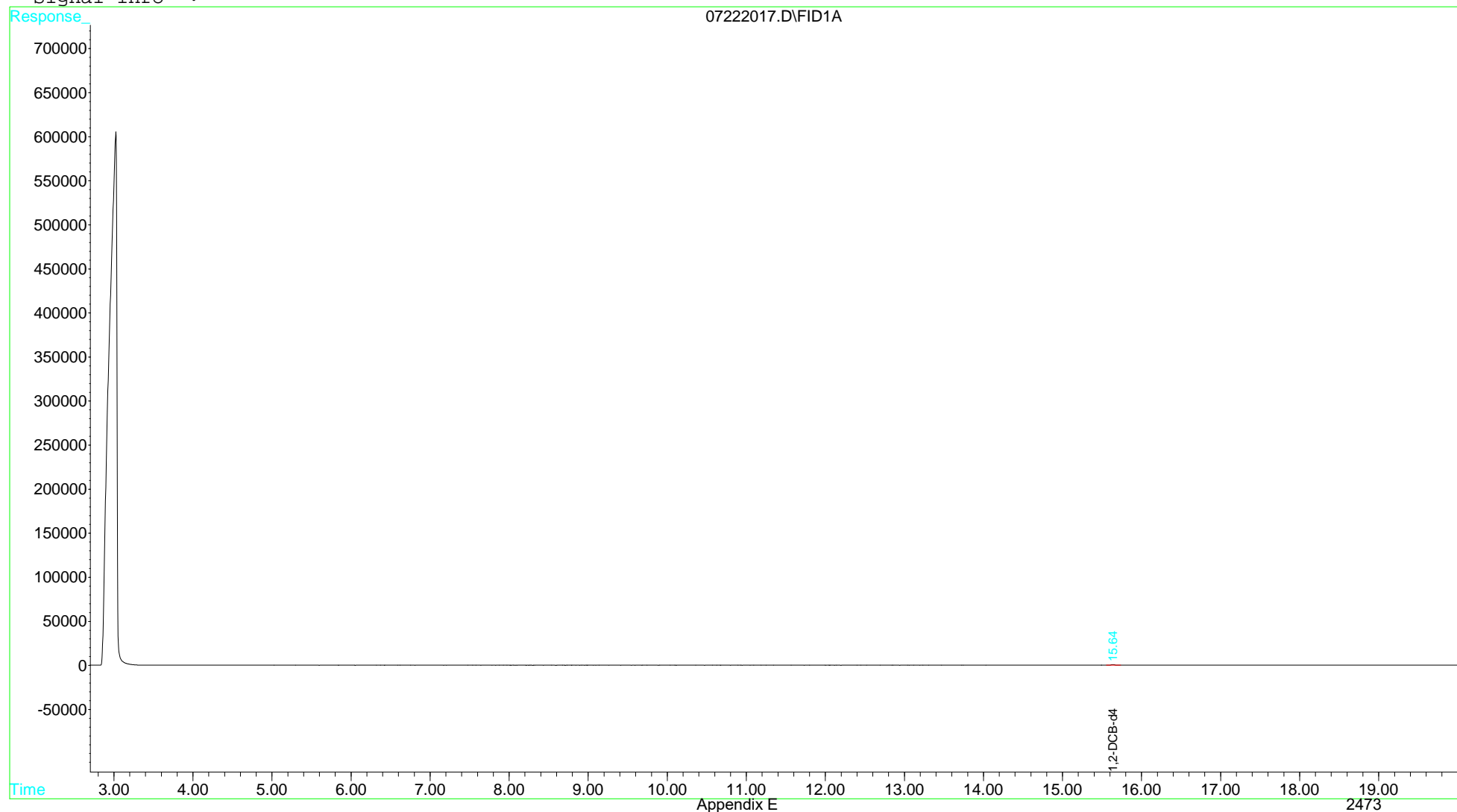
Compound	R.T.	Response	Conc Units
-----			
System Monitoring Compounds			
2) S 1,2-DCB-d4 (Surrogate)	15.64	22667	48.254 ug/KG
Target Compounds			
1) H GRO C6-C10	8.46	288	<MDL ug/KG

Data File : C:\HPCHEM\1\DATA\072220\07222017.D  
Acq On : 23 Jul 2020 12:18 am  
Sample : 2006518-014B  
Misc : SAMP SW\_8015S-GRO  
IntFile : GRO.E  
Quant Time: Aug 13 8:29 2020 Quant Results File: 051420S.RES

Vial: 44  
Operator: S MCQUINN  
Inst : voa8  
Multiplr: 1.00

Quant Method : C:\HPCHEM\1...\051420S.M (Chemstation Integrator)  
Title : GC-PT c6-10 SOIL  
Last Update : Thu Jun 11 15:37:38 2020  
Response via : Multiple Level Calibration  
DataAcq Meth : 120919S.M

Volume Inj. :  
Signal Phase :  
Signal Info :



Data File : C:\HPCHEM\1\DATA\072220\07222018.D Vial: 45  
Acq On : 23 Jul 2020 12:48 am Operator: S MCQUINN  
Sample : 2006518-015B Inst : voa8  
Misc : SAMP SW\_8015S-GRO Multiplr: 1.00  
IntFile : GRO.E  
Quant Time: Aug 13 8:29 2020 Quant Results File: 051420S.RES

Quant Method : C:\HPCHEM\1...\051420S.M (Chemstation Integrator)  
Title : GC-PT c6-10 SOIL  
Last Update : Thu Jun 11 15:37:38 2020  
Response via : Initial Calibration  
DataAcq Meth : 120919S.M

Volume Inj. :  
Signal Phase :  
Signal Info :

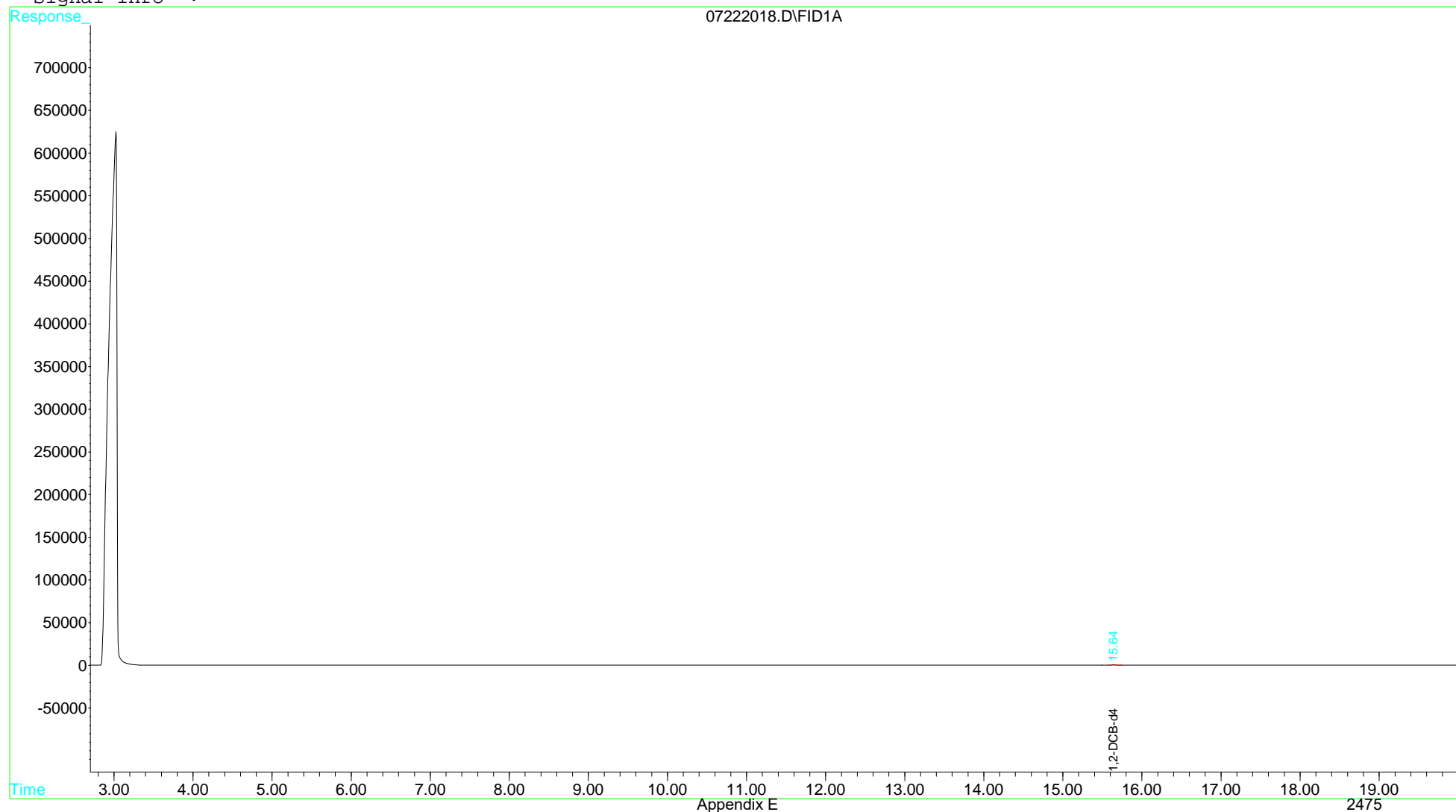
Compound	R.T.	Response	Conc Units
-----			
System Monitoring Compounds			
2) S 1,2-DCB-d4 (Surrogate)	15.64	21971	46.773 ug/KG
Target Compounds			
1) H GRO C6-C10	8.46	283	<MDL ug/KG

Data File : C:\HPCHEM\1\DATA\072220\07222018.D  
Acq On : 23 Jul 2020 12:48 am  
Sample : 2006518-015B  
Misc : SAMP SW\_8015S-GRO  
IntFile : GRO.E  
Quant Time: Aug 13 8:29 2020 Quant Results File: 051420S.RES

Vial: 45  
Operator: S MCQUINN  
Inst : voa8  
Multiplr: 1.00

Quant Method : C:\HPCHEM\1...\051420S.M (Chemstation Integrator)  
Title : GC-PT c6-10 SOIL  
Last Update : Thu Jun 11 15:37:38 2020  
Response via : Multiple Level Calibration  
DataAcq Meth : 120919S.M

Volume Inj. :  
Signal Phase :  
Signal Info :



Data File : C:\HPCHEM\1\DATA\072220\07222019.D Vial: 46  
Acq On : 23 Jul 2020 1:18 am Operator: S MCQUINN  
Sample : 2006518-016B Inst : voa8  
Misc : SAMP SW\_8015S-GRO Multiplr: 1.00  
IntFile : GRO.E  
Quant Time: Aug 13 8:29 2020 Quant Results File: 051420S.RES

Quant Method : C:\HPCHEM\1...\051420S.M (Chemstation Integrator)  
Title : GC-PT c6-10 SOIL  
Last Update : Thu Jun 11 15:37:38 2020  
Response via : Initial Calibration  
DataAcq Meth : 120919S.M

Volume Inj. :  
Signal Phase :  
Signal Info :

Compound	R.T.	Response	Conc Units
-----			
System Monitoring Compounds			
2) S 1,2-DCB-d4 (Surrogate)	15.64	21707	46.210 ug/KG
Target Compounds			
1) H GRO C6-C10	8.46	417	<MDL ug/KG

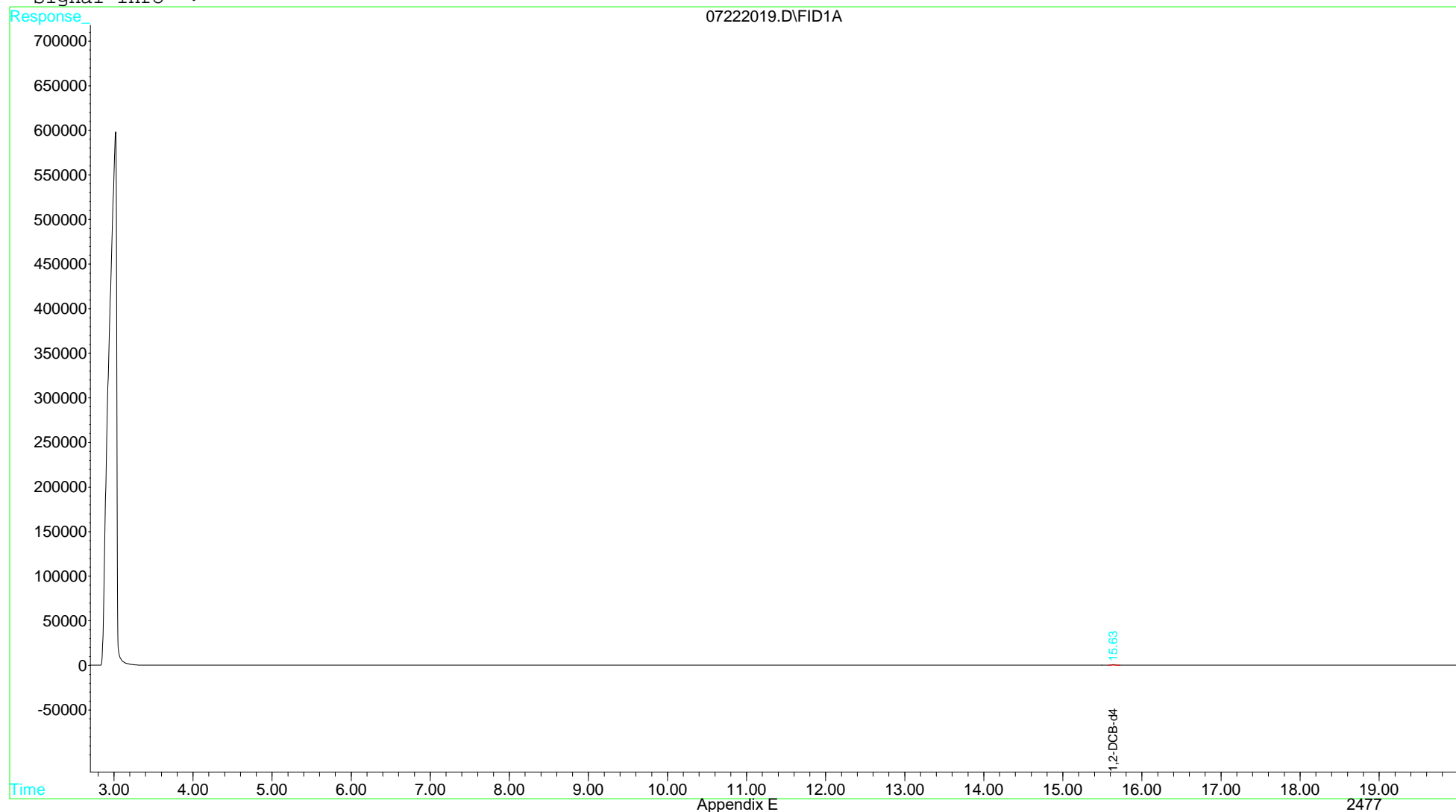


Data File : C:\HPCHEM\1\DATA\072220\07222019.D  
Acq On : 23 Jul 2020 1:18 am  
Sample : 2006518-016B  
Misc : SAMP SW\_8015S-GRO  
IntFile : GRO.E  
Quant Time: Aug 13 8:29 2020 Quant Results File: 051420S.RES

Vial: 46  
Operator: S MCQUINN  
Inst : voa8  
Multiplr: 1.00

Quant Method : C:\HPCHEM\1...\051420S.M (Chemstation Integrator)  
Title : GC-PT c6-10 SOIL  
Last Update : Thu Jun 11 15:37:38 2020  
Response via : Multiple Level Calibration  
DataAcq Meth : 120919S.M

Volume Inj. :  
Signal Phase :  
Signal Info :



Data File : C:\HPCHEM\1\DATA\072220\07222020.D Vial: 47  
Acq On : 23 Jul 2020 1:48 am Operator: S MCQUINN  
Sample : 2006518-017B Inst : voa8  
Misc : SAMP SW\_8015S-GRO Multiplr: 1.00  
IntFile : GRO.E  
Quant Time: Aug 13 8:29 2020 Quant Results File: 051420S.RES

Quant Method : C:\HPCHEM\1...\051420S.M (Chemstation Integrator)  
Title : GC-PT c6-10 SOIL  
Last Update : Thu Jun 11 15:37:38 2020  
Response via : Initial Calibration  
DataAcq Meth : 120919S.M

Volume Inj. :  
Signal Phase :  
Signal Info :

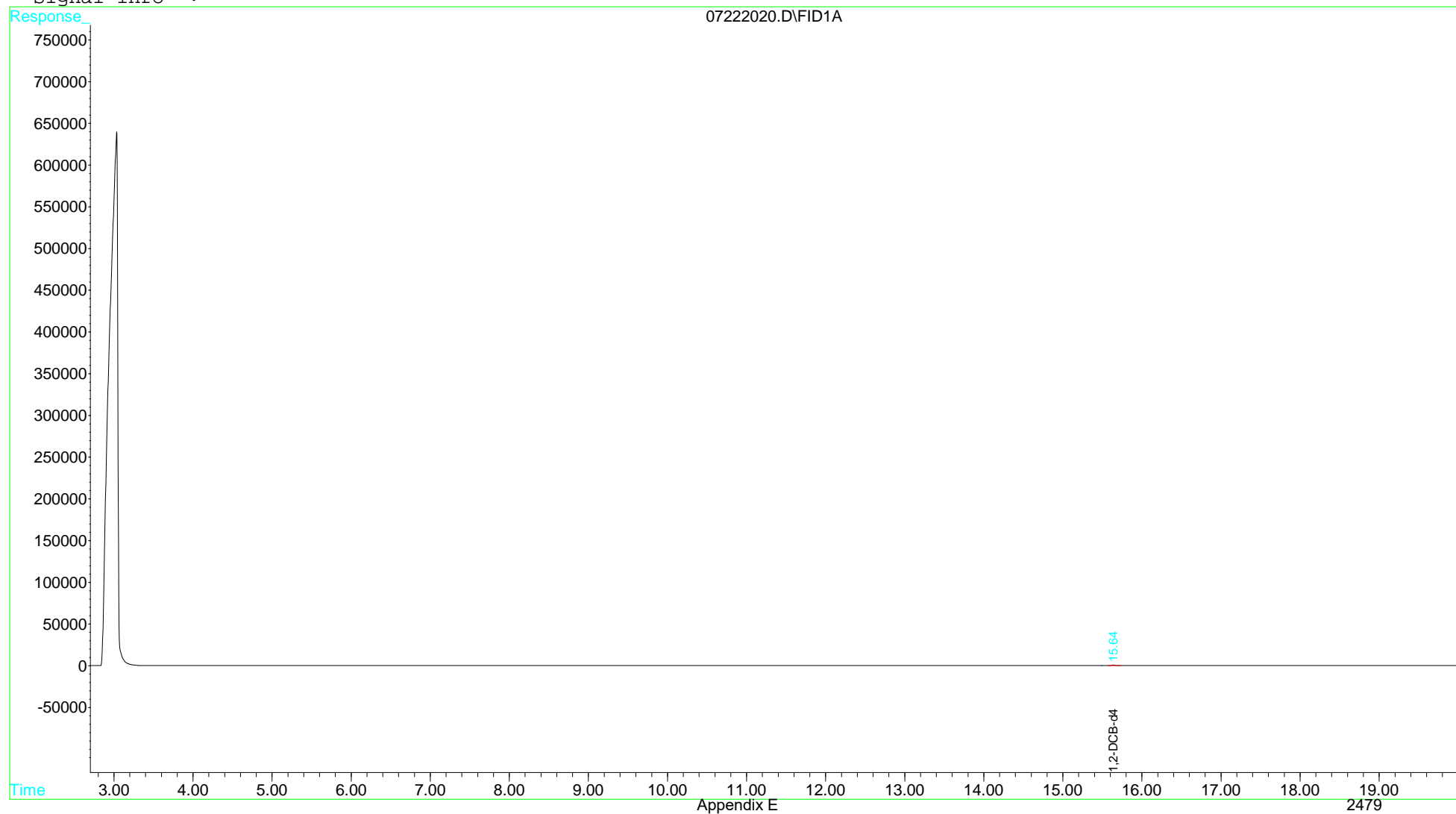
Compound	R.T.	Response	Conc Units
-----			
System Monitoring Compounds			
2) S 1,2-DCB-d4 (Surrogate)	15.64	21343	45.435 ug/KG
Target Compounds			
1) H GRO C6-C10	8.46	523	<MDL ug/KG

Data File : C:\HPCHEM\1\DATA\072220\07222020.D  
Acq On : 23 Jul 2020 1:48 am  
Sample : 2006518-017B  
Misc : SAMP SW\_8015S-GRO  
IntFile : GRO.E  
Quant Time: Aug 13 8:29 2020 Quant Results File: 051420S.RES

Vial: 47  
Operator: S MCQUINN  
Inst : voa8  
Multiplr: 1.00

Quant Method : C:\HPCHEM\1...\051420S.M (Chemstation Integrator)  
Title : GC-PT c6-10 SOIL  
Last Update : Thu Jun 11 15:37:38 2020  
Response via : Multiple Level Calibration  
DataAcq Meth : 120919S.M

Volume Inj. :  
Signal Phase :  
Signal Info :



Data File : C:\HPCHEM\1\DATA\072220\07222021.D Vial: 48  
Acq On : 23 Jul 2020 2:18 am Operator: S MCQUINN  
Sample : 2006518-018B Inst : voa8  
Misc : SAMP SW\_8015S-GRO Multiplr: 1.00  
IntFile : GRO.E  
Quant Time: Aug 13 8:30 2020 Quant Results File: 051420S.RES

Quant Method : C:\HPCHEM\1...\051420S.M (Chemstation Integrator)  
Title : GC-PT c6-10 SOIL  
Last Update : Thu Jun 11 15:37:38 2020  
Response via : Initial Calibration  
DataAcq Meth : 120919S.M

Volume Inj. :  
Signal Phase :  
Signal Info :

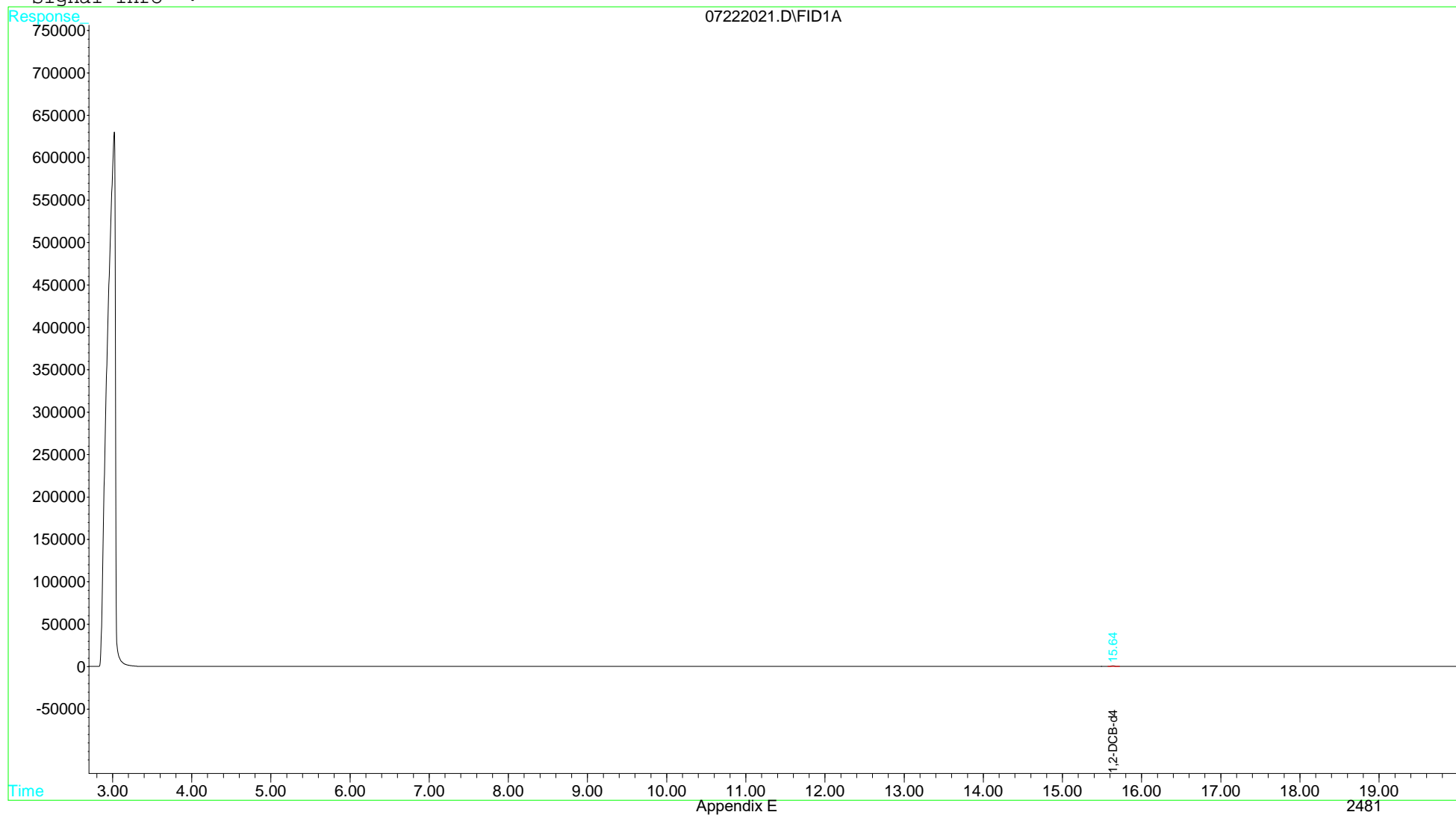
Compound	R.T.	Response	Conc Units
-----			
System Monitoring Compounds			
2) S 1,2-DCB-d4 (Surrogate)	15.64	21740	46.281 ug/KG
Target Compounds			
1) H GRO C6-C10	8.46	677	<MDL ug/KG

Data File : C:\HPCHEM\1\DATA\072220\07222021.D  
Acq On : 23 Jul 2020 2:18 am  
Sample : 2006518-018B  
Misc : SAMP SW\_8015S-GRO  
IntFile : GRO.E  
Quant Time: Aug 13 8:30 2020 Quant Results File: 051420S.RES

Vial: 48  
Operator: S MCQUINN  
Inst : voa8  
Multiplr: 1.00

Quant Method : C:\HPCHEM\1...\051420S.M (Chemstation Integrator)  
Title : GC-PT c6-10 SOIL  
Last Update : Thu Jun 11 15:37:38 2020  
Response via : Multiple Level Calibration  
DataAcq Meth : 120919S.M

Volume Inj. :  
Signal Phase :  
Signal Info :



Data File : C:\HPCHEM\1\DATA\072220\07222022.D Vial: 49  
Acq On : 23 Jul 2020 2:48 am Operator: S MCQUINN  
Sample : 2006518-019B Inst : voa8  
Misc : SAMP SW\_8015S-GRO Multiplr: 1.00  
IntFile : GRO.E  
Quant Time: Aug 13 8:30 2020 Quant Results File: 051420S.RES

Quant Method : C:\HPCHEM\1...\051420S.M (Chemstation Integrator)  
Title : GC-PT c6-10 SOIL  
Last Update : Thu Jun 11 15:37:38 2020  
Response via : Initial Calibration  
DataAcq Meth : 120919S.M

Volume Inj. :  
Signal Phase :  
Signal Info :

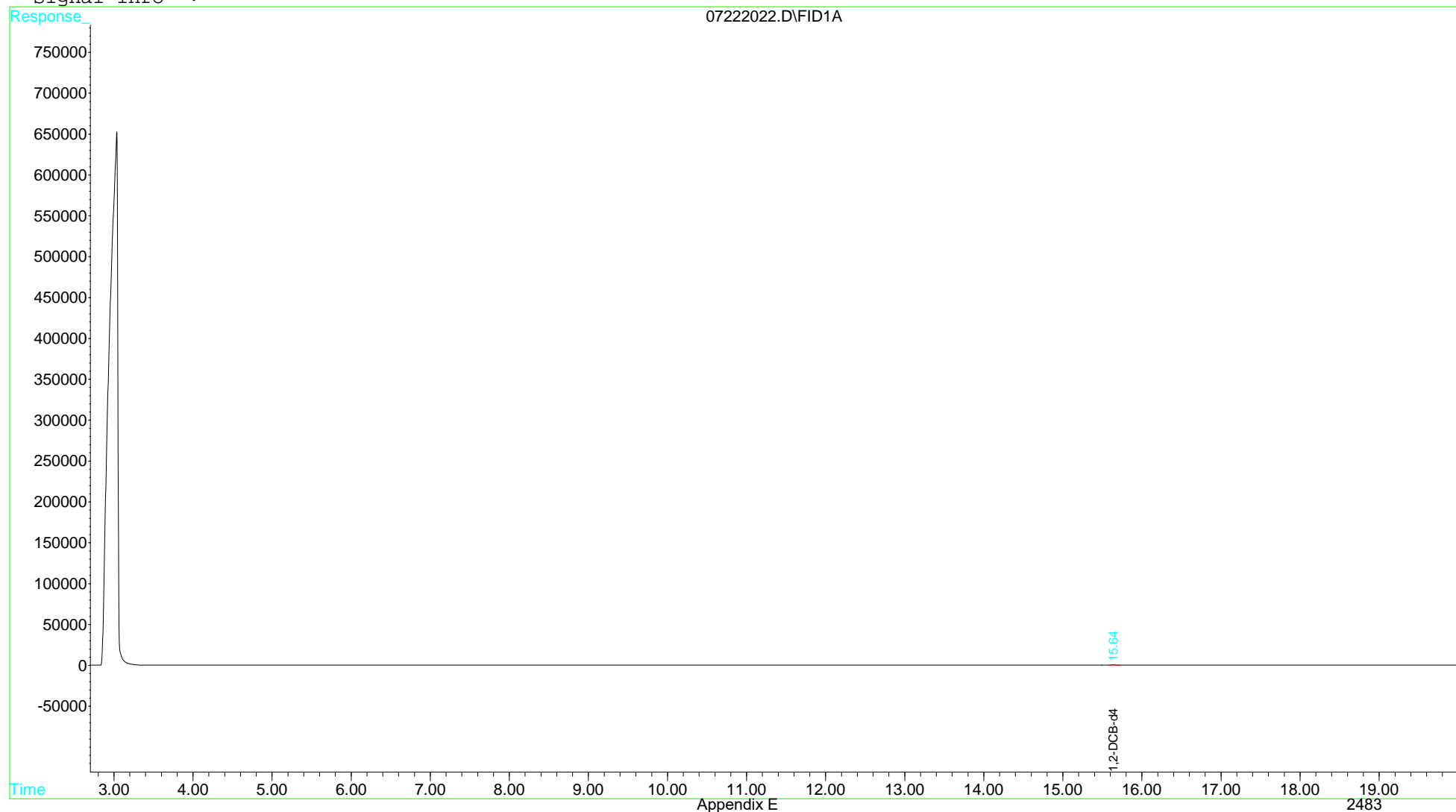
Compound	R.T.	Response	Conc Units
-----			
System Monitoring Compounds			
2) S 1,2-DCB-d4 (Surrogate)	15.64	23792	50.649 ug/KG
Target Compounds			
1) H GRO C6-C10	8.46	673	<MDL ug/KG

Data File : C:\HPCHEM\1\DATA\072220\07222022.D  
Acq On : 23 Jul 2020 2:48 am  
Sample : 2006518-019B  
Misc : SAMP SW\_8015S-GRO  
IntFile : GRO.E  
Quant Time: Aug 13 8:30 2020 Quant Results File: 051420S.RES

Vial: 49  
Operator: S MCQUINN  
Inst : voa8  
Multiplr: 1.00

Quant Method : C:\HPCHEM\1...\051420S.M (Chemstation Integrator)  
Title : GC-PT c6-10 SOIL  
Last Update : Thu Jun 11 15:37:38 2020  
Response via : Multiple Level Calibration  
DataAcq Meth : 120919S.M

Volume Inj. :  
Signal Phase :  
Signal Info :



Data File : C:\HPCHEM\1\DATA\072220\07222023.D Vial: 50  
Acq On : 23 Jul 2020 3:18 am Operator: S MCQUINN  
Sample : 2006518-020B Inst : voa8  
Misc : SAMP SW\_8015S-GRO Multiplr: 1.00  
IntFile : GRO.E  
Quant Time: Aug 13 8:30 2020 Quant Results File: 051420S.RES

Quant Method : C:\HPCHEM\1...\051420S.M (Chemstation Integrator)  
Title : GC-PT c6-10 SOIL  
Last Update : Thu Jun 11 15:37:38 2020  
Response via : Initial Calibration  
DataAcq Meth : 120919S.M

Volume Inj. :  
Signal Phase :  
Signal Info :

Compound	R.T.	Response	Conc Units
-----			
System Monitoring Compounds			
2) S 1,2-DCB-d4 (Surrogate)	15.64	24908	53.024 ug/KG
Target Compounds			
1) H GRO C6-C10	8.46	700	<MDL ug/KG

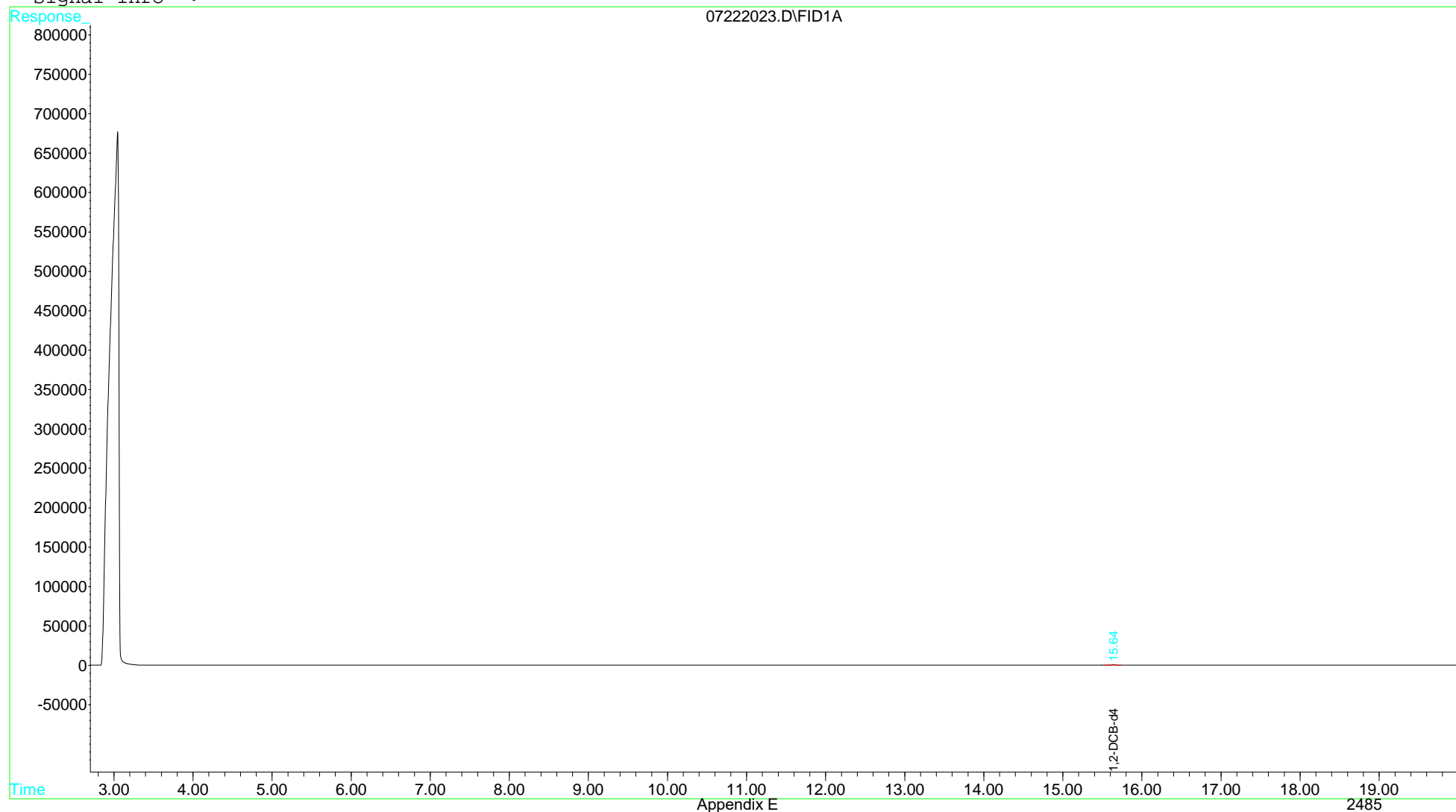


Data File : C:\HPCHEM\1\DATA\072220\07222023.D  
Acq On : 23 Jul 2020 3:18 am  
Sample : 2006518-020B  
Misc : SAMP SW\_8015S-GRO  
IntFile : GRO.E  
Quant Time: Aug 13 8:30 2020 Quant Results File: 051420S.RES

Vial: 50  
Operator: S MCQUINN  
Inst : voa8  
Multiplr: 1.00

Quant Method : C:\HPCHEM\1...\051420S.M (Chemstation Integrator)  
Title : GC-PT c6-10 SOIL  
Last Update : Thu Jun 11 15:37:38 2020  
Response via : Multiple Level Calibration  
DataAcq Meth : 120919S.M

Volume Inj. :  
Signal Phase :  
Signal Info :



Data File : C:\HPCHEM\1\DATA\072220\07222024.D Vial: 51  
Acq On : 23 Jul 2020 3:48 am Operator: S MCQUINN  
Sample : 2006518-021B Inst : voa8  
Misc : SAMP SW\_8015S-GRO Multiplr: 1.00  
IntFile : GRO.E  
Quant Time: Aug 13 8:30 2020 Quant Results File: 051420S.RES

Quant Method : C:\HPCHEM\1...\051420S.M (Chemstation Integrator)  
Title : GC-PT c6-10 SOIL  
Last Update : Thu Jun 11 15:37:38 2020  
Response via : Initial Calibration  
DataAcq Meth : 120919S.M

Volume Inj. :  
Signal Phase :  
Signal Info :

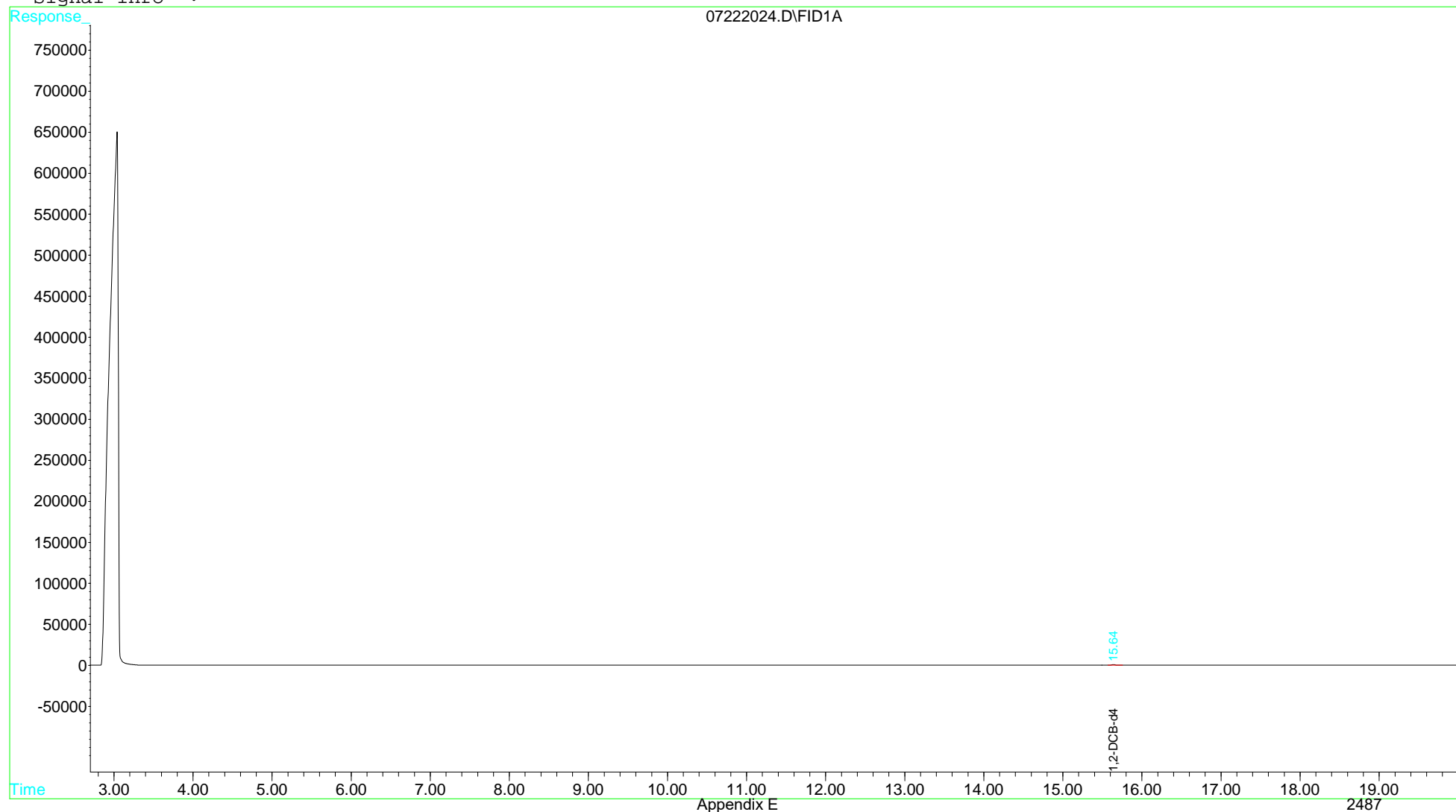
Compound	R.T.	Response	Conc Units
-----			
System Monitoring Compounds			
2) S 1,2-DCB-d4 (Surrogate)	15.64	23907	50.893 ug/KG
Target Compounds			
1) H GRO C6-C10	8.46	701	<MDL ug/KG

Data File : C:\HPCHEM\1\DATA\072220\07222024.D  
Acq On : 23 Jul 2020 3:48 am  
Sample : 2006518-021B  
Misc : SAMP SW\_8015S-GRO  
IntFile : GRO.E  
Quant Time: Aug 13 8:30 2020 Quant Results File: 051420S.RES

Vial: 51  
Operator: S MCQUINN  
Inst : voa8  
Multiplr: 1.00

Quant Method : C:\HPCHEM\1...\051420S.M (Chemstation Integrator)  
Title : GC-PT c6-10 SOIL  
Last Update : Thu Jun 11 15:37:38 2020  
Response via : Multiple Level Calibration  
DataAcq Meth : 120919S.M

Volume Inj. :  
Signal Phase :  
Signal Info :



Data File : C:\HPCHEM\1\DATA\072220\07222025.D Vial: 52  
Acq On : 23 Jul 2020 4:18 am Operator: S MCQUINN  
Sample : 2006518-022B Inst : voa8  
Misc : SAMP SW\_8015S-GRO Multiplr: 1.00  
IntFile : GRO.E  
Quant Time: Aug 13 8:31 2020 Quant Results File: 051420S.RES

Quant Method : C:\HPCHEM\1...\051420S.M (Chemstation Integrator)  
Title : GC-PT c6-10 SOIL  
Last Update : Thu Jun 11 15:37:38 2020  
Response via : Initial Calibration  
DataAcq Meth : 120919S.M

Volume Inj. :  
Signal Phase :  
Signal Info :

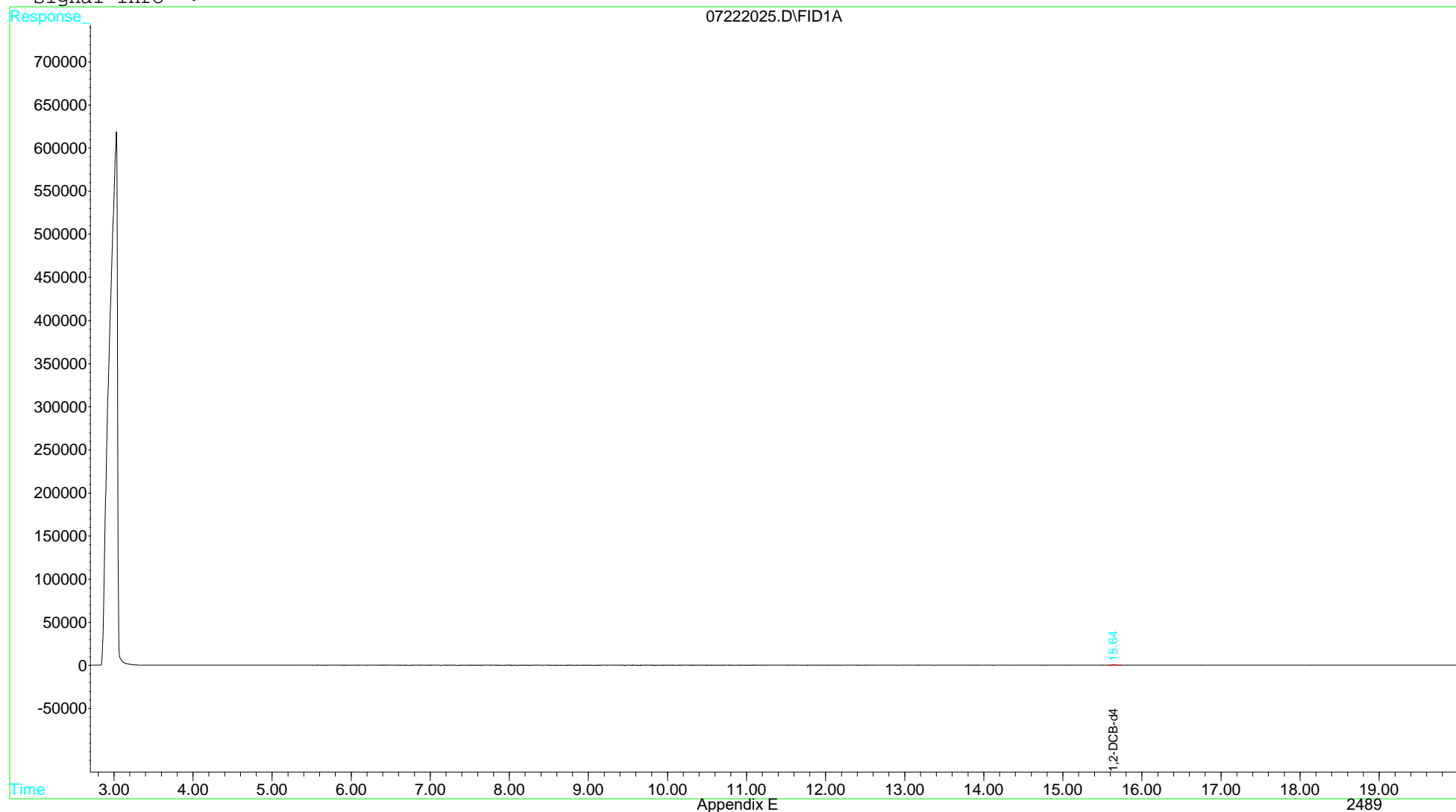
Compound	R.T.	Response	Conc Units
-----			
System Monitoring Compounds			
2) S 1,2-DCB-d4 (Surrogate)	15.64	21562	45.901 ug/KG
Target Compounds			
1) H GRO C6-C10	8.46	468	<MDL ug/KG

Data File : C:\HPCHEM\1\DATA\072220\07222025.D  
Acq On : 23 Jul 2020 4:18 am  
Sample : 2006518-022B  
Misc : SAMP SW\_8015S-GRO  
IntFile : GRO.E  
Quant Time: Aug 13 8:31 2020 Quant Results File: 051420S.RES

Vial: 52  
Operator: S MCQUINN  
Inst : voa8  
Multiplr: 1.00

Quant Method : C:\HPCHEM\1...\051420S.M (Chemstation Integrator)  
Title : GC-PT c6-10 SOIL  
Last Update : Thu Jun 11 15:37:38 2020  
Response via : Multiple Level Calibration  
DataAcq Meth : 120919S.M

Volume Inj. :  
Signal Phase :  
Signal Info :



Data File : C:\HPCHEM\1\DATA\072220\07222026.D Vial: 53  
Acq On : 23 Jul 2020 4:48 am Operator: S MCQUINN  
Sample : 2006518-023B Inst : voa8  
Misc : SAMP SW\_8015S-GRO Multiplr: 1.00  
IntFile : GRO.E  
Quant Time: Aug 13 8:31 2020 Quant Results File: 051420S.RES

Quant Method : C:\HPCHEM\1...\051420S.M (Chemstation Integrator)  
Title : GC-PT c6-10 SOIL  
Last Update : Thu Jun 11 15:37:38 2020  
Response via : Initial Calibration  
DataAcq Meth : 120919S.M

Volume Inj. :  
Signal Phase :  
Signal Info :

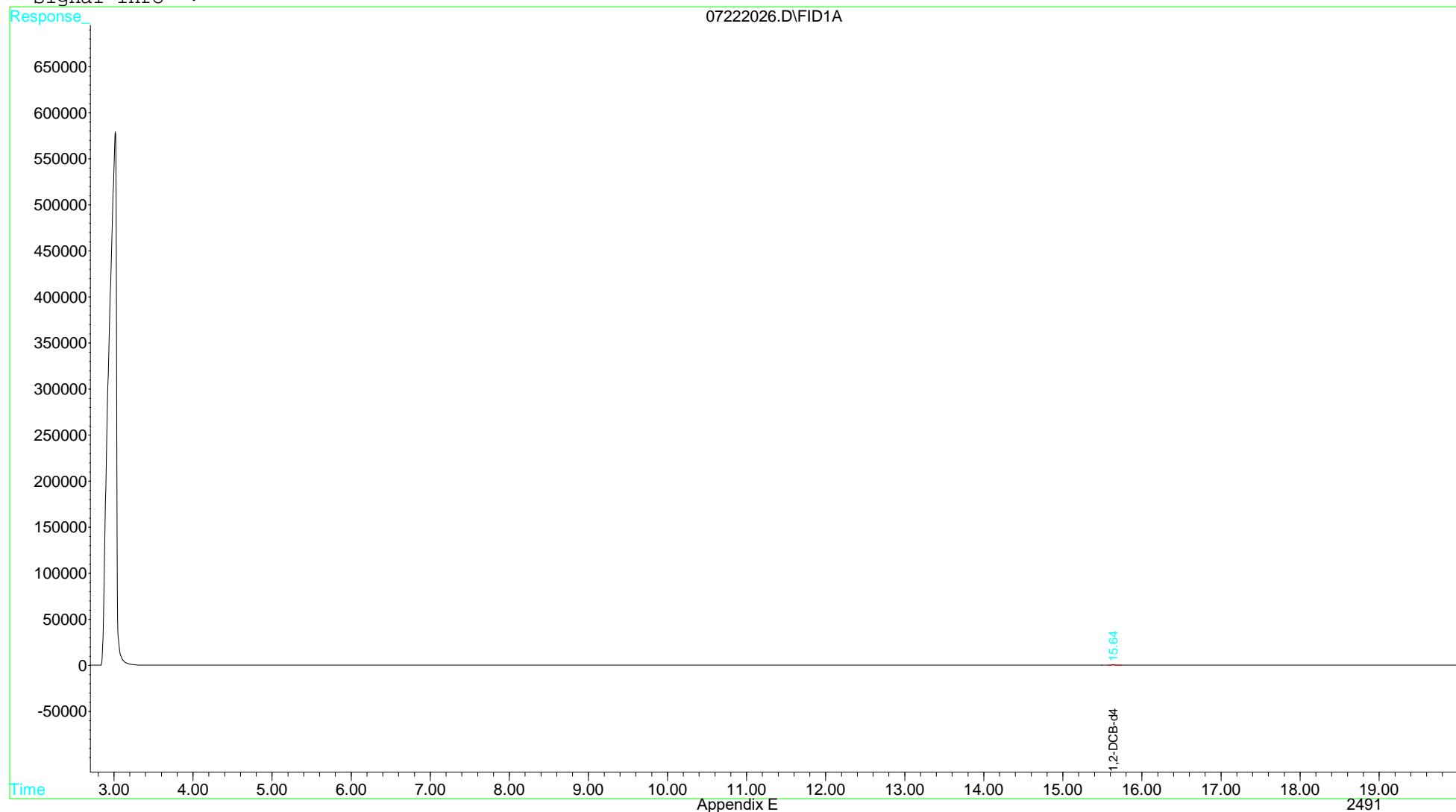
Compound	R.T.	Response	Conc Units
-----			
System Monitoring Compounds			
2) S 1,2-DCB-d4 (Surrogate)	15.64	21334	45.416 ug/KG
Target Compounds			
1) H GRO C6-C10	8.46	693	<MDL ug/KG

Data File : C:\HPCHEM\1\DATA\072220\07222026.D  
Acq On : 23 Jul 2020 4:48 am  
Sample : 2006518-023B  
Misc : SAMP SW\_8015S-GRO  
IntFile : GRO.E  
Quant Time: Aug 13 8:31 2020 Quant Results File: 051420S.RES

Vial: 53  
Operator: S MCQUINN  
Inst : voa8  
Multiplr: 1.00

Quant Method : C:\HPCHEM\1...\051420S.M (Chemstation Integrator)  
Title : GC-PT c6-10 SOIL  
Last Update : Thu Jun 11 15:37:38 2020  
Response via : Multiple Level Calibration  
DataAcq Meth : 120919S.M

Volume Inj. :  
Signal Phase :  
Signal Info :



Data File : C:\HPCHEM\1\DATA\072220\07222027.D Vial: 52  
Acq On : 23 Jul 2020 5:17 am Operator: S MCQUINN  
Sample : 2006518-023BMS Inst : voa8  
Misc : MS SW\_8015S-GRO Multiplr: 1.00  
IntFile : GRO.E  
Quant Time: Aug 13 8:37 2020 Quant Results File: 051420S.RES

Quant Method : C:\HPCHEM\1...\051420S.M (Chemstation Integrator)  
Title : GC-PT c6-10 SOIL  
Last Update : Thu Jun 11 15:37:38 2020  
Response via : Initial Calibration  
DataAcq Meth : 120919S.M

Volume Inj. :  
Signal Phase :  
Signal Info :

Compound	R.T.	Response	Conc Units
-----			
System Monitoring Compounds			
2) S 1,2-DCB-d4 (Surrogate)	15.64	26277	55.939 ug/KG
Target Compounds			
1) H GRO C6-C10	8.46	421157	1091.053 ug/KG

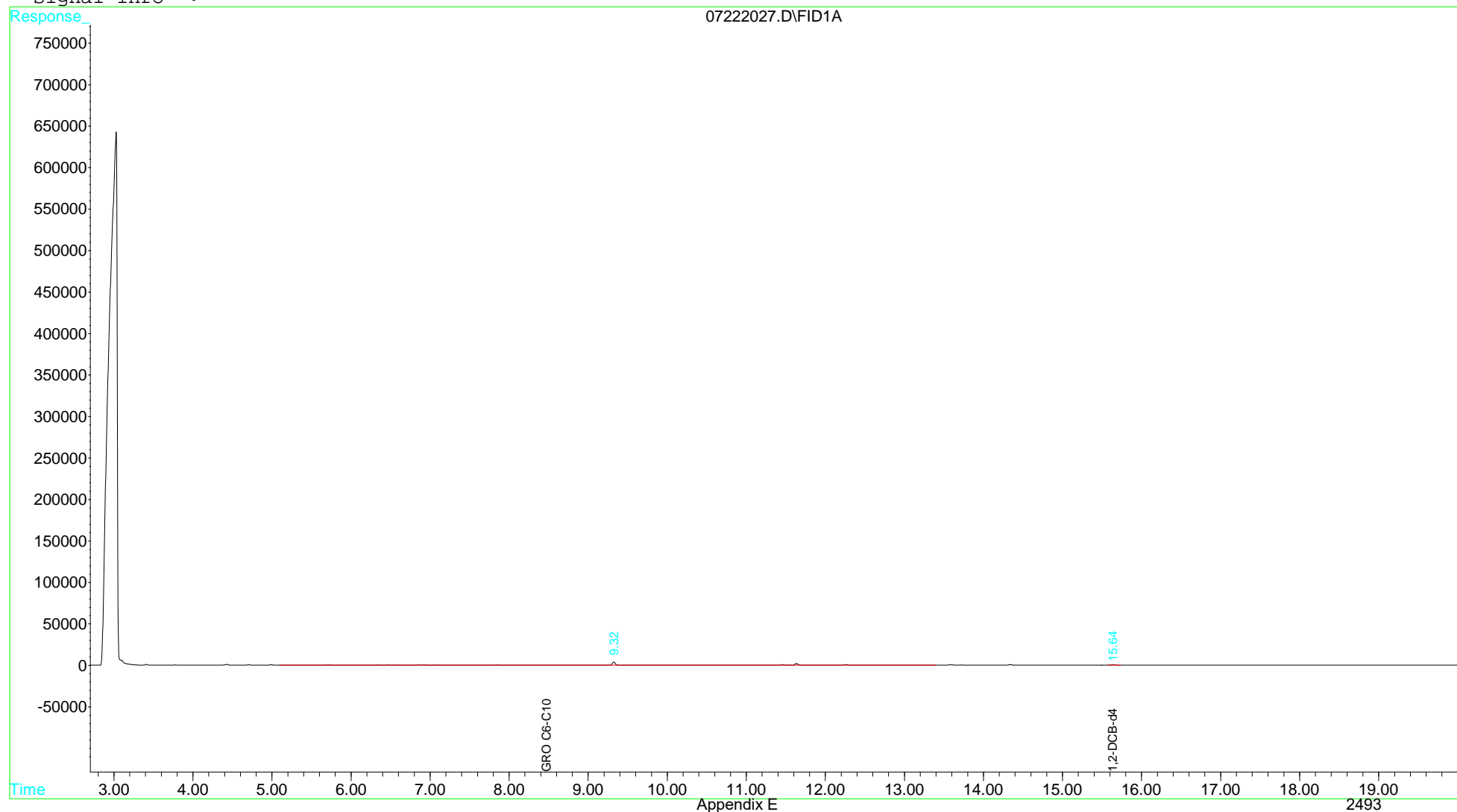


Data File : C:\HPCHEM\1\DATA\072220\07222027.D  
Acq On : 23 Jul 2020 5:17 am  
Sample : 2006518-023BMS  
Misc : MS SW\_8015S-GRO  
IntFile : GRO.E  
Quant Time: Aug 13 8:37 2020 Quant Results File: 051420S.RES

Vial: 52  
Operator: S MCQUINN  
Inst : voa8  
Multiplr: 1.00

Quant Method : C:\HPCHEM\1...\051420S.M (Chemstation Integrator)  
Title : GC-PT c6-10 SOIL  
Last Update : Thu Jun 11 15:37:38 2020  
Response via : Multiple Level Calibration  
DataAcq Meth : 120919S.M

Volume Inj. :  
Signal Phase :  
Signal Info :



Data File : C:\HPCHEM\1\DATA\072220\07222028.D Vial: 53  
Acq On : 23 Jul 2020 5:48 am Operator: S MCQUINN  
Sample : 2006518-023BMSD Inst : voa8  
Misc : MSD SW\_8015S-GRO Multiplr: 1.00  
IntFile : GRO.E  
Quant Time: Aug 13 8:37 2020 Quant Results File: 051420S.RES

Quant Method : C:\HPCHEM\1...\051420S.M (Chemstation Integrator)  
Title : GC-PT c6-10 SOIL  
Last Update : Thu Jun 11 15:37:38 2020  
Response via : Initial Calibration  
DataAcq Meth : 120919S.M

Volume Inj. :  
Signal Phase :  
Signal Info :

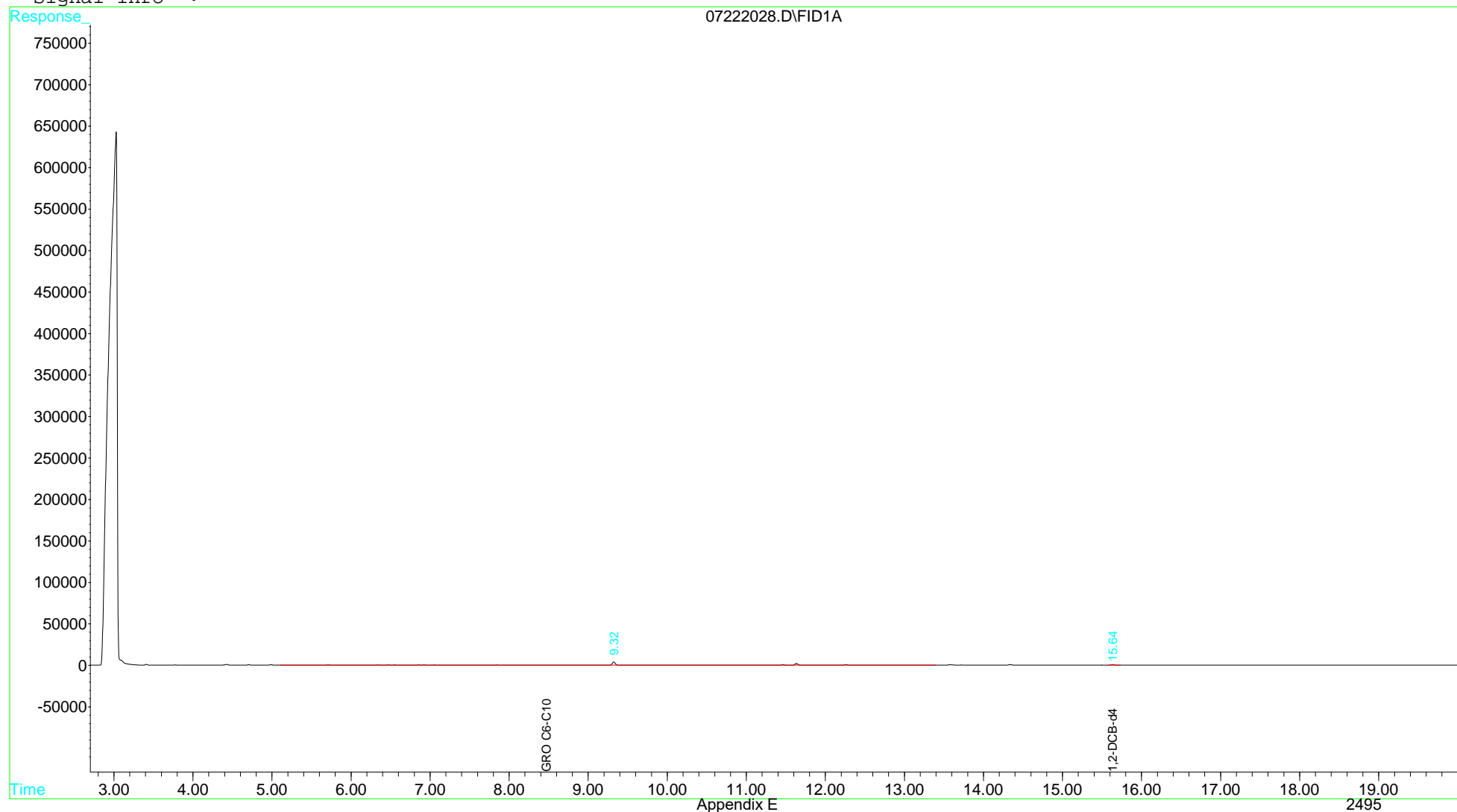
Compound	R.T.	Response	Conc Units
-----			
System Monitoring Compounds			
2) S 1,2-DCB-d4 (Surrogate)	15.64	25932	55.205 ug/KG
Target Compounds			
1) H GRO C6-C10	8.46	423844	1098.015 ug/KG

Data File : C:\HPCHEM\1\DATA\072220\07222028.D  
Acq On : 23 Jul 2020 5:48 am  
Sample : 2006518-023BMSD  
Misc : MSD SW\_8015S-GRO  
IntFile : GRO.E  
Quant Time: Aug 13 8:37 2020 Quant Results File: 051420S.RES

Vial: 53  
Operator: S MCQUINN  
Inst : voa8  
Multiplr: 1.00

Quant Method : C:\HPCHEM\1...\051420S.M (Chemstation Integrator)  
Title : GC-PT c6-10 SOIL  
Last Update : Thu Jun 11 15:37:38 2020  
Response via : Multiple Level Calibration  
DataAcq Meth : 120919S.M

Volume Inj. :  
Signal Phase :  
Signal Info :



Data File : C:\HPCHEM\1\DATA\072220\07222029.D Vial: 30  
Acq On : 23 Jul 2020 6:18 am Operator: S MCQUINN  
Sample : VOA8 CCVE 072220 Inst : voa8  
Misc : CCVE SW\_8015S-GRO Multiplr: 1.00  
IntFile : GRO.E

Method : C:\HPCHEM\1\METHODS\2019\051420S.M (Chemstation Integrator)  
Title : GC-PT c6-10 SOIL  
Last Update : Thu Jun 11 15:37:38 2020  
Response via : Multiple Level Calibration

Min. RRF : 0.000 Min. Rel. Area : 50% Max. R.T. Dev 0.50min  
Max. RRF Dev : 15% Max. Rel. Area : 150%

	Compound	Amount	Calc.	%Dev	Area%	Dev(min)
1 H	GRO C6-C10	2000.000	1939.480	3.0	97	0.00
2 S	1,2-DCB-d4 (Surrogate)	50.000	48.930	2.1	100	0.00

Data File : C:\HPCHEM\1\DATA\072220\07222029.D Vial: 30  
Acq On : 23 Jul 2020 6:18 am Operator: S MCQUINN  
Sample : VOA8 CCVE 072220 Inst : voa8  
Misc : CCVE SW\_8015S-GRO Multiplr: 1.00  
IntFile : GRO.E

Method : C:\HPCHEM\1\METHODS\2019\051420S.M (Chemstation Integrator)  
Title : GC-PT c6-10 SOIL  
Last Update : Thu Jun 11 15:37:38 2020  
Response via : Multiple Level Calibration

Min. RRF : 0.000 Min. Rel. Area : 50% Max. R.T. Dev 0.50min  
Max. RRF Dev : 15% Max. Rel. Area : 150%

Compound	Amount	Calc.	%Dev	Area%	Dev(min)
----------	--------	-------	------	-------	----------

Data File : C:\HPCHEM\1\DATA\072220\07222029.D Vial: 30  
Acq On : 23 Jul 2020 6:18 am Operator: S MCQUINN  
Sample : VOA8 CCVE 072220 Inst : voa8  
Misc : CCVE SW\_8015S-GRO Multiplr: 1.00  
IntFile : GRO.E  
Quant Time: Aug 13 8:32 2020 Quant Results File: 051420S.RES

Quant Method : C:\HPCHEM\1...\051420S.M (Chemstation Integrator)  
Title : GC-PT c6-10 SOIL  
Last Update : Thu Jun 11 15:37:38 2020  
Response via : Initial Calibration  
DataAcq Meth : 120919S.M

Volume Inj. :  
Signal Phase :  
Signal Info :

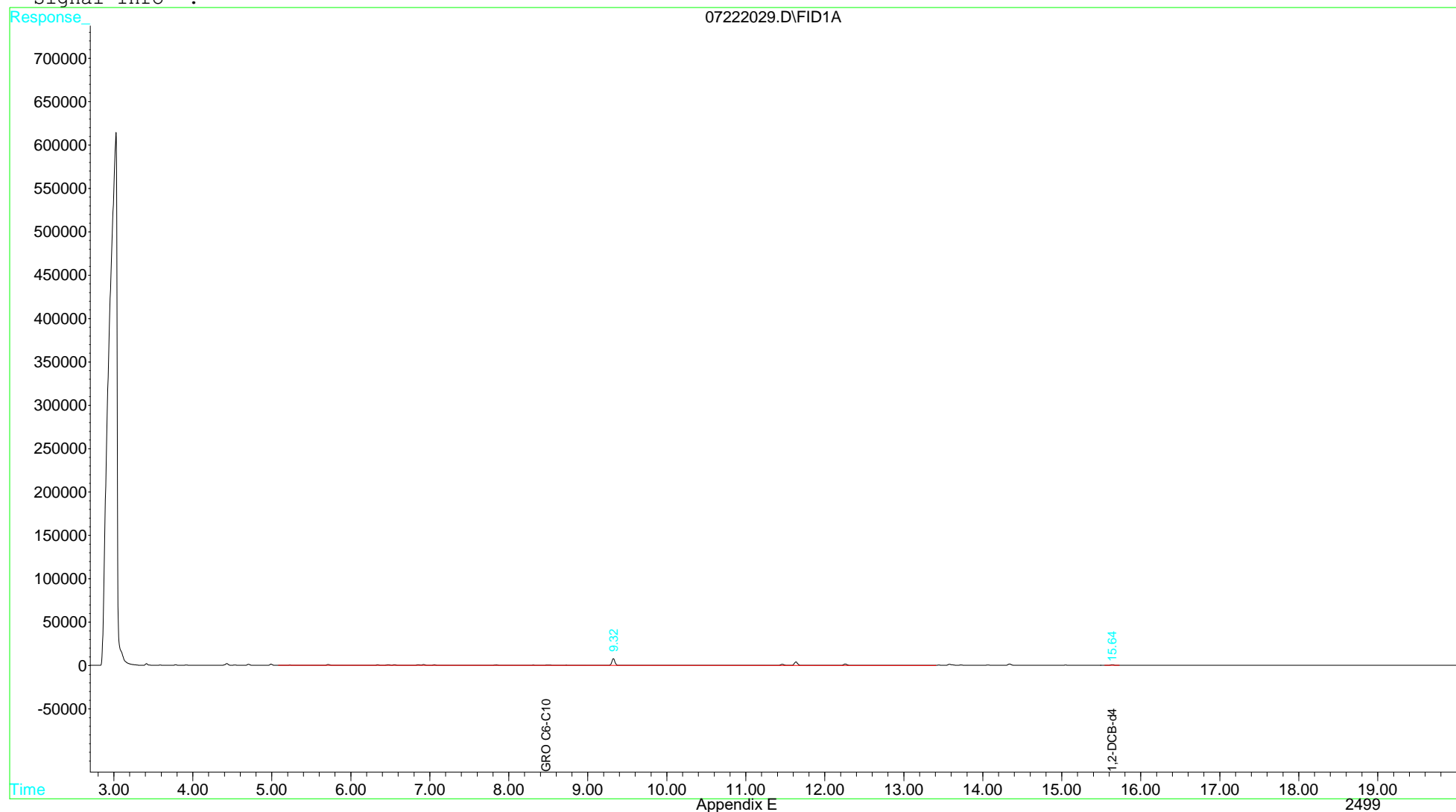
Compound	R.T.	Response	Conc Units
-----			
System Monitoring Compounds			
2) S 1,2-DCB-d4 (Surrogate)	15.64	22984	48.930 ug/KG
Target Compounds			
1) H GRO C6-C10	8.46	748658	1939.480 ug/KG

Data File : C:\HPCHEM\1\DATA\072220\07222029.D  
Acq On : 23 Jul 2020 6:18 am  
Sample : VOA8 CCVE 072220  
Misc : CCVE SW\_8015S-GRO  
IntFile : GRO.E  
Quant Time: Aug 13 8:32 2020 Quant Results File: 051420S.RES

Vial: 30  
Operator: S MCQUINN  
Inst : voa8  
Multiplr: 1.00

Quant Method : C:\HPCHEM\1...\051420S.M (Chemstation Integrator)  
Title : GC-PT c6-10 SOIL  
Last Update : Thu Jun 11 15:37:38 2020  
Response via : Multiple Level Calibration  
DataAcq Meth : 120919S.M

Volume Inj. :  
Signal Phase :  
Signal Info :



## Injection Log

Directory: C:\HPCHEM\1\DATA\072220

Line	Vial	FileName	Multiplier	SampleName	Misc Info	Injected
1	3	07222001.d	1.	cleaning		22 Jul 2020 16:50
2	3	07222002.d	1.	GRO Window 072220		22 Jul 2020 17:20
3	4	07222004.d	1.	cleaning		22 Jul 2020 17:50
4	3	07222005.d	1.	VOA8 CCB 072220	CCB SW_8015S-GRO	22 Jul 2020 18:20
5	31	07222006.d	1.	VOA8 CCV 072220	CCV SW_8015S-GRO	22 Jul 2020 18:50
6	30	07222007.d	1.	VOA8 LCS 072220	LCS SW_8015S-GRO	22 Jul 2020 19:20
7	32	07222008.d	1.	VOA8 RLVS 072220	RLVS SW_8015S-GRO	22 Jul 2020 19:50
8	33	07222009.d	1.	VOA8 MBLK 072220	MBLK SW_8015S-GRO	22 Jul 2020 20:19
9	34	07222010.d	1.	2006518-007B	SAMP SW_8015S-GRO	22 Jul 2020 20:49
10	40	07222011.d	1.	2006518-008B	SAMP SW_8015S-GRO	22 Jul 2020 21:19
11	35	07222012.d	1.	2006518-009B	SAMP SW_8015S-GRO	22 Jul 2020 21:49
12	40	07222013.d	1.	2006518-010B	SAMP SW_8015S-GRO	22 Jul 2020 22:19
13	41	07222014.d	1.	2006518-011B	SAMP SW_8015S-GRO	22 Jul 2020 22:48
14	42	07222015.d	1.	2006518-012B	SAMP SW_8015S-GRO	22 Jul 2020 23:18
15	43	07222016.d	1.	2006518-013B	SAMP SW_8015S-GRO	22 Jul 2020 23:48
16	44	07222017.d	1.	2006518-014B	SAMP SW_8015S-GRO	23 Jul 2020 00:18
17	45	07222018.d	1.	2006518-015B	SAMP SW_8015S-GRO	23 Jul 2020 00:48
18	46	07222019.d	1.	2006518-016B	SAMP SW_8015S-GRO	23 Jul 2020 01:18
19	47	07222020.d	1.	2006518-017B	SAMP SW_8015S-GRO	23 Jul 2020 01:48
20	48	07222021.d	1.	2006518-018B	SAMP SW_8015S-GRO	23 Jul 2020 02:18
21	49	07222022.d	1.	2006518-019B	SAMP SW_8015S-GRO	23 Jul 2020 02:48
22	50	07222023.d	1.	2006518-020B	SAMP SW_8015S-GRO	23 Jul 2020 03:18
23	51	07222024.d	1.	2006518-021B	SAMP SW_8015S-GRO	23 Jul 2020 03:48
24	52	07222025.d	1.	2006518-022B	SAMP SW_8015S-GRO	23 Jul 2020 04:18
25	53	07222026.d	1.	2006518-023B	SAMP SW_8015S-GRO	23 Jul 2020 04:48
26	52	07222027.d	1.	2006518-023BMS	MS SW_8015S-GRO	23 Jul 2020 05:17
27	53	07222028.d	1.	2006518-023BMSD	MSD SW_8015S-GRO	23 Jul 2020 05:48
28	30	07222029.d	1.	VOA8 CCVE 072220	CCVE SW_8015S-GRO	23 Jul 2020 06:18
29	40	07222030.d	1.	RINSE	DO NOT USE	23 Jul 2020 06:47
30	3	07222031.d	1.	VOA8 CCB 072320	CCB SW_8015S-GRO	23 Jul 2020 07:17
31	30	07222032.d	1.	VOA8 CCV 072320	CCV SW_8015S-GRO	23 Jul 2020 07:47
32	30	07222033.d	1.	VOA8 LCS 072320	LCS SW_8015S-GRO	23 Jul 2020 08:17
33	32	07222034.d	1.	VOA8 RLVS 072320	RLVS SW_8015S-GRO	23 Jul 2020 08:47
34	33	07222035.d	1.	VOA8 MBLK 072320	MBLK SW_8015S-GRO	23 Jul 2020 09:17
35	34	07222036.d	1.	2006518-024B	SAMP SW_8015S-GRO	23 Jul 2020 09:47
36	35	07222037.d	1.	2006518-025B	SAMP SW_8015S-GRO	23 Jul 2020 10:17
37	36	07222038.d	1.	2006518-026B	SAMP SW_8015S-GRO	23 Jul 2020 10:47
38	37	07222039.d	1.	2006300-001C	SAMP SW_8015S-GRO	23 Jul 2020 11:17
39	38	07222040.d	1.	2006300-004C	SAMP SW_8015S-GRO	23 Jul 2020 11:46
40	39	07222041.d	1.	2006286-007C	SAMP SW_8015S-GRO	23 Jul 2020 12:17
41	40	07222042.d	1.	2006286-009B	SAMP SW_8015S-GRO	23 Jul 2020 12:46
42	41	07222043.d	1.	2006286-010B	SAMP SW_8015S-GRO	23 Jul 2020 13:17
43	42	07222044.d	1.	2006286-011B	SAMP SW_8015S-GRO	23 Jul 2020 13:47
44	43	07222045.d	1.	2006286-012B	SAMP SW_8015S-GRO	23 Jul 2020 14:17
45	44	07222046.d	1.	2006330-001C	SAMP SW_8015S-GRO	23 Jul 2020 14:47
46	45	07222047.d	1.	2006330-002C	SAMP SW_8015S-GRO	23 Jul 2020 15:17
47	46	07222048.d	1.	2006330-003C	SAMP SW_8015S-GRO	23 Jul 2020 15:47
48	47	07222049.d	1.	2006330-004C	SAMP SW_8015S-GRO	23 Jul 2020 16:17
49	48	07222050.d	1.	2006330-005C	SAMP SW_8015S-GRO	23 Jul 2020 16:47
50	49	07222051.d	1.	2006330-006C	SAMP SW_8015S-GRO	23 Jul 2020 17:17
51	50	07222052.d	1.	2006330-007C	SAMP SW_8015S-GRO	23 Jul 2020 17:47
52	52	07222053.d	1.	2006330-007CMS	MS SW_8015S-GRO	23 Jul 2020 18:16
53	53	07222054.d	1.	2006330-007CMSD	MSD SW_8015S-GRO	23 Jul 2020 18:46
54	30	07222055.d	1.	VOA8 CCVE 072320	CCVE SW_8015S-GRO	23 Jul 2020 19:16
55	41	07222056.d	1.	RINSE	DO NOT USE	23 Jul 2020 19:46



**Injection Log**

Line	Vial	FileName	Multiplier	SampleName	Misc Info	Injected
56	42	07222057.d	1.	RINSE	DO NOT USE	23 Jul 2020 20:16
57	43	07222058.d	1.	RINSE	DO NOT USE	23 Jul 2020 20:46
58	44	07222059.d	1.	RINSE	DO NOT USE	23 Jul 2020 21:16

# MeOH Soils

Date	Analyst	Sampe ID	Tare Wgt (g)	Total Wgt (g)	Sample Wgt (g)	MeOH Added (mL)	% Moisture	Correction Factor	Dilution Factor	Final Dilution Factor
07/22/2020	SKM	2006518-007	37.56	47.58	10.02	0.0	6.6064	0.066064	50.0	53.3
07/22/2020	SKM	2006518-008	37.23	47.49	10.26	0.3	4.7872	0.047872	50.0	52.4
07/22/2020	SKM	2006518-009	37.97	47.68	9.71	-0.3	6.484	0.06484	51.5	54.8
07/22/2020	SKM	2006518-010	37.87	47.72	9.85	-0.1	6.2099	0.062099	50.8	53.9
07/22/2020	SKM	2006518-011	37.71	47.23	9.52	-0.5	6.6955	0.066955	52.5	56.0
07/22/2020	SKM	2006518-012	37.85	47.9	10.05	0.0	8.3574	0.083574	50.0	54.2
07/22/2020	SKM	2006518-013	37.8	47.65	9.85	-0.1	5.7244	0.057244	50.8	53.7
07/22/2020	SKM	2006518-014	37.82	47.45	9.63	-0.4	7.0113	0.070113	51.9	55.6
07/22/2020	SKM	2006518-015	38.07	47.89	9.82	-0.2	11.3437	0.113437	50.9	56.7
07/22/2020	SKM	2006518-016	37.63	47.78	10.15	0.1	12.4912	0.124912	50.0	56.2
07/22/2020	SKM	2006518-017	37.45	47.38	9.93	-0.1	8.2211	0.082211	50.4	54.5
07/22/2020	SKM	2006518-018	37.88	47.14	9.26	-0.7	7.4791	0.074791	54.0	58.0
07/22/2020	SKM	2006518-019	37.69	47.86	10.17	0.2	10.8866	0.108866	50.0	55.4
07/22/2020	SKM	2006518-020	37.71	47.6	9.89	-0.1	11.0629	0.110629	50.6	56.1
07/22/2020	SKM	2006518-021	37.41	47.35	9.94	-0.1	9.7212	0.097212	50.3	55.2
07/22/2020	SKM	2006518-022	37.68	47.69	10.01	0.0	8.6505	0.086505	50.0	54.3
07/22/2020	SKM	2006518-023	37.71	47.81	10.1	0.1	12.7572	0.127572	50.0	56.4

## Injection Log

Directory: C:\HPCHEM\1\DATA\072220

Line	Vial	FileName	Multiplier	SampleName	Misc Info	Injected
1	3	07222001.d	1.	cleaning		22 Jul 2020 16:50
2	3	07222002.d	1.	GRO Window 072220		22 Jul 2020 17:20
3	4	07222004.d	1.	cleaning		22 Jul 2020 17:50
4	3	07222005.d	1.	VOA8 CCB 072220	CCB SW_8015S-GRO	22 Jul 2020 18:20
5	31	07222006.d	1.	VOA8 CCV 072220	CCV SW_8015S-GRO	22 Jul 2020 18:50
6	30	07222007.d	1.	VOA8 LCS 072220	LCS SW_8015S-GRO	22 Jul 2020 19:20
7	32	07222008.d	1.	VOA8 RLVS 072220	RLVS SW_8015S-GRO	22 Jul 2020 19:50
8	33	07222009.d	1.	VOA8 MBLK 072220	MBLK SW_8015S-GRO	22 Jul 2020 20:19
9	34	07222010.d	1.	2006518-007B	SAMP SW_8015S-GRO	22 Jul 2020 20:49
10	40	07222011.d	1.	2006518-008B	SAMP SW_8015S-GRO	22 Jul 2020 21:19
11	35	07222012.d	1.	2006518-009B	SAMP SW_8015S-GRO	22 Jul 2020 21:49
12	40	07222013.d	1.	2006518-010B	SAMP SW_8015S-GRO	22 Jul 2020 22:19
13	41	07222014.d	1.	2006518-011B	SAMP SW_8015S-GRO	22 Jul 2020 22:48
14	42	07222015.d	1.	2006518-012B	SAMP SW_8015S-GRO	22 Jul 2020 23:18
15	43	07222016.d	1.	2006518-013B	SAMP SW_8015S-GRO	22 Jul 2020 23:48
16	44	07222017.d	1.	2006518-014B	SAMP SW_8015S-GRO	23 Jul 2020 00:18
17	45	07222018.d	1.	2006518-015B	SAMP SW_8015S-GRO	23 Jul 2020 00:48
18	46	07222019.d	1.	2006518-016B	SAMP SW_8015S-GRO	23 Jul 2020 01:18
19	47	07222020.d	1.	2006518-017B	SAMP SW_8015S-GRO	23 Jul 2020 01:48
20	48	07222021.d	1.	2006518-018B	SAMP SW_8015S-GRO	23 Jul 2020 02:18
21	49	07222022.d	1.	2006518-019B	SAMP SW_8015S-GRO	23 Jul 2020 02:48
22	50	07222023.d	1.	2006518-020B	SAMP SW_8015S-GRO	23 Jul 2020 03:18
23	51	07222024.d	1.	2006518-021B	SAMP SW_8015S-GRO	23 Jul 2020 03:48
24	52	07222025.d	1.	2006518-022B	SAMP SW_8015S-GRO	23 Jul 2020 04:18
25	53	07222026.d	1.	2006518-023B	SAMP SW_8015S-GRO	23 Jul 2020 04:48
26	52	07222027.d	1.	2006518-023BMS	MS SW_8015S-GRO	23 Jul 2020 05:17
27	53	07222028.d	1.	2006518-023BMSD	MSD SW_8015S-GRO	23 Jul 2020 05:48
28	30	07222029.d	1.	VOA8 CCVE 072220	CCVE SW_8015S-GRO	23 Jul 2020 06:18
29	40	07222030.d	1.	RINSE	DO NOT USE	23 Jul 2020 06:47
30	3	07222031.d	1.	VOA8 CCB 072320	CCB SW_8015S-GRO	23 Jul 2020 07:17
31	30	07222032.d	1.	VOA8 CCV 072320	CCV SW_8015S-GRO	23 Jul 2020 07:47
32	30	07222033.d	1.	VOA8 LCS 072320	LCS SW_8015S-GRO	23 Jul 2020 08:17
33	32	07222034.d	1.	VOA8 RLVS 072320	RLVS SW_8015S-GRO	23 Jul 2020 08:47
34	33	07222035.d	1.	VOA8 MBLK 072320	MBLK SW_8015S-GRO	23 Jul 2020 09:17
35	34	07222036.d	1.	2006518-024B	SAMP SW_8015S-GRO	23 Jul 2020 09:47
36	35	07222037.d	1.	2006518-025B	SAMP SW_8015S-GRO	23 Jul 2020 10:17
37	36	07222038.d	1.	2006518-026B	SAMP SW_8015S-GRO	23 Jul 2020 10:47
38	37	07222039.d	1.	2006300-001C	SAMP SW_8015S-GRO	23 Jul 2020 11:17
39	38	07222040.d	1.	2006300-004C	SAMP SW_8015S-GRO	23 Jul 2020 11:46
40	39	07222041.d	1.	2006286-007C	SAMP SW_8015S-GRO	23 Jul 2020 12:17
41	40	07222042.d	1.	2006286-009B	SAMP SW_8015S-GRO	23 Jul 2020 12:46
42	41	07222043.d	1.	2006286-010B	SAMP SW_8015S-GRO	23 Jul 2020 13:17
43	42	07222044.d	1.	2006286-011B	SAMP SW_8015S-GRO	23 Jul 2020 13:47
44	43	07222045.d	1.	2006286-012B	SAMP SW_8015S-GRO	23 Jul 2020 14:17
45	44	07222046.d	1.	2006330-001C	SAMP SW_8015S-GRO	23 Jul 2020 14:47
46	45	07222047.d	1.	2006330-002C	SAMP SW_8015S-GRO	23 Jul 2020 15:17
47	46	07222048.d	1.	2006330-003C	SAMP SW_8015S-GRO	23 Jul 2020 15:47
48	47	07222049.d	1.	2006330-004C	SAMP SW_8015S-GRO	23 Jul 2020 16:17
49	48	07222050.d	1.	2006330-005C	SAMP SW_8015S-GRO	23 Jul 2020 16:47
50	49	07222051.d	1.	2006330-006C	SAMP SW_8015S-GRO	23 Jul 2020 17:17
51	50	07222052.d	1.	2006330-007C	SAMP SW_8015S-GRO	23 Jul 2020 17:47
52	52	07222053.d	1.	2006330-007CMS	MS SW_8015S-GRO	23 Jul 2020 18:16
53	53	07222054.d	1.	2006330-007CMSD	MSD SW_8015S-GRO	23 Jul 2020 18:46
54	30	07222055.d	1.	VOA8 CCVE 072320	CCVE SW_8015S-GRO	23 Jul 2020 19:16
55	41	07222056.d	1.	RINSE	DO NOT USE	23 Jul 2020 19:46

**Injection Log**

Line	Vial	FileName	Multiplier	SampleName	Misc Info	Injected
56	42	07222057.d	1.	RINSE	DO NOT USE	23 Jul 2020 20:16
57	43	07222058.d	1.	RINSE	DO NOT USE	23 Jul 2020 20:46
58	44	07222059.d	1.	RINSE	DO NOT USE	23 Jul 2020 21:16

# MeOH Soils

Date	Analyst	Sampe ID	Tare Wgt (g)	Total Wgt (g)	Sample Wgt (g)	MeOH Added (mL)	% Moisture	Correction Factor	Dilution Factor	Final Dilution Factor
07/22/2020	SKM	2006518-007	37.56	47.58	10.02	0.0	6.6064	0.066064	50.0	53.3
07/22/2020	SKM	2006518-008	37.23	47.49	10.26	0.3	4.7872	0.047872	50.0	52.4
07/22/2020	SKM	2006518-009	37.97	47.68	9.71	-0.3	6.484	0.06484	51.5	54.8
07/22/2020	SKM	2006518-010	37.87	47.72	9.85	-0.1	6.2099	0.062099	50.8	53.9
07/22/2020	SKM	2006518-011	37.71	47.23	9.52	-0.5	6.6955	0.066955	52.5	56.0
07/22/2020	SKM	2006518-012	37.85	47.9	10.05	0.0	8.3574	0.083574	50.0	54.2
07/22/2020	SKM	2006518-013	37.8	47.65	9.85	-0.1	5.7244	0.057244	50.8	53.7
07/22/2020	SKM	2006518-014	37.82	47.45	9.63	-0.4	7.0113	0.070113	51.9	55.6
07/22/2020	SKM	2006518-015	38.07	47.89	9.82	-0.2	11.3437	0.113437	50.9	56.7
07/22/2020	SKM	2006518-016	37.63	47.78	10.15	0.1	12.4912	0.124912	50.0	56.2
07/22/2020	SKM	2006518-017	37.45	47.38	9.93	-0.1	8.2211	0.082211	50.4	54.5
07/22/2020	SKM	2006518-018	37.88	47.14	9.26	-0.7	7.4791	0.074791	54.0	58.0
07/22/2020	SKM	2006518-019	37.69	47.86	10.17	0.2	10.8866	0.108866	50.0	55.4
07/22/2020	SKM	2006518-020	37.71	47.6	9.89	-0.1	11.0629	0.110629	50.6	56.1
07/22/2020	SKM	2006518-021	37.41	47.35	9.94	-0.1	9.7212	0.097212	50.3	55.2
07/22/2020	SKM	2006518-022	37.68	47.69	10.01	0.0	8.6505	0.086505	50.0	54.3
07/22/2020	SKM	2006518-023	37.71	47.81	10.1	0.1	12.7572	0.127572	50.0	56.4

## Injection Log

Directory: C:\HPCHEM\1\DATA\072220

Line	Vial	FileName	Multiplier	SampleName	Misc Info	Injected
1	3	07222001.d	1.	cleaning		22 Jul 2020 16:50
2	3	07222002.d	1.	GRO Window 072220		22 Jul 2020 17:20
3	4	07222004.d	1.	cleaning		22 Jul 2020 17:50
4	3	07222005.d	1.	VOA8 CCB 072220	CCB SW_8015S-GRO	22 Jul 2020 18:20
5	31	07222006.d	1.	VOA8 CCV 072220	CCV SW_8015S-GRO	22 Jul 2020 18:50
6	30	07222007.d	1.	VOA8 LCS 072220	LCS SW_8015S-GRO	22 Jul 2020 19:20
7	32	07222008.d	1.	VOA8 RLVS 072220	RLVS SW_8015S-GRO	22 Jul 2020 19:50
8	33	07222009.d	1.	VOA8 MBLK 072220	MBLK SW_8015S-GRO	22 Jul 2020 20:19
9	34	07222010.d	1.	2006518-007B	SAMP SW_8015S-GRO	22 Jul 2020 20:49
10	40	07222011.d	1.	2006518-008B	SAMP SW_8015S-GRO	22 Jul 2020 21:19
11	35	07222012.d	1.	2006518-009B	SAMP SW_8015S-GRO	22 Jul 2020 21:49
12	40	07222013.d	1.	2006518-010B	SAMP SW_8015S-GRO	22 Jul 2020 22:19
13	41	07222014.d	1.	2006518-011B	SAMP SW_8015S-GRO	22 Jul 2020 22:48
14	42	07222015.d	1.	2006518-012B	SAMP SW_8015S-GRO	22 Jul 2020 23:18
15	43	07222016.d	1.	2006518-013B	SAMP SW_8015S-GRO	22 Jul 2020 23:48
16	44	07222017.d	1.	2006518-014B	SAMP SW_8015S-GRO	23 Jul 2020 00:18
17	45	07222018.d	1.	2006518-015B	SAMP SW_8015S-GRO	23 Jul 2020 00:48
18	46	07222019.d	1.	2006518-016B	SAMP SW_8015S-GRO	23 Jul 2020 01:18
19	47	07222020.d	1.	2006518-017B	SAMP SW_8015S-GRO	23 Jul 2020 01:48
20	48	07222021.d	1.	2006518-018B	SAMP SW_8015S-GRO	23 Jul 2020 02:18
21	49	07222022.d	1.	2006518-019B	SAMP SW_8015S-GRO	23 Jul 2020 02:48
22	50	07222023.d	1.	2006518-020B	SAMP SW_8015S-GRO	23 Jul 2020 03:18
23	51	07222024.d	1.	2006518-021B	SAMP SW_8015S-GRO	23 Jul 2020 03:48
24	52	07222025.d	1.	2006518-022B	SAMP SW_8015S-GRO	23 Jul 2020 04:18
25	53	07222026.d	1.	2006518-023B	SAMP SW_8015S-GRO	23 Jul 2020 04:48
26	52	07222027.d	1.	2006518-023BMS	MS SW_8015S-GRO	23 Jul 2020 05:17
27	53	07222028.d	1.	2006518-023BMSD	MSD SW_8015S-GRO	23 Jul 2020 05:48
28	30	07222029.d	1.	VOA8 CCVE 072220	CCVE SW_8015S-GRO	23 Jul 2020 06:18
29	40	07222030.d	1.	RINSE	DO NOT USE	23 Jul 2020 06:47
30	3	07222031.d	1.	VOA8 CCB 072320	CCB SW_8015S-GRO	23 Jul 2020 07:17
31	30	07222032.d	1.	VOA8 CCV 072320	CCV SW_8015S-GRO	23 Jul 2020 07:47
32	30	07222033.d	1.	VOA8 LCS 072320	LCS SW_8015S-GRO	23 Jul 2020 08:17
33	32	07222034.d	1.	VOA8 RLVS 072320	RLVS SW_8015S-GRO	23 Jul 2020 08:47
34	33	07222035.d	1.	VOA8 MBLK 072320	MBLK SW_8015S-GRO	23 Jul 2020 09:17
35	34	07222036.d	1.	2006518-024B	SAMP SW_8015S-GRO	23 Jul 2020 09:47
36	35	07222037.d	1.	2006518-025B	SAMP SW_8015S-GRO	23 Jul 2020 10:17
37	36	07222038.d	1.	2006518-026B	SAMP SW_8015S-GRO	23 Jul 2020 10:47
38	37	07222039.d	1.	2006300-001C	SAMP SW_8015S-GRO	23 Jul 2020 11:17
39	38	07222040.d	1.	2006300-004C	SAMP SW_8015S-GRO	23 Jul 2020 11:46
40	39	07222041.d	1.	2006286-007C	SAMP SW_8015S-GRO	23 Jul 2020 12:17
41	40	07222042.d	1.	2006286-009B	SAMP SW_8015S-GRO	23 Jul 2020 12:46
42	41	07222043.d	1.	2006286-010B	SAMP SW_8015S-GRO	23 Jul 2020 13:17
43	42	07222044.d	1.	2006286-011B	SAMP SW_8015S-GRO	23 Jul 2020 13:47
44	43	07222045.d	1.	2006286-012B	SAMP SW_8015S-GRO	23 Jul 2020 14:17
45	44	07222046.d	1.	2006330-001C	SAMP SW_8015S-GRO	23 Jul 2020 14:47
46	45	07222047.d	1.	2006330-002C	SAMP SW_8015S-GRO	23 Jul 2020 15:17
47	46	07222048.d	1.	2006330-003C	SAMP SW_8015S-GRO	23 Jul 2020 15:47
48	47	07222049.d	1.	2006330-004C	SAMP SW_8015S-GRO	23 Jul 2020 16:17
49	48	07222050.d	1.	2006330-005C	SAMP SW_8015S-GRO	23 Jul 2020 16:47
50	49	07222051.d	1.	2006330-006C	SAMP SW_8015S-GRO	23 Jul 2020 17:17
51	50	07222052.d	1.	2006330-007C	SAMP SW_8015S-GRO	23 Jul 2020 17:47
52	52	07222053.d	1.	2006330-007CMS	MS SW_8015S-GRO	23 Jul 2020 18:16
53	53	07222054.d	1.	2006330-007CMSD	MSD SW_8015S-GRO	23 Jul 2020 18:46
54	30	07222055.d	1.	VOA8 CCVE 072320	CCVE SW_8015S-GRO	23 Jul 2020 19:16
55	41	07222056.d	1.	RINSE	DO NOT USE	23 Jul 2020 19:46

**Injection Log**

Line	Vial	FileName	Multiplier	SampleName	Misc Info	Injected
56	42	07222057.d	1.	RINSE	DO NOT USE	23 Jul 2020 20:16
57	43	07222058.d	1.	RINSE	DO NOT USE	23 Jul 2020 20:46
58	44	07222059.d	1.	RINSE	DO NOT USE	23 Jul 2020 21:16

## MeOH Soils

Date	Analyst	Sampe ID	Tare Wgt (g)	Total Wgt (g)	Sample Wgt (g)	MeOH Added (mL)	% Moisture	Correction Factor	Dilution Factor	Final Dilution Factor
07/22/2020	SKM	2006518-024	37.79	47.61	9.82	-0.2	11.0482	0.110482	50.9	56.5
07/22/2020	SKM	2006518-025	37.2	47.18	9.98	0.0	8.7482	0.087482	50.1	54.5
07/22/2020	SKM	2006518-026	37.72	47.56	9.84	-0.2	5.3957	0.053957	50.8	53.6



# In House MeOH Soils

Date	Analyst	Sampe ID	Sample Wgt (g)	MeOH Added (mL)	% Moisture	Correction Factor	Dilution Factor	Final Dilution Factor
07/22/2020	SKM	2006300-004	10	10	23.0769	0.230769	50.0	61.5
07/22/2020	SKM	2006300-001	10.09	10	19.7761	0.197761	49.6	59.4
07/22/2020	SKM	2006286-012	10.07	10		0	49.7	49.7 no pmoist
07/22/2020	SKM	2006286-007	10	10	28.4015	0.284015	50.0	64.2
07/22/2020	SKM	2006286-011	10.07	10		0	49.7	49.7
07/22/2020	SKM	2006286-009	10.08	10		0	49.6	49.6 no pmoist
07/22/2020	SKM	2006286-010	10.08	10		0	49.6	49.6 no pmoist
07/22/2020	SKM	2006330-001	10.03	10	31.7089	0.317089	49.9	65.7
07/22/2020	SKM	2006330-002	10.08	10	26.6628	0.266628	49.6	62.9
07/22/2020	SKM	2006330-003	10.01	10	32.3549	0.323549	50.0	66.1
07/22/2020	SKM	2006330-004	10.03	10	27.2611	0.272611	49.9	63.5
07/22/2020	SKM	2006330-005	10	10	41.57	0.4157	50.0	70.8
07/22/2020	SKM	2006330-006	10	10	53.6707	0.536707	50.0	76.8
07/22/2020	SKM	2006330-007	10.05	10	61.6655	0.616655	49.8	80.6

## Injection Log

Directory: C:\HPCHEM\1\DATA\072220

Line	Vial	FileName	Multiplier	SampleName	Misc Info	Injected
1	3	07222001.d	1.	cleaning		22 Jul 2020 16:50
2	3	07222002.d	1.	GRO Window 072220		22 Jul 2020 17:20
3	4	07222004.d	1.	cleaning		22 Jul 2020 17:50
4	3	07222005.d	1.	VOA8 CCB 072220	CCB SW_8015S-GRO	22 Jul 2020 18:20
5	31	07222006.d	1.	VOA8 CCV 072220	CCV SW_8015S-GRO	22 Jul 2020 18:50
6	30	07222007.d	1.	VOA8 LCS 072220	LCS SW_8015S-GRO	22 Jul 2020 19:20
7	32	07222008.d	1.	VOA8 RLVS 072220	RLVS SW_8015S-GRO	22 Jul 2020 19:50
8	33	07222009.d	1.	VOA8 MBLK 072220	MBLK SW_8015S-GRO	22 Jul 2020 20:19
9	34	07222010.d	1.	2006518-007B	SAMP SW_8015S-GRO	22 Jul 2020 20:49
10	40	07222011.d	1.	2006518-008B	SAMP SW_8015S-GRO	22 Jul 2020 21:19
11	35	07222012.d	1.	2006518-009B	SAMP SW_8015S-GRO	22 Jul 2020 21:49
12	40	07222013.d	1.	2006518-010B	SAMP SW_8015S-GRO	22 Jul 2020 22:19
13	41	07222014.d	1.	2006518-011B	SAMP SW_8015S-GRO	22 Jul 2020 22:48
14	42	07222015.d	1.	2006518-012B	SAMP SW_8015S-GRO	22 Jul 2020 23:18
15	43	07222016.d	1.	2006518-013B	SAMP SW_8015S-GRO	22 Jul 2020 23:48
16	44	07222017.d	1.	2006518-014B	SAMP SW_8015S-GRO	23 Jul 2020 00:18
17	45	07222018.d	1.	2006518-015B	SAMP SW_8015S-GRO	23 Jul 2020 00:48
18	46	07222019.d	1.	2006518-016B	SAMP SW_8015S-GRO	23 Jul 2020 01:18
19	47	07222020.d	1.	2006518-017B	SAMP SW_8015S-GRO	23 Jul 2020 01:48
20	48	07222021.d	1.	2006518-018B	SAMP SW_8015S-GRO	23 Jul 2020 02:18
21	49	07222022.d	1.	2006518-019B	SAMP SW_8015S-GRO	23 Jul 2020 02:48
22	50	07222023.d	1.	2006518-020B	SAMP SW_8015S-GRO	23 Jul 2020 03:18
23	51	07222024.d	1.	2006518-021B	SAMP SW_8015S-GRO	23 Jul 2020 03:48
24	52	07222025.d	1.	2006518-022B	SAMP SW_8015S-GRO	23 Jul 2020 04:18
25	53	07222026.d	1.	2006518-023B	SAMP SW_8015S-GRO	23 Jul 2020 04:48
26	52	07222027.d	1.	2006518-023BMS	MS SW_8015S-GRO	23 Jul 2020 05:17
27	53	07222028.d	1.	2006518-023BMSD	MSD SW_8015S-GRO	23 Jul 2020 05:48
28	30	07222029.d	1.	VOA8 CCVE 072220	CCVE SW_8015S-GRO	23 Jul 2020 06:18
29	40	07222030.d	1.	RINSE	DO NOT USE	23 Jul 2020 06:47
30	3	07222031.d	1.	VOA8 CCB 072320	CCB SW_8015S-GRO	23 Jul 2020 07:17
31	30	07222032.d	1.	VOA8 CCV 072320	CCV SW_8015S-GRO	23 Jul 2020 07:47
32	30	07222033.d	1.	VOA8 LCS 072320	LCS SW_8015S-GRO	23 Jul 2020 08:17
33	32	07222034.d	1.	VOA8 RLVS 072320	RLVS SW_8015S-GRO	23 Jul 2020 08:47
34	33	07222035.d	1.	VOA8 MBLK 072320	MBLK SW_8015S-GRO	23 Jul 2020 09:17
35	34	07222036.d	1.	2006518-024B	SAMP SW_8015S-GRO	23 Jul 2020 09:47
36	35	07222037.d	1.	2006518-025B	SAMP SW_8015S-GRO	23 Jul 2020 10:17
37	36	07222038.d	1.	2006518-026B	SAMP SW_8015S-GRO	23 Jul 2020 10:47
38	37	07222039.d	1.	2006300-001C	SAMP SW_8015S-GRO	23 Jul 2020 11:17
39	38	07222040.d	1.	2006300-004C	SAMP SW_8015S-GRO	23 Jul 2020 11:46
40	39	07222041.d	1.	2006286-007C	SAMP SW_8015S-GRO	23 Jul 2020 12:17
41	40	07222042.d	1.	2006286-009B	SAMP SW_8015S-GRO	23 Jul 2020 12:46
42	41	07222043.d	1.	2006286-010B	SAMP SW_8015S-GRO	23 Jul 2020 13:17
43	42	07222044.d	1.	2006286-011B	SAMP SW_8015S-GRO	23 Jul 2020 13:47
44	43	07222045.d	1.	2006286-012B	SAMP SW_8015S-GRO	23 Jul 2020 14:17
45	44	07222046.d	1.	2006330-001C	SAMP SW_8015S-GRO	23 Jul 2020 14:47
46	45	07222047.d	1.	2006330-002C	SAMP SW_8015S-GRO	23 Jul 2020 15:17
47	46	07222048.d	1.	2006330-003C	SAMP SW_8015S-GRO	23 Jul 2020 15:47
48	47	07222049.d	1.	2006330-004C	SAMP SW_8015S-GRO	23 Jul 2020 16:17
49	48	07222050.d	1.	2006330-005C	SAMP SW_8015S-GRO	23 Jul 2020 16:47
50	49	07222051.d	1.	2006330-006C	SAMP SW_8015S-GRO	23 Jul 2020 17:17
51	50	07222052.d	1.	2006330-007C	SAMP SW_8015S-GRO	23 Jul 2020 17:47
52	52	07222053.d	1.	2006330-007CMS	MS SW_8015S-GRO	23 Jul 2020 18:16
53	53	07222054.d	1.	2006330-007CMSD	MSD SW_8015S-GRO	23 Jul 2020 18:46
54	30	07222055.d	1.	VOA8 CCVE 072320	CCVE SW_8015S-GRO	23 Jul 2020 19:16
55	41	07222056.d	1.	RINSE	DO NOT USE	23 Jul 2020 19:46

## Injection Log

Line	Vial	FileName	Multiplier	SampleName	Misc Info	Injected
56	42	07222057.d	1.	RINSE	DO NOT USE	23 Jul 2020 20:16
57	43	07222058.d	1.	RINSE	DO NOT USE	23 Jul 2020 20:46
58	44	07222059.d	1.	RINSE	DO NOT USE	23 Jul 2020 21:16

# MeOH Soils

Date	Analyst	Sampe ID	Tare Wgt (g)	Total Wgt (g)	Sample Wgt (g)	MeOH Added (mL)	% Moisture	Correction Factor	Dilution Factor	Final Dilution Factor
07/22/2020	SKM	2006518-024	37.79	47.61	9.82	-0.2	11.0482	0.110482	50.9	56.5
07/22/2020	SKM	2006518-025	37.2	47.18	9.98	0.0	8.7482	0.087482	50.1	54.5
07/22/2020	SKM	2006518-026	37.72	47.56	9.84	-0.2	5.3957	0.053957	50.8	53.6

Data File : C:\HPCHEM\1\DATA\072220\07222031.D Vial: 3  
Acq On : 23 Jul 2020 7:17 am Operator: S MCQUINN  
Sample : VOA8 CCB 072320 Inst : voa8  
Misc : CCB SW\_8015S-GRO Multiplr: 1.00  
IntFile : GRO.E  
Quant Time: Aug 12 15:00 2020 Quant Results File: 051420S.RES

Quant Method : C:\HPCHEM\1...\051420S.M (Chemstation Integrator)  
Title : GC-PT c6-10 SOIL  
Last Update : Thu Jun 11 15:37:38 2020  
Response via : Initial Calibration  
DataAcq Meth : 120919S.M

Volume Inj. :  
Signal Phase :  
Signal Info :

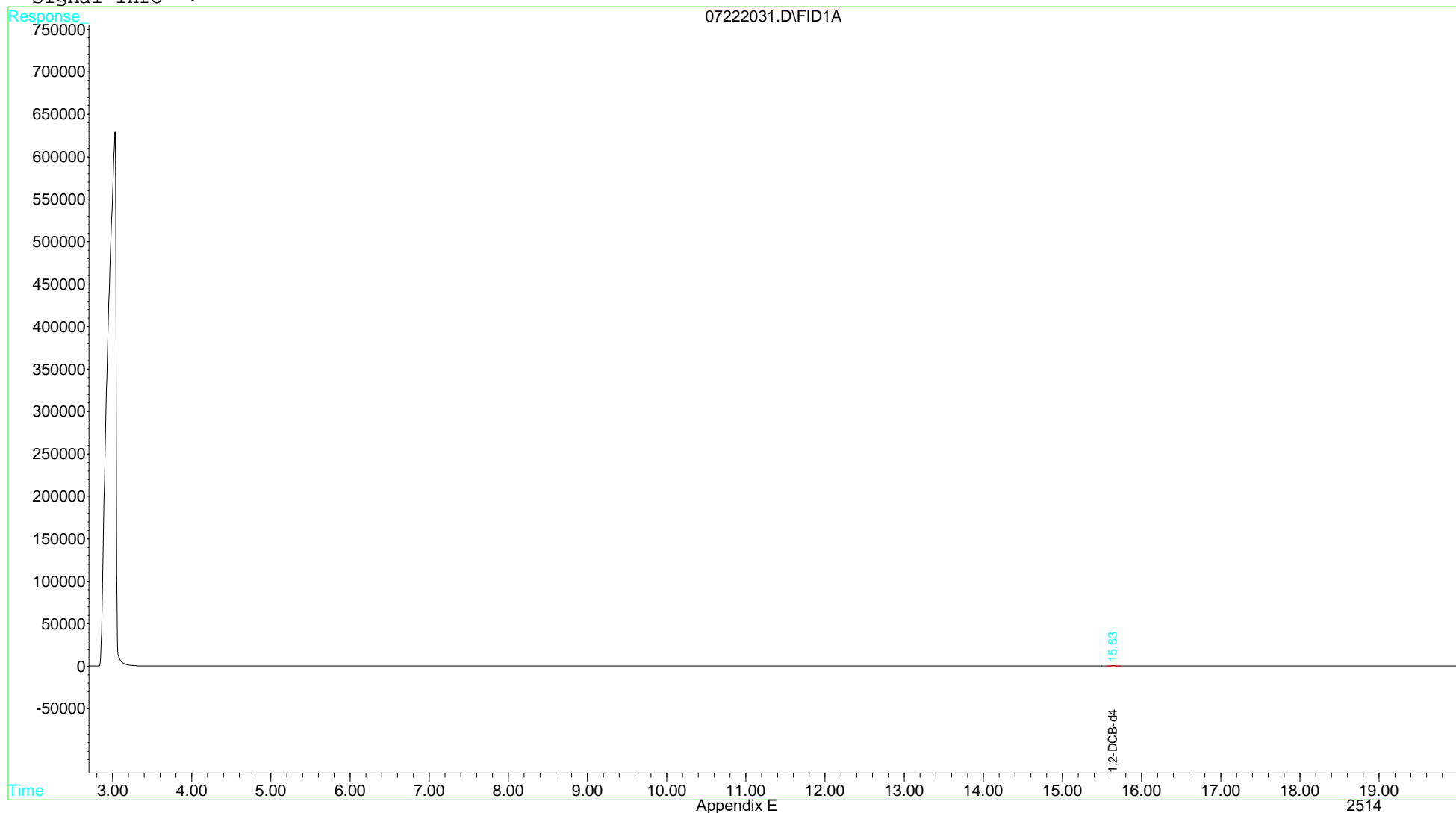
Compound	R.T.	Response	Conc Units
-----			
System Monitoring Compounds			
2) S 1,2-DCB-d4 (Surrogate)	15.64	21726	46.252 ug/KG
Target Compounds			
1) H GRO C6-C10	8.46	1017	<MDL ug/KG

Data File : C:\HPCHEM\1\DATA\072220\07222031.D  
Acq On : 23 Jul 2020 7:17 am  
Sample : VOA8 CCB 072320  
Misc : CCB SW\_8015S-GRO  
IntFile : GRO.E  
Quant Time: Aug 12 15:00 2020 Quant Results File: 051420S.RES

Vial: 3  
Operator: S MCQUINN  
Inst : voa8  
Multiplr: 1.00

Quant Method : C:\HPCHEM\1...\051420S.M (Chemstation Integrator)  
Title : GC-PT c6-10 SOIL  
Last Update : Thu Jun 11 15:37:38 2020  
Response via : Multiple Level Calibration  
DataAcq Meth : 120919S.M

Volume Inj. :  
Signal Phase :  
Signal Info :



Data File : C:\HPCHEM\1\DATA\072220\07222032.D Vial: 30  
Acq On : 23 Jul 2020 7:47 am Operator: S MCQUINN  
Sample : VOA8 CCV 072320 Inst : voa8  
Misc : CCV SW\_8015S-GRO Multiplr: 1.00  
IntFile : GRO.E

Method : C:\HPCHEM\1\METHODS\2019\051420S.M (Chemstation Integrator)  
Title : GC-PT c6-10 SOIL  
Last Update : Thu Jun 11 15:37:38 2020  
Response via : Multiple Level Calibration

Min. RRF : 0.000 Min. Rel. Area : 50% Max. R.T. Dev 0.50min  
Max. RRF Dev : 15% Max. Rel. Area : 150%

	Compound	Amount	Calc.	%Dev	Area%	Dev(min)
1 H	GRO C6-C10	2000.000	2236.168	-11.8	112	0.00
2 S	1,2-DCB-d4 (Surrogate)	50.000	45.500	9.0	93	0.00

Data File : C:\HPCHEM\1\DATA\072220\07222032.D Vial: 30  
Acq On : 23 Jul 2020 7:47 am Operator: S MCQUINN  
Sample : VOA8 CCV 072320 Inst : voa8  
Misc : CCV SW\_8015S-GRO Multiplr: 1.00  
IntFile : GRO.E

Method : C:\HPCHEM\1\METHODS\2019\051420S.M (Chemstation Integrator)  
Title : GC-PT c6-10 SOIL  
Last Update : Thu Jun 11 15:37:38 2020  
Response via : Multiple Level Calibration

Min. RRF : 0.000 Min. Rel. Area : 50% Max. R.T. Dev 0.50min  
Max. RRF Dev : 15% Max. Rel. Area : 150%

Compound	Amount	Calc.	%Dev	Area%	Dev(min)
----------	--------	-------	------	-------	----------



Data File : C:\HPCHEM\1\DATA\072220\07222032.D Vial: 30  
Acq On : 23 Jul 2020 7:47 am Operator: S MCQUINN  
Sample : VOA8 CCV 072320 Inst : voa8  
Misc : CCV SW\_8015S-GRO Multiplr: 1.00  
IntFile : GRO.E  
Quant Time: Aug 12 15:00 2020 Quant Results File: 051420S.RES

Quant Method : C:\HPCHEM\1...\051420S.M (Chemstation Integrator)  
Title : GC-PT c6-10 SOIL  
Last Update : Thu Jun 11 15:37:38 2020  
Response via : Initial Calibration  
DataAcq Meth : 120919S.M

Volume Inj. :  
Signal Phase :  
Signal Info :

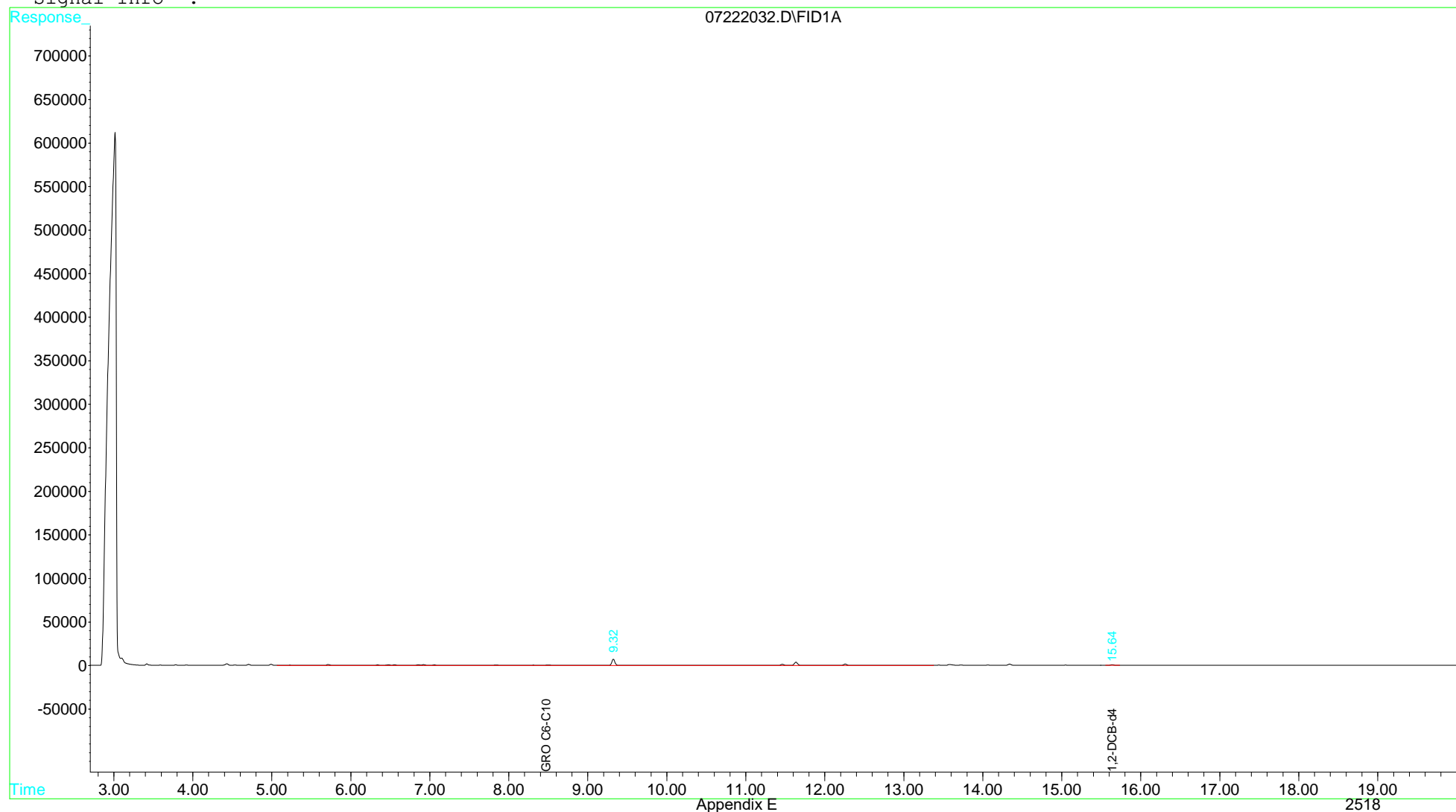
Compound	R.T.	Response	Conc Units
-----			
System Monitoring Compounds			
2) S 1,2-DCB-d4 (Surrogate)	15.64	21373	45.500 ug/KG
Target Compounds			
1) H GRO C6-C10	8.46	863182	2236.168 ug/KG

Data File : C:\HPCHEM\1\DATA\072220\07222032.D  
Acq On : 23 Jul 2020 7:47 am  
Sample : VOA8 CCV 072320  
Misc : CCV SW\_8015S-GRO  
IntFile : GRO.E  
Quant Time: Aug 12 15:00 2020 Quant Results File: 051420S.RES

Vial: 30  
Operator: S MCQUINN  
Inst : voa8  
Multiplr: 1.00

Quant Method : C:\HPCHEM\1...\051420S.M (Chemstation Integrator)  
Title : GC-PT c6-10 SOIL  
Last Update : Thu Jun 11 15:37:38 2020  
Response via : Multiple Level Calibration  
DataAcq Meth : 120919S.M

Volume Inj. :  
Signal Phase :  
Signal Info :



Data File : C:\HPCHEM\1\DATA\072220\07222033.D Vial: 30  
Acq On : 23 Jul 2020 8:17 am Operator: S MCQUINN  
Sample : VOA8 LCS 072320 Inst : voa8  
Misc : LCS SW\_8015S-GRO Multiplr: 1.00  
IntFile : GRO.E  
Quant Time: Aug 12 15:01 2020 Quant Results File: 051420S.RES

Quant Method : C:\HPCHEM\1...\051420S.M (Chemstation Integrator)  
Title : GC-PT c6-10 SOIL  
Last Update : Thu Jun 11 15:37:38 2020  
Response via : Initial Calibration  
DataAcq Meth : 120919S.M

Volume Inj. :  
Signal Phase :  
Signal Info :

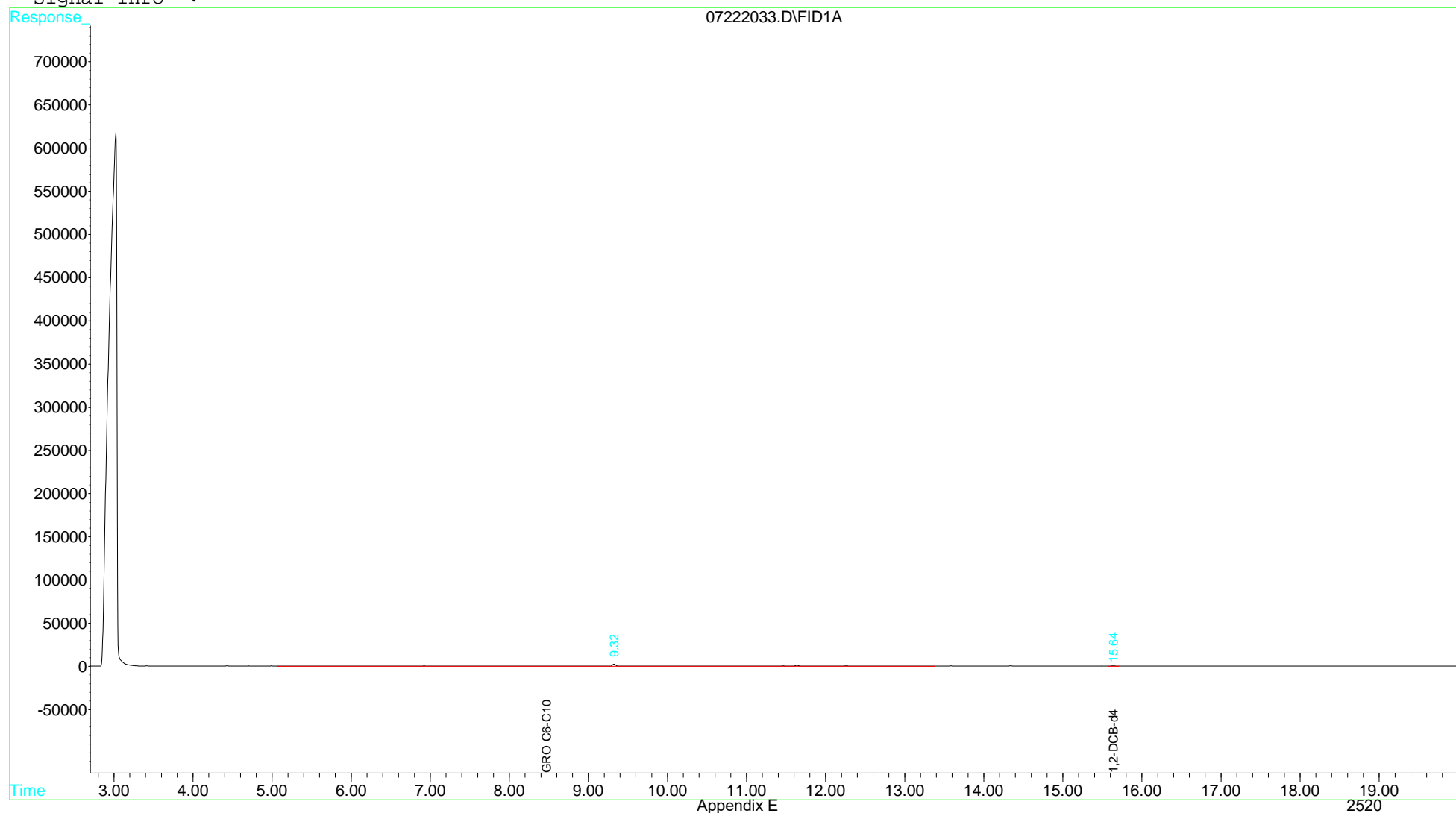
Compound	R.T.	Response	Conc Units
-----			
System Monitoring Compounds			
2) S 1,2-DCB-d4 (Surrogate)	15.64	19537	41.591 ug/KGm
Target Compounds			
1) H GRO C6-C10	8.46	392752	1017.468 ug/KG

Data File : C:\HPCHEM\1\DATA\072220\07222033.D  
Acq On : 23 Jul 2020 8:17 am  
Sample : VOA8 LCS 072320  
Misc : LCS SW\_8015S-GRO  
IntFile : GRO.E  
Quant Time: Aug 12 15:01 2020 Quant Results File: 051420S.RES

Vial: 30  
Operator: S MCQUINN  
Inst : voa8  
Multiplr: 1.00

Quant Method : C:\HPCHEM\1...\051420S.M (Chemstation Integrator)  
Title : GC-PT c6-10 SOIL  
Last Update : Thu Jun 11 15:37:38 2020  
Response via : Multiple Level Calibration  
DataAcq Meth : 120919S.M

Volume Inj. :  
Signal Phase :  
Signal Info :



Data File : C:\HPCHEM\1\DATA\072220\07222034.D Vial: 32  
Acq On : 23 Jul 2020 8:47 am Operator: S MCQUINN  
Sample : VOA8 RLVS 072320 Inst : voa8  
Misc : RLVS SW\_8015S-GRO Multiplr: 1.00  
IntFile : GRO.E  
Quant Time: Aug 12 15:02 2020 Quant Results File: 051420S.RES

Quant Method : C:\HPCHEM\1...\051420S.M (Chemstation Integrator)  
Title : GC-PT c6-10 SOIL  
Last Update : Thu Jun 11 15:37:38 2020  
Response via : Initial Calibration  
DataAcq Meth : 120919S.M

Volume Inj. :  
Signal Phase :  
Signal Info :

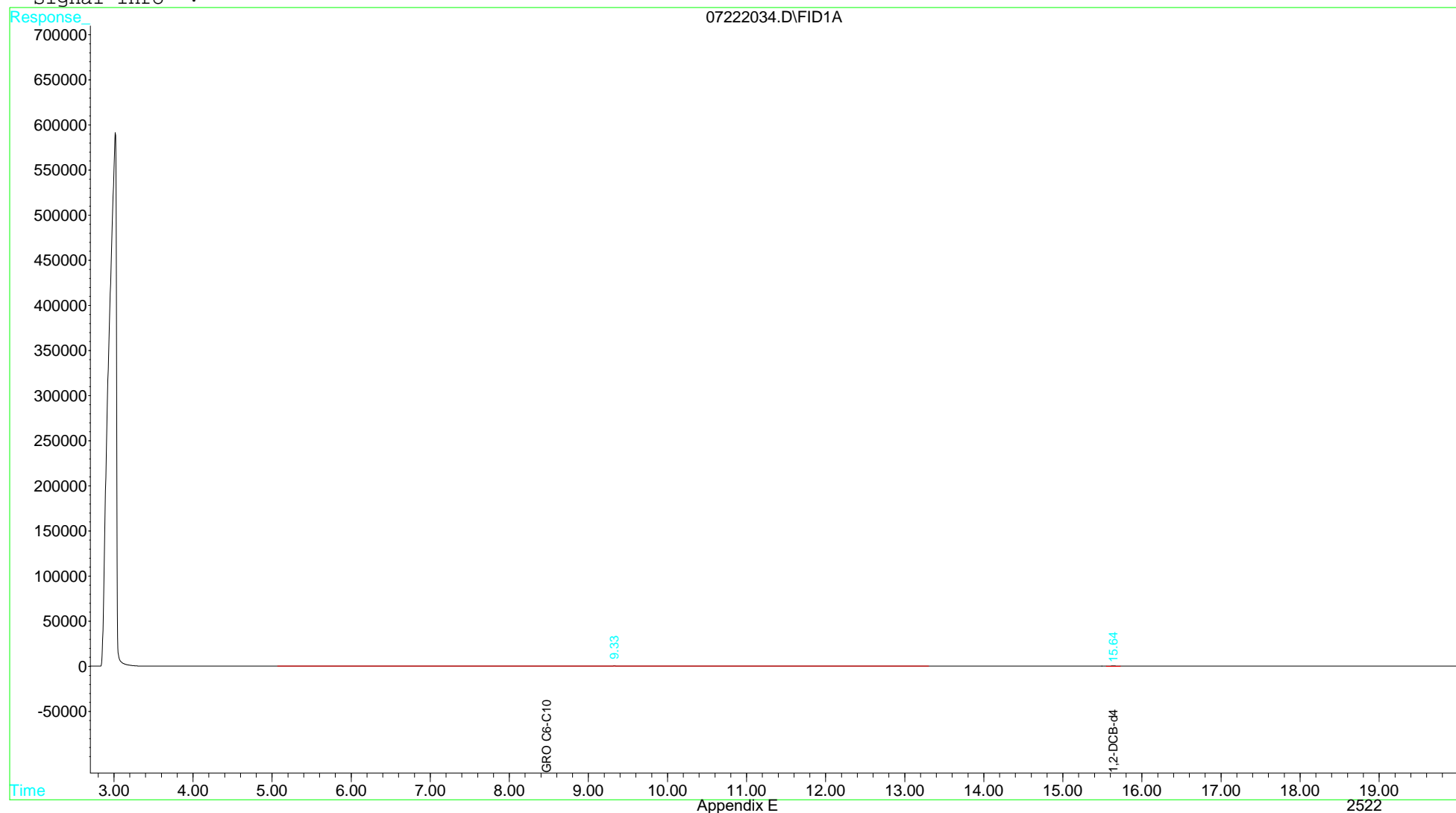
Compound	R.T.	Response	Conc Units
-----			
System Monitoring Compounds			
2) S 1,2-DCB-d4 (Surrogate)	15.64	20567	43.783 ug/KGm
Target Compounds			
1) H GRO C6-C10	8.46	44547	115.404 ug/KG

Data File : C:\HPCHEM\1\DATA\072220\07222034.D  
Acq On : 23 Jul 2020 8:47 am  
Sample : VOA8 RLVS 072320  
Misc : RLVS SW\_8015S-GRO  
IntFile : GRO.E  
Quant Time: Aug 12 15:02 2020 Quant Results File: 051420S.RES

Vial: 32  
Operator: S MCQUINN  
Inst : voa8  
Multiplr: 1.00

Quant Method : C:\HPCHEM\1...\051420S.M (Chemstation Integrator)  
Title : GC-PT c6-10 SOIL  
Last Update : Thu Jun 11 15:37:38 2020  
Response via : Multiple Level Calibration  
DataAcq Meth : 120919S.M

Volume Inj. :  
Signal Phase :  
Signal Info :



Data File : C:\HPCHEM\1\DATA\072220\07222035.D Vial: 33  
Acq On : 23 Jul 2020 9:17 am Operator: S MCQUINN  
Sample : VOA8 MBLK 072320 Inst : voa8  
Misc : MBLK SW\_8015S-GRO Multiplr: 1.00  
IntFile : GRO.E  
Quant Time: Aug 12 15:03 2020 Quant Results File: 051420S.RES

Quant Method : C:\HPCHEM\1...\051420S.M (Chemstation Integrator)  
Title : GC-PT c6-10 SOIL  
Last Update : Thu Jun 11 15:37:38 2020  
Response via : Initial Calibration  
DataAcq Meth : 120919S.M

Volume Inj. :  
Signal Phase :  
Signal Info :

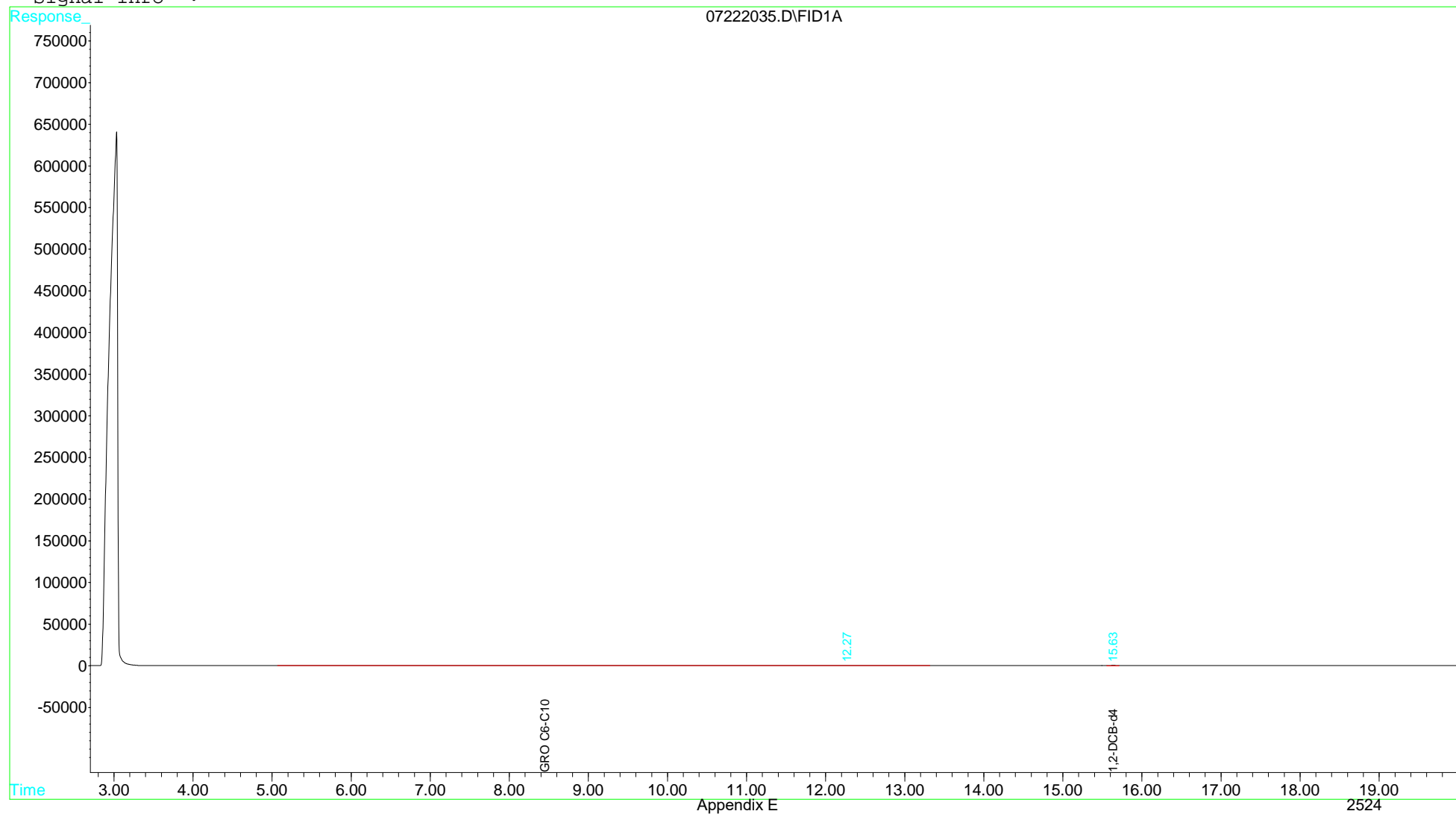
Compound	R.T.	Response	Conc Units
-----			
System Monitoring Compounds			
2) S 1,2-DCB-d4 (Surrogate)	15.63	20456	43.547 ug/KGm
Target Compounds			
1) H GRO C6-C10	8.46	1260	3.263 ug/KG

Data File : C:\HPCHEM\1\DATA\072220\07222035.D  
Acq On : 23 Jul 2020 9:17 am  
Sample : VOA8 MBLK 072320  
Misc : MBLK SW\_8015S-GRO  
IntFile : GRO.E  
Quant Time: Aug 12 15:03 2020 Quant Results File: 051420S.RES

Vial: 33  
Operator: S MCQUINN  
Inst : voa8  
Multiplr: 1.00

Quant Method : C:\HPCHEM\1...\051420S.M (Chemstation Integrator)  
Title : GC-PT c6-10 SOIL  
Last Update : Thu Jun 11 15:37:38 2020  
Response via : Multiple Level Calibration  
DataAcq Meth : 120919S.M

Volume Inj. :  
Signal Phase :  
Signal Info :





Data File : C:\HPCHEM\1\DATA\072220\07222036.D Vial: 34  
Acq On : 23 Jul 2020 9:47 am Operator: S MCQUINN  
Sample : 2006518-024B Inst : voa8  
Misc : SAMP SW\_8015S-GRO Multiplr: 1.00  
IntFile : GRO.E  
Quant Time: Aug 12 15:03 2020 Quant Results File: 051420S.RES

Quant Method : C:\HPCHEM\1...\051420S.M (Chemstation Integrator)  
Title : GC-PT c6-10 SOIL  
Last Update : Thu Jun 11 15:37:38 2020  
Response via : Initial Calibration  
DataAcq Meth : 120919S.M

Volume Inj. :  
Signal Phase :  
Signal Info :

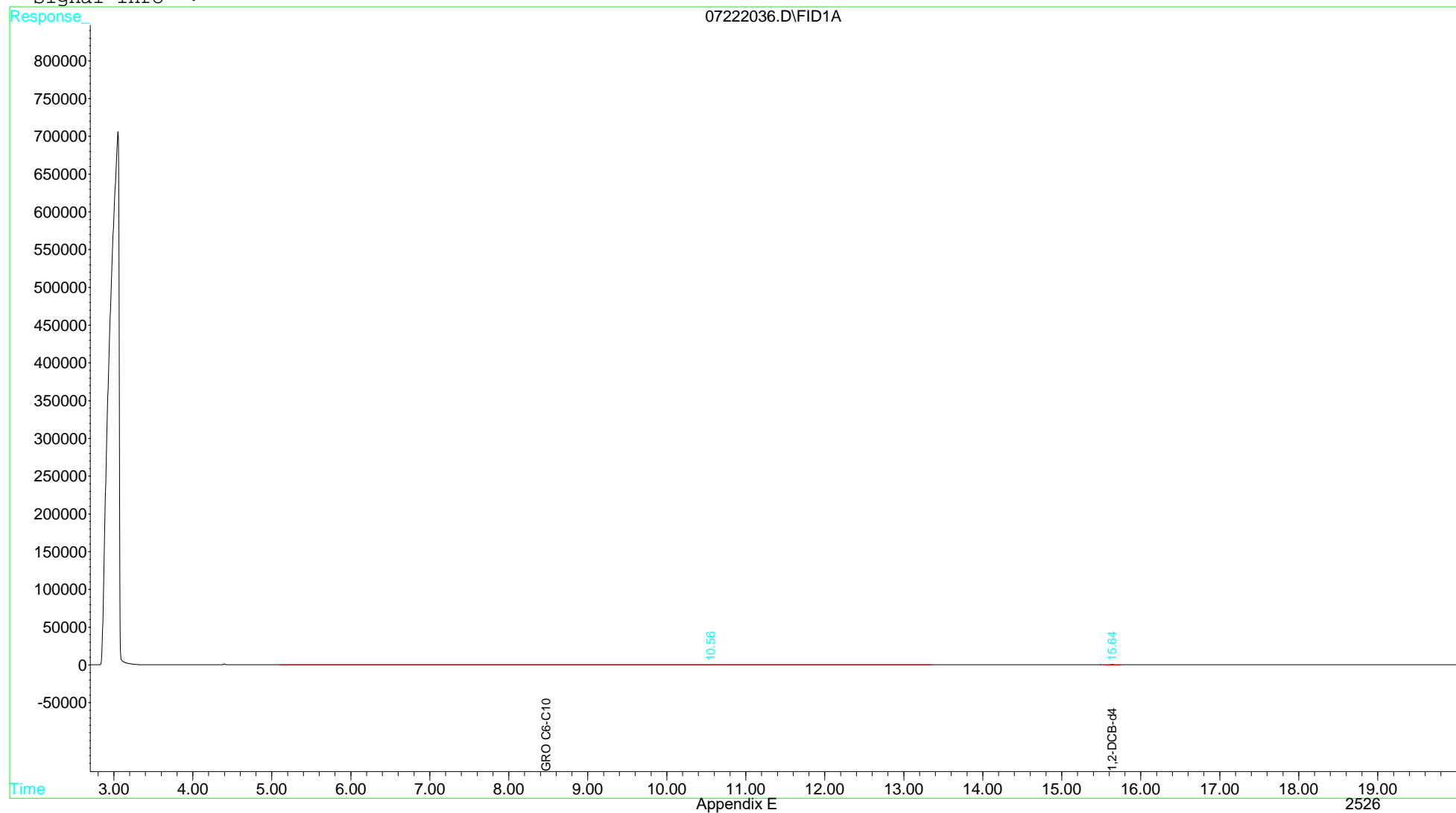
Compound	R.T.	Response	Conc Units
-----			
System Monitoring Compounds			
2) S 1,2-DCB-d4 (Surrogate)	15.64	18919	40.275 ug/KGm
Target Compounds			
1) H GRO C6-C10	8.46	3211	8.319 ug/KG

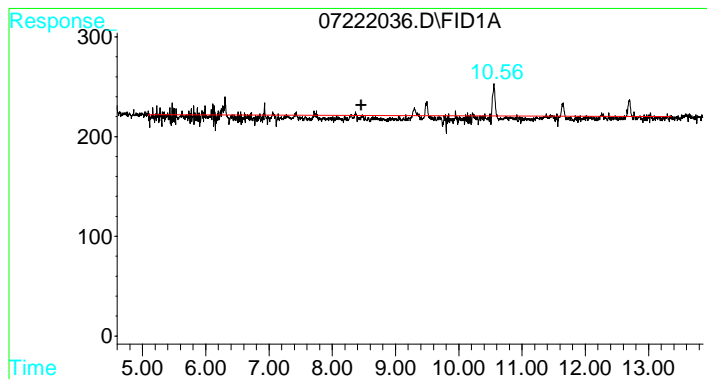
Data File : C:\HPCHEM\1\DATA\072220\07222036.D  
Acq On : 23 Jul 2020 9:47 am  
Sample : 2006518-024B  
Misc : SAMP SW\_8015S-GRO  
IntFile : GRO.E  
Quant Time: Aug 12 15:03 2020 Quant Results File: 051420S.RES

Vial: 34  
Operator: S MCQUINN  
Inst : voa8  
Multiplr: 1.00

Quant Method : C:\HPCHEM\1...\051420S.M (Chemstation Integrator)  
Title : GC-PT c6-10 SOIL  
Last Update : Thu Jun 11 15:37:38 2020  
Response via : Multiple Level Calibration  
DataAcq Meth : 120919S.M

Volume Inj. :  
Signal Phase :  
Signal Info :





#1 GRO C6-C10

R.T.: 8.460 min  
Delta R.T.: 0.000 min  
Response: 3211  
Conc: 8.32 ug/KG m

Data File : C:\HPCHEM\1\DATA\072220\07222037.D Vial: 35  
Acq On : 23 Jul 2020 10:17 am Operator: S MCQUINN  
Sample : 2006518-025B Inst : voa8  
Misc : SAMP SW\_8015S-GRO Multiplr: 1.00  
IntFile : GRO.E  
Quant Time: Aug 12 15:03 2020 Quant Results File: 051420S.RES

Quant Method : C:\HPCHEM\1...\051420S.M (Chemstation Integrator)  
Title : GC-PT c6-10 SOIL  
Last Update : Thu Jun 11 15:37:38 2020  
Response via : Initial Calibration  
DataAcq Meth : 120919S.M

Volume Inj. :  
Signal Phase :  
Signal Info :

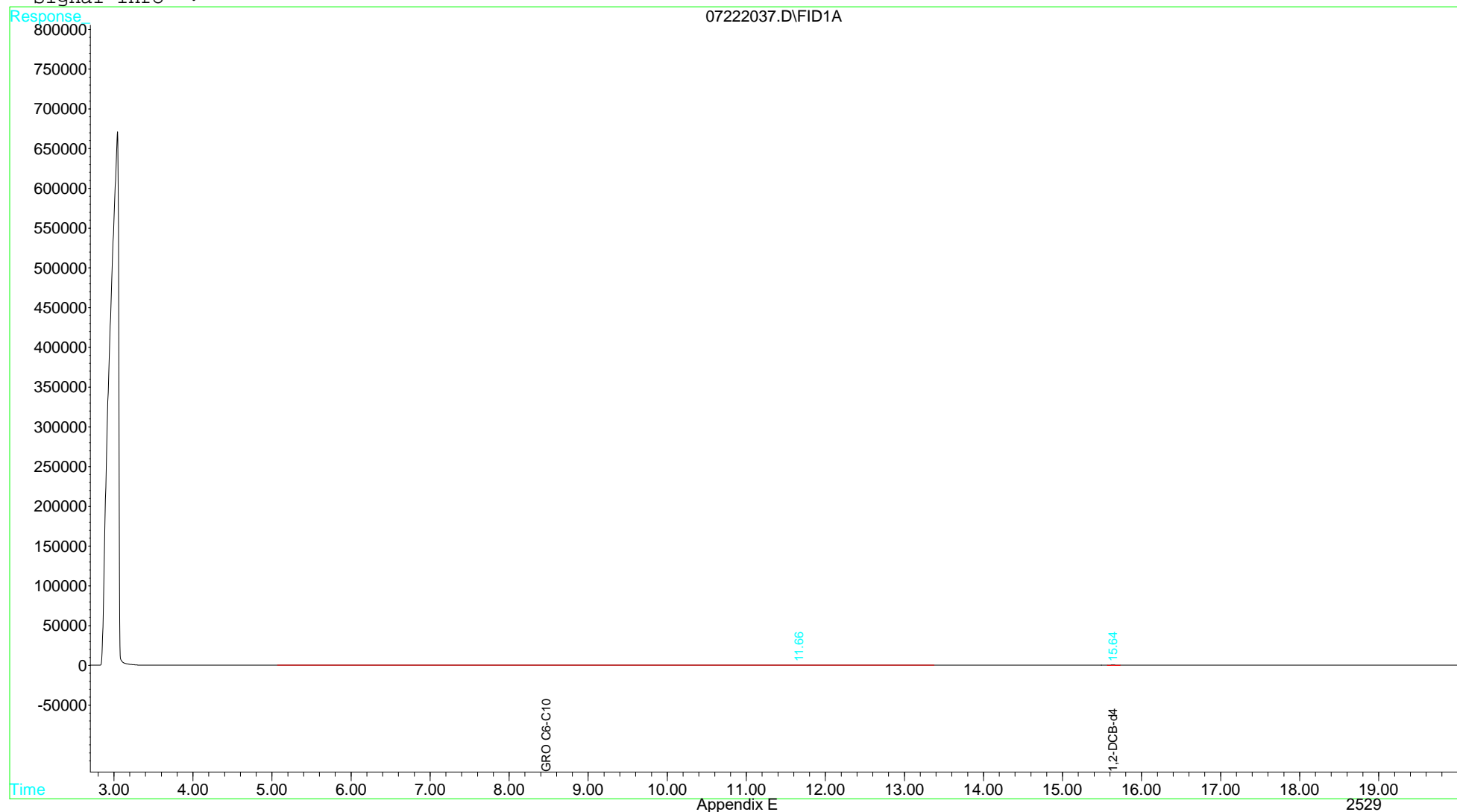
Compound	R.T.	Response	Conc Units
-----			
System Monitoring Compounds			
2) S 1,2-DCB-d4 (Surrogate)	15.64	21177	45.082 ug/KGm
Target Compounds			
1) H GRO C6-C10	8.46	1348	3.493 ug/KG

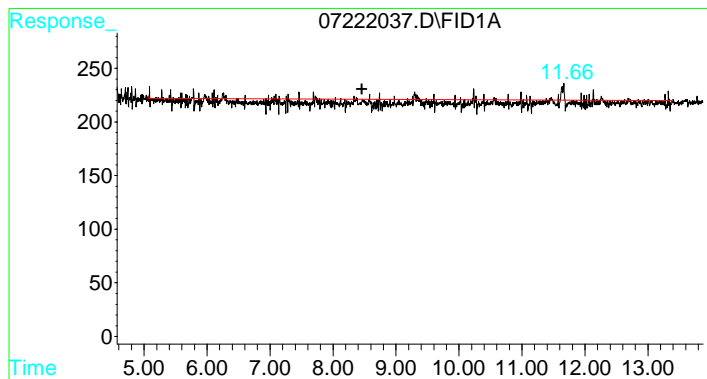
Data File : C:\HPCHEM\1\DATA\072220\07222037.D  
Acq On : 23 Jul 2020 10:17 am  
Sample : 2006518-025B  
Misc : SAMP SW\_8015S-GRO  
IntFile : GRO.E  
Quant Time: Aug 12 15:03 2020 Quant Results File: 051420S.RES

Vial: 35  
Operator: S MCQUINN  
Inst : voa8  
Multiplr: 1.00

Quant Method : C:\HPCHEM\1...\051420S.M (Chemstation Integrator)  
Title : GC-PT c6-10 SOIL  
Last Update : Thu Jun 11 15:37:38 2020  
Response via : Multiple Level Calibration  
DataAcq Meth : 120919S.M

Volume Inj. :  
Signal Phase :  
Signal Info :





#1 GRO C6-C10

R.T.: 8.460 min  
Delta R.T.: 0.000 min  
Response: 1348  
Conc: 3.49 ug/KG m

Data File : C:\HPCHEM\1\DATA\072220\07222038.D Vial: 36  
Acq On : 23 Jul 2020 10:47 am Operator: S MCQUINN  
Sample : 2006518-026B Inst : voa8  
Misc : SAMP SW\_8015S-GRO Multiplr: 1.00  
IntFile : GRO.E  
Quant Time: Aug 12 15:04 2020 Quant Results File: 051420S.RES

Quant Method : C:\HPCHEM\1...\051420S.M (Chemstation Integrator)  
Title : GC-PT c6-10 SOIL  
Last Update : Thu Jun 11 15:37:38 2020  
Response via : Initial Calibration  
DataAcq Meth : 120919S.M

Volume Inj. :  
Signal Phase :  
Signal Info :

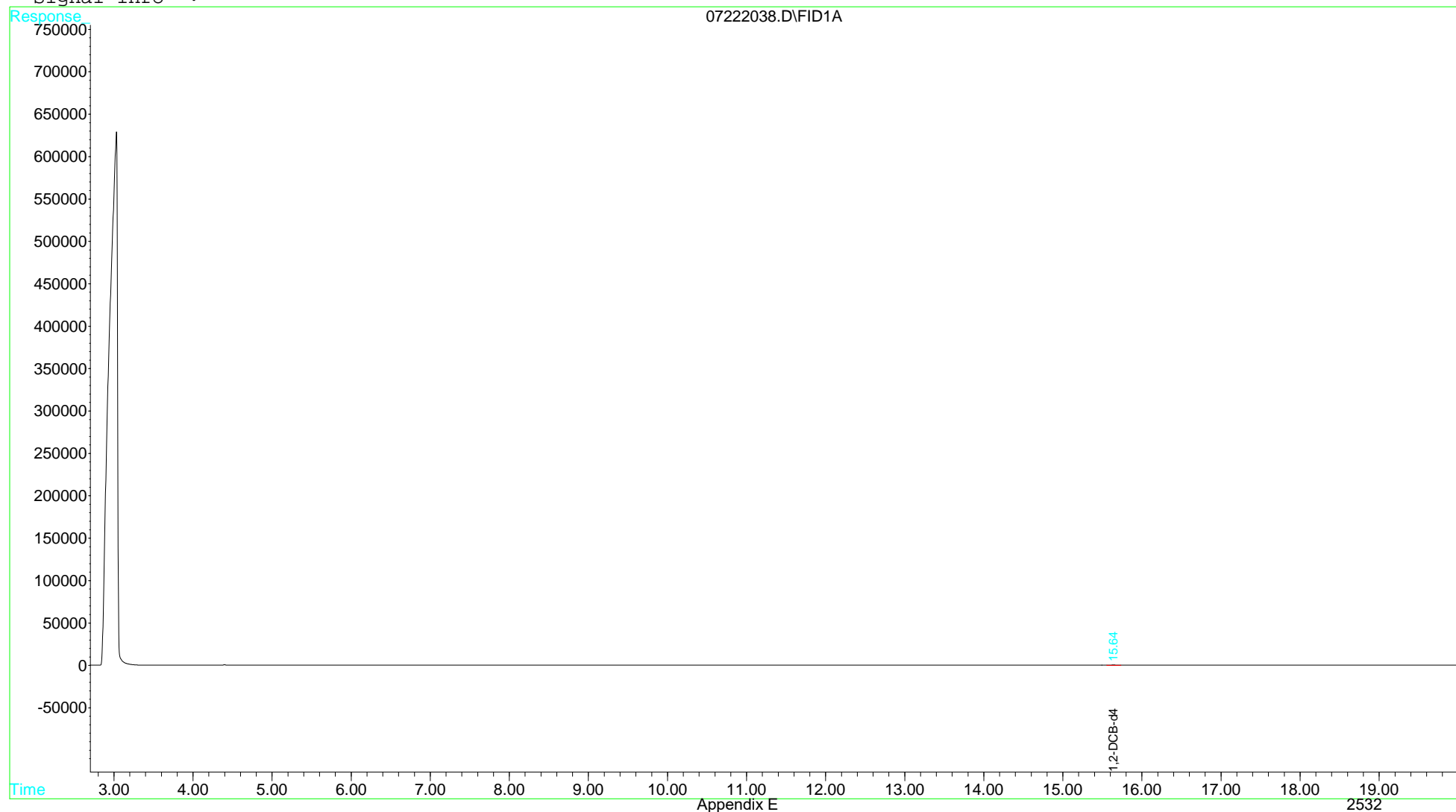
Compound	R.T.	Response	Conc Units
-----			
System Monitoring Compounds			
2) S 1,2-DCB-d4 (Surrogate)	15.64	19309	41.106 ug/KGm
Target Compounds			
1) H GRO C6-C10	8.46	658	<MDL ug/KG

Data File : C:\HPCHEM\1\DATA\072220\07222038.D  
Acq On : 23 Jul 2020 10:47 am  
Sample : 2006518-026B  
Misc : SAMP SW\_8015S-GRO  
IntFile : GRO.E  
Quant Time: Aug 12 15:04 2020 Quant Results File: 051420S.RES

Vial: 36  
Operator: S MCQUINN  
Inst : voa8  
Multiplr: 1.00

Quant Method : C:\HPCHEM\1...\051420S.M (Chemstation Integrator)  
Title : GC-PT c6-10 SOIL  
Last Update : Thu Jun 11 15:37:38 2020  
Response via : Multiple Level Calibration  
DataAcq Meth : 120919S.M

Volume Inj. :  
Signal Phase :  
Signal Info :





Data File : C:\HPCHEM\1\DATA\072220\07222055.D Vial: 30  
Acq On : 23 Jul 2020 7:16 pm Operator: S MCQUINN  
Sample : VOA8 CCVE 072320 Inst : voa8  
Misc : CCVE SW\_8015S-GRO Multiplr: 1.00  
IntFile : GRO.E

Method : C:\HPCHEM\1\METHODS\2019\051420S.M (Chemstation Integrator)  
Title : GC-PT c6-10 SOIL  
Last Update : Thu Jun 11 15:37:38 2020  
Response via : Multiple Level Calibration

Min. RRF : 0.000 Min. Rel. Area : 50% Max. R.T. Dev 0.50min  
Max. RRF Dev : 15% Max. Rel. Area : 150%

	Compound	Amount	Calc.	%Dev	Area%	Dev(min)
1 H	GRO C6-C10	2000.000	1963.873	1.8	99	0.00
2 S	1,2-DCB-d4 (Surrogate)	50.000	48.743	2.5	100	0.00

Data File : C:\HPCHEM\1\DATA\072220\07222055.D Vial: 30  
Acq On : 23 Jul 2020 7:16 pm Operator: S MCQUINN  
Sample : VOA8 CCVE 072320 Inst : voa8  
Misc : CCVE SW\_8015S-GRO Multiplr: 1.00  
IntFile : GRO.E

Method : C:\HPCHEM\1\METHODS\2019\051420S.M (Chemstation Integrator)  
Title : GC-PT c6-10 SOIL  
Last Update : Thu Jun 11 15:37:38 2020  
Response via : Multiple Level Calibration

Min. RRF : 0.000 Min. Rel. Area : 50% Max. R.T. Dev 0.50min  
Max. RRF Dev : 15% Max. Rel. Area : 150%

Compound	Amount	Calc.	%Dev	Area%	Dev(min)
----------	--------	-------	------	-------	----------

---

Data File : C:\HPCHEM\1\DATA\072220\07222055.D Vial: 30  
Acq On : 23 Jul 2020 7:16 pm Operator: S MCQUINN  
Sample : VOA8 CCVE 072320 Inst : voa8  
Misc : CCVE SW\_8015S-GRO Multiplr: 1.00  
IntFile : GRO.E  
Quant Time: Aug 12 15:05 2020 Quant Results File: 051420S.RES

Quant Method : C:\HPCHEM\1...\051420S.M (Chemstation Integrator)  
Title : GC-PT c6-10 SOIL  
Last Update : Thu Jun 11 15:37:38 2020  
Response via : Initial Calibration  
DataAcq Meth : 120919S.M

Volume Inj. :  
Signal Phase :  
Signal Info :

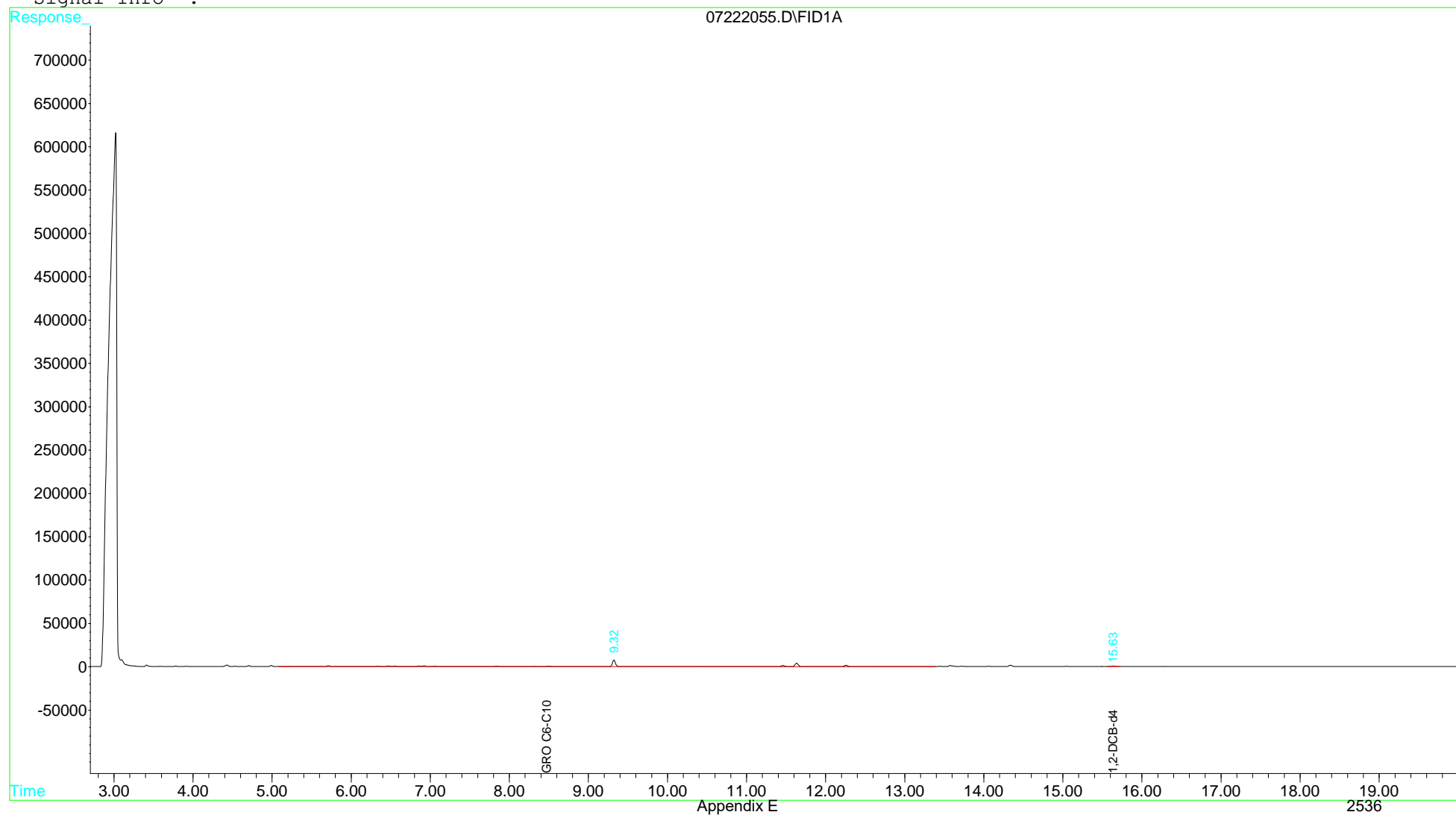
Compound	R.T.	Response	Conc Units
-----			
System Monitoring Compounds			
2) S 1,2-DCB-d4 (Surrogate)	15.64	22897	48.743 ug/KG
Target Compounds			
1) H GRO C6-C10	8.46	758074	1963.873 ug/KG

Data File : C:\HPCHEM\1\DATA\072220\07222055.D  
Acq On : 23 Jul 2020 7:16 pm  
Sample : VOA8 CCVE 072320  
Misc : CCVE SW\_8015S-GRO  
IntFile : GRO.E  
Quant Time: Aug 12 15:05 2020 Quant Results File: 051420S.RES

Vial: 30  
Operator: S MCQUINN  
Inst : voa8  
Multiplr: 1.00

Quant Method : C:\HPCHEM\1...\051420S.M (Chemstation Integrator)  
Title : GC-PT c6-10 SOIL  
Last Update : Thu Jun 11 15:37:38 2020  
Response via : Multiple Level Calibration  
DataAcq Meth : 120919S.M

Volume Inj. :  
Signal Phase :  
Signal Info :



## Injection Log

Directory: C:\HPCHEM\1\DATA\120919

Line	Vial	FileName	Multiplier	SampleName	Misc Info	Injected
1	2	12091901.d	1.	cleaning		9 Dec 2019 14:04
2	3	12091902.d	1.	GRO Window 120919		9 Dec 2019 14:34
3	4	12091903.d	1.	RINSE	DO NOT USE	9 Dec 2019 15:26
4	3	12091905.d	1.	VOA8 CCB 120919	CCB SW_8015S-GRO	9 Dec 2019 15:56
5	23	12091906.d	1.	VOA8 40 ICAL 120919	ICAL7SW_8015S-GRO	9 Dec 2019 16:26
6	24	12091907.d	1.	VOA8 100 ICAL 120919	ICAL1SW_8015S-GRO	9 Dec 2019 16:56
7	25	12091908.d	1.	VOA8 500 ICAL 120919	ICAL2SW_8015S-GRO	9 Dec 2019 17:26
8	26	12091909.d	1.	VOA8 1000 ICAL 120919	ICAL3SW_8015S-GRO	9 Dec 2019 17:57
9	27	12091910.d	1.	VOA8 2000 ICAL 120919	ICAL4SW_8015S-GRO	9 Dec 2019 18:27
10	28	12091911.d	1.	VOA8 5000 ICAL 120919	ICAL5SW_8015S-GRO	9 Dec 2019 18:57
11	29	12091912.d	1.	VOA8 10000 ICAL 120919	ICAL6SW_8015S-GRO	9 Dec 2019 19:27
12	40	12091913.d	1.	RINSE	DO NOT USE	9 Dec 2019 19:57
13	30	12091914.d	1.	VOA8 ICV 120919	ICV SW_8015S-GRO	9 Dec 2019 20:28
14	31	12091915.d	1.	RINSE	DO NOT USE	9 Dec 2019 20:58
15	3	12091916.d	1.	VOA8 CCB 120919	CCB SW_8015S-GRO	9 Dec 2019 21:28
16	30	12091917.d	1.	VOA8 CCV 120919	CCV SW_8015S-GRO	9 Dec 2019 21:58
17	31	12091918.d	1.	VOA8 LCS 120919	LCS SW_8015S-GRO	9 Dec 2019 22:28
18	32	12091919.d	1.	VOA8 RLVS 120919	RLVS SW_8015S-GRO	9 Dec 2019 22:58
19	33	12091920.d	1.	VOA8 MBLK 120919	MBLK SW_8015S-GRO	9 Dec 2019 23:29
20	34	12091921.d	1.	1911670-001A	SAMP SW_8015S-GRO	9 Dec 2019 23:59
21	35	12091922.d	1.	1911670-002A	SAMP SW_8015S-GRO	10 Dec 2019 00:29
22	36	12091923.d	1.	1911670-003A	SAMP SW_8015S-GRO	10 Dec 2019 00:59
23	37	12091924.d	1.	1911670-004A	SAMP SW_8015S-GRO	10 Dec 2019 01:29
24	38	12091925.d	1.	1911672-002A	SAMP SW_8015S-GRO	10 Dec 2019 01:59
25	39	12091926.d	1.	1911672-003A	SAMP SW_8015S-GRO	10 Dec 2019 02:29
26	40	12091927.d	1.	1911672-001A	SAMP SW_8015S-GRO	10 Dec 2019 02:59
27	41	12091928.d	1.	1911672-001AMS	MS SW_8015S-GRO	10 Dec 2019 03:29
28	42	12091929.d	1.	1911672-001AMSD	MSD SW_8015S-GRO	10 Dec 2019 03:59
29	30	12091930.d	1.	VOA8 CCVE 120919	CCVE SW_8015S-GRO	10 Dec 2019 04:29
30	31	12091932.d	1.	RINSE	DO NOT USE	10 Dec 2019 04:59
31	32	12091933.d	1.	RINSE	DO NOT USE	10 Dec 2019 05:29

Method : C:\HPCHEM\1\METHODS\2019\120919S.M (Chemstation Integrator)  
Title : GC-PT c6-12 SOIL  
Last Update : Tue Dec 10 10:00:04 2019

## Calibration Files

100 =12091907.D 500 =12091908.D 1000 =12091909.D  
2000 =12091910.D 5000 =12091911.D HIGH =12091912.D

	Compound	100	500	1000	2000	5000	HIGH	Avg		%RSD
1) H	GRO C6-C12	3.887	4.465	4.299	3.996	4.118	4.168	4.179	E2	4.77
2) S	1,2-DCB-d4 (Surroga	4.105	4.133	5.438	4.198	4.190	4.179	4.513	E2	13.36

(#) = Out of Range ### Number of calibration levels exceeded format ###

120919S.M

Tue Dec 10 10:01:30 2019

Method : C:\HPCHEM\1\METHODS\2019\120919S.M (Chemstation Integrator)  
Title : GC-PT c6-12 SOIL  
Last Update : Tue Dec 10 10:00:04 2019  
Response via : Initial Calibration  
Total Cpnds : 2

PK#	Type	Compound Name	Exp_RT	Rel_RT	Cal	A/H	ID
1	H	GRO C6-C12	8.46	1.000	A	A	R
2	S	1,2-DCB-d4 (Surrogate)	15.66	1.000	A	A	B

Cal A = Average L = Linear LO = Linear w/origin Q = Quad QO = Quad w/origin

A/H = Area or Height

ID R = R.T. B = R.T. & Q Q = Qvalue L = Largest A = All

-----  
120919S.M Tue Dec 10 10:01:55 2019

## Injection Log

Directory: C:\HPCHEM\1\DATA\051420

Line	Vial	FileName	Multiplier	SampleName	Misc Info	Injected
1	2	05142000.d	1.	cleaning		14 May 2020 15:47
2	3	05142001.d	1.	cleaning		14 May 2020 16:17
3	3	05142002.d	1.	GRO Window 051420		14 May 2020 16:46
4	4	05142003.d	1.	GRO Window 051420		14 May 2020 17:16
5	4	05142004.d	1.	cleaning		14 May 2020 17:46
6	3	05142005.d	1.	VOA8 CCB 051420	CCB SW_8015S-GRO	14 May 2020 18:16
7	23	05142006.d	1.	VOA8 40 ICAL 051420	ICAL7SW_8015S-GRO	14 May 2020 18:45
8	24	05142007.d	1.	VOA8 100 ICAL 051420	ICAL1SW_8015S-GRO	14 May 2020 19:15
9	25	05142008.d	1.	VOA8 500 ICAL 051420	ICAL2SW_8015S-GRO	14 May 2020 19:45
10	26	05142009.d	1.	VOA8 1000 ICAL 051420	ICAL3SW_8015S-GRO	14 May 2020 20:14
11	27	05142010.d	1.	VOA8 2000 ICAL 051420	ICAL4SW_8015S-GRO	14 May 2020 20:44
12	28	05142011.d	1.	VOA8 5000 ICAL 051420	ICAL5SW_8015S-GRO	14 May 2020 21:14
13	29	05142012.d	1.	VOA8 10000 ICAL 051420	ICAL6SW_8015S-GRO	14 May 2020 21:44
14	40	05142013.d	1.	RINSE	DO NOT USE	14 May 2020 22:13
15	30	05142014.d	1.	VOA8 ICV 051420	ICV SW_8015S-GRO	14 May 2020 22:43
16	30	05142015.d	1.	VOA8 LCS 051420	LCS SW_8015S-GRO	14 May 2020 23:13
17	31	05142016.d	1.	VOA8 LCSD 051420	LCSD SW_8015S-GRO	14 May 2020 23:43
18	32	05142017.d	1.	VOA8 RLVS 051420	RLVS SW_8015S-GRO	15 May 2020 00:13
19	3	05142018.d	1.	VOA8 MBLK 051420	MBLK SW_8015S-GRO	15 May 2020 00:43
20	34	05142019.d	1.	PT SAMPLE 100X	SAMP SW_8015S-GRO	15 May 2020 01:13
21	40	05142020.d	1.	RINSE	DO NOT USE	15 May 2020 01:42
22	35	05142021.d	1.	PT SAMPLE 50X	SAMP SW_8015S-GRO	15 May 2020 02:13
23	40	05142022.d	1.	RINSE	DO NOT USE	15 May 2020 02:43
24	30	05142023.d	1.	VOA8 CCVE 051420	CCVE SW_8015S-GRO	15 May 2020 03:12
25	40	05142024.d	1.	RINSE	DO NOT USE	15 May 2020 03:42
26	41	05142025.d	1.	RINSE	DO NOT USE	15 May 2020 04:12
27	42	05142026.d	1.	RINSE	DO NOT USE	15 May 2020 04:42
28	43	05142027.d	1.	RINSE	DO NOT USE	15 May 2020 05:12



Method : C:\HPCHEM\1\METHODS\2019\051420S.M (Chemstation Integrator)  
Title : GC-PT c6-10 SOIL  
Last Update : Fri May 15 09:54:41 2020

## Calibration Files

100 =05142007.D 500 =05142008.D 1000 =05142009.D  
2000 =05142010.D 5000 =05142011.D HIGH =05142012.D

	Compound	100	500	1000	2000	5000	HIGH	Avg		%RSD
1) H	GRO C6-C10	3.443	4.091	4.020	3.847	3.850	3.721	3.860	E2	5.87
2) S	1,2-DCB-d4 (Surroga	5.491	4.871	5.907	4.591	4.748	4.678	5.397	E2	19.30

(#) = Out of Range ### Number of calibration levels exceeded format ###

051420S.M Fri May 15 10:40:06 2020

Method : C:\HPCHEM\1\METHODS\2019\051420S.M (Chemstation Integrator)  
Title : GC-PT c6-10 SOIL  
Last Update : Fri May 15 09:54:41 2020  
Response via : Initial Calibration  
Total Cpnds : 2

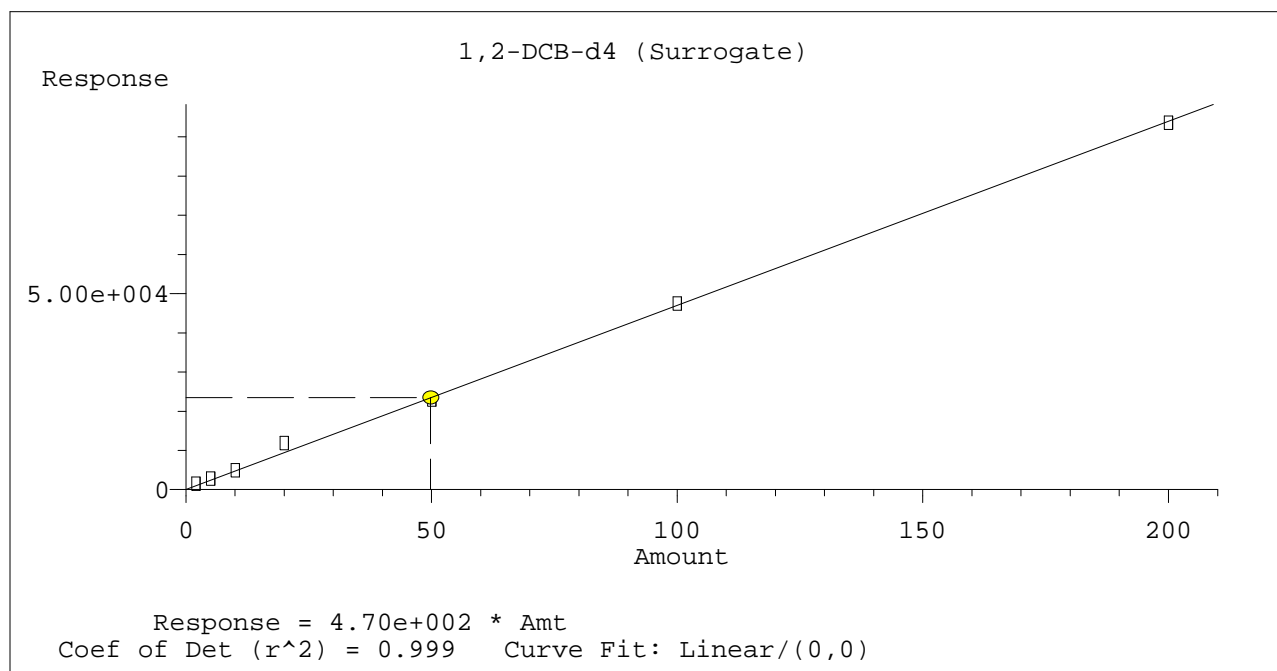
PK#	Type	Compound Name	Exp_RT	Rel_RT	Cal	A/H	ID
1	H	GRO C6-C10	8.46	1.000	A	A	R
2	S	1,2-DCB-d4 (Surrogate)	15.64	1.000	LO	A	B

Cal A = Average L = Linear LO = Linear w/origin Q = Quad QO = Quad w/origin

A/H = Area or Height

ID R = R.T. B = R.T. & Q Q = Qvalue L = Largest A = All

051420S.M Fri May 15 10:40:18 2020



Data File : C:\HPCHEM\1\DATA\051420\05142005.D Vial: 3  
Acq On : 14 May 2020 6:16 pm Operator: S MCQUINN  
Sample : VOA8 CCB 051420 Inst : voa8  
Misc : CCB SW\_8015S-GRO Multiplr: 1.00  
IntFile : GRO.E  
Quant Time: May 15 9:32 2020 Quant Results File: 051420S.RES

Quant Method : C:\HPCHEM\1...\051420S.M (Chemstation Integrator)  
Title : GC-PT c6-10 SOIL  
Last Update : Fri May 15 09:31:59 2020  
Response via : Initial Calibration  
DataAcq Meth : 051420S.M

Volume Inj. :  
Signal Phase :  
Signal Info :

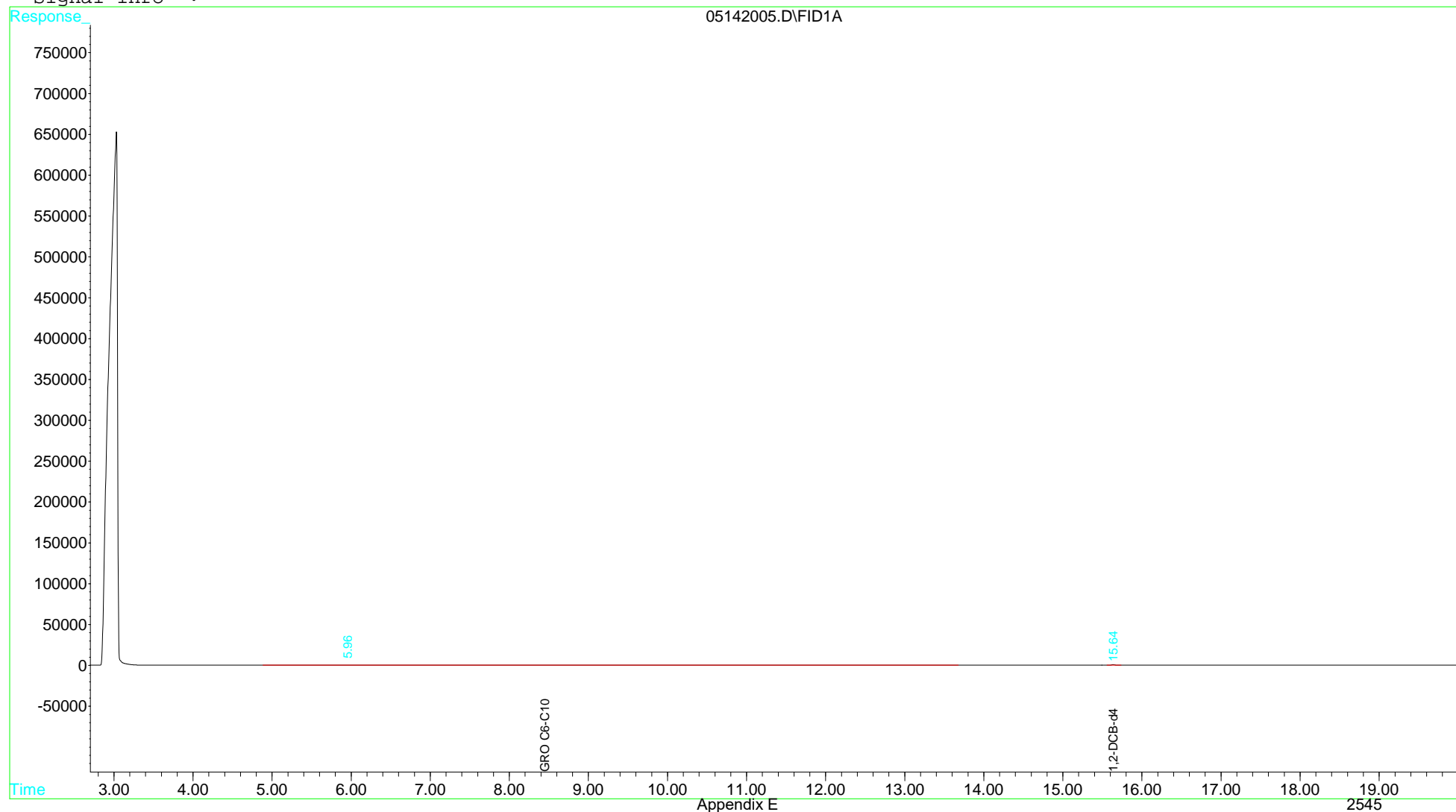
Compound	R.T.	Response	Conc Units
-----			
System Monitoring Compounds			
2) S 1,2-DCB-d4 (Surrogate)	15.64	22424	54.411 ug/KG
Target Compounds			
1) H GRO C6-C10	8.46	513	1.509 ug/KG

Data File : C:\HPCHEM\1\DATA\051420\05142005.D  
Acq On : 14 May 2020 6:16 pm  
Sample : VOA8 CCB 051420  
Misc : CCB SW\_8015S-GRO  
IntFile : GRO.E  
Quant Time: May 15 9:32 2020 Quant Results File: 051420S.RES

Vial: 3  
Operator: S MCQUINN  
Inst : voa8  
Multiplr: 1.00

Quant Method : C:\HPCHEM\1...\051420S.M (Chemstation Integrator)  
Title : GC-PT c6-10 SOIL  
Last Update : Fri May 15 09:31:59 2020  
Response via : Multiple Level Calibration  
DataAcq Meth : 051420S.M

Volume Inj. :  
Signal Phase :  
Signal Info :



Data File : C:\HPCHEM\1\DATA\051420\05142006.D Vial: 23  
Acq On : 14 May 2020 6:45 pm Operator: S MCQUINN  
Sample : VOA8 40 ICAL 051420 Inst : voa8  
Misc : ICAL7SW\_8015S-GRO Multiplr: 1.00  
IntFile : GRO.E  
Quant Time: May 15 9:54 2020 Quant Results File: 051420S.RES

Quant Method : C:\HPCHEM\1...\051420S.M (Chemstation Integrator)  
Title : GC-PT c6-10 SOIL  
Last Update : Fri May 15 09:31:59 2020  
Response via : Initial Calibration  
DataAcq Meth : 051420S.M

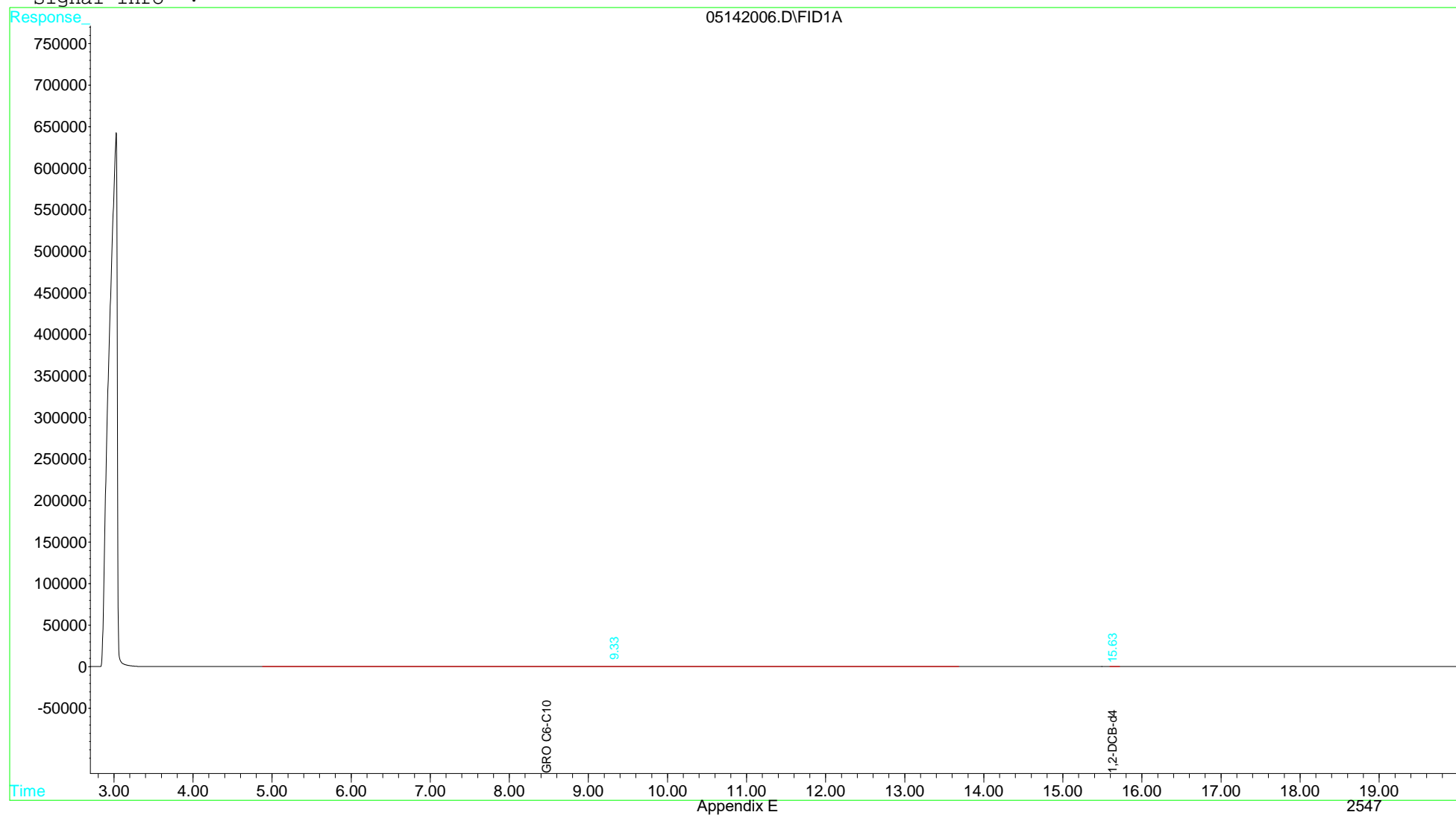
Volume Inj. :  
Signal Phase :  
Signal Info :

Compound	R.T.	Response	Conc Units
-----			
System Monitoring Compounds			
2) S 1,2-DCB-d4 (Surrogate)	15.63	1498	3.635 ug/KGm
Target Compounds			
1) H GRO C6-C10	8.46	16197	47.671 ug/KG

Data File : C:\HPCHEM\1\DATA\051420\05142006.D Vial: 23  
Acq On : 14 May 2020 6:45 pm Operator: S MCQUINN  
Sample : VOA8 40 ICAL 051420 Inst : voa8  
Misc : ICAL7SW\_8015S-GRO Multiplr: 1.00  
IntFile : GRO.E  
Quant Time: May 15 9:54 2020 Quant Results File: 051420S.RES

Quant Method : C:\HPCHEM\1...\051420S.M (Chemstation Integrator)  
Title : GC-PT c6-10 SOIL  
Last Update : Fri May 15 09:31:59 2020  
Response via : Multiple Level Calibration  
DataAcq Meth : 051420S.M

Volume Inj. :  
Signal Phase :  
Signal Info :



Data File : C:\HPCHEM\1\DATA\051420\05142007.D Vial: 24  
Acq On : 14 May 2020 7:15 pm Operator: S MCQUINN  
Sample : VOA8 100 ICAL 051420 Inst : voa8  
Misc : ICAL1SW\_8015S-GRO Multiplr: 1.00  
IntFile : GRO.E  
Quant Time: May 15 9:53 2020 Quant Results File: 051420S.RES

Quant Method : C:\HPCHEM\1...\051420S.M (Chemstation Integrator)  
Title : GC-PT c6-10 SOIL  
Last Update : Fri May 15 09:31:59 2020  
Response via : Initial Calibration  
DataAcq Meth : 051420S.M

Volume Inj. :  
Signal Phase :  
Signal Info :

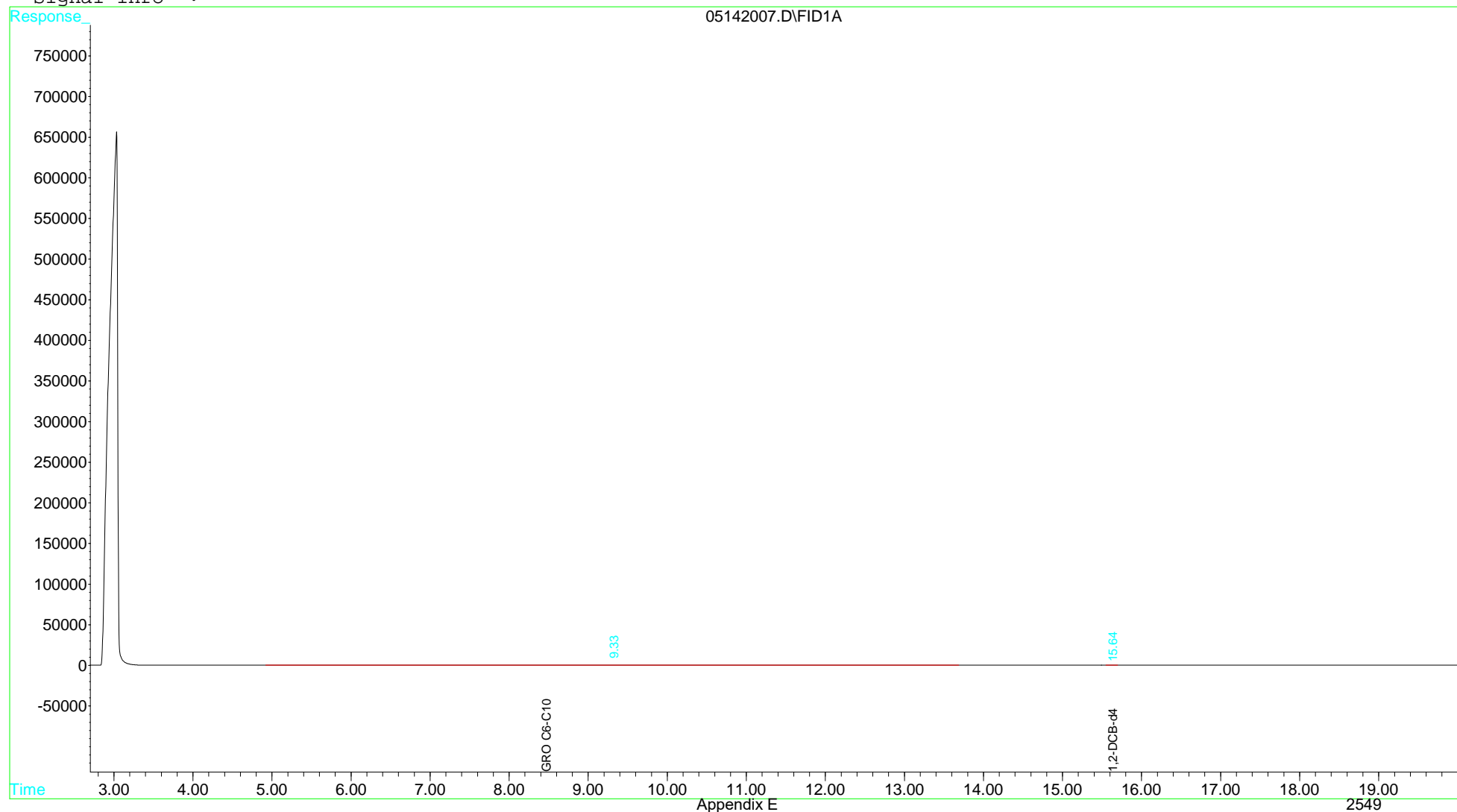
Compound	R.T.	Response	Conc Units
-----			
System Monitoring Compounds			
2) S 1,2-DCB-d4 (Surrogate)	15.64	2746	6.662 ug/KGm
Target Compounds			
1) H GRO C6-C10	8.46	34430	101.332 ug/KG



Data File : C:\HPCHEM\1\DATA\051420\05142007.D Vial: 24  
Acq On : 14 May 2020 7:15 pm Operator: S MCQUINN  
Sample : VOA8 100 ICAL 051420 Inst : voa8  
Misc : ICAL1SW\_8015S-GRO Multiplr: 1.00  
IntFile : GRO.E  
Quant Time: May 15 9:53 2020 Quant Results File: 051420S.RES

Quant Method : C:\HPCHEM\1...\051420S.M (Chemstation Integrator)  
Title : GC-PT c6-10 SOIL  
Last Update : Fri May 15 09:31:59 2020  
Response via : Multiple Level Calibration  
DataAcq Meth : 051420S.M

Volume Inj. :  
Signal Phase :  
Signal Info :



Data File : C:\HPCHEM\1\DATA\051420\05142008.D Vial: 25  
Acq On : 14 May 2020 7:45 pm Operator: S MCQUINN  
Sample : VOA8 500 ICAL 051420 Inst : voa8  
Misc : ICAL2SW\_8015S-GRO Multiplr: 1.00  
IntFile : GRO.E  
Quant Time: May 15 9:50 2020 Quant Results File: 051420S.RES

Quant Method : C:\HPCHEM\1...\051420S.M (Chemstation Integrator)  
Title : GC-PT c6-10 SOIL  
Last Update : Fri May 15 09:46:45 2020  
Response via : Initial Calibration  
DataAcq Meth : 051420S.M

Volume Inj. :  
Signal Phase :  
Signal Info :

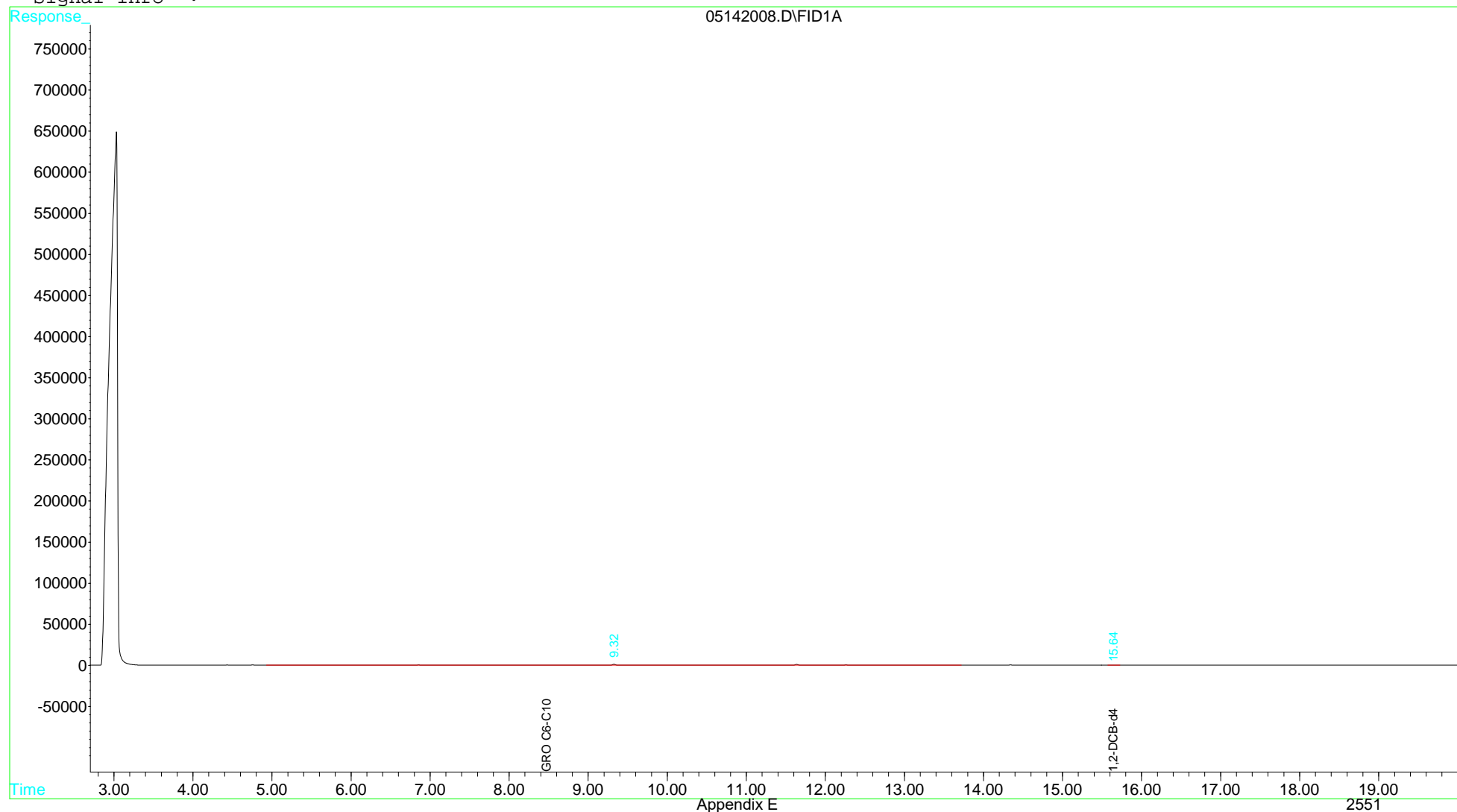
Compound	R.T.	Response	Conc Units
-----			
System Monitoring Compounds			
2) S 1,2-DCB-d4 (Surrogate)	15.64	4871	9.670 ug/KG
Target Compounds			
1) H GRO C6-C10	8.46	204533	553.658 ug/KG

Data File : C:\HPCHEM\1\DATA\051420\05142008.D  
Acq On : 14 May 2020 7:45 pm  
Sample : VOA8 500 ICAL 051420  
Misc : ICAL2SW\_8015S-GRO  
IntFile : GRO.E  
Quant Time: May 15 9:50 2020 Quant Results File: 051420S.RES

Vial: 25  
Operator: S MCQUINN  
Inst : voa8  
Multiplr: 1.00

Quant Method : C:\HPCHEM\1...\051420S.M (Chemstation Integrator)  
Title : GC-PT c6-10 SOIL  
Last Update : Fri May 15 09:46:45 2020  
Response via : Multiple Level Calibration  
DataAcq Meth : 051420S.M

Volume Inj. :  
Signal Phase :  
Signal Info :



Data File : C:\HPCHEM\1\DATA\051420\05142009.D Vial: 26  
Acq On : 14 May 2020 8:14 pm Operator: S MCQUINN  
Sample : VOA8 1000 ICAL 051420 Inst : voa8  
Misc : ICAL3SW\_8015S-GRO Multiplr: 1.00  
IntFile : GRO.E  
Quant Time: May 15 9:49 2020 Quant Results File: 051420S.RES

Quant Method : C:\HPCHEM\1...\051420S.M (Chemstation Integrator)  
Title : GC-PT c6-10 SOIL  
Last Update : Fri May 15 09:46:45 2020  
Response via : Initial Calibration  
DataAcq Meth : 051420S.M

Volume Inj. :  
Signal Phase :  
Signal Info :

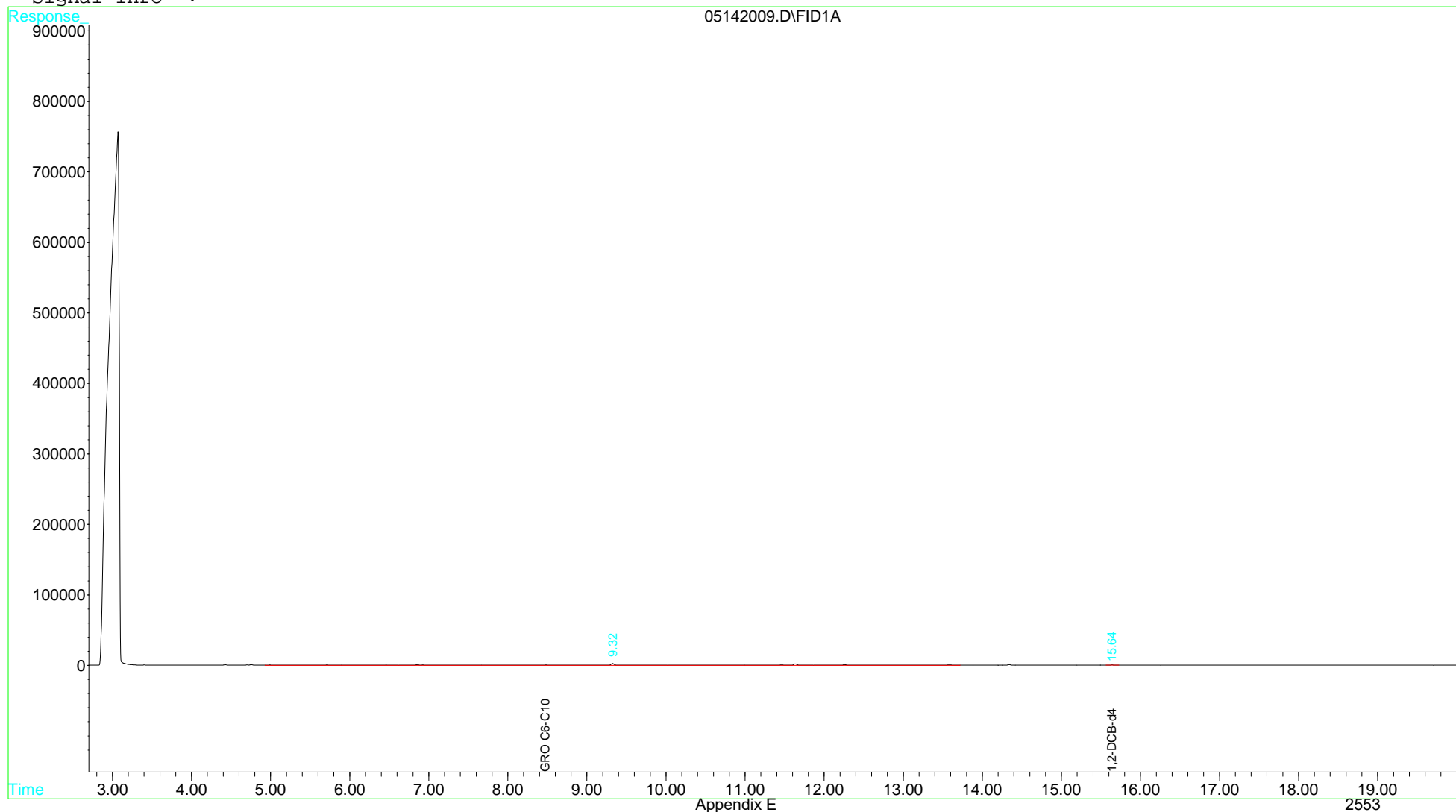
Compound	R.T.	Response	Conc Units
-----			
System Monitoring Compounds			
2) S 1,2-DCB-d4 (Surrogate)	15.64	11814	23.455 ug/KG
Target Compounds			
1) H GRO C6-C10	8.46	401978	1088.128 ug/KG

Data File : C:\HPCHEM\1\DATA\051420\05142009.D  
Acq On : 14 May 2020 8:14 pm  
Sample : VOA8 1000 ICAL 051420  
Misc : ICAL3SW\_8015S-GRO  
IntFile : GRO.E  
Quant Time: May 15 9:49 2020 Quant Results File: 051420S.RES

Vial: 26  
Operator: S MCQUINN  
Inst : voa8  
Multiplr: 1.00

Quant Method : C:\HPCHEM\1...\051420S.M (Chemstation Integrator)  
Title : GC-PT c6-10 SOIL  
Last Update : Fri May 15 09:46:45 2020  
Response via : Multiple Level Calibration  
DataAcq Meth : 051420S.M

Volume Inj. :  
Signal Phase :  
Signal Info :



Data File : C:\HPCHEM\1\DATA\051420\05142010.D Vial: 27  
Acq On : 14 May 2020 8:44 pm Operator: S MCQUINN  
Sample : VOA8 2000 ICAL 051420 Inst : voa8  
Misc : ICAL4SW\_8015S-GRO Multiplr: 1.00  
IntFile : GRO.E  
Quant Time: May 15 9:50 2020 Quant Results File: 051420S.RES

Quant Method : C:\HPCHEM\1...\051420S.M (Chemstation Integrator)  
Title : GC-PT c6-10 SOIL  
Last Update : Fri May 15 09:46:45 2020  
Response via : Initial Calibration  
DataAcq Meth : 051420S.M

Volume Inj. :  
Signal Phase :  
Signal Info :

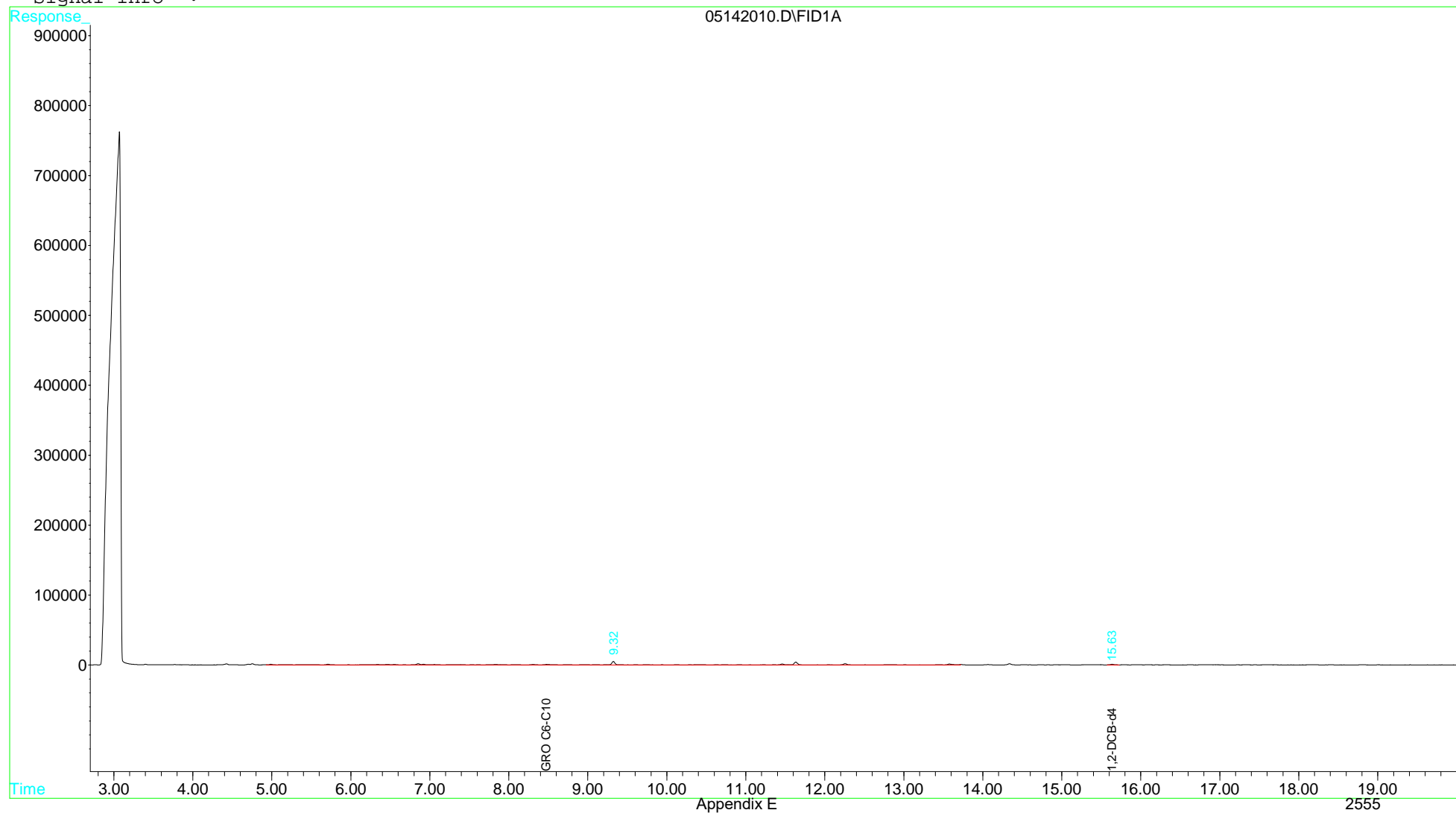
Compound	R.T.	Response	Conc Units
-----			
System Monitoring Compounds			
2) S 1,2-DCB-d4 (Surrogate)	15.64	22957	45.580 ug/KG
Target Compounds			
1) H GRO C6-C10	8.46	769449	2082.850 ug/KG

Data File : C:\HPCHEM\1\DATA\051420\05142010.D  
Acq On : 14 May 2020 8:44 pm  
Sample : VOA8 2000 ICAL 051420  
Misc : ICAL4SW\_8015S-GRO  
IntFile : GRO.E  
Quant Time: May 15 9:50 2020 Quant Results File: 051420S.RES

Vial: 27  
Operator: S MCQUINN  
Inst : voa8  
Multiplr: 1.00

Quant Method : C:\HPCHEM\1...\051420S.M (Chemstation Integrator)  
Title : GC-PT c6-10 SOIL  
Last Update : Fri May 15 09:46:45 2020  
Response via : Multiple Level Calibration  
DataAcq Meth : 051420S.M

Volume Inj. :  
Signal Phase :  
Signal Info :



Data File : C:\HPCHEM\1\DATA\051420\05142011.D Vial: 28  
Acq On : 14 May 2020 9:14 pm Operator: S MCQUINN  
Sample : VOA8 5000 ICAL 051420 Inst : voa8  
Misc : ICAL5SW\_8015S-GRO Multiplr: 1.00  
IntFile : GRO.E  
Quant Time: May 15 9:50 2020 Quant Results File: 051420S.RES

Quant Method : C:\HPCHEM\1...\051420S.M (Chemstation Integrator)  
Title : GC-PT c6-10 SOIL  
Last Update : Fri May 15 09:46:45 2020  
Response via : Initial Calibration  
DataAcq Meth : 051420S.M

Volume Inj. :  
Signal Phase :  
Signal Info :

Compound	R.T.	Response	Conc Units
-----			
System Monitoring Compounds			
2) S 1,2-DCB-d4 (Surrogate)	15.64	47480	94.268 ug/KG
Target Compounds			
1) H GRO C6-C10	8.46	1924959	5210.742 ug/KG

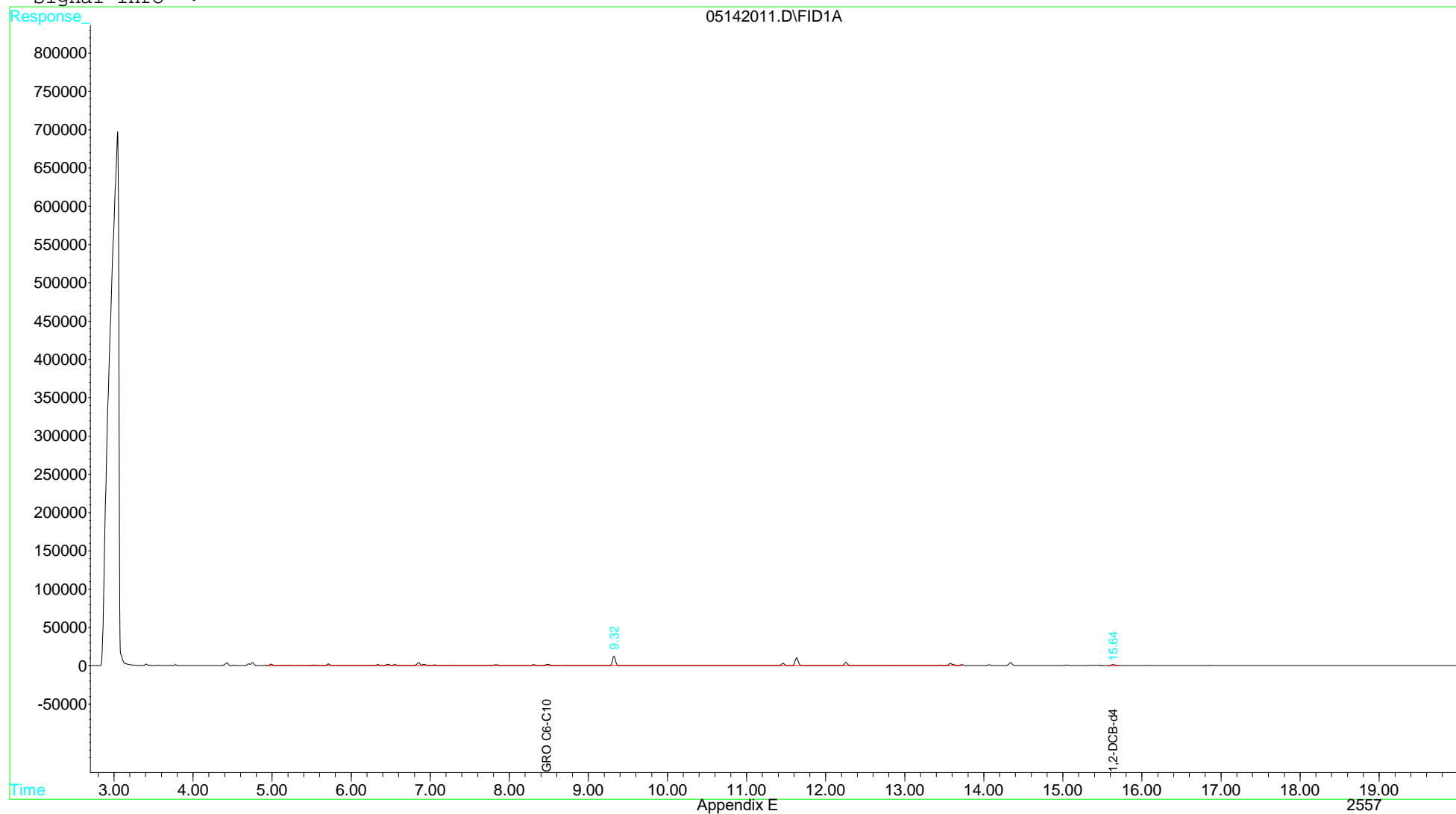


Data File : C:\HPCHEM\1\DATA\051420\05142011.D  
Acq On : 14 May 2020 9:14 pm  
Sample : VOA8 5000 ICAL 051420  
Misc : ICAL5SW\_8015S-GRO  
IntFile : GRO.E  
Quant Time: May 15 9:50 2020 Quant Results File: 051420S.RES

Vial: 28  
Operator: S MCQUINN  
Inst : voa8  
Multiplr: 1.00

Quant Method : C:\HPCHEM\1...\051420S.M (Chemstation Integrator)  
Title : GC-PT c6-10 SOIL  
Last Update : Fri May 15 09:46:45 2020  
Response via : Multiple Level Calibration  
DataAcq Meth : 051420S.M

Volume Inj. :  
Signal Phase :  
Signal Info :



Data File : C:\HPCHEM\1\DATA\051420\05142012.D Vial: 29  
Acq On : 14 May 2020 9:44 pm Operator: S MCQUINN  
Sample : VOA8 10000 ICAL 051420 Inst : voa8  
Misc : ICAL6SW\_8015S-GRO Multiplr: 1.00  
IntFile : GRO.E  
Quant Time: May 15 9:50 2020 Quant Results File: 051420S.RES

Quant Method : C:\HPCHEM\1...\051420S.M (Chemstation Integrator)  
Title : GC-PT c6-10 SOIL  
Last Update : Fri May 15 09:46:45 2020  
Response via : Initial Calibration  
DataAcq Meth : 051420S.M

Volume Inj. :  
Signal Phase :  
Signal Info :

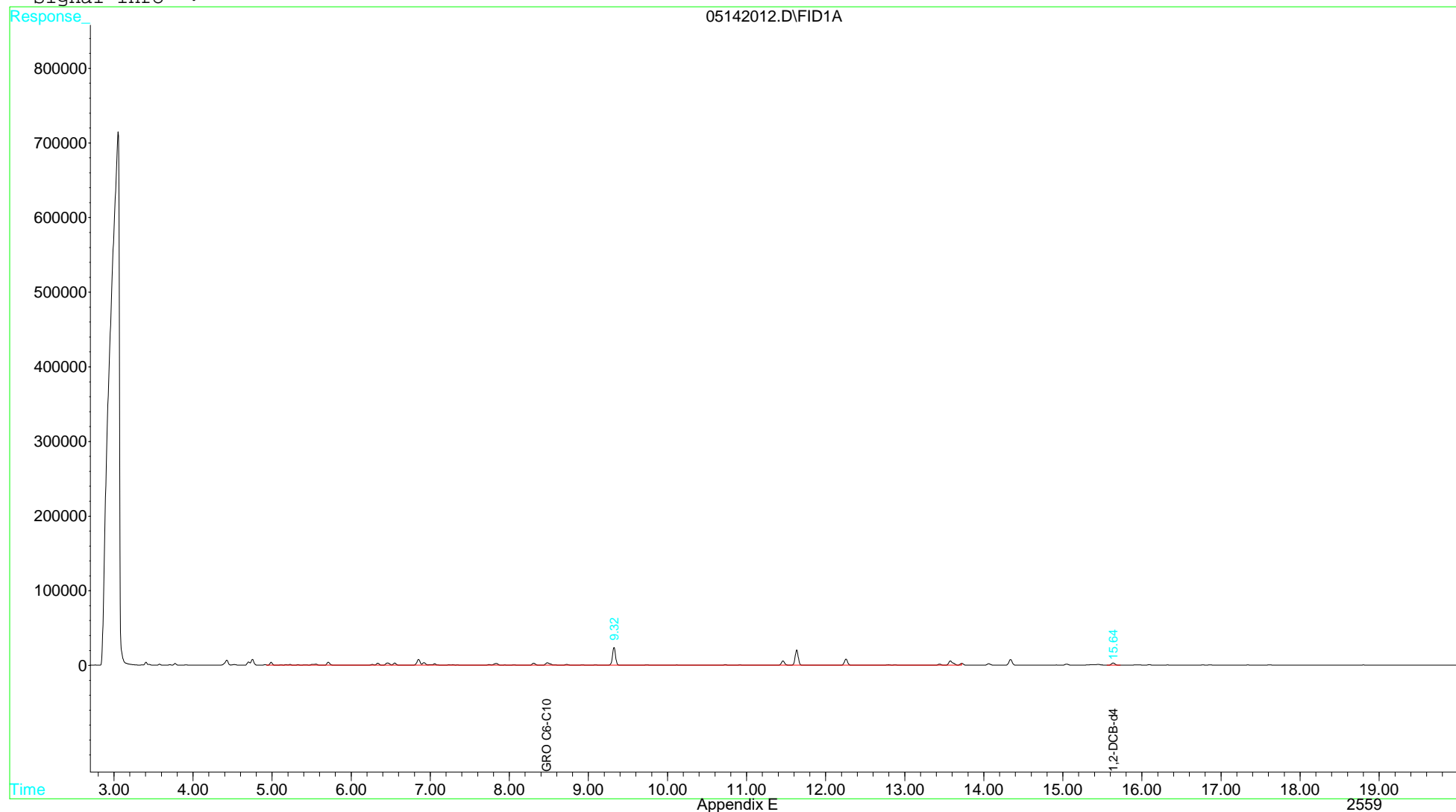
Compound	R.T.	Response	Conc Units
-----			
System Monitoring Compounds			
2) S 1,2-DCB-d4 (Surrogate)	15.64	93561	185.761 ug/KG
Target Compounds			
1) H GRO C6-C10	8.46	3720789	10071.941 ug/KG

Data File : C:\HPCHEM\1\DATA\051420\05142012.D  
Acq On : 14 May 2020 9:44 pm  
Sample : VOA8 10000 ICAL 051420  
Misc : ICAL6SW\_8015S-GRO  
IntFile : GRO.E  
Quant Time: May 15 9:50 2020 Quant Results File: 051420S.RES

Vial: 29  
Operator: S MCQUINN  
Inst : voa8  
Multiplr: 1.00

Quant Method : C:\HPCHEM\1...\051420S.M (Chemstation Integrator)  
Title : GC-PT c6-10 SOIL  
Last Update : Fri May 15 09:46:45 2020  
Response via : Multiple Level Calibration  
DataAcq Meth : 051420S.M

Volume Inj. :  
Signal Phase :  
Signal Info :



Data File : C:\HPCHEM\1\DATA\051420\05142014.D Vial: 30  
Acq On : 14 May 2020 10:43 pm Operator: S MCQUINN  
Sample : VOA8 ICV 051420 Inst : voa8  
Misc : ICV SW\_8015S-GRO Multiplr: 1.00  
IntFile : GRO.E

Method : C:\HPCHEM\1\METHODS\2019\051420S.M (Chemstation Integrator)  
Title : GC-PT c6-10 SOIL  
Last Update : Fri May 15 09:54:41 2020  
Response via : Multiple Level Calibration

Min. RRF : 0.000 Min. Rel. Area : 50% Max. R.T. Dev 0.50min  
Max. RRF Dev : 15% Max. Rel. Area : 150%

	Compound	Amount	Calc.	%Dev	Area%	Dev(min)
1 H	GRO C6-C10	2000.000	2336.956	-16.8#	117	0.00
2 S	1,2-DCB-d4 (Surrogate)	50.000	49.827	0.3	102	0.00

Data File : C:\HPCHEM\1\DATA\051420\05142014.D Vial: 30  
Acq On : 14 May 2020 10:43 pm Operator: S MCQUINN  
Sample : VOA8 ICV 051420 Inst : voa8  
Misc : ICV SW\_8015S-GRO Multiplr: 1.00  
IntFile : GRO.E

Method : C:\HPCHEM\1\METHODS\2019\051420S.M (Chemstation Integrator)  
Title : GC-PT c6-10 SOIL  
Last Update : Fri May 15 09:54:41 2020  
Response via : Multiple Level Calibration

Min. RRF : 0.000 Min. Rel. Area : 50% Max. R.T. Dev 0.50min  
Max. RRF Dev : 15% Max. Rel. Area : 150%

Compound	Amount	Calc.	%Dev	Area%	Dev(min)
----------	--------	-------	------	-------	----------

Data File : C:\HPCHEM\1\DATA\051420\05142014.D Vial: 30  
Acq On : 14 May 2020 10:43 pm Operator: S MCQUINN  
Sample : VOA8 ICV 051420 Inst : voa8  
Misc : ICV SW\_8015S-GRO Multiplr: 1.00  
IntFile : GRO.E  
Quant Time: May 15 9:55 2020 Quant Results File: 051420S.RES

Quant Method : C:\HPCHEM\1...\051420S.M (Chemstation Integrator)  
Title : GC-PT c6-10 SOIL  
Last Update : Fri May 15 09:54:41 2020  
Response via : Initial Calibration  
DataAcq Meth : 051420S.M

Volume Inj. :  
Signal Phase :  
Signal Info :

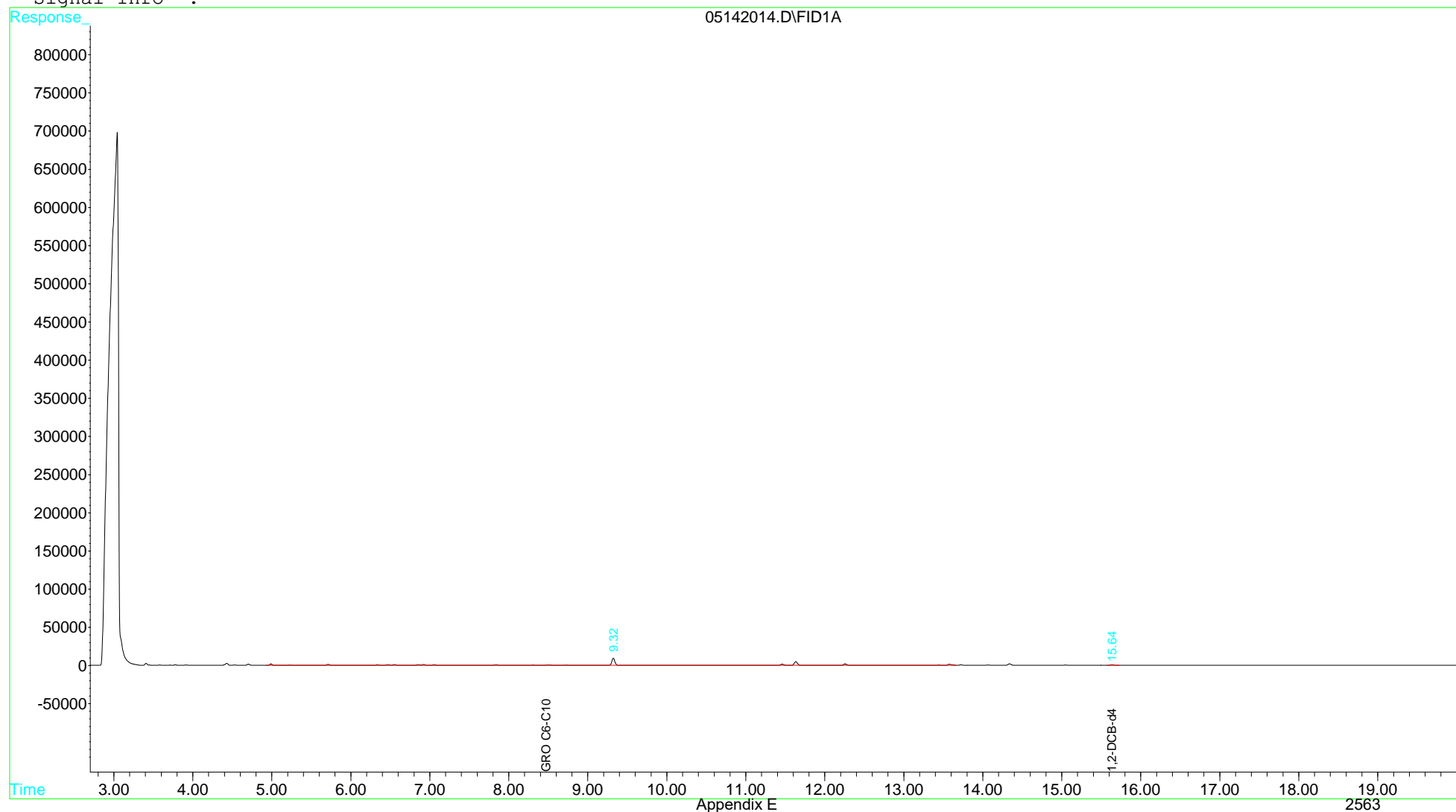
Compound	R.T.	Response	Conc Units
-----			
System Monitoring Compounds			
2) S 1,2-DCB-d4 (Surrogate)	15.64	23406	49.827 ug/KG
Target Compounds			
1) H GRO C6-C10	8.46	902087	2336.956 ug/KG

Data File : C:\HPCHEM\1\DATA\051420\05142014.D  
Acq On : 14 May 2020 10:43 pm  
Sample : VOA8 ICV 051420  
Misc : ICV SW\_8015S-GRO  
IntFile : GRO.E  
Quant Time: May 15 9:55 2020 Quant Results File: 051420S.RES

Vial: 30  
Operator: S MCQUINN  
Inst : voa8  
Multiplr: 1.00

Quant Method : C:\HPCHEM\1...\051420S.M (Chemstation Integrator)  
Title : GC-PT c6-10 SOIL  
Last Update : Fri May 15 09:54:41 2020  
Response via : Multiple Level Calibration  
DataAcq Meth : 051420S.M

Volume Inj. :  
Signal Phase :  
Signal Info :



## Form I

CLIENT SAMPLE NO.

TAFBS-S-72

Lab Name: RTI Laboratories, Inc. Contract:Lab Code: GLEN01 ClientID: USA17 SAS No.: SDG No.: 2006518Matrix: Soil Lab Sample ID: 2006518-001ASample wt/vol: 0.03003Kg Lab File ID: 07102033.DLevel: (low/med) LOW Date Collected: 6/24/2020 7:25 AM% Moisture: 9.2534 Date Received: 6/25/2020 10:00 AMExtract Volume: 1000(ul) Date Analyzed: 7/11/2020 3:10 AMSeq Number: 2314598 Dilution Factor: 1.00GC Column: Rtx-5 Batch ID: 51998Column ID: Rtx-5 cat10255(mm)CAS NO. COMPOUND CONC. UNITS:  $\mu\text{g/Kg-dry}$  Q DL LOD LOQ

DRO	Diesel Range Organics C10-C28	730	U	670	730	1800
-----	-------------------------------	-----	---	-----	-----	------

SW8015B



## Form I

CLIENT SAMPLE NO.

TAFBS-S-83

Lab Name: RTI Laboratories, Inc. Contract:Lab Code: GLEN01 ClientID: USA17 SAS No.: SDG No.: 2006518Matrix: Soil Lab Sample ID: 2006518-002ASample wt/vol: 0.03009Kg Lab File ID: 07172009.DLevel: (low/med) LOW Date Collected: 6/24/2020 7:52 AM% Moisture: 8.1734 Date Received: 6/25/2020 10:00 AMExtract Volume: 1000(ul) Date Analyzed: 7/17/2020 1:39 PMSeq Number: 2317214 Dilution Factor: 1.00GC Column: Rtx-5 Batch ID: 52012Column ID: Rtx-5 cat10255(mm)

CAS NO.	COMPOUND	CONC. UNITS: µg/Kg-dry	Q	DL	LOD	LOQ
DRO	Diesel Range Organics C10-C28	720	U	660	720	1800

SW8015B

## Form I

CLIENT SAMPLE NO.

TAFBS-S-84

Lab Name: RTI Laboratories, Inc. Contract:Lab Code: GLEN01 ClientID: USA17 SAS No.: SDG No.: 2006518Matrix: Soil Lab Sample ID: 2006518-003ASample wt/vol: 0.03003Kg Lab File ID: 07172010.DLevel: (low/med) LOW Date Collected: 6/24/2020 8:19 AM% Moisture: 6.0481 Date Received: 6/25/2020 10:00 AMExtract Volume: 1000(ul) Date Analyzed: 7/17/2020 2:06 PMSeq Number: 2317215 Dilution Factor: 1.00GC Column: Rtx-5 Batch ID: 52012Column ID: Rtx-5 cat10255(mm)CAS NO. COMPOUND CONC. UNITS:  $\mu\text{g/Kg-dry}$  Q DL LOD LOQ

DRO	Diesel Range Organics C10-C28	17000		640	710	1800
-----	-------------------------------	-------	--	-----	-----	------

SW8015B

## Form I

CLIENT SAMPLE NO.

TAFBS-S-85

Lab Name: RTI Laboratories, Inc. Contract:Lab Code: GLEN01 ClientID: USA17 SAS No.: SDG No.: 2006518Matrix: Soil Lab Sample ID: 2006518-004ASample wt/vol: 0.03005Kg Lab File ID: 07172011.DLevel: (low/med) LOW Date Collected: 6/24/2020 8:34 AM% Moisture: 5.784 Date Received: 6/25/2020 10:00 AMExtract Volume: 1000(ul) Date Analyzed: 7/17/2020 2:34 PMSeq Number: 2317216 Dilution Factor: 1.00GC Column: Rtx-5 Batch ID: 52012Column ID: Rtx-5 cat10255(mm)CAS NO. COMPOUND CONC. UNITS:  $\mu\text{g/Kg-dry}$  Q DL LOD LOQ

DRO	Diesel Range Organics C10-C28	21000		640	710	1800
-----	-------------------------------	-------	--	-----	-----	------

SW8015B

## Form I

CLIENT SAMPLE NO.

TAFBS-S-82

Lab Name: RTI Laboratories, Inc. Contract:Lab Code: GLEN01 ClientID: USA17 SAS No.: SDG No.: 2006518Matrix: Soil Lab Sample ID: 2006518-005ASample wt/vol: 0.03003Kg Lab File ID: 07172012.DLevel: (low/med) LOW Date Collected: 6/24/2020 8:59 AM% Moisture: 3.9118 Date Received: 6/25/2020 10:00 AMExtract Volume: 1000(ul) Date Analyzed: 7/17/2020 3:01 PMSeq Number: 2317217 Dilution Factor: 1.00GC Column: Rtx-5 Batch ID: 52012Column ID: Rtx-5 cat10255(mm)

CAS NO.	COMPOUND	CONC. UNITS: µg/Kg-dry	Q	DL	LOD	LOQ
DRO	Diesel Range Organics C10-C28	690	U	630	690	1700

SW8015B

## Form I

CLIENT SAMPLE NO.

TAFBS-S-86

Lab Name: RTI Laboratories, Inc. Contract:Lab Code: GLEN01 ClientID: USA17 SAS No.: SDG No.: 2006518Matrix: Soil Lab Sample ID: 2006518-006ASample wt/vol: 0.03002Kg Lab File ID: 07172013.DLevel: (low/med) LOW Date Collected: 6/24/2020 9:11 AM% Moisture: 4.5977 Date Received: 6/25/2020 10:00 AMExtract Volume: 1000(ul) Date Analyzed: 7/17/2020 3:28 PMSeq Number: 2317218 Dilution Factor: 1.00GC Column: Rtx-5 Batch ID: 52012Column ID: Rtx-5 cat10255(mm)

CAS NO.	COMPOUND	CONC. UNITS: µg/Kg-dry	Q	DL	LOD	LOQ
DRO	Diesel Range Organics C10-C28	700	U	630	700	1700

SW8015B

Form I

CLIENT SAMPLE NO.

TAFBS-S-87

Lab Name: RTI Laboratories, Inc. Contract:

Lab Code: GLEN01 ClientID: USA17 SAS No.: SDG No.: 2006518

Matrix: Soil Lab Sample ID: 2006518-007A

Sample wt/vol: 0.03003Kg Lab File ID: 07172014.D

Level: (low/med) LOW Date Collected: 6/24/2020 9:29 AM

% Moisture: 6.6064 Date Received: 6/25/2020 10:00 AM

Extract Volume: 1000(ul) Date Analyzed: 7/17/2020 3:56 PM

Seq Number: 2317219 Dilution Factor: 1.00

GC Column: Rtx-5 Batch ID: 52012

Column ID: Rtx-5 cat10255(mm)

CAS NO.	COMPOUND	CONC. UNITS: µg/Kg-dry	Q	DL	LOD	LOQ
DRO	Diesel Range Organics C10-C28	710	U	650	710	1800

SW8015B

## Form I

CLIENT SAMPLE NO.

TAFBS-S-88

Lab Name: RTI Laboratories, Inc. Contract:Lab Code: GLEN01 ClientID: USA17 SAS No.: SDG No.: 2006518Matrix: Soil Lab Sample ID: 2006518-008ASample wt/vol: 0.03001Kg Lab File ID: 07172015.DLevel: (low/med) LOW Date Collected: 6/24/2020 9:41 AM% Moisture: 4.7872 Date Received: 6/25/2020 10:00 AMExtract Volume: 1000(ul) Date Analyzed: 7/17/2020 4:23 PMSeq Number: 2317220 Dilution Factor: 1.00GC Column: Rtx-5 Batch ID: 52012Column ID: Rtx-5 cat10255(mm)

CAS NO.	COMPOUND	CONC. UNITS: µg/Kg-dry	Q	DL	LOD	LOQ
DRO	Diesel Range Organics C10-C28	700	U	640	700	1800

SW8015B

## Form I

CLIENT SAMPLE NO.

TAFBS-S-89

Lab Name: RTI Laboratories, Inc. Contract:Lab Code: GLEN01 ClientID: USA17 SAS No.: SDG No.: 2006518Matrix: Soil Lab Sample ID: 2006518-009ASample wt/vol: 0.03002Kg Lab File ID: 08042021.DLevel: (low/med) LOW Date Collected: 6/24/2020 9:52 AM% Moisture: 6.484 Date Received: 6/25/2020 10:00 AMExtract Volume: 1000(ul) Date Analyzed: 8/4/2020 6:46 PMSeq Number: 2323043 Dilution Factor: 1.00GC Column: Rtx-5 Batch ID: 52012Column ID: Rtx-5 cat10255(mm)

CAS NO.	COMPOUND	CONC. UNITS: µg/Kg-dry	Q	DL	LOD	LOQ
DRO	Diesel Range Organics C10-C28	710	U	650	710	1800

SW8015B



## Form I

CLIENT SAMPLE NO.

TAFBS-S-90

Lab Name: RTI Laboratories, Inc. Contract:Lab Code: GLEN01 ClientID: USA17 SAS No.: SDG No.: 2006518Matrix: Soil Lab Sample ID: 2006518-010ASample wt/vol: 0.03005Kg Lab File ID: 07172017.DLevel: (low/med) LOW Date Collected: 6/24/2020 10:03 AM% Moisture: 6.2099 Date Received: 6/25/2020 10:00 AMExtract Volume: 1000(ul) Date Analyzed: 7/17/2020 5:19 PMSeq Number: 2317222 Dilution Factor: 1.00GC Column: Rtx-5 Batch ID: 52012Column ID: Rtx-5 cat10255(mm)CAS NO. COMPOUND CONC. UNITS:  $\mu\text{g/Kg-dry}$  Q DL LOD LOQ

DRO	Diesel Range Organics C10-C28	7700		640	710	1800
-----	-------------------------------	------	--	-----	-----	------

SW8015B

## Form I

CLIENT SAMPLE NO.

TAFBS-S-73

Lab Name: RTI Laboratories, Inc. Contract:Lab Code: GLEN01 ClientID: USA17 SAS No.: SDG No.: 2006518Matrix: Soil Lab Sample ID: 2006518-011ASample wt/vol: 0.03001Kg Lab File ID: 08042022.DLevel: (low/med) LOW Date Collected: 6/24/2020 10:27 AM% Moisture: 6.6955 Date Received: 6/25/2020 10:00 AMExtract Volume: 5000(ul) Date Analyzed: 8/4/2020 7:13 PMSeq Number: 2323044 Dilution Factor: 1.00GC Column: Rtx-5 Batch ID: 52012Column ID: Rtx-5 cat10255(mm)CAS NO. COMPOUND CONC. UNITS:  $\mu\text{g/Kg-dry}$  Q DL LOD LOQ

DRO	Diesel Range Organics C10-C28	3600	U	3200	3600	8900
-----	-------------------------------	------	---	------	------	------

SW8015B

## Form I

CLIENT SAMPLE NO.

TAFBS-S-18

Lab Name: RTI Laboratories, Inc. Contract:Lab Code: GLEN01 ClientID: USA17 SAS No.: SDG No.: 2006518Matrix: Soil Lab Sample ID: 2006518-012ASample wt/vol: 0.03008Kg Lab File ID: 07172018.DLevel: (low/med) LOW Date Collected: 6/24/2020 11:12 AM% Moisture: 8.3574 Date Received: 6/25/2020 10:00 AMExtract Volume: 1000(ul) Date Analyzed: 7/17/2020 5:46 PMSeq Number: 2317223 Dilution Factor: 1.00GC Column: Rtx-5 Batch ID: 52012Column ID: Rtx-5 cat10255(mm)

CAS NO.	COMPOUND	CONC. UNITS: µg/Kg-dry	Q	DL	LOD	LOQ
DRO	Diesel Range Organics C10-C28	730	U	660	730	1800

SW8015B

Form I

CLIENT SAMPLE NO.

TAFBS-S-17

Lab Name: RTI Laboratories, Inc. Contract:

Lab Code: GLEN01 ClientID: USA17 SAS No.: SDG No.: 2006518

Matrix: Soil Lab Sample ID: 2006518-013A

Sample wt/vol: 0.03002Kg Lab File ID: 07202006.D

Level: (low/med) LOW Date Collected: 6/24/2020 11:44 AM

% Moisture: 5.7244 Date Received: 6/25/2020 10:00 AM

Extract Volume: 1000(ul) Date Analyzed: 7/20/2020 2:35 PM

Seq Number: 2317441 Dilution Factor: 1.00

GC Column: Rtx-5 Batch ID: 52012

Column ID: Rtx-5 cat10255(mm)

CAS NO.	COMPOUND	CONC. UNITS: µg/Kg-dry	Q	DL	LOD	LOQ
DRO	Diesel Range Organics C10-C28	710	U	640	710	1800

SW8015B

## Form I

CLIENT SAMPLE NO.

TAFBS-S-16

Lab Name: RTI Laboratories, Inc. Contract:Lab Code: GLEN01 ClientID: USA17 SAS No.: SDG No.: 2006518Matrix: Soil Lab Sample ID: 2006518-014ASample wt/vol: 0.03003Kg Lab File ID: 07202007.DLevel: (low/med) LOW Date Collected: 6/24/2020 11:53 AM% Moisture: 7.0113 Date Received: 6/25/2020 10:00 AMExtract Volume: 1000(ul) Date Analyzed: 7/20/2020 3:02 PMSeq Number: 2317640 Dilution Factor: 1.00GC Column: Rtx-5 Batch ID: 52012Column ID: Rtx-5 cat10255(mm)

CAS NO.	COMPOUND	CONC. UNITS: µg/Kg-dry	Q	DL	LOD	LOQ
DRO	Diesel Range Organics C10-C28	720	U	650	720	1800

SW8015B

## Form I

CLIENT SAMPLE NO.

TAFBS-S-15

Lab Name: RTI Laboratories, Inc. Contract:Lab Code: GLEN01 ClientID: USA17 SAS No.: SDG No.: 2006518Matrix: Soil Lab Sample ID: 2006518-015ASample wt/vol: 0.01004Kg Lab File ID: 07202008.DLevel: (low/med) LOW Date Collected: 6/24/2020 12:00 PM% Moisture: 11.3437 Date Received: 6/25/2020 10:00 AMExtract Volume: 1000(ul) Date Analyzed: 7/20/2020 3:30 PMSeq Number: 2317443 Dilution Factor: 1.00GC Column: Rtx-5 Batch ID: 52012Column ID: Rtx-5 cat10255(mm)

CAS NO.	COMPOUND	CONC. UNITS: µg/Kg-dry	Q	DL	LOD	LOQ
DRO	Diesel Range Organics C10-C28	2200	UX	2000	2200	5600

SW8015B

## Form I

CLIENT SAMPLE NO.

TAFBS-S-14

Lab Name: RTI Laboratories, Inc. Contract:Lab Code: GLEN01 ClientID: USA17 SAS No.: SDG No.: 2006518Matrix: Soil Lab Sample ID: 2006518-016ASample wt/vol: 0.03008Kg Lab File ID: 07202011.DLevel: (low/med) LOW Date Collected: 6/24/2020 12:09 PM% Moisture: 12.4912 Date Received: 6/25/2020 10:00 AMExtract Volume: 1000(ul) Date Analyzed: 7/20/2020 4:52 PMSeq Number: 2317643 Dilution Factor: 1.00GC Column: Rtx-5 Batch ID: 52012Column ID: Rtx-5 cat10255(mm)

CAS NO.	COMPOUND	CONC. UNITS: µg/Kg-dry	Q	DL	LOD	LOQ
DRO	Diesel Range Organics C10-C28	760	U	690	760	1900

SW8015B

## Form I

CLIENT SAMPLE NO.

TAFBS-S-13

Lab Name: RTI Laboratories, Inc. Contract:Lab Code: GLEN01 ClientID: USA17 SAS No.: SDG No.: 2006518Matrix: Soil Lab Sample ID: 2006518-017ASample wt/vol: 0.03002Kg Lab File ID: 07202012.DLevel: (low/med) LOW Date Collected: 6/24/2020 12:18 PM% Moisture: 8.2211 Date Received: 6/25/2020 10:00 AMExtract Volume: 1000(ul) Date Analyzed: 7/20/2020 5:19 PMSeq Number: 2317447 Dilution Factor: 1.00GC Column: Rtx-5 Batch ID: 52012Column ID: Rtx-5 cat10255(mm)

CAS NO.	COMPOUND	CONC. UNITS: µg/Kg-dry	Q	DL	LOD	LOQ
DRO	Diesel Range Organics C10-C28	730	U	660	730	1800

SW8015B



## Form I

CLIENT SAMPLE NO.

TAFBS-S-12

Lab Name: RTI Laboratories, Inc. Contract:Lab Code: GLEN01 ClientID: USA17 SAS No.: SDG No.: 2006518Matrix: Soil Lab Sample ID: 2006518-018ASample wt/vol: 0.03005Kg Lab File ID: 07202013.DLevel: (low/med) LOW Date Collected: 6/24/2020 12:26 PM% Moisture: 7.4791 Date Received: 6/25/2020 10:00 AMExtract Volume: 1000(ul) Date Analyzed: 7/20/2020 5:47 PMSeq Number: 2317448 Dilution Factor: 1.00GC Column: Rtx-5 Batch ID: 52012Column ID: Rtx-5 cat10255(mm)

CAS NO.	COMPOUND	CONC. UNITS: µg/Kg-dry	Q	DL	LOD	LOQ
DRO	Diesel Range Organics C10-C28	720	U	650	720	1800

SW8015B

## Form I

CLIENT SAMPLE NO.

TAFBS-S-11

Lab Name: RTI Laboratories, Inc. Contract:Lab Code: GLEN01 ClientID: USA17 SAS No.: SDG No.: 2006518Matrix: Soil Lab Sample ID: 2006518-019ASample wt/vol: 0.03006Kg Lab File ID: 07202014.DLevel: (low/med) LOW Date Collected: 6/24/2020 12:35 PM% Moisture: 10.8866 Date Received: 6/25/2020 10:00 AMExtract Volume: 1000(ul) Date Analyzed: 7/20/2020 6:14 PMSeq Number: 2317449 Dilution Factor: 1.00GC Column: Rtx-5 Batch ID: 52012Column ID: Rtx-5 cat10255(mm)

CAS NO.	COMPOUND	CONC. UNITS: µg/Kg-dry	Q	DL	LOD	LOQ
DRO	Diesel Range Organics C10-C28	750	U	680	750	1900

SW8015B

## Form I

CLIENT SAMPLE NO.

TAFBS-S-10

Lab Name: RTI Laboratories, Inc. Contract:Lab Code: GLEN01 ClientID: USA17 SAS No.: SDG No.: 2006518Matrix: Soil Lab Sample ID: 2006518-020ASample wt/vol: 0.03008Kg Lab File ID: 07202015.DLevel: (low/med) LOW Date Collected: 6/24/2020 12:41 PM% Moisture: 11.0629 Date Received: 6/25/2020 10:00 AMExtract Volume: 1000(ul) Date Analyzed: 7/20/2020 6:42 PMSeq Number: 2317450 Dilution Factor: 1.00GC Column: Rtx-5 Batch ID: 52012Column ID: Rtx-5 cat10255(mm)

CAS NO.	COMPOUND	CONC. UNITS: µg/Kg-dry	Q	DL	LOD	LOQ
DRO	Diesel Range Organics C10-C28	750	U	680	750	1900

SW8015B

## Form I

CLIENT SAMPLE NO.

TAFBS-S-9

Lab Name: RTI Laboratories, Inc. Contract:Lab Code: GLEN01 ClientID: USA17 SAS No.: SDG No.: 2006518Matrix: Soil Lab Sample ID: 2006518-021ASample wt/vol: 0.03003Kg Lab File ID: 07202016.DLevel: (low/med) LOW Date Collected: 6/24/2020 12:49 PM% Moisture: 9.7212 Date Received: 6/25/2020 10:00 AMExtract Volume: 1000(ul) Date Analyzed: 7/20/2020 7:09 PMSeq Number: 2317644 Dilution Factor: 1.00GC Column: Rtx-5 Batch ID: 52012Column ID: Rtx-5 cat10255(mm)

CAS NO.	COMPOUND	CONC. UNITS: µg/Kg-dry	Q	DL	LOD	LOQ
DRO	Diesel Range Organics C10-C28	740	U	670	740	1800

SW8015B

## Form I

CLIENT SAMPLE NO.

TAFBS-S-8

Lab Name: RTI Laboratories, Inc. Contract:Lab Code: GLEN01 ClientID: USA17 SAS No.: SDG No.: 2006518Matrix: Soil Lab Sample ID: 2006518-022ASample wt/vol: 0.03005Kg Lab File ID: 07162016.DLevel: (low/med) LOW Date Collected: 6/24/2020 12:59 PM% Moisture: 8.6505 Date Received: 6/25/2020 10:00 AMExtract Volume: 1000(ul) Date Analyzed: 7/16/2020 5:42 PMSeq Number: 2316949 Dilution Factor: 1.00GC Column: Rtx-5 Batch ID: 52015Column ID: Rtx-5 cat10255(mm)

CAS NO.	COMPOUND	CONC. UNITS: µg/Kg-dry	Q	DL	LOD	LOQ
DRO	Diesel Range Organics C10-C28	730	U	660	730	1800

SW8015B

## Form I

CLIENT SAMPLE NO.

TAFBS-S-7

Lab Name: RTI Laboratories, Inc. Contract:Lab Code: GLEN01 ClientID: USA17 SAS No.: SDG No.: 2006518Matrix: Soil Lab Sample ID: 2006518-023ASample wt/vol: 0.03008Kg Lab File ID: 07162017.DLevel: (low/med) LOW Date Collected: 6/24/2020 1:10 PM% Moisture: 12.7572 Date Received: 6/25/2020 10:00 AMExtract Volume: 1000(ul) Date Analyzed: 7/16/2020 6:09 PMSeq Number: 2316950 Dilution Factor: 1.00GC Column: Rtx-5 Batch ID: 52015Column ID: Rtx-5 cat10255(mm)

CAS NO.	COMPOUND	CONC. UNITS: µg/Kg-dry	Q	DL	LOD	LOQ
DRO	Diesel Range Organics C10-C28	760	U	690	760	1900

SW8015B

## Form I

CLIENT SAMPLE NO.

TAFBS-S-74

Lab Name: RTI Laboratories, Inc. Contract:Lab Code: GLEN01 ClientID: USA17 SAS No.: SDG No.: 2006518Matrix: Soil Lab Sample ID: 2006518-024ASample wt/vol: 0.03004Kg Lab File ID: 07162018.DLevel: (low/med) LOW Date Collected: 6/24/2020 1:18 PM% Moisture: 11.0482 Date Received: 6/25/2020 10:00 AMExtract Volume: 1000(ul) Date Analyzed: 7/16/2020 6:37 PMSeq Number: 2316951 Dilution Factor: 1.00GC Column: Rtx-5 Batch ID: 52015Column ID: Rtx-5 cat10255(mm)

CAS NO.	COMPOUND	CONC. UNITS: µg/Kg-dry	Q	DL	LOD	LOQ
DRO	Diesel Range Organics C10-C28	750	U	680	750	1900

SW8015B

## Form I

CLIENT SAMPLE NO.

TAFBS-S-75

Lab Name: RTI Laboratories, Inc. Contract:Lab Code: GLEN01 ClientID: USA17 SAS No.: SDG No.: 2006518Matrix: Soil Lab Sample ID: 2006518-025ASample wt/vol: 0.03005Kg Lab File ID: 07162019.DLevel: (low/med) LOW Date Collected: 6/24/2020 1:25 PM% Moisture: 8.7482 Date Received: 6/25/2020 10:00 AMExtract Volume: 1000(ul) Date Analyzed: 7/16/2020 7:04 PMSeq Number: 2316952 Dilution Factor: 1.00GC Column: Rtx-5 Batch ID: 52015Column ID: Rtx-5 cat10255(mm)

CAS NO.	COMPOUND	CONC. UNITS: µg/Kg-dry	Q	DL	LOD	LOQ
DRO	Diesel Range Organics C10-C28	730	U	660	730	1800

SW8015B



## Form I

CLIENT SAMPLE NO.

TAFBS-S-76

Lab Name: RTI Laboratories, Inc. Contract:Lab Code: GLEN01 ClientID: USA17 SAS No.: SDG No.: 2006518Matrix: Soil Lab Sample ID: 2006518-026ASample wt/vol: 0.03002Kg Lab File ID: 07162020.DLevel: (low/med) LOW Date Collected: 6/24/2020 1:33 PM% Moisture: 5.3957 Date Received: 6/25/2020 10:00 AMExtract Volume: 1000(ul) Date Analyzed: 7/16/2020 7:32 PMSeq Number: 2316953 Dilution Factor: 1.00GC Column: Rtx-5 Batch ID: 52015Column ID: Rtx-5 cat10255(mm)

CAS NO.	COMPOUND	CONC. UNITS: µg/Kg-dry	Q	DL	LOD	LOQ
DRO	Diesel Range Organics C10-C28	700	U	640	700	1800

SW8015B

## Form I

CLIENT SAMPLE NO.

MB-51998

Lab Name: RTI Laboratories, Inc. Contract:Lab Code: GLEN01ClientID: USA17

SAS No.:

SDG No.: 2006518Matrix: SolidLab Sample ID: MB-51998Sample wt/vol: 0.03006KgLab File ID: 07102007.DLevel: (low/med) LOW

Date Collected:

% Moisture:

N/A

Date Received:

Extract Volume: 1000(ul)Date Analyzed: 7/10/2020 2:45 PMSeq Number: 2314572Dilution Factor: 1.00GC Column: Rtx-5Batch ID: 51998Column ID: Rtx-5 cat10255(mm)

CAS NO.	COMPOUND	CONC. UNITS: µg/Kg	Q	DL	LOD	LOQ
DRO	Diesel Range Organics C10-C28	670	U	600	670	1700

SW8015B

## Form I

CLIENT SAMPLE NO.

LCS-51998-DRO

Lab Name: RTI Laboratories, Inc. Contract:Lab Code: GLEN01 ClientID: USA17 SAS No.: SDG No.: 2006518Matrix: Solid Lab Sample ID: LCS-51998-DROSample wt/vol: 0.03005Kg Lab File ID: 07102008.DLevel: (low/med) LOW Date Collected:% Moisture: N/A Date Received:Extract Volume: 1000(ul) Date Analyzed: 7/10/2020 3:40 PMSeq Number: 2314573 Dilution Factor: 1.00GC Column: Rtx-5 Batch ID: 51998Column ID: Rtx-5 cat10255(mm)

CAS NO.	COMPOUND	CONC. UNITS: µg/Kg	Q	DL	LOD	LOQ
DRO	Diesel Range Organics C10-C28	14000		600	670	1700

SW8015B

## Form I

CLIENT SAMPLE NO.

MS

Lab Name: RTI Laboratories, Inc. Contract:Lab Code: GLEN01 ClientID: USA17 SAS No.: SDG No.: 2006518Matrix: Solid Lab Sample ID: 2006481-025AMSSample wt/vol: 0.01008Kg Lab File ID: 07102031.DLevel: (low/med) LOW Date Collected:% Moisture: 8.2988 Date Received:Extract Volume: 1000(ul) Date Analyzed: 7/11/2020 2:15 AMSeq Number: 2314596 Dilution Factor: 1.00GC Column: Rtx-5 Batch ID: 51998Column ID: Rtx-5 cat10255(mm)

CAS NO.	COMPOUND	CONC. UNITS: µg/Kg-dry	Q	DL	LOD	LOQ
DRO	Diesel Range Organics C10-C28	89000	Q	2000	2200	5400

SW8015B

## Form I

CLIENT SAMPLE NO.

MSD

Lab Name: RTI Laboratories, Inc. Contract:Lab Code: GLEN01 ClientID: USA17 SAS No.: SDG No.: 2006518Matrix: Solid Lab Sample ID: 2006481-025AMSDSample wt/vol: 0.01006Kg Lab File ID: 07102032.DLevel: (low/med) LOW Date Collected:% Moisture: 8.2988 Date Received:Extract Volume: 1000(ul) Date Analyzed: 7/11/2020 2:42 AMSeq Number: 2314597 Dilution Factor: 1.00GC Column: Rtx-5 Batch ID: 51998Column ID: Rtx-5 cat10255(mm)

CAS NO.	COMPOUND	CONC. UNITS: µg/Kg-dry	Q	DL	LOD	LOQ
DRO	Diesel Range Organics C10-C28	69000	R	2000	2200	5400

SW8015B

Form I

CLIENT SAMPLE NO.

LCSD-51998-DRO

Lab Name: RTI Laboratories, Inc. Contract:

Lab Code: GLEN01 ClientID: USA17 SAS No.: SDG No.: 2006518

Matrix: Solid Lab Sample ID: LCSD-51998-DRO

Sample wt/vol: 0.03003Kg Lab File ID: 07102009.D

Level: (low/med) LOW Date Collected:

% Moisture: N/A Date Received:

Extract Volume: 1000(ul) Date Analyzed: 7/10/2020 4:08 PM

Seq Number: 2314574 Dilution Factor: 1.00

GC Column: Rtx-5 Batch ID: 51998

Column ID: Rtx-5 cat10255(mm)

CAS NO.	COMPOUND	CONC. UNITS: µg/Kg	Q	DL	LOD	LOQ
DRO	Diesel Range Organics C10-C28	14000		610	670	1700

SW8015B

## Form I

CLIENT SAMPLE NO.

MB-52012

Lab Name: RTI Laboratories, Inc. Contract:Lab Code: GLEN01 ClientID: USA17 SAS No.: SDG No.: 2006518Matrix: Solid Lab Sample ID: MB-52012Sample wt/vol: 0.03007Kg Lab File ID: 07172006.DLevel: (low/med) LOW Date Collected:% Moisture: N/A Date Received:Extract Volume: 1000(ul) Date Analyzed: 7/17/2020 12:17 PMSeq Number: 2317211 Dilution Factor: 1.00GC Column: Rtx-5 Batch ID: 52012Column ID: Rtx-5 cat10255(mm)

CAS NO.	COMPOUND	CONC. UNITS: µg/Kg	Q	DL	LOD	LOQ
DRO	Diesel Range Organics C10-C28	670	U	600	670	1700

SW8015B

## Form I

CLIENT SAMPLE NO.

LCS-52012

Lab Name: RTI Laboratories, Inc. Contract:Lab Code: GLEN01 ClientID: USA17 SAS No.: SDG No.: 2006518Matrix: Solid Lab Sample ID: LCS-52012Sample wt/vol: 0.03004Kg Lab File ID: 07172007.DLevel: (low/med) LOW Date Collected:% Moisture: N/A Date Received:Extract Volume: 1000(ul) Date Analyzed: 7/17/2020 12:44 PMSeq Number: 2317212 Dilution Factor: 1.00GC Column: Rtx-5 Batch ID: 52012Column ID: Rtx-5 cat10255(mm)

CAS NO.	COMPOUND	CONC. UNITS: µg/Kg	Q	DL	LOD	LOQ
DRO	Diesel Range Organics C10-C28	20000		610	670	1700

SW8015B



## Form I

CLIENT SAMPLE NO.

TAFBS-S-15MS

Lab Name: RTI Laboratories, Inc. Contract:Lab Code: GLEN01 ClientID: USA17 SAS No.: SDG No.: 2006518Matrix: Soil Lab Sample ID: 2006518-015ASample wt/vol: 0.01004Kg Lab File ID: 07202009.DLevel: (low/med) LOW Date Collected: 6/24/2020 12:00 PM% Moisture: 11.3437 Date Received: 6/25/2020 10:00 AMExtract Volume: 1000(ul) Date Analyzed: 7/20/2020 3:57 PMSeq Number: 2317641 Dilution Factor: 1.00GC Column: Rtx-5 Batch ID: 52012Column ID: Rtx-5 cat10255(mm)

CAS NO.	COMPOUND	CONC. UNITS: µg/Kg-dry	Q	DL	LOD	LOQ
DRO	Diesel Range Organics C10-C28	79000	Q	2000	2200	5600

SW8015B

## Form I

CLIENT SAMPLE NO.

TAFBS-S-15MSD

Lab Name: RTI Laboratories, Inc. Contract:Lab Code: GLEN01 ClientID: USA17 SAS No.: SDG No.: 2006518Matrix: Soil Lab Sample ID: 2006518-015ASample wt/vol: 0.01004Kg Lab File ID: 07202010.DLevel: (low/med) LOW Date Collected: 6/24/2020 12:00 PM% Moisture: 11.3437 Date Received: 6/25/2020 10:00 AMExtract Volume: 1000(ul) Date Analyzed: 7/20/2020 4:24 PMSeq Number: 2317642 Dilution Factor: 1.00GC Column: Rtx-5 Batch ID: 52012Column ID: Rtx-5 cat10255(mm)

CAS NO.	COMPOUND	CONC. UNITS: µg/Kg-dry	Q	DL	LOD	LOQ
DRO	Diesel Range Organics C10-C28	99000	RQ	2000	2200	5600

SW8015B

## Form I

CLIENT SAMPLE NO.

LCSD-52012

Lab Name: RTI Laboratories, Inc. Contract:Lab Code: GLEN01 ClientID: USA17 SAS No.: SDG No.: 2006518Matrix: Solid Lab Sample ID: LCSD-52012Sample wt/vol: 0.03006Kg Lab File ID: 07172008.DLevel: (low/med) LOW Date Collected:% Moisture: N/A Date Received:Extract Volume: 1000(ul) Date Analyzed: 7/17/2020 1:11 PMSeq Number: 2317213 Dilution Factor: 1.00GC Column: Rtx-5 Batch ID: 52012Column ID: Rtx-5 cat10255(mm)

CAS NO.	COMPOUND	CONC. UNITS: µg/Kg	Q	DL	LOD	LOQ
DRO	Diesel Range Organics C10-C28	19000		600	670	1700

SW8015B

## Form I

CLIENT SAMPLE NO.

MB-52015

Lab Name: RTI Laboratories, Inc. Contract:Lab Code: GLEN01 ClientID: USA17 SAS No.: SDG No.: 2006518Matrix: Solid Lab Sample ID: MB-52015Sample wt/vol: 0.03004Kg Lab File ID: 07162010.DLevel: (low/med) LOW Date Collected:% Moisture: N/A Date Received:Extract Volume: 1000(ul) Date Analyzed: 7/16/2020 2:57 PMSeq Number: 2316943 Dilution Factor: 1.00GC Column: Rtx-5 Batch ID: 52015Column ID: Rtx-5 cat10255(mm)

CAS NO.	COMPOUND	CONC. UNITS: µg/Kg	Q	DL	LOD	LOQ
DRO	Diesel Range Organics C10-C28	670	U	610	670	1700

SW8015B

## Form I

CLIENT SAMPLE NO.

LCS-52015

Lab Name: RTI Laboratories, Inc. Contract:Lab Code: GLEN01 ClientID: USA17 SAS No.: SDG No.: 2006518Matrix: Solid Lab Sample ID: LCS-52015Sample wt/vol: 0.03007Kg Lab File ID: 07162011.DLevel: (low/med) LOW Date Collected:% Moisture: N/A Date Received:Extract Volume: 1000(ul) Date Analyzed: 7/16/2020 3:25 PMSeq Number: 2316944 Dilution Factor: 1.00GC Column: Rtx-5 Batch ID: 52015Column ID: Rtx-5 cat10255(mm)

CAS NO.	COMPOUND	CONC. UNITS: µg/Kg	Q	DL	LOD	LOQ
DRO	Diesel Range Organics C10-C28	17000		600	670	1700

SW8015B

## Form I

CLIENT SAMPLE NO.

MS

Lab Name: RTI Laboratories, Inc. Contract:Lab Code: GLEN01 ClientID: USA17 SAS No.: SDG No.: 2006518Matrix: Solid Lab Sample ID: 2006583-006AMSSample wt/vol: 0.01009Kg Lab File ID: 07162014.DLevel: (low/med) LOW Date Collected:% Moisture: 5.4584 Date Received:Extract Volume: 1000(ul) Date Analyzed: 7/16/2020 4:47 PMSeq Number: 2316947 Dilution Factor: 1.00GC Column: Rtx-5 Batch ID: 52015Column ID: Rtx-5 cat10255(mm)

CAS NO.	COMPOUND	CONC. UNITS: µg/Kg-dry	Q	DL	LOD	LOQ
DRO	Diesel Range Organics C10-C28	68000		1900	2100	5200

SW8015B

## Form I

CLIENT SAMPLE NO.

MSD

Lab Name: RTI Laboratories, Inc. Contract:Lab Code: GLEN01 ClientID: USA17 SAS No.: SDG No.: 2006518Matrix: Solid Lab Sample ID: 2006583-006AMSDSample wt/vol: 0.01007Kg Lab File ID: 07162015.DLevel: (low/med) LOW Date Collected:% Moisture: 5.4584 Date Received:Extract Volume: 1000(ul) Date Analyzed: 7/16/2020 5:15 PMSeq Number: 2316948 Dilution Factor: 1.00GC Column: Rtx-5 Batch ID: 52015Column ID: Rtx-5 cat10255(mm)

CAS NO.	COMPOUND	CONC. UNITS: µg/Kg-dry	Q	DL	LOD	LOQ
DRO	Diesel Range Organics C10-C28	78000	Q	1900	2100	5300

SW8015B

## Form I

CLIENT SAMPLE NO.

LCSD-52015

Lab Name: RTI Laboratories, Inc. Contract:Lab Code: GLEN01 ClientID: USA17 SAS No.: SDG No.: 2006518Matrix: Solid Lab Sample ID: LCSD-52015Sample wt/vol: 0.03005Kg Lab File ID: 07162012.DLevel: (low/med) LOW Date Collected:% Moisture: N/A Date Received:Extract Volume: 1000(ul) Date Analyzed: 7/16/2020 3:52 PMSeq Number: 2316945 Dilution Factor: 1.00GC Column: Rtx-5 Batch ID: 52015Column ID: Rtx-5 cat10255(mm)

CAS NO.	COMPOUND	CONC. UNITS: µg/Kg	Q	DL	LOD	LOQ
DRO	Diesel Range Organics C10-C28	18000		600	670	1700

SW8015B



FORM II B  
SYSTEM MONITORING COMPOUND RECOVERY

Lab Name: RTI Laboratories, Inc. Contract: USA17  
 Lab Code: GLEN01 Client No: USA17  
 SAS No.: SDG No.: 2006518 Level (low/med): low  
 GC Column(1): Rtx-5 ID: Rtx-5 cat10255(mm)  
 GC Column(2): ID: (mm)

	Client SAMPLE NO.	TOT OUT	SMC #
01	MB-51117	0	91.3
02	MB-51998	0	94.1
03	LCS-51998-DRO	1	134 *
04	LCSD-51998-DRO	2	139 *
05	MS	0	125
11	MS	2	125
06	MSD	1	147 *
12	MSD	2	147 *
07	TAFBS-S-72	0	118
08	MB-52015	0	116
09	LCS-52015	0	110
10	LCSD-52015	0	120
13	TAFBS-S-8	0	106
14	TAFBS-S-7	0	114
15	TAFBS-S-74	1	128
16	TAFBS-S-75	0	118
17	TAFBS-S-76	1	135 *
18	MB-52012	0	110
19	LCS-52012	0	128
20	LCSD-52012	0	126
21	TAFBS-S-83	1	130 *
22	TAFBS-S-84	0	119
23	TAFBS-S-85	1	121
24	TAFBS-S-82	0	125
25	TAFBS-S-86	0	122
26	TAFBS-S-87	0	121
27	TAFBS-S-88	0	116

	Client SAMPLE NO.	TOT OUT	SMC #
28	TAFBS-S-90	0	114
29	TAFBS-S-18	1	128
30	TAFBS-S-17	0	109
31	TAFBS-S-16	2	147 *
32	TAFBS-S-15	1	142 *
33	TAFBS-S-15MS	1	123
34	TAFBS-S-15MSD	2	167 *
35	TAFBS-S-14	2	133 *
36	TAFBS-S-13	1	131 *
37	TAFBS-S-12	1	143 *
38	TAFBS-S-11	1	139 *
39	TAFBS-S-10	1	134 *
40	TAFBS-S-9	1	142 *
41	MB-52127	1	101
42	MB-52164	1	59.5 *
43	TAFBS-S-89	2	19.4 *
44	TAFBS-S-73	2	172 *

		QC Limit
SMC1	=n-Eicosane	60-130
SMC2	=Squalene	60-130

# Column to be used to flag recovery values

\* Values outside of contract required QC limits

FORM II

SW8015B

FORM III  
SYSTEM MONITORING SPIKE/DUPLICATE RECOVERY

Lab Name: RTI Laboratories, Inc. Contract: USA17

Lab Code: GLEN01 ClientID: USA17 SAS No.: SDG No.: 2006518

Sample ID: 2006481-025AMSD Level: (low/med) LOW

COMPOUND	SPIKE ADDED Units (µg/Kg)	SAMPLE CONC. Units (µg/Kg)	MS CONC. Units (µg/Kg)	MS % REC #	QC LIMITS REC	SPIKE ADDED Units (µg/Kg)	MSD CONC. Units (µg/Kg)	MSD % REC #	% RPD #	QC LIMITS RPD REC	
Diesel Range Organics C10-C28	54000	0	89000	165*	38-132	54000	69000	127	26.0*	20	38-132

# Column to be used to flag recovery and RPD values with an asterisk

\* Values outside of QC limits

RPD: 1 out of 1 outside limits

Spike Recovery: 1 out of 2 outside limits

FORM III  
SYSTEM MONITORING SPIKE/DUPLICATE RECOVERY

Lab Name: RTI Laboratories, Inc. Contract: USA17

Lab Code: GLEN01 ClientID: USA17 SAS No.: SDG No.: 2006518

Sample ID: 2006518-015A Level: (low/med) LOW

COMPOUND	SPIKE ADDED Units (µg/Kg)	SAMPLE CONC. Units (µg/Kg)	MS CONC. Units (µg/Kg)	MS % REC #	QC LIMITS REC	SPIKE ADDED Units (µg/Kg)	MSD CONC. Units (µg/Kg)	MSD % REC #	% RPD #	QC LIMITS RPD REC	
Diesel Range Organics C10-C28	56000	0	79000	141*	38-132	56000	99000	177*	22.4*	20	38-132

# Column to be used to flag recovery and RPD values with an asterisk

\* Values outside of QC limits

RPD: 1 out of 1 outside limits

Spike Recovery: 2 out of 2 outside limits

FORM III  
SYSTEM MONITORING SPIKE/DUPLICATE RECOVERY

Lab Name: RTI Laboratories, Inc. Contract: USA17

Lab Code: GLEN01 ClientID: USA17 SAS No.:                      SDG No.: 2006518

Sample ID: 2006583-006AMSD Level: (low/med) LOW

COMPOUND	SPIKE ADDED Units (µg/Kg)	SAMPLE CONC. Units (µg/Kg)	MS CONC. Units (µg/Kg)	MS % REC #	QC LIMITS REC	SPIKE ADDED Units (µg/Kg)	MSD CONC. Units (µg/Kg)	MSD % REC #	% RPD #	QC LIMITS RPD                  REC	
Diesel Range Organics C10-C28	52000	0	68000	129	38-132	53000	78000	148*	13.8	20	38-132

# Column to be used to flag recovery and RPD values with an asterisk

\* Values outside of QC limits

RPD: 0 out of 1 outside limits

Spike Recovery: 1 out of 2 outside limits

FORM III  
SYSTEM MONITORING SPIKE/DUPLICATE RECOVERY

Lab Name: RTI Laboratories, Inc. Contract: USA17

Lab Code: GLEN01 ClientID: USA17 SAS No.: SDG No.: 2006518

Sample ID: LCSD-51998-DRO Level: (low/med) LOW

COMPOUND	SPIKE ADDED Units (µg/Kg)	SAMPLE CONC. Units (µg/Kg)	MS CONC. Units (µg/Kg)	MS % REC #	QC LIMITS REC	SPIKE ADDED Units (µg/Kg)	MSD CONC. Units (µg/Kg)	MSD % REC #	% RPD #	QC LIMITS RPD REC	
Diesel Range Organics C10-C28	17000	0	14000	82.5	38-132	17000	14000	83.5	1.19*	0	38-132

# Column to be used to flag recovery and RPD values with an asterisk

\* Values outside of QC limits

RPD: 1 out of 1 outside limits

Spike Recovery: 0 out of 2 outside limits

FORM III  
SYSTEM MONITORING SPIKE/DUPLICATE RECOVERY

Lab Name: RTI Laboratories, Inc. Contract: USA17

Lab Code: GLEN01 ClientID: USA17 SAS No.: SDG No.: 2006518

Sample ID: LCSD-52012 Level: (low/med) LOW

COMPOUND	SPIKE ADDED Units (µg/Kg)	SAMPLE CONC. Units (µg/Kg)	MS CONC. Units (µg/Kg)	MS % REC #	QC LIMITS REC	SPIKE ADDED Units (µg/Kg)	MSD CONC. Units (µg/Kg)	MSD % REC #	% RPD #	QC LIMITS RPD REC	
Diesel Range Organics C10-C28	17000	0	20000	121	38-132	17000	19000	115	5.43*	0	38-132

# Column to be used to flag recovery and RPD values with an asterisk

\* Values outside of QC limits

RPD: 1 out of 1 outside limits

Spike Recovery: 0 out of 2 outside limits

FORM III  
SYSTEM MONITORING SPIKE/DUPLICATE RECOVERY

Lab Name: RTI Laboratories, Inc. Contract: USA17

Lab Code: GLEN01 ClientID: USA17 SAS No.: SDG No.: 2006518

Sample ID: LCSD-52015 Level: (low/med) LOW

COMPOUND	SPIKE ADDED Units (µg/Kg)	SAMPLE CONC. Units (µg/Kg)	MS CONC. Units (µg/Kg)	MS % REC #	QC LIMITS REC	SPIKE ADDED Units (µg/Kg)	MSD CONC. Units (µg/Kg)	MSD % REC #	% RPD #	QC LIMITS RPD REC	
Diesel Range Organics C10-C28	17000	0	17000	102	38-132	17000	18000	106	3.51*	0	38-132

# Column to be used to flag recovery and RPD values with an asterisk

\* Values outside of QC limits

RPD: 1 out of 1 outside limits

Spike Recovery: 0 out of 2 outside limits



FORM IV  
METHOD BLANK SUMMARY

Client SAMPLE NO.

MB-51998

Lab Name: RTI Laboratories, Inc. Contract: USA17  
 Lab Code: GLEN01 ClientID: USA17 SAS No.: SDG No.: 2006518  
 Lab File ID: 07102007.D Lab Sample ID: MB-51998  
 Date/Time Analyzed: 7/10/2020 2:45 PM Instrument ID: GC-FID-NPD  
 GC Column: Rtx-5 Matrix: S  
 Column ID: Rtx-5 cat10255(mm)

THIS METHOD BLANK APPLIES TO THE FOLLOWING: SAMPLES, LCS, LCSD, MS AND MSD

	CLIENT SAMPLE NO.	LAB SAMPLE ID	FILE ID	DATE ANALYZED
01	LCS-51998-DRO	LCS-51998-DRO	07102008.D	7/10/2020 3:40 PM
02	LCSD-51998-DRO	LCSD-51998-DRO	07102009.D	7/10/2020 4:08 PM
03	ZZZZZ	2006481-008A	07102010.D	7/10/2020 4:36 PM
04	ZZZZZ	2006481-009A	07102011.D	7/10/2020 5:04 PM
05	ZZZZZ	2006481-010A	07102012.D	7/10/2020 5:31 PM
06	ZZZZZ	2006481-011A	07102013.D	7/10/2020 5:59 PM
07	ZZZZZ	2006481-012A	07102014.D	7/10/2020 6:27 PM
08	ZZZZZ	2006481-013A	07102015.D	7/10/2020 6:54 PM
09	ZZZZZ	2006481-014A	07102016.D	7/10/2020 7:22 PM
10	ZZZZZ	2006481-015A	07102017.D	7/10/2020 7:49 PM
11	ZZZZZ	2006481-016A	07102018.D	7/10/2020 8:17 PM
12	ZZZZZ	2006481-017A	07102019.D	7/10/2020 8:45 PM
13	ZZZZZ	2006481-018A	07102023.D	7/10/2020 10:35 PM
14	ZZZZZ	2006481-019A	07102024.D	7/10/2020 11:02 PM
15	ZZZZZ	2006481-020A	07102025.D	7/10/2020 11:30 PM
16	ZZZZZ	2006481-021A	07102026.D	7/10/2020 11:57 PM
17	ZZZZZ	2006481-022A	07102027.D	7/11/2020 12:25 AM
18	ZZZZZ	2006481-023A	07102028.D	7/11/2020 12:52 AM
19	ZZZZZ	2006481-024A	07102029.D	7/11/2020 1:20 AM
20	ZZZZZ	2006481-025A	07102030.D	7/11/2020 1:47 AM
21	MS	2006481-025AMS	07102031.D	7/11/2020 2:15 AM
22	MSD	2006481-025AMSD	07102032.D	7/11/2020 2:42 AM
23	TAFBS-S-72	2006518-001A	07102033.D	7/11/2020 3:10 AM
24	ZZZZZ	2006481-007A	07102034.D	7/11/2020 3:37 AM

FORM IV  
METHOD BLANK SUMMARY

Client SAMPLE NO.

MB-52012

Lab Name: RTI Laboratories, Inc.

Contract: USA17

Lab Code: GLEN01 ClientID: USA17

SAS No.: SDG No.: 2006518

Lab File ID: 07172006.D

Lab Sample ID: MB-52012

Date/Time Analyzed: 7/17/2020 12:17 PM

Instrument ID: GC-FID-NPD

GC Column: Rtx-5

Matrix: S

Column ID: Rtx-5 cat10255 (mm)

THIS METHOD BLANK APPLIES TO THE FOLLOWING: SAMPLES, LCS, LCSD, MS AND MSD

	CLIENT SAMPLE NO.	LAB SAMPLE ID	FILE ID	DATE ANALYZED
01	LCS-52012	LCS-52012	07172007.D	7/17/2020 12:44 PM
02	LCSD-52012	LCSD-52012	07172008.D	7/17/2020 1:11 PM
03	TAFBS-S-83	2006518-002A	07172009.D	7/17/2020 1:39 PM
04	TAFBS-S-84	2006518-003A	07172010.D	7/17/2020 2:06 PM
05	TAFBS-S-85	2006518-004A	07172011.D	7/17/2020 2:34 PM
06	TAFBS-S-82	2006518-005A	07172012.D	7/17/2020 3:01 PM
07	TAFBS-S-86	2006518-006A	07172013.D	7/17/2020 3:28 PM
08	TAFBS-S-87	2006518-007A	07172014.D	7/17/2020 3:56 PM
09	TAFBS-S-88	2006518-008A	07172015.D	7/17/2020 4:23 PM
10	ZZZZZ	2006518-009A	07172016.D	7/17/2020 4:51 PM
11	TAFBS-S-90	2006518-010A	07172017.D	7/17/2020 5:19 PM
12	TAFBS-S-18	2006518-012A	07172018.D	7/17/2020 5:46 PM
13	TAFBS-S-17	2006518-013A	07202006.D	7/20/2020 2:35 PM
14	TAFBS-S-16	2006518-014A	07202007.D	7/20/2020 3:02 PM
15	TAFBS-S-15	2006518-015A	07202008.D	7/20/2020 3:30 PM
16	TAFBS-S-15MS	2006518-015A	07202009.D	7/20/2020 3:57 PM
17	TAFBS-S-15MSD	2006518-015A	07202010.D	7/20/2020 4:24 PM
18	TAFBS-S-14	2006518-016A	07202011.D	7/20/2020 4:52 PM
19	TAFBS-S-13	2006518-017A	07202012.D	7/20/2020 5:19 PM
20	TAFBS-S-12	2006518-018A	07202013.D	7/20/2020 5:47 PM
21	TAFBS-S-11	2006518-019A	07202014.D	7/20/2020 6:14 PM
22	TAFBS-S-10	2006518-020A	07202015.D	7/20/2020 6:42 PM
23	TAFBS-S-9	2006518-021A	07202016.D	7/20/2020 7:09 PM
24	TAFBS-S-89	2006518-009A	08042021.D	8/4/2020 6:46 PM
25	TAFBS-S-73	2006518-011A	08042022.D	8/4/2020 7:13 PM

FORM IV  
METHOD BLANK SUMMARY

Client SAMPLE NO.

MB-52015

Lab Name: RTI Laboratories, Inc.

Contract: USA17

Lab Code: GLEN01 ClientID: USA17

SAS No.: SDG No.: 2006518

Lab File ID: 07162010.D

Lab Sample ID: MB-52015

Date/Time Analyzed: 7/16/2020 2:57 PM

Instrument ID: GC-FID-NPD

GC Column: Rtx-5

Matrix: S

Column ID: Rtx-5 cat10255(mm)

THIS METHOD BLANK APPLIES TO THE FOLLOWING: SAMPLES, LCS, LCSD, MS AND MSD

	CLIENT SAMPLE NO.	LAB SAMPLE ID	FILE ID	DATE ANALYZED
01	LCS-52015	LCS-52015	07162011.D	7/16/2020 3:25 PM
02	LCSD-52015	LCSD-52015	07162012.D	7/16/2020 3:52 PM
03	ZZZZZ	2006583-006A	07162013.D	7/16/2020 4:20 PM
04	MS	2006583-006AMS	07162014.D	7/16/2020 4:47 PM
05	MSD	2006583-006AMSD	07162015.D	7/16/2020 5:15 PM
06	TAFBS-S-8	2006518-022A	07162016.D	7/16/2020 5:42 PM
07	TAFBS-S-7	2006518-023A	07162017.D	7/16/2020 6:09 PM
08	TAFBS-S-74	2006518-024A	07162018.D	7/16/2020 6:37 PM
09	TAFBS-S-75	2006518-025A	07162019.D	7/16/2020 7:04 PM
10	TAFBS-S-76	2006518-026A	07162020.D	7/16/2020 7:32 PM
11	ZZZZZ	2006454-002A	07162021.D	7/16/2020 7:59 PM
12	ZZZZZ	2006454-008A	07162022.D	7/16/2020 8:27 PM
13	ZZZZZ	2006454-009A	07162023.D	7/16/2020 8:54 PM
14	ZZZZZ	2006454-012A	07162024.D	7/16/2020 9:22 PM
15	ZZZZZ	2006583-001A	07162029.D	7/16/2020 11:38 PM
16	ZZZZZ	2006583-003A	07162030.D	7/17/2020 12:05 AM
17	ZZZZZ	2006583-004A	07162031.D	7/17/2020 12:33 AM
18	ZZZZZ	2006583-005A	07162032.D	7/17/2020 1:00 AM
19	ZZZZZ	2006583-007A	07162033.D	7/17/2020 1:27 AM
20	ZZZZZ	2006583-008A	07162034.D	7/17/2020 1:54 AM
21	ZZZZZ	2006583-009A	07162035.D	7/17/2020 2:21 AM
22	ZZZZZ	2006583-010A	07162036.D	7/17/2020 2:48 AM
23	ZZZZZ	2006454-018A	07162037.D	7/17/2020 3:16 AM
24	ZZZZZ	2006583-002A	07162038.D	7/17/2020 3:43 AM
25	ZZZZZ	2006583-002A	07202022.D	7/20/2020 9:53 PM
26	ZZZZZ	2006583-001A	07202023.D	7/20/2020 10:21 PM

FORM VI  
Petroleum Hydrocarbons INITIAL CALIBRATION DATA

Lab Name: RTI Laboratories, Inc. Contract:

Lab Code: GLEN01 Workorder: 2006518

Calibration ID: 116937

Instrument ID: GC-FID-NPD

Calibration Begin Date/Time: 2/28/2020 9:53 AM

GC Column: Rtx-5 cat10255

Calibration End Date/Time: 2/28/2020 3:20 PM

Column ID: Rtx-5 (mm)

LAB FILE ID:

ICAL1-ORO-02282002282010.D

ICAL2-ORO-02282002282011.D

ICAL5-ORO-02282002282014.D

ICAL6-DRO-02282002282008.D

ICAL5-ORO-02282002282014.D

ICAL6-DRO-02282002282008.D

COMPOUND	ICAL1- ORO- 022820	ICAL2- ORO- 022820	ICAL3- ORO- 022820	ICAL4- ORO- 022820	ICAL5- ORO- 022820	ICAL6- DRO- 022820					<div>—</div> CF	% RSD	R <sup>2</sup>	Curve Type
Diesel Range Organics C10-C28	2506600	1948800	1777900	1769700	1841600	1755200	0	0	0	0			0.999450	LINEAR
n-Eicosane	2346700	2244700	1682600	1969300	1916300	1887600	0	0	0	0			0.998179	LINEAR
Squalene	2162500	1891900	1534000	1583800	1631400	1645700	0	0	0	0			0.998673	LINEAR

\* Compounds with required minimum RRF and maximum %RSD values.

All other compounds must meet a minimum RRF of 0.010.

FORM VI  
Petroleum Hydrocarbons INITIAL CALIBRATION DATA

Lab Name: RTI Laboratories, Inc. Contract:

Lab Code: GLEN01 Workorder: 2006518

Calibration ID: 119812

Instrument ID: GC-FID-NPD

Calibration Begin Date/Time: 7/29/2020 9:21 PM

GC Column: Rtx-5 cat10255

Calibration End Date/Time: 7/30/2020 2:47 AM

Column ID: Rtx-5 (mm)

LAB FILE ID:

ICAL1-DRO-07292007292003.D

ICAL2-DRO-07292007292004.D

ICAL5-DRO-07292007292007.D

ICAL6-DRO-07292007292008.D

ICAL5-DRO-07292007292007.D

ICAL6-DRO-07292007292008.D

COMPOUND	ICAL1-DRO-072920	ICAL2-DRO-072920	ICAL3-DRO-072920	ICAL4-DRO-072920	ICAL5-DRO-072920	ICAL6-DRO-072920						CF	% RSD	R <sup>2</sup>	Curve Type
Diesel Range Organics C10-C28	4239300	2528200	2365700	2125800	2235600	2172700	0	0	0	0				0.999793	LINEAR
n-Eicosane	3574300	2772600	2438700	2287300	2535100	2466600	0	0	0	0				0.997490	LINEAR
Squalene	2905100	2113300	2139300	2029100	2120700	1930700	0	0	0	0				0.997869	LINEAR

\* Compounds with required minimum RRF and maximum %RSD values.

All other compounds must meet a minimum RRF of 0.010.

## FORM VI C

## Petroleum Hydrocarbons INITIAL CALIBRATION DATA - RETENTION TIMES

Lab Name: RTI Laboratories, Inc. Contract:Lab Code: GLEN01Workorder: 2006518Calibration ID: 116937Instrument ID: GC-FID-NPDCalibration Begin Date/Time: 2/28/2020 9:53 AMGC Column: Rtx-5 cat10255Calibration End Date/Time: 2/28/2020 3:20 PMColumn ID: Rtx-5 (mm)

## LAB FILE ID:

ICAL1-ORO-022820 02282010.DICAL2-ORO-022820 02282011.DICAL5-ORO-022820 02282014.DICAL6-DRO-022820 02282008.DICAL5-ORO-022820 02282014.DICAL6-DRO-022820 02282008.D

COMPOUND	ICAL1- ORO- 022820	ICAL2- ORO- 022820	ICAL3- ORO- 022820	ICAL4- ORO- 022820	ICAL5- ORO- 022820	ICAL6- DRO- 022820					Mean RT	Lower RT Limit	Upper RT Limit	
Diesel Range Organics C10-C20	5.05	5.05	5.05	5.05	5.05	5.05	0	0	0	0	5.05	5.05	5.05	
Diesel Range Organics C10-C25	5.15	5.15	5.15	5.15	5.15	5.15	0	0	0	0	5.15	5.15	5.15	
Diesel Range Organics C10-C28	6.85	6.85	6.85	6.85	6.85	6.85	0	0	0	0	6.85	6.85	6.85	
Diesel Range Organics C10-C36	0	8.4	8.4	8.4	8.4	8.4	0	0	0	0	8.40	8.40	8.40	
n-Eicosane	8.83	8.83	8.83	8.83	8.83	8.83	0	0	0	0	8.83	8.83	8.83	
Oil Range Organics C20-C34	9.23	9.23	9.23	9.23	9.23	9.23	0	0	0	0	9.23	9.23	9.23	
Oil Range Organics C25-C36	10.7	10.7	10.7	10.7	10.7	10.7	0	0	0	0	10.70	10.70	10.70	
Squalene	11.559	11.558	11.558	11.559	11.559	11.559	0	0	0	0	11.56	11.56	11.56	

## FORM VI C

## Petroleum Hydrocarbons INITIAL CALIBRATION DATA - RETENTION TIMES

Lab Name: RTI Laboratories, Inc. Contract:Lab Code: GLEN01Workorder: 2006518Calibration ID: 119812Instrument ID: GC-FID-NPDCalibration Begin Date/Time: 7/29/2020 9:21 PMGC Column: Rtx-5 cat10255Calibration End Date/Time: 7/30/2020 2:47 AMColumn ID: Rtx-5 (mm)

## LAB FILE ID:

ICAL1-DRO-072920 07292003.DICAL2-DRO-072920 07292004.DICAL5-DRO-072920 07292007.DICAL6-DRO-072920 07292008.DICAL5-DRO-072920 07292007.DICAL6-DRO-072920 07292008.D

COMPOUND	ICAL1-DRO-072920	ICAL2-DRO-072920	ICAL3-ORO-072920	ICAL4-ORO-072920	ICAL5-DRO-072920	ICAL6-DRO-072920					Mean RT	Lower RT Limit	Upper RT Limit	
Diesel Range Organics C10-C20	5.05	5.05	5.05	5.05	5.05	5.05	0	0	0	0	5.05	5.05	5.05	
Diesel Range Organics C10-C25	5.15	5.15	5.15	5.15	5.15	5.15	0	0	0	0	5.15	5.15	5.15	
Diesel Range Organics C10-C28	6.85	6.85	6.85	6.85	6.85	6.85	0	0	0	0	6.85	6.85	6.85	
Diesel Range Organics C10-C36	0	8.4	8.4	8.4	8.4	8.4	0	0	0	0	8.40	8.40	8.40	
n-Eicosane	8.822	8.822	8.821	8.822	8.822	8.822	0	0	0	0	8.82	8.82	8.82	
Oil Range Organics C20-C34	9.23	9.23	9.23	9.23	9.23	9.23	0	0	0	0	9.23	9.23	9.23	
Oil Range Organics C25-C36	10.7	10.7	10.7	10.7	10.7	10.7	0	0	0	0	10.70	10.70	10.70	
Squalene	11.562	11.562	11.563	11.564	11.564	11.564	0	0	0	0	11.56	11.56	11.56	

FORM VII B  
CONTINUING CALIBRATION CHECK

Lab Name: RTI Laboratories, Inc.

Contract: USA17

Case No: USA17

Lab Code: GLEN01

SAS No.:

SDG No.: 2006518

Instrument ID: GC-FID-NPD

Lab File ID: 02282009.D

Sample ID: ICV-DRO-022820

GC Column: Rtx-5

GC Column ID: Rtx-5 cat10255(mm)

Cal. Begin Date: 2/28/2020 9:53 AM

Cal. End Date: 2/28/2020 3:20 PM

COMPOUND	CURVE TYPE	ICAL Avg RRF	minRRF	RRF	%D	MAX %D	THEO CONC	RCVR CONC	%Drift	MAX %D <sup>2</sup>
Diesel Range Organics C10-C28	LINEAR	0	0.10000	1838000		20	1000	1000	1.65	20
n-Eicosane	LINEAR	0	0.10000	0		20	10.0	0	100	20
Squalene	LINEAR	0	0.10000	1687900		20	20.0	21.0	3.03	20



FORM VII B  
CONTINUING CALIBRATION CHECK

Lab Name: RTI Laboratories, Inc.

Contract: USA17

Case No: USA17

Lab Code: GLEN01

SAS No.:

SDG No.: 2006518

Instrument ID: GC-FID-NPD

Lab File ID: 07102004.D

Sample ID: CCV-DRO-071020

GC Column: Rtx-5

GC Column ID: Rtx-5 cat10255(mm)

Cal. Begin Date: 2/28/2020 9:53 AM

Cal. End Date: 2/28/2020 3:20 PM

COMPOUND	CURVE TYPE	ICAL Avg RRF	minRRF	RRF	%D	MAX %D	THEO CONC	RCVR CONC	%Drift	MAX %D <sup>2</sup>
Diesel Range Organics C10-C28	LINEAR	0	0.10000	1753900		20	1000	970	3.08	20
n-Eicosane	LINEAR	0	0.10000	0		20	10.0	0	100	20
Squalene	LINEAR	0	0.10000	1663300		20	20.0	20.0	1.47	20

FORM VII B  
CONTINUING CALIBRATION CHECK

Lab Name: RTI Laboratories, Inc.

Contract: USA17

Case No: USA17

Lab Code: GLEN01

SAS No.:

SDG No.: 2006518

Instrument ID: GC-FID-NPD

Lab File ID: 07102006.D

Sample ID: CCV-ORO-071020

GC Column: Rtx-5

GC Column ID: Rtx-5 cat10255(mm)

Cal. Begin Date: 2/28/2020 9:53 AM

Cal. End Date: 2/28/2020 3:20 PM

COMPOUND	CURVE TYPE	ICAL Avg RRF	minRRF	RRF	%D	MAX %D	THEO CONC	RCVR CONC	%Drift	MAX %D <sup>2</sup>	
Diesel Range Organics C10-C28	LINEAR	0	0.10000	0		20	1000	0	100	20	Q
n-Eicosane	LINEAR	0	0.10000	2243200		20	10.0	11.0	14.8	20	
Squalene	LINEAR	0	0.10000	0		20	20.0	0	100	20	Q

FORM VII B  
CONTINUING CALIBRATION CHECK

Lab Name: RTI Laboratories, Inc.

Contract: USA17

Case No: USA17

Lab Code: GLEN01

SAS No.:

SDG No.: 2006518

Instrument ID: GC-FID-NPD

Lab File ID: 07102021.D

Sample ID: CCV-DRO-071020-1

GC Column: Rtx-5

GC Column ID: Rtx-5 cat10255(mm)

Cal. Begin Date: 2/28/2020 9:53 AM

Cal. End Date: 2/28/2020 3:20 PM

COMPOUND	CURVE TYPE	ICAL Avg RRF	minRRF	RRF	%D	MAX %D	THEO CONC	RCVR CONC	%Drift	MAX %D <sup>2</sup>
Diesel Range Organics C10-C28	LINEAR	0	0.10000	1881500		20	1000	1000	4.11	20
n-Eicosane	LINEAR	0	0.10000	0		20	10.0	0	100	20
Squalene	LINEAR	0	0.10000	1574100		20	20.0	19.0	4.18	20

FORM VII B  
CONTINUING CALIBRATION CHECK

Lab Name: RTI Laboratories, Inc.

Contract: USA17

Case No: USA17

Lab Code: GLEN01

SAS No.:

SDG No.: 2006518

Instrument ID: GC-FID-NPD

Lab File ID: 07102022.D

Sample ID: CCV-ORO-071020-1

GC Column: Rtx-5

GC Column ID: Rtx-5 cat10255(mm)

Cal. Begin Date: 2/28/2020 9:53 AM

Cal. End Date: 2/28/2020 3:20 PM

COMPOUND	CURVE TYPE	ICAL Avg RRF	minRRF	RRF	%D	MAX %D	THEO CONC	RCVR CONC	%Drift	MAX %D <sup>2</sup>	
Diesel Range Organics C10-C28	LINEAR	0	0.10000	0		20	1000	0	100	20	Q
n-Eicosane	LINEAR	0	0.10000	2169600		20	10.0	11.0	10.8	20	
Squalene	LINEAR	0	0.10000	0		20	20.0	0	100	20	Q

FORM VII B  
CONTINUING CALIBRATION CHECK

Lab Name: RTI Laboratories, Inc.

Contract: USA17

Case No: USA17

Lab Code: GLEN01

SAS No.:

SDG No.: 2006518

Instrument ID: GC-FID-NPD

Lab File ID: 07102036.D

Sample ID: CCV-DRO-071020-2

GC Column: Rtx-5

GC Column ID: Rtx-5 cat10255(mm)

Cal. Begin Date: 2/28/2020 9:53 AM

Cal. End Date: 2/28/2020 3:20 PM

COMPOUND	CURVE TYPE	ICAL Avg RRF	minRRF	RRF	%D	MAX %D	THEO CONC	RCVR CONC	%Drift	MAX %D <sup>2</sup>
Diesel Range Organics C10-C28	LINEAR	0	0.10000	1794800		20	1000	990	0.776	20
n-Eicosane	LINEAR	0	0.10000	0		20	10.0	0	100	20
Squalene	LINEAR	0	0.10000	1442200		20	20.0	17.0	12.5	20

FORM VII B  
CONTINUING CALIBRATION CHECK

Lab Name: RTI Laboratories, Inc.

Contract: USA17

Case No: USA17

Lab Code: GLEN01

SAS No.:

SDG No.: 2006518

Instrument ID: GC-FID-NPD

Lab File ID: 07102037.D

Sample ID: CCV-ORO-071020-2

GC Column: Rtx-5

GC Column ID: Rtx-5 cat10255(mm)

Cal. Begin Date: 2/28/2020 9:53 AM

Cal. End Date: 2/28/2020 3:20 PM

COMPOUND	CURVE TYPE	ICAL Avg RRF	minRRF	RRF	%D	MAX %D	THEO CONC	RCVR CONC	%Drift	MAX %D <sup>2</sup>	
Diesel Range Organics C10-C28	LINEAR	0	0.10000	0		20	1000	0	100	20	Q
n-Eicosane	LINEAR	0	0.10000	2318500		20	10.0	12.0	18.8	20	
Squalene	LINEAR	0	0.10000	0		20	20.0	0	100	20	Q

FORM VII B  
CONTINUING CALIBRATION CHECK

Lab Name: RTI Laboratories, Inc.

Contract: USA17

Case No: USA17

Lab Code: GLEN01

SAS No.:

SDG No.: 2006518

Instrument ID: GC-FID-NPD

Lab File ID: 07162004.D

Sample ID: CCV-DRO-071620

GC Column: Rtx-5

GC Column ID: Rtx-5 cat10255(mm)

Cal. Begin Date: 2/28/2020 9:53 AM

Cal. End Date: 2/28/2020 3:20 PM

COMPOUND	CURVE TYPE	ICAL Avg RRF	minRRF	RRF	%D	MAX %D	THEO CONC	RCVR CONC	%Drift	MAX %D <sup>2</sup>
Diesel Range Organics C10-C28	LINEAR	0	0.10000	1723500		20	1000	950	4.80	20
n-Eicosane	LINEAR	0	0.10000	0		20	10.0	0	100	20
Squalene	LINEAR	0	0.10000	1498700		20	20.0	18.0	8.95	20

FORM VII B  
CONTINUING CALIBRATION CHECK

Lab Name: RTI Laboratories, Inc.

Contract: USA17

Case No: USA17

Lab Code: GLEN01

SAS No.:

SDG No.: 2006518

Instrument ID: GC-FID-NPD

Lab File ID: 07162028.D

Sample ID: CCV-DRO-071620A

GC Column: Rtx-5

GC Column ID: Rtx-5 cat10255(mm)

Cal. Begin Date: 2/28/2020 9:53 AM

Cal. End Date: 2/28/2020 3:20 PM

COMPOUND	CURVE TYPE	ICAL Avg RRF	minRRF	RRF	%D	MAX %D	THEO CONC	RCVR CONC	%Drift	MAX %D <sup>2</sup>
Diesel Range Organics C10-C28	LINEAR	0	0.10000	1750800		20	1000	970	3.26	20
n-Eicosane	LINEAR	0	0.10000	0		20	10.0	0	100	20
Squalene	LINEAR	0	0.10000	1577000		20	20.0	19.0	3.99	20



FORM VII B  
CONTINUING CALIBRATION CHECK

Lab Name: RTI Laboratories, Inc.

Contract: USA17

Case No: USA17

Lab Code: GLEN01

SAS No.:

SDG No.: 2006518

Instrument ID: GC-FID-NPD

Lab File ID: 07162042.D

Sample ID: CCV-DRO-071620B

GC Column: Rtx-5

GC Column ID: Rtx-5 cat10255(mm)

Cal. Begin Date: 2/28/2020 9:53 AM

Cal. End Date: 2/28/2020 3:20 PM

COMPOUND	CURVE TYPE	ICAL Avg RRF	minRRF	RRF	%D	MAX %D	THEO CONC	RCVR CONC	%Drift	MAX %D <sup>2</sup>
Diesel Range Organics C10-C28	LINEAR	0	0.10000	1586900		20	1000	880	12.5	20
n-Eicosane	LINEAR	0	0.10000	0		20	10.0	0	100	20
Squalene	LINEAR	0	0.10000	1358200		20	20.0	16.0	17.8	20

FORM VII B  
CONTINUING CALIBRATION CHECK

Lab Name: RTI Laboratories, Inc.

Contract: USA17

Case No: USA17

Lab Code: GLEN01

SAS No.:

SDG No.: 2006518

Instrument ID: GC-FID-NPD

Lab File ID: 07172004.D

Sample ID: CCV-DRO-071720

GC Column: Rtx-5

GC Column ID: Rtx-5 cat10255(mm)

Cal. Begin Date: 2/28/2020 9:53 AM

Cal. End Date: 2/28/2020 3:20 PM

COMPOUND	CURVE TYPE	ICAL Avg RRF	minRRF	RRF	%D	MAX %D	THEO CONC	RCVR CONC	%Drift	MAX %D <sup>2</sup>
Diesel Range Organics C10-C28	LINEAR	0	0.10000	1908200		20	1000	1100	5.61	20
n-Eicosane	LINEAR	0	0.10000	0		20	10.0	0	100	20
Squalene	LINEAR	0	0.10000	1556200		20	20.0	19.0	5.30	20

FORM VII B  
CONTINUING CALIBRATION CHECK

Lab Name: RTI Laboratories, Inc.

Contract: USA17

Case No: USA17

Lab Code: GLEN01

SAS No.:

SDG No.: 2006518

Instrument ID: GC-FID-NPD

Lab File ID: 07172022.D

Sample ID: CCV-DRO-071720A

GC Column: Rtx-5

GC Column ID: Rtx-5 cat10255(mm)

Cal. Begin Date: 2/28/2020 9:53 AM

Cal. End Date: 2/28/2020 3:20 PM

COMPOUND	CURVE TYPE	ICAL Avg RRF	minRRF	RRF	%D	MAX %D	THEO CONC	RCVR CONC	%Drift	MAX %D <sup>2</sup>
Diesel Range Organics C10-C28	LINEAR	0	0.10000	1949300		20	1000	1100	7.93	20
n-Eicosane	LINEAR	0	0.10000	0		20	10.0	0	100	20
Squalene	LINEAR	0	0.10000	1507800		20	20.0	18.0	8.37	20

FORM VII B  
CONTINUING CALIBRATION CHECK

Lab Name: RTI Laboratories, Inc.

Contract: USA17

Case No: USA17

Lab Code: GLEN01

SAS No.:

SDG No.: 2006518

Instrument ID: GC-FID-NPD

Lab File ID: 07202004.D

Sample ID: CCV-DRO-072020

GC Column: Rtx-5

GC Column ID: Rtx-5 cat10255(mm)

Cal. Begin Date: 2/28/2020 9:53 AM

Cal. End Date: 2/28/2020 3:20 PM

COMPOUND	CURVE TYPE	ICAL Avg RRF	minRRF	RRF	%D	MAX %D	THEO CONC	RCVR CONC	%Drift	MAX %D <sup>2</sup>
Diesel Range Organics C10-C28	LINEAR	0	0.10000	1624800		20	1000	900	10.4	20
n-Eicosane	LINEAR	0	0.10000	0		20	10.0	0	100	20
Squalene	LINEAR	0	0.10000	1362200		20	20.0	16.0	17.6	20

FORM VII B  
CONTINUING CALIBRATION CHECK

Lab Name: RTI Laboratories, Inc.

Contract: USA17

Case No: USA17

Lab Code: GLEN01

SAS No.:

SDG No.: 2006518

Instrument ID: GC-FID-NPD

Lab File ID: 07202021.D

Sample ID: CCV-DRO-072020-1

GC Column: Rtx-5

GC Column ID: Rtx-5 cat10255(mm)

Cal. Begin Date: 2/28/2020 9:53 AM

Cal. End Date: 2/28/2020 3:20 PM

COMPOUND	CURVE TYPE	ICAL Avg RRF	minRRF	RRF	%D	MAX %D	THEO CONC	RCVR CONC	%Drift	MAX %D <sup>2</sup>
Diesel Range Organics C10-C28	LINEAR	0	0.10000	1902800		20	1000	1100	5.30	20
n-Eicosane	LINEAR	0	0.10000	0		20	10.0	0	100	20
Squalene	LINEAR	0	0.10000	1400700		20	20.0	17.0	15.1	20

FORM VII B  
CONTINUING CALIBRATION CHECK

Lab Name: RTI Laboratories, Inc.

Contract: USA17

Case No: USA17

Lab Code: GLEN01

SAS No.:

SDG No.: 2006518

Instrument ID: GC-FID-NPD

Lab File ID: 07202025.D

Sample ID: CCV-DRO-072020-2

GC Column: Rtx-5

GC Column ID: Rtx-5 cat10255(mm)

Cal. Begin Date: 2/28/2020 9:53 AM

Cal. End Date: 2/28/2020 3:20 PM

COMPOUND	CURVE TYPE	ICAL Avg RRF	minRRF	RRF	%D	MAX %D	THEO CONC	RCVR CONC	%Drift	MAX %D <sup>2</sup>
Diesel Range Organics C10-C28	LINEAR	0	0.10000	1875500		20	1000	1000	3.77	20
n-Eicosane	LINEAR	0	0.10000	0		20	10.0	0	100	20
Squalene	LINEAR	0	0.10000	1370100		20	20.0	17.0	17.1	20

FORM VII B  
CONTINUING CALIBRATION CHECK

Lab Name: RTI Laboratories, Inc.

Contract: USA17

Case No: USA17

Lab Code: GLEN01

SAS No.:

SDG No.: 2006518

Instrument ID: GC-FID-NPD

Lab File ID: 07292009.D

Sample ID: ICV-DRO-072920

GC Column: Rtx-5

GC Column ID: Rtx-5 cat10255(mm)

Cal. Begin Date: 7/29/2020 9:21 PM

Cal. End Date: 7/30/2020 2:47 AM

COMPOUND	CURVE TYPE	ICAL Avg RRF	minRRF	RRF	%D	MAX %D	THEO CONC	RCVR CONC	%Drift	MAX %D <sup>2</sup>
Diesel Range Organics C10-C28	LINEAR	0	0.10000	2254500		20	1000	1000	0.469	20
n-Eicosane	LINEAR	0	0.10000	0		20	10.0	0	100	20
Squalene	LINEAR	0	0.10000	2105100		20	20.0	21.0	3.80	20

FORM VII B  
CONTINUING CALIBRATION CHECK

Lab Name: RTI Laboratories, Inc.

Contract: USA17

Case No: USA17

Lab Code: GLEN01

SAS No.:

SDG No.: 2006518

Instrument ID: GC-FID-NPD

Lab File ID: 07292016.D

Sample ID: ICV-ORO-072920

GC Column: Rtx-5

GC Column ID: Rtx-5 cat10255(mm)

Cal. Begin Date: 7/29/2020 9:21 PM

Cal. End Date: 7/30/2020 2:47 AM

COMPOUND	CURVE TYPE	ICAL Avg RRF	minRRF	RRF	%D	MAX %D	THEO CONC	RCVR CONC	%Drift	MAX %D <sup>2</sup>	
Diesel Range Organics C10-C28	LINEAR	0	0.10000	0		20	1000	0	100	20	Q
n-Eicosane	LINEAR	0	0.10000	2284700		20	10.0	8.70	13.2	20	
Squalene	LINEAR	0	0.10000	0		20	20.0	0	100	20	Q



FORM VII B  
CONTINUING CALIBRATION CHECK

Lab Name: RTI Laboratories, Inc.

Contract: USA17

Case No: USA17

Lab Code: GLEN01

SAS No.:

SDG No.: 2006518

Instrument ID: GC-FID-NPD

Lab File ID: 08042004.D

Sample ID: CCV-DRO-080420

GC Column: Rtx-5

GC Column ID: Rtx-5 cat10255(mm)

Cal. Begin Date: 7/29/2020 9:21 PM

Cal. End Date: 7/30/2020 2:47 AM

COMPOUND	CURVE TYPE	ICAL Avg RRF	minRRF	RRF	%D	MAX %D	THEO CONC	RCVR CONC	%Drift	MAX %D <sup>2</sup>
Diesel Range Organics C10-C28	LINEAR	0	0.10000	2338400		20	1000	1000	3.39	20
n-Eicosane	LINEAR	0	0.10000	0		20	10.0	0	100	20
Squalene	LINEAR	0	0.10000	1940000		20	20.0	19.0	4.76	20

FORM VII B  
CONTINUING CALIBRATION CHECK

Lab Name: RTI Laboratories, Inc.

Contract: USA17

Case No: USA17

Lab Code: GLEN01

SAS No.:

SDG No.: 2006518

Instrument ID: GC-FID-NPD

Lab File ID: 08042007.D

Sample ID: CCV-ORO-080420

GC Column: Rtx-5

GC Column ID: Rtx-5 cat10255(mm)

Cal. Begin Date: 7/29/2020 9:21 PM

Cal. End Date: 7/30/2020 2:47 AM

COMPOUND	CURVE TYPE	ICAL Avg RRF	minRRF	RRF	%D	MAX %D	THEO CONC	RCVR CONC	%Drift	MAX %D <sup>2</sup>	
Diesel Range Organics C10-C28	LINEAR	0	0.10000	0		20	1000	0	100	20	Q
n-Eicosane	LINEAR	0	0.10000	3243900		20	10.0	12.0	21.1	20	Q
Squalene	LINEAR	0	0.10000	0		20	20.0	0	100	20	Q

FORM VII B  
CONTINUING CALIBRATION CHECK

Lab Name: RTI Laboratories, Inc.

Contract: USA17

Case No: USA17

Lab Code: GLEN01

SAS No.:

SDG No.: 2006518

Instrument ID: GC-FID-NPD

Lab File ID: 08042024.D

Sample ID: CCV-DRO-080420A

GC Column: Rtx-5

GC Column ID: Rtx-5 cat10255(mm)

Cal. Begin Date: 7/29/2020 9:21 PM

Cal. End Date: 7/30/2020 2:47 AM

COMPOUND	CURVE TYPE	ICAL Avg RRF	minRRF	RRF	%D	MAX %D	THEO CONC	RCVR CONC	%Drift	MAX %D <sup>2</sup>
Diesel Range Organics C10-C28	LINEAR	0	0.10000	2624200		20	1000	1200	16.6	20
n-Eicosane	LINEAR	0	0.10000	0		20	10.0	0	100	20
Squalene	LINEAR	0	0.10000	2021900		20	20.0	18.0	8.36	20

FORM VII B  
CONTINUING CALIBRATION CHECK

Lab Name: RTI Laboratories, Inc.

Contract: USA17

Case No: USA17

Lab Code: GLEN01

SAS No.:

SDG No.: 2006518

Instrument ID: GC-FID-NPD

Lab File ID: 08042025.D

Sample ID: CCV-ORO-080420A

GC Column: Rtx-5

GC Column ID: Rtx-5 cat10255(mm)

Cal. Begin Date: 7/29/2020 9:21 PM

Cal. End Date: 7/30/2020 2:47 AM

COMPOUND	CURVE TYPE	ICAL Avg RRF	minRRF	RRF	%D	MAX %D	THEO CONC	RCVR CONC	%Drift	MAX %D <sup>2</sup>	
Diesel Range Organics C10-C28	LINEAR	0	0.10000	0		20	1000	0	100	20	Q
n-Eicosane	LINEAR	0	0.10000	3493500		20	10.0	13.0	30.4	20	Q
Squalene	LINEAR	0	0.10000	0		20	20.0	0	100	20	Q

FORM VII B  
CONTINUING CALIBRATION CHECK

Lab Name: RTI Laboratories, Inc.

Contract: USA17

Case No: USA17

Lab Code: GLEN01

SAS No.:

SDG No.: 2006518

Instrument ID: GC-FID-NPD

Lab File ID: 08042039.D

Sample ID: CCV-DRO-080420B

GC Column: Rtx-5

GC Column ID: Rtx-5 cat10255(mm)

Cal. Begin Date: 7/29/2020 9:21 PM

Cal. End Date: 7/30/2020 2:47 AM

COMPOUND	CURVE TYPE	ICAL Avg RRF	minRRF	RRF	%D	MAX %D	THEO CONC	RCVR CONC	%Drift	MAX %D <sup>2</sup>
Diesel Range Organics C10-C28	LINEAR	0	0.10000	2529200		20	1000	1100	12.2	20
n-Eicosane	LINEAR	0	0.10000	0		20	10.0	0	100	20
Squalene	LINEAR	0	0.10000	2009300		20	20.0	18.0	8.93	20

FORM VII B  
CONTINUING CALIBRATION CHECK

Lab Name: RTI Laboratories, Inc.

Contract: USA17

Case No: USA17

Lab Code: GLEN01

SAS No.:

SDG No.: 2006518

Instrument ID: GC-FID-NPD

Lab File ID: 08042040.D

Sample ID: CCV-ORO-080420B

GC Column: Rtx-5

GC Column ID: Rtx-5 cat10255(mm)

Cal. Begin Date: 7/29/2020 9:21 PM

Cal. End Date: 7/30/2020 2:47 AM

COMPOUND	CURVE TYPE	ICAL Avg RRF	minRRF	RRF	%D	MAX %D	THEO CONC	RCVR CONC	%Drift	MAX %D <sup>2</sup>	
Diesel Range Organics C10-C28	LINEAR	0	0.10000	0		20	1000	0	100	20	Q
n-Eicosane	LINEAR	0	0.10000	3249800		20	10.0	12.0	21.3	20	Q
Squalene	LINEAR	0	0.10000	0		20	20.0	0	100	20	Q

FORM VIII PEST1  
PESTICIDE ANALYTICAL SEQUENCE

Lab Name: RTI Laboratories, Inc. Contract: USA17  
Lab Code: GLEN01 ClientID: USA17 SAS No.: SDG No.: 2006518  
GC Column: Rtx-5 ID: Rtx-5 cat10255(mm)  
Init. Calib. Date(s): 2/28/2020 2/28/2020 Instrument ID: GC-FID-NPD

THE ANALYTICAL SEQUENCE OF PERFORMANCE EVALUATION MIXTURES ,BLANKS,  
SAMPLES, AND STANDARDS IS GIVEN BELOW:

SURROGATE RT FROM CONTINUING CALIBRATION					
(DC4): 15.66			(4BF): 11.56		
	CLIENT SAMPLE NO.	LAB SAMPLE ID	DATE ANALYZED	TIME ANALYZED	RT #
01	ICV-DRO-022820	ICV-DRO-022820	2/28/2020	12:37	0.00
01	CCV-DRO-071020	CCV-DRO-071020	7/10/2020	13:21	0.00
02	CRQL-ORO-071020	CRQL-ORO-071020	7/10/2020	13:49	8.83
01	CCV-ORO-071020	CCV-ORO-071020	7/10/2020	14:17	8.83
02	MB-51998	MB-51998	7/10/2020	14:45	8.83
03	LCS-51998-DRO	LCS-51998-DRO	7/10/2020	15:40	8.83
04	LCSD-51998-DRO	LCSD-51998-DRO	7/10/2020	16:08	8.82
05	ZZZZZ	2006481-008A	7/10/2020	16:36	8.83
06	ZZZZZ	2006481-009A	7/10/2020	17:04	8.83
07	ZZZZZ	2006481-010A	7/10/2020	17:31	8.83
08	ZZZZZ	2006481-011A	7/10/2020	17:59	8.83
09	ZZZZZ	2006481-012A	7/10/2020	18:27	8.83
10	ZZZZZ	2006481-013A	7/10/2020	18:54	8.83
11	ZZZZZ	2006481-014A	7/10/2020	19:22	8.83
12	ZZZZZ	2006481-015A	7/10/2020	19:49	8.83
13	ZZZZZ	2006481-016A	7/10/2020	20:17	8.83
14	ZZZZZ	2006481-017A	7/10/2020	20:45	8.83
15	CCB-071020-1	CCB-071020-1	7/10/2020	21:12	8.83
01	CCV-DRO-071020-1	CCV-DRO-071020-1	7/10/2020	21:40	0.00
01	CCV-ORO-071020-1	CCV-ORO-071020-1	7/10/2020	22:07	8.83
02	ZZZZZ	2006481-018A	7/10/2020	22:35	0.00
03	ZZZZZ	2006481-019A	7/10/2020	23:02	8.83
04	ZZZZZ	2006481-020A	7/10/2020	23:30	8.83
05	ZZZZZ	2006481-021A	7/10/2020	23:57	8.83
06	ZZZZZ	2006481-022A	7/11/2020	00:25	8.83
07	ZZZZZ	2006481-023A	7/11/2020	00:52	8.83
08	ZZZZZ	2006481-024A	7/11/2020	01:20	8.83
09	ZZZZZ	2006481-025A	7/11/2020	01:47	8.83
10	MS	2006481-025AMS	7/11/2020	02:15	8.83

Lab Name: RTI Laboratories, Inc. Contract: USA17

Lab Code: GLEN01 ClientID: USA17 SAS No.: SDG No.: 2006518

GC Column: Rtx-5 ID: Rtx-5 cat10255 (mm)

Init. Calib. Date(s): 2/28/2020 2/28/2020 Instrument ID: GC-FID-NPD

SURROGATE RT FROM CONTINUING CALIBRATION	
(DC4): 15.66	(4BF): 11.56

	CLIENT SAMPLE NO.	LAB SAMPLE ID	DATE ANALYZED	TIME ANALYZED	RT #	RT #
11	MSD	2006481-025AMSD	7/11/2020	02:42	8.83	11.56
12	TAFBS-S-72	2006518-001A	7/11/2020	03:10	8.83	11.56
13	ZZZZZ	2006481-007A	7/11/2020	03:37	8.83	11.56
14	CCB-071020-2	CCB-071020-2	7/11/2020	04:05	8.83	11.56
01	CCV-DRO-071020-2	CCV-DRO-071020-2	7/11/2020	04:32	0.00	11.56
01	CCV-ORO-071020-2	CCV-ORO-071020-2	7/11/2020	04:59	8.83	0.00

```
= n-Eicosane                                     (± 0.00 MINUTES)
```

```
= Squalene                                         (± 0.00 MINUTES)
```

# Column used to flag values outside QC limits with an asterisk.    \* Values outside of QC limits.



FORM VIII PEST1  
PESTICIDE ANALYTICAL SEQUENCE

Lab Name: RTI Laboratories, Inc. Contract: USA17  
Lab Code: GLEN01 ClientID: USA17 SAS No.: SDG No.: 2006518  
GC Column: Rtx-5 ID: Rtx-5 cat10255(mm)  
Init. Calib. Date(s): 2/28/2020 2/28/2020 Instrument ID: GC-FID-NPD

THE ANALYTICAL SEQUENCE OF PERFORMANCE EVALUATION MIXTURES ,BLANKS,  
SAMPLES, AND STANDARDS IS GIVEN BELOW:

SURROGATE RT FROM CONTINUING CALIBRATION					
(DC4): 15.66			(4BF): 11.56		
	CLIENT SAMPLE NO.	LAB SAMPLE ID	DATE ANALYZED	TIME ANALYZED	RT #
01	ICV-DRO-022820	ICV-DRO-022820	2/28/2020	12:37	0.00
01	CCV-DRO-071620	CCV-DRO-071620	7/16/2020	12:12	0.00
02	MB-52015	MB-52015	7/16/2020	14:57	8.83
03	LCS-52015	LCS-52015	7/16/2020	15:25	8.83
04	LCSD-52015	LCSD-52015	7/16/2020	15:52	8.83
05	ZZZZZ	2006583-006A	7/16/2020	16:20	8.83
06	MS	2006583-006AMS	7/16/2020	16:47	8.83
07	MSD	2006583-006AMSD	7/16/2020	17:15	8.83
08	TAFBS-S-8	2006518-022A	7/16/2020	17:42	8.83
09	TAFBS-S-7	2006518-023A	7/16/2020	18:09	8.83
10	TAFBS-S-74	2006518-024A	7/16/2020	18:37	8.83
11	TAFBS-S-75	2006518-025A	7/16/2020	19:04	8.83
12	TAFBS-S-76	2006518-026A	7/16/2020	19:32	8.83
13	ZZZZZ	2006454-002A	7/16/2020	19:59	8.85
14	ZZZZZ	2006454-008A	7/16/2020	20:27	8.83
15	ZZZZZ	2006454-009A	7/16/2020	20:54	8.83
16	ZZZZZ	2006454-012A	7/16/2020	21:22	8.83
17	CCB-071620A	CCB-071620A	7/16/2020	22:43	8.83
01	CCV-DRO-071620A	CCV-DRO-071620A	7/16/2020	23:11	0.00
02	ZZZZZ	2006583-001A	7/16/2020	23:38	8.83
03	ZZZZZ	2006583-003A	7/17/2020	00:05	8.83
04	ZZZZZ	2006583-004A	7/17/2020	00:33	8.83
05	ZZZZZ	2006583-005A	7/17/2020	01:00	8.83
06	ZZZZZ	2006583-007A	7/17/2020	01:27	8.83
07	ZZZZZ	2006583-008A	7/17/2020	01:54	8.83
08	ZZZZZ	2006583-009A	7/17/2020	02:21	8.83
09	ZZZZZ	2006583-010A	7/17/2020	02:48	8.83
10	ZZZZZ	2006454-018A	7/17/2020	03:16	8.83
11	ZZZZZ	2006583-002A	7/17/2020	03:43	8.83

FORM VIII PEST1  
PESTICIDE ANALYTICAL SEQUENCE

Lab Name: RTI Laboratories, Inc. Contract: USA17  
 Lab Code: GLEN01 ClientID: USA17 SAS No.: SDG No.: 2006518  
 GC Column: Rtx-5 ID: Rtx-5 cat10255(mm)  
 Init. Calib. Date(s): 2/28/2020 2/28/2020 Instrument ID: GC-FID-NPD

THE ANALYTICAL SEQUENCE OF PERFORMANCE EVALUATION MIXTURES ,BLANKS,  
SAMPLES, AND STANDARDS IS GIVEN BELOW:

SURROGATE RT FROM CONTINUING CALIBRATION					
(DC4): 15.66			(4BF): 11.56		
CLIENT SAMPLE NO.	LAB SAMPLE ID	DATE ANALYZED	TIME ANALYZED	RT #	RT #
12 CCB-071620B	CCB-071620B	7/17/2020	05:04	8.83	11.55
01 CCV-DRO-071620B	CCV-DRO-071620B	7/17/2020	05:31	0.00	11.55

QC LIMITS

= n-Eicosane (± 0.00 MINUTES)  
 = Squalene (± 0.00 MINUTES)

# Column used to flag values outside QC limits with an asterisk. \* Values outside of QC limits.

FORM VIII PEST1  
PESTICIDE ANALYTICAL SEQUENCE

Lab Name: RTI Laboratories, Inc. Contract: USA17  
 Lab Code: GLEN01 ClientID: USA17 SAS No.: SDG No.: 2006518  
 GC Column: Rtx-5 ID: Rtx-5 cat10255(mm)  
 Init. Calib. Date(s): 2/28/2020 2/28/2020 Instrument ID: GC-FID-NPD

THE ANALYTICAL SEQUENCE OF PERFORMANCE EVALUATION MIXTURES ,BLANKS,  
SAMPLES, AND STANDARDS IS GIVEN BELOW:

SURROGATE RT FROM CONTINUING CALIBRATION					
(DC4): 15.66			(4BF): 11.56		
	CLIENT SAMPLE NO.	LAB SAMPLE ID	DATE ANALYZED	TIME ANALYZED	RT #
01	ICV-DRO-022820	ICV-DRO-022820	2/28/2020	12:37	0.00
01	CCV-DRO-071720	CCV-DRO-071720	7/17/2020	11:22	0.00
02	MB-52012	MB-52012	7/17/2020	12:17	8.83
03	LCS-52012	LCS-52012	7/17/2020	12:44	8.83
04	LCSD-52012	LCSD-52012	7/17/2020	13:11	8.83
05	TAFBS-S-83	2006518-002A	7/17/2020	13:39	8.83
06	TAFBS-S-84	2006518-003A	7/17/2020	14:06	8.83
07	TAFBS-S-85	2006518-004A	7/17/2020	14:34	8.83
08	TAFBS-S-82	2006518-005A	7/17/2020	15:01	8.83
09	TAFBS-S-86	2006518-006A	7/17/2020	15:28	8.83
10	TAFBS-S-87	2006518-007A	7/17/2020	15:56	8.83
11	TAFBS-S-88	2006518-008A	7/17/2020	16:23	8.82
12	ZZZZZ	2006518-009A	7/17/2020	16:51	8.82
13	TAFBS-S-90	2006518-010A	7/17/2020	17:19	8.82
14	TAFBS-S-18	2006518-012A	7/17/2020	17:46	8.83
15	CCB-071720A	CCB-071720A	7/17/2020	19:08	8.83
01	CCV-DRO-071720A	CCV-DRO-071720A	7/17/2020	19:36	0.00

QC LIMITS

= n-Eicosane (± 0.00 MINUTES)  
 = Squalene (± 0.00 MINUTES)

# Column used to flag values outside QC limits with an asterisk. \* Values outside of QC limits.

FORM VIII PEST1  
PESTICIDE ANALYTICAL SEQUENCE

Lab Name: RTI Laboratories, Inc. Contract: USA17  
 Lab Code: GLEN01 ClientID: USA17 SAS No.: SDG No.: 2006518  
 GC Column: Rtx-5 ID: Rtx-5 cat10255(mm)  
 Init. Calib. Date(s): 2/28/2020 2/28/2020 Instrument ID: GC-FID-NPD

THE ANALYTICAL SEQUENCE OF PERFORMANCE EVALUATION MIXTURES ,BLANKS,  
SAMPLES, AND STANDARDS IS GIVEN BELOW:

SURROGATE RT FROM CONTINUING CALIBRATION					
(DC4): 15.66			(4BF): 11.56		
	CLIENT SAMPLE NO.	LAB SAMPLE ID	DATE ANALYZED	TIME ANALYZED	RT #
01	ICV-DRO-022820	ICV-DRO-022820	2/28/2020	12:37	0.00
02	ZZZZZ	RTX-072020	7/20/2020	12:18	0.00
03	CCB-072020	CCB-072020	7/20/2020	12:45	8.83
04	CRQL-DRO-072020	CRQL-DRO-072020	7/20/2020	13:12	0.00
01	CCV-DRO-072020	CCV-DRO-072020	7/20/2020	13:40	0.00
02	TAFBS-S-17	2006518-013A	7/20/2020	14:35	8.83
03	TAFBS-S-16	2006518-014A	7/20/2020	15:02	8.83
04	TAFBS-S-15	2006518-015A	7/20/2020	15:30	8.83
05	TAFBS-S-15MS	2006518-015A	7/20/2020	15:57	8.83
06	TAFBS-S-15MSD	2006518-015A	7/20/2020	16:24	8.83
07	TAFBS-S-14	2006518-016A	7/20/2020	16:52	8.83
08	TAFBS-S-13	2006518-017A	7/20/2020	17:19	8.83
09	TAFBS-S-12	2006518-018A	7/20/2020	17:47	8.83
10	TAFBS-S-11	2006518-019A	7/20/2020	18:14	8.83
11	TAFBS-S-10	2006518-020A	7/20/2020	18:42	8.83
12	TAFBS-S-9	2006518-021A	7/20/2020	19:09	8.83
13	CCB-072020-1	CCB-072020-1	7/20/2020	20:59	8.83
01	CCV-DRO-072020-1	CCV-DRO-072020-1	7/20/2020	21:26	0.00
02	ZZZZZ	2006583-002A	7/20/2020	21:53	8.83
03	ZZZZZ	2006583-001A	7/20/2020	22:21	8.83
04	CCB-072020-2	CCB-072020-2	7/20/2020	22:48	8.83
01	CCV-DRO-072020-2	CCV-DRO-072020-2	7/20/2020	23:15	0.00

QC LIMITS

= n-Eicosane (± 0.00 MINUTES)  
 = Squalene (± 0.00 MINUTES)

# Column used to flag values outside QC limits with an asterisk. \* Values outside of QC limits.

FORM VIII PEST1  
PESTICIDE ANALYTICAL SEQUENCE

Lab Name: RTI Laboratories, Inc. Contract: USA17  
Lab Code: GLEN01 ClientID: USA17 SAS No.: SDG No.: 2006518  
GC Column: Rtx-5 ID: Rtx-5 cat10255(mm)  
Init. Calib. Date(s): 7/29/2020 7/30/2020 Instrument ID: GC-FID-NPD

THE ANALYTICAL SEQUENCE OF PERFORMANCE EVALUATION MIXTURES ,BLANKS,  
SAMPLES, AND STANDARDS IS GIVEN BELOW:

SURROGATE RT FROM CONTINUING CALIBRATION					
(DC4): 15.66			(4BF): 11.56		
CLIENT SAMPLE NO.	LAB SAMPLE ID	DATE ANALYZED	TIME ANALYZED	RT #	RT #
01 ICV-DRO-072920	ICV-DRO-072920	7/30/2020	00:05	0.00	11.56
01 ICV-ORO-072920	ICV-ORO-072920	7/30/2020	03:14	8.82	0.00
02 MB-52127	MB-52127	7/30/2020	03:41	8.82	11.56
03 LCS-52127-DRO	LCS-52127-DRO	7/30/2020	04:08	8.82	11.56
04 LCSD-52127-DRO	LCSD-52127-DRO	7/30/2020	04:35	8.82	11.56
05 LCS-52127-ORO	LCS-52127-ORO	7/30/2020	05:02	8.82	11.56
06 LCSD-52127-ORO	LCSD-52127-ORO	7/30/2020	05:29	8.82	11.56
07 LOD-52127	LOD-52127	7/30/2020	05:56	8.82	11.56
08 LOQ-52127	LOQ-52127	7/30/2020	06:23	8.82	11.56
09 ZZZZZ	2006259-001A	7/30/2020	06:50	8.82	11.56
10 ZZZZZ	2006259-002A	7/30/2020	07:17	8.82	11.56
11 ZZZZZ	2006259-003A	7/30/2020	07:45	8.82	11.56
12 ZZZZZ	2006259-004A	7/30/2020	08:12	8.82	11.56
13 ZZZZZ	2006259-005A	7/30/2020	08:39	8.83	11.56
14 ZZZZZ	2006259-006A	7/30/2020	09:06	8.82	11.56
15 ZZZZZ	2006259-007A	7/30/2020	09:33	8.82	11.56
16 ZZZZZ	2006259-008A	7/30/2020	10:00	8.82	11.56
17 CCB-072920	CCB-072920	7/30/2020	10:27	8.82	11.56
01 CCV-DRO-072920	CCV-DRO-072920	7/30/2020	10:54	0.00	11.56
01 CCV-ORO-072920	CCV-ORO-072920	7/30/2020	11:21	8.82	0.00
02 ZZZZZ	2006259-009A	7/30/2020	11:49	8.82	11.56
03 ZZZZZ	2006260-001A	7/30/2020	12:16	8.82	11.56
04 ZZZZZ	2006260-002A	7/30/2020	12:43	8.82	11.56
05 ZZZZZ	2006260-003A	7/30/2020	13:10	8.82	11.56
06 ZZZZZ	2006260-004A	7/30/2020	13:38	8.82	11.56
07 ZZZZZ	2006260-005A	7/30/2020	14:05	8.82	11.56
08 ZZZZZ	2006260-006A	7/30/2020	14:32	8.82	11.56
09 ZZZZZ	2006260-007A	7/30/2020	15:00	8.82	11.56
10 ZZZZZ	2006260-008A	7/30/2020	15:27	8.82	11.56

FORM VIII PEST1  
PESTICIDE ANALYTICAL SEQUENCE

Lab Name: RTI Laboratories, Inc. Contract: USA17  
 Lab Code: GLEN01 ClientID: USA17 SAS No.:                      SDG No.: 2006518  
 GC Column: Rtx-5 ID: Rtx-5 cat10255(mm)  
 Init. Calib. Date(s): 7/29/2020 7/30/2020 Instrument ID: GC-FID-NPD

THE ANALYTICAL SEQUENCE OF PERFORMANCE EVALUATION MIXTURES ,BLANKS,  
SAMPLES, AND STANDARDS IS GIVEN BELOW:

SURROGATE RT FROM CONTINUING CALIBRATION					
(DC4): 15.66			(4BF): 11.56		
	CLIENT SAMPLE NO.	LAB SAMPLE ID	DATE ANALYZED	TIME ANALYZED	RT # RT #
11	ZZZZZ	2006262-011A	7/30/2020	15:54	8.82 11.56
12	CCB-072920-1	CCB-072920-1	7/30/2020	16:22	8.82 11.56
01	CCV-DRO-072920-1	CCV-DRO-072920-1	7/30/2020	16:49	0.00 11.56
01	CCV-ORO-072920-1	CCV-ORO-072920-1	7/30/2020	17:16	8.82 0.00

QC LIMITS

= n-Eicosane (± 0.00 MINUTES)  
 = Squalene (± 0.00 MINUTES)

# Column used to flag values outside QC limits with an asterisk. \* Values outside of QC limits.

FORM VIII PEST1  
PESTICIDE ANALYTICAL SEQUENCE

Lab Name: RTI Laboratories, Inc. Contract: USA17  
Lab Code: GLEN01 ClientID: USA17 SAS No.: SDG No.: 2006518  
GC Column: Rtx-5 ID: Rtx-5 cat10255(mm)  
Init. Calib. Date(s): 7/29/2020 7/30/2020 Instrument ID: GC-FID-NPD

THE ANALYTICAL SEQUENCE OF PERFORMANCE EVALUATION MIXTURES ,BLANKS,  
SAMPLES, AND STANDARDS IS GIVEN BELOW:

SURROGATE RT FROM CONTINUING CALIBRATION					
(DC4): 15.66			(4BF): 11.56		
	CLIENT SAMPLE NO.	LAB SAMPLE ID	DATE ANALYZED	TIME ANALYZED	RT #
01	ICV-DRO-072920	ICV-DRO-072920	7/30/2020	00:05	11.56
01	ICV-ORO-072920	ICV-ORO-072920	7/30/2020	03:14	0.00
01	CCV-DRO-080420	CCV-DRO-080420	8/4/2020	11:03	11.56
02	CRQL-DRO-080420	CRQL-DRO-080420	8/4/2020	11:30	0.00
03	CRQL-ORO-080420	CRQL-ORO-080420	8/4/2020	11:57	0.00
01	CCV-ORO-080420	CCV-ORO-080420	8/4/2020	12:25	0.00
02	MB-52164	MB-52164	8/4/2020	12:52	11.56
03	LCS-52164-DRO	LCS-52164-DRO	8/4/2020	13:19	11.56
04	LCSD-52164-DRO	LCSD-52164-DRO	8/4/2020	13:46	11.56
05	LCS-ORO	LCS-ORO	8/4/2020	14:13	11.55
06	LCSD-ORO	LCSD-ORO	8/4/2020	14:41	11.55
07	LOQ	LOQ	8/4/2020	15:08	11.56
08	ZZZZZ	2006330-010A	8/4/2020	15:35	11.56
09	ZZZZZ	2006330-011A	8/4/2020	16:02	11.56
10	ZZZZZ	2006330-012A	8/4/2020	16:30	11.56
11	ZZZZZ	2006330-013A	8/4/2020	16:57	11.56
12	ZZZZZ	2006330-014A	8/4/2020	17:24	11.56
13	ZZZZZ	2006330-015A	8/4/2020	17:51	11.58
14	ZZZZZ	2006583-002A	8/4/2020	18:19	11.56
15	TAFBS-S-89	2006518-009A	8/4/2020	18:46	11.56
16	TAFBS-S-73	2006518-011A	8/4/2020	19:13	11.57
17	CCB-080420A	CCB-080420A	8/4/2020	19:40	11.56
01	CCV-DRO-080420A	CCV-DRO-080420A	8/4/2020	20:07	11.56
01	CCV-ORO-080420A	CCV-ORO-080420A	8/4/2020	20:34	0.00
02	ZZZZZ	2006302-016A	8/4/2020	21:02	11.56
03	ZZZZZ	2006330-001A	8/4/2020	21:29	11.56
04	ZZZZZ	2006330-002A	8/4/2020	21:56	11.56
05	ZZZZZ	2006330-003A	8/4/2020	22:23	11.56
06	ZZZZZ	2006330-004A	8/4/2020	22:50	11.56

FORM VIII PEST1  
PESTICIDE ANALYTICAL SEQUENCE

Lab Name: RTI Laboratories, Inc. Contract: USA17  
 Lab Code: GLEN01 ClientID: USA17 SAS No.: SDG No.: 2006518  
 GC Column: Rtx-5 ID: Rtx-5 cat10255(mm)  
 Init. Calib. Date(s): 7/29/2020 7/30/2020 Instrument ID: GC-FID-NPD

THE ANALYTICAL SEQUENCE OF PERFORMANCE EVALUATION MIXTURES ,BLANKS,  
SAMPLES, AND STANDARDS IS GIVEN BELOW:

SURROGATE RT FROM CONTINUING CALIBRATION					
(DC4): 15.66			(4BF): 11.56		
	CLIENT SAMPLE NO.	LAB SAMPLE ID	DATE ANALYZED	TIME ANALYZED	RT #
07	ZZZZZ	2006330-005A	8/4/2020	23:16	8.82
08	ZZZZZ	2006330-006A	8/4/2020	23:43	8.82
09	ZZZZZ	2006330-007A	8/5/2020	00:10	8.82
10	ZZZZZ	2006330-008A	8/5/2020	00:37	8.82
11	ZZZZZ	2006330-009A	8/5/2020	01:04	8.83
12	CCB-080420B	CCB-080420B	8/5/2020	02:25	8.82
01	CCV-DRO-080420B	CCV-DRO-080420B	8/5/2020	02:52	0.00
01	CCV-ORO-080420B	CCV-ORO-080420B	8/5/2020	03:18	8.82

QC LIMITS

= n-Eicosane (± 0.00 MINUTES)  
 = Squalene (± 0.00 MINUTES)

# Column used to flag values outside QC limits with an asterisk. \* Values outside of QC limits.



Data Directory: R:\2\DATA\071020\

SampleName	MiscInfo	Vial	Multiplier	Injection Time
1) 0710200A.D PRIME		100	1.000	10 Jul 2020 9:22 am
2) 0710001B.D PRIME		100	1.000	10 Jul 2020 9:50 am
3) 0710002C.D PRIME		100	1.000	10 Jul 2020 10:17 am
4) 0710003D.D PRIME		100	1.000	10 Jul 2020 10:45 am
5) 0710004D.D PRIME		100	1.000	10 Jul 2020 11:13 am
6) 07102001.D RTX-071020		1	1.000	10 Jul 2020 11:41 am
7) 07102002.D CCB-071020		2	1.000	10 Jul 2020 12:20 pm
8) 07102003.D CRQL-DRO-071020		3	1.000	10 Jul 2020 12:53 pm
9) 07102004.D CCV-DRO-071020		4	1.000	10 Jul 2020 1:21 pm
10) 07102005.D CRQL-ORO-071020		5	1.000	10 Jul 2020 1:49 pm
11) 07102006.D CCV-ORO-071020		6	1.000	10 Jul 2020 2:17 pm
12) 07102007.D MB-51998		7	1.000	10 Jul 2020 2:45 pm
13) 07102008.D LCS-51998-DRO		8	1.000	10 Jul 2020 3:40 pm
14) 07102009.D LCSD-51998-DRO		9	1.000	10 Jul 2020 4:08 pm
15) 07102010.D 2006481-008A		10	1.000	10 Jul 2020 4:36 pm
16) 07102011.D 2006481-009A		11	1.000	10 Jul 2020 5:04 pm
17) 07102012.D 2006481-010A		12	1.000	10 Jul 2020 5:31 pm
18) 07102013.D 2006481-011A		13	1.000	10 Jul 2020 5:59 pm
19) 07102014.D 2006481-012A		14	1.000	10 Jul 2020 6:27 pm
20) 07102015.D 2006481-013A		15	1.000	10 Jul 2020 6:54 pm
21) 07102016.D 2006481-014A		16	1.000	10 Jul 2020 7:22 pm

22) 07102017.D 2006481-015A	17	1.000	10 Jul 2020	7:49 pm
23) 07102018.D 2006481-016A	18	1.000	10 Jul 2020	8:17 pm
24) 07102019.D 2006481-017A	19	1.000	10 Jul 2020	8:45 pm
25) 07102020.D CCCB-071020-1	2	1.000	10 Jul 2020	9:12 pm
26) 07102021.D CCV-DRO-071020-1	4	1.000	10 Jul 2020	9:40 pm
27) 07102022.D CCV-ORO-071020-1	6	1.000	10 Jul 2020	10:07 pm
28) 07102023.D 2006481-018A	20	1.000	10 Jul 2020	10:35 pm
29) 07102024.D 2006481-019A	21	1.000	10 Jul 2020	11:02 pm
30) 07102025.D 2006481-020A	22	1.000	10 Jul 2020	11:30 pm
31) 07102026.D 2006481-021A	23	1.000	10 Jul 2020	11:57 pm
32) 07102027.D 2006481-022A	24	1.000	11 Jul 2020	12:25 am
33) 07102028.D 2006481-023A	25	1.000	11 Jul 2020	12:52 am
34) 07102029.D 2006481-024A	26	1.000	11 Jul 2020	1:20 am
35) 07102030.D 2006481-025A	27	1.000	11 Jul 2020	1:47 am
36) 07102031.D 2006481-025AMS	28	1.000	11 Jul 2020	2:15 am
37) 07102032.D 2006481-025AMSD	29	1.000	11 Jul 2020	2:42 am
38) 07102033.D 2006518-001A	30	1.000	11 Jul 2020	3:10 am
39) 07102034.D 2006481-007A	31	1.000	11 Jul 2020	3:37 am
40) 07102035.D CCB-071020-2	2	1.000	11 Jul 2020	4:05 am
41) 07102036.D CCV-DRO-071020-2	4	1.000	11 Jul 2020	4:32 am
42) 07102037.D CCV-ORO-071020-2	6	1.000	11 Jul 2020	4:59 am

Data Path : R:\2\DATA\071020\  
 Data File : 07102001.D  
 Signal(s) : FID2B.CH  
 Acq On : 10 Jul 2020 11:41 am  
 Operator : GCSVOC-Dhiren  
 Sample : RTX-071020  
 Misc :  
 ALS Vial : 1 Sample Multiplier: 1

Integration File: EVENTS.E  
 Quant Time: Jul 10 13:33:38 2020  
 Quant Method : Z:\HPCHEM\2\METHODS\C10-40.M  
 Quant Title : Retention Time C8-40  
 QLast Update : Wed Dec 18 10:37:38 2019  
 Response via : Initial Calibration  
 Integrator: ChemStation 6890 Scale Mode: Large solvent peaks clipped

Volume Inj. :  
 Signal Phase :  
 Signal Info :

	Compound	R.T.	Response	Conc Units
-----				
Target	Compounds			
1)	C8	2.399	63715607	0.778 ug/mL
2)	C10	3.841	65231516	55.049 ug/mL
3)	C12	5.095	64292506	55.818 ug/mL
4)	C14	6.188	64280029	56.668 ug/mL
5)	C16	7.160	64488853	58.027 ug/mL
6)	C18	8.035	65609060	59.448 ug/mL
7)	C20	8.831	65487869	59.185 ug/mL
8)	C22	9.559	66793181	59.212 ug/mL
9)	C24	10.229	66111553	57.075 ug/mL
10)	C25	10.545	66853992	64.268 ug/mL
11)	C26	10.849	64211096	53.707 ug/mL
12)	C28	11.426	61246361	49.340 ug/mL
13)	C30	11.969	57860278	46.589 ug/mL
14)	C32	12.543	49981524	42.014 ug/mL
15)	C34	13.174	42544064	38.470 ug/mL
16)	C36	13.922	34654285	37.596 ug/mL
17)	C38	14.895	26255947	37.299 ug/mL
18)	C40	16.285	20652644	40.220 ug/mL
-----				

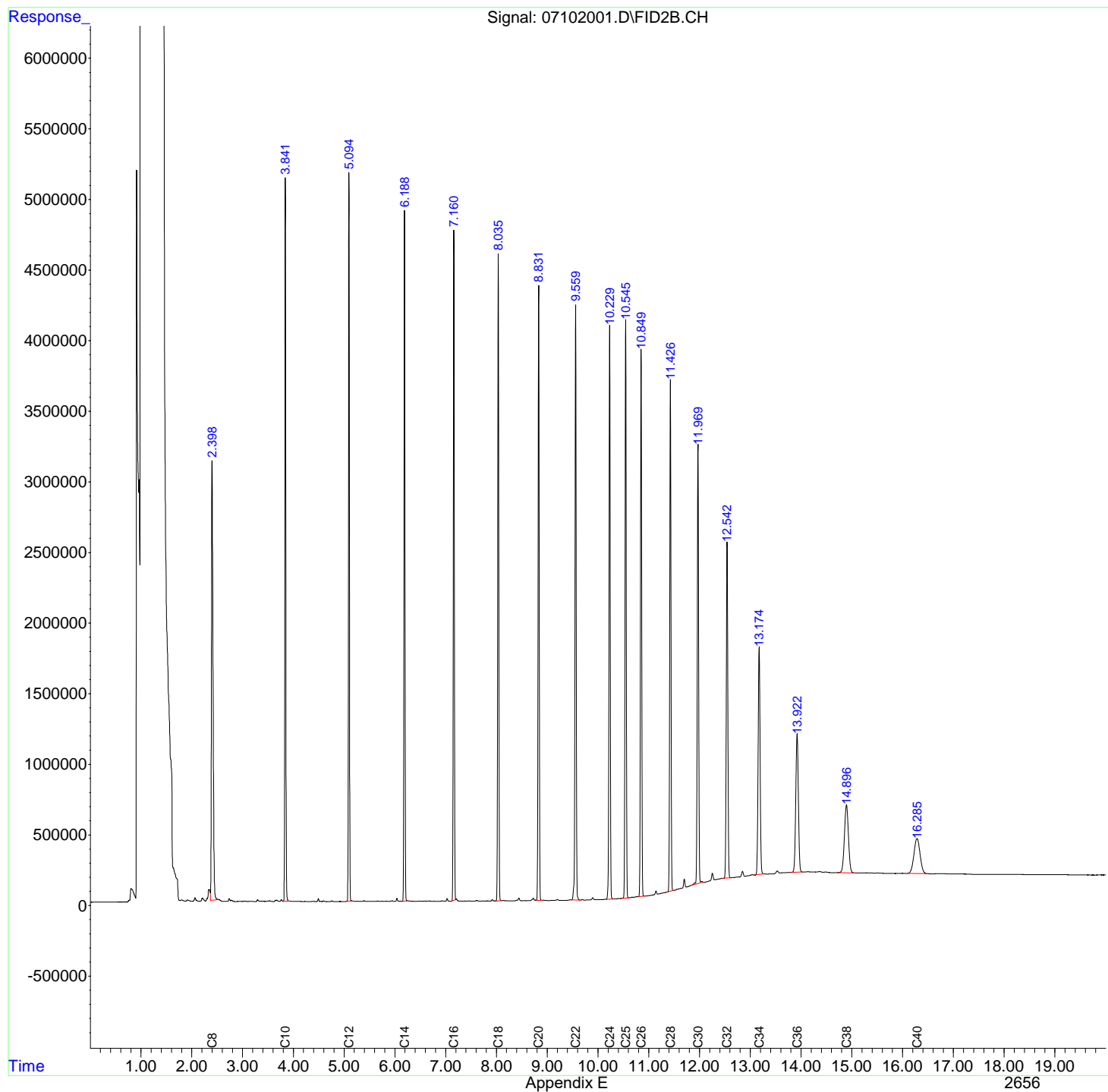
(f)=RT Delta > 1/2 Window

(m)=manual int.

Data Path : R:\2\DATA\071020\  
Data File : 07102001.D  
Signal(s) : FID2B.CH  
Acq On : 10 Jul 2020 11:41 am  
Operator : GCSVOC-Dhiren  
Sample : RTX-071020  
Misc :  
ALS Vial : 1 Sample Multiplier: 1

Integration File: EVENTS.E  
Quant Time: Jul 10 13:33:38 2020  
Quant Method : Z:\HPCHEM\2\METHODS\C10-40.M  
Quant Title : Rentention Time C8-40  
QLast Update : Wed Dec 18 10:37:38 2019  
Response via : Initial Calibration  
Integrator: ChemStation 6890 Scale Mode: Large solvent peaks clipped

Volume Inj. :  
Signal Phase :  
Signal Info :



Data Path : R:\2\DATA\071020\  
 Data File : 07102002.D  
 Signal(s) : FID2B.CH  
 Acq On : 10 Jul 2020 12:20 pm  
 Operator : GCSVOC-Dhiren  
 Sample : CCB-071020  
 Misc :  
 ALS Vial : 2 Sample Multiplier: 1

Integration File: EVENTS.E  
 Quant Time: Jul 10 13:36:33 2020  
 Quant Method : Z:\HPCHEM\2\METHODS\022820DRO-ORO.M  
 Quant Title : DRO-ORO 09-09-15 DRO/ORO  
 QLast Update : Fri Feb 28 16:32:12 2020  
 Response via : Initial Calibration  
 Integrator: ChemStation 6890 Scale Mode: Large solvent peaks clipped

Volume Inj. :  
 Signal Phase :  
 Signal Info :

Compound	R.T.	Response	Conc	Units
-----				
System Monitoring Compounds				
4) S n-Eicosane	8.831	29763803	15.428	ug/mL
8) S1 Squalene	11.556	24136970	14.518	ug/mLm
Target Compounds				
1) H DRO C10-C20	0.000	0	N.D.	ug/mL
2) H DRO C10-C25	0.000	0	N.D.	ug/mL
3) H DRO C10-C28	0.000	0	N.D.	ug/mL
5) H1 ORO C20-C34	0.000	0	N.D.	ug/mL
6) H1 ORO C25-C36	0.000	0	N.D.	ug/mL
7) H1 DRO C10-C36	0.000	0	N.D.	ug/mL
-----				

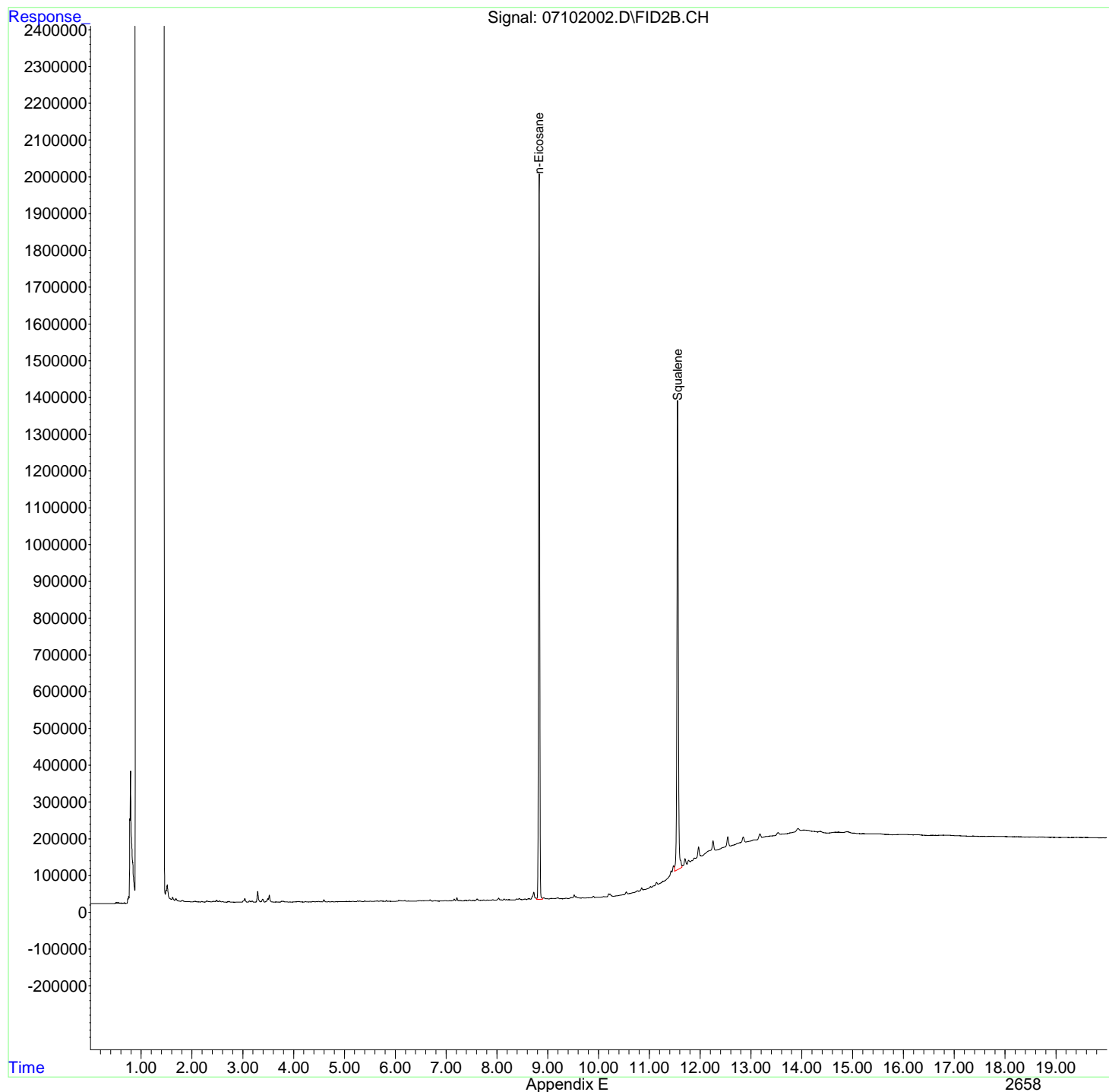
(f)=RT Delta > 1/2 Window

(m)=manual int.

Data Path : R:\2\DATA\071020\  
Data File : 07102002.D  
Signal(s) : FID2B.CH  
Acq On : 10 Jul 2020 12:20 pm  
Operator : GCSVOC-Dhiren  
Sample : CCB-071020  
Misc :  
ALS Vial : 2 Sample Multiplier: 1

Integration File: EVENTS.E  
Quant Time: Jul 10 13:36:33 2020  
Quant Method : Z:\HPCHEM\2\METHODS\022820DRO-ORO.M  
Quant Title : DRO-ORO 09-09-15 DRO/ORO  
QLast Update : Fri Feb 28 16:32:12 2020  
Response via : Initial Calibration  
Integrator: ChemStation 6890 Scale Mode: Large solvent peaks clipped

Volume Inj. :  
Signal Phase :  
Signal Info :



Data Path : R:\2\DATA\071020\  
 Data File : 07102003.D  
 Signal(s) : FID2B.CH  
 Acq On : 10 Jul 2020 12:53 pm  
 Operator : GCSVOC-Dhiren  
 Sample : CRQL-DRO-071020  
 Misc :  
 ALS Vial : 3 Sample Multiplier: 1

Integration File: EVENTS.E  
 Quant Time: Jul 10 13:47:27 2020  
 Quant Method : Z:\HPCHEM\2\METHODS\022820DRO-ORO.M  
 Quant Title : DRO-ORO 09-09-15 DRO/ORO  
 QLast Update : Fri Feb 28 16:32:12 2020  
 Response via : Initial Calibration  
 Integrator: ChemStation 6890 Scale Mode: Large solvent peaks clipped

Volume Inj. :  
 Signal Phase :  
 Signal Info :

Compound	R.T.	Response	Conc Units
-----			
System Monitoring Compounds			
4) S n-Eicosane	0.000	0	N.D. ug/mL
8) S1 Squalene	11.556	4124847	1.854 ug/mLm
Target Compounds			
1) H DRO C10-C20	5.050	94199463	46.957 ug/mLm
2) H DRO C10-C25	5.150	107463321	49.636 ug/mLm
3) H DRO C10-C28	6.850	120385309	48.923 ug/mLm
5) H1 ORO C20-C34	0.000	0	N.D. ug/mL
6) H1 ORO C25-C36	0.000	0	N.D. ug/mL
7) H1 DRO C10-C36	0.000	0	N.D. ug/mL
-----			

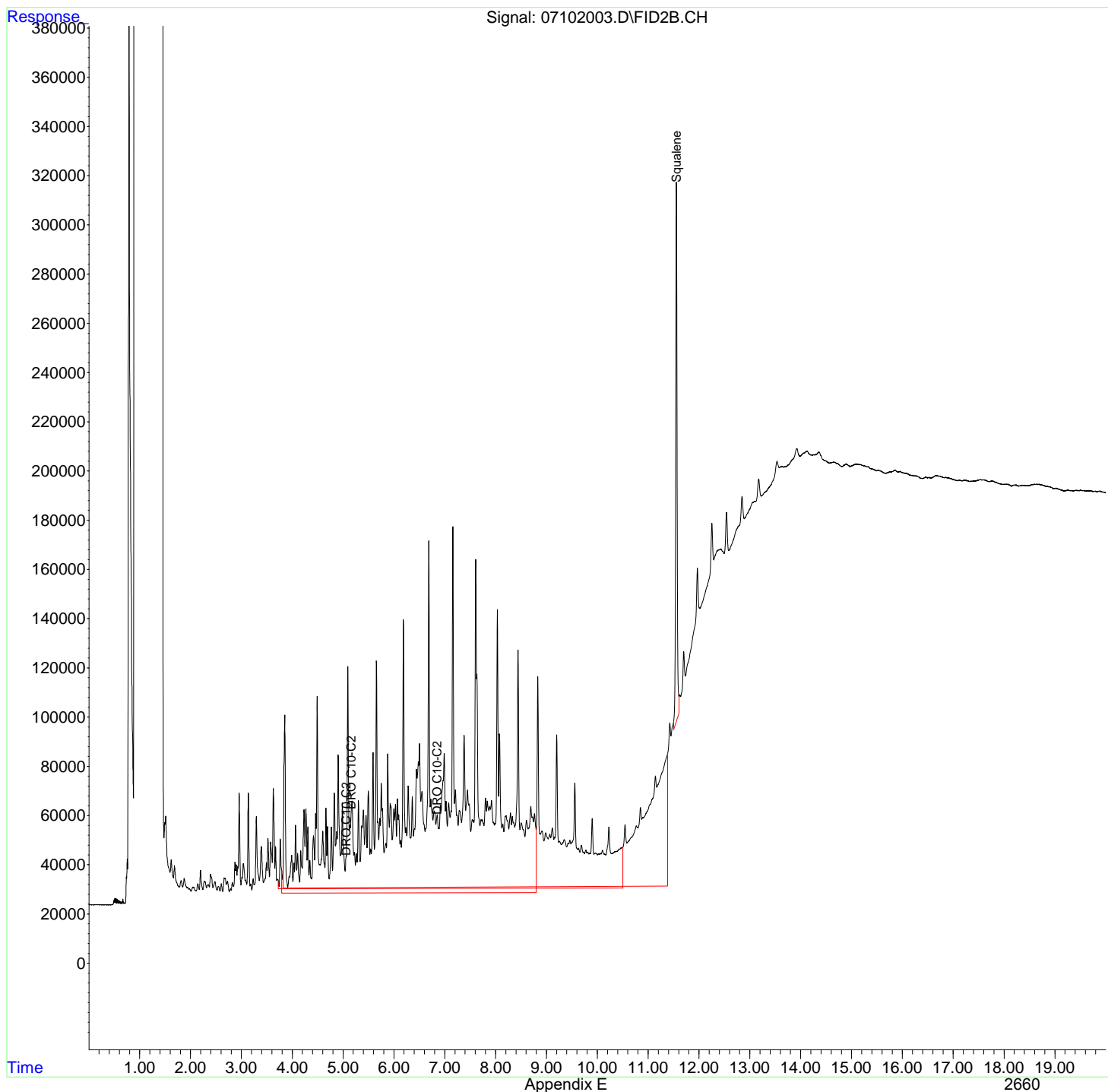
(f)=RT Delta > 1/2 Window

(m)=manual int.

Data Path : R:\2\DATA\071020\  
Data File : 07102003.D  
Signal(s) : FID2B.CH  
Acq On : 10 Jul 2020 12:53 pm  
Operator : GCSVOC-Dhiren  
Sample : CRQL-DRO-071020  
Misc :  
ALS Vial : 3 Sample Multiplier: 1

Integration File: EVENTS.E  
Quant Time: Jul 10 13:47:27 2020  
Quant Method : Z:\HPCHEM\2\METHODS\022820DRO-ORO.M  
Quant Title : DRO-ORO 09-09-15 DRO/ORO  
QLast Update : Fri Feb 28 16:32:12 2020  
Response via : Initial Calibration  
Integrator: ChemStation 6890 Scale Mode: Large solvent peaks clipped

Volume Inj. :  
Signal Phase :  
Signal Info :





Data Path : R:\2\DATA\071020\  
 Data File : 07102004.D  
 Signal(s) : FID2B.CH  
 Acq On : 10 Jul 2020 1:21 pm  
 Operator : GCSVOC-Dhiren  
 Sample : CCV-DRO-071020  
 Misc :  
 ALS Vial : 4 Sample Multiplier: 1

Integration File: EVENTS.E  
 Quant Time: Jul 13 15:57:29 2020  
 Quant Method : Z:\HPCHEM\2\METHODS\022820DRO-ORO.M  
 Quant Title : DRO-ORO 09-09-15 DRO/ORO  
 QLast Update : Fri Feb 28 16:32:12 2020  
 Response via : Initial Calibration  
 Integrator: ChemStation 6890 Scale Mode: Large solvent peaks clipped

Volume Inj. :  
 Signal Phase :  
 Signal Info :

Min. RRF : 0.000 Min. Rel. Area : 50% Max. R.T. Dev 0.50min  
 Max. RRF Dev : 15% Max. Rel. Area : 150%

	Compound	Amount	Calc.	%Dev	Area%	Dev (Min)
1 H	DRO C10-C20	1000.000	1038.545	-3.9	0	0.00
2 H	DRO C10-C25	1000.000	983.216	1.7	0	0.00
3 H	DRO C10-C28	1000.000	969.193	3.1	0	0.00
5 H1	ORO C20-C34	1000.000	-91.433	109.1#	0	-9.23#
6 H1	ORO C25-C36	1000.000	-101.390	110.1#	0	-10.70#
7 H1	DRO C10-C36	1000.000	1130.896	-13.1	0	0.00
8 S1	Squalene	20.000	20.294	-1.5	0	0.00

Evaluate Continuing Calibration Report - Not Found

4 S	n-Eicosane	10.000	0.000	100.0#	0	-8.83#
-----	------------	--------	-------	--------	---	--------

(#) = Out of Range

SPCC's out = 0 CCC's out = 0

Data Path : R:\2\DATA\071020\  
 Data File : 07102004.D  
 Signal(s) : FID2B.CH  
 Acq On : 10 Jul 2020 1:21 pm  
 Operator : GCSVOC-Dhiren  
 Sample : CCV-DRO-071020  
 Misc :  
 ALS Vial : 4 Sample Multiplier: 1

Integration File: EVENTS.E  
 Quant Time: Jul 13 15:57:29 2020  
 Quant Method : Z:\HPCHEM\2\METHODS\022820DRO-ORO.M  
 Quant Title : DRO-ORO 09-09-15 DRO/ORO  
 QLast Update : Fri Feb 28 16:32:12 2020  
 Response via : Initial Calibration  
 Integrator: ChemStation 6890 Scale Mode: Large solvent peaks clipped

Volume Inj. :  
 Signal Phase :  
 Signal Info :

Compound	R.T.	Response	Conc	Units
-----				
System Monitoring Compounds				
4) S n-Eicosane	0.000	0	N.D.	ug/mL
8) S1 Squalene	11.554	33265549	20.294	ug/mLm
Target Compounds				
1) H DRO C10-C20	5.050	1570440097	1038.545	ug/mLm
2) H DRO C10-C25	5.150	1729762722	983.216	ug/mLm
3) H DRO C10-C28	6.850	1753940911	969.193	ug/mLm
5) H1 ORO C20-C34	0.000	0	N.D.	ug/mL
6) H1 ORO C25-C36	0.000	0	N.D.	ug/mL
7) H1 DRO C10-C36	8.400	2151655895	1130.896	ug/mLm
-----				

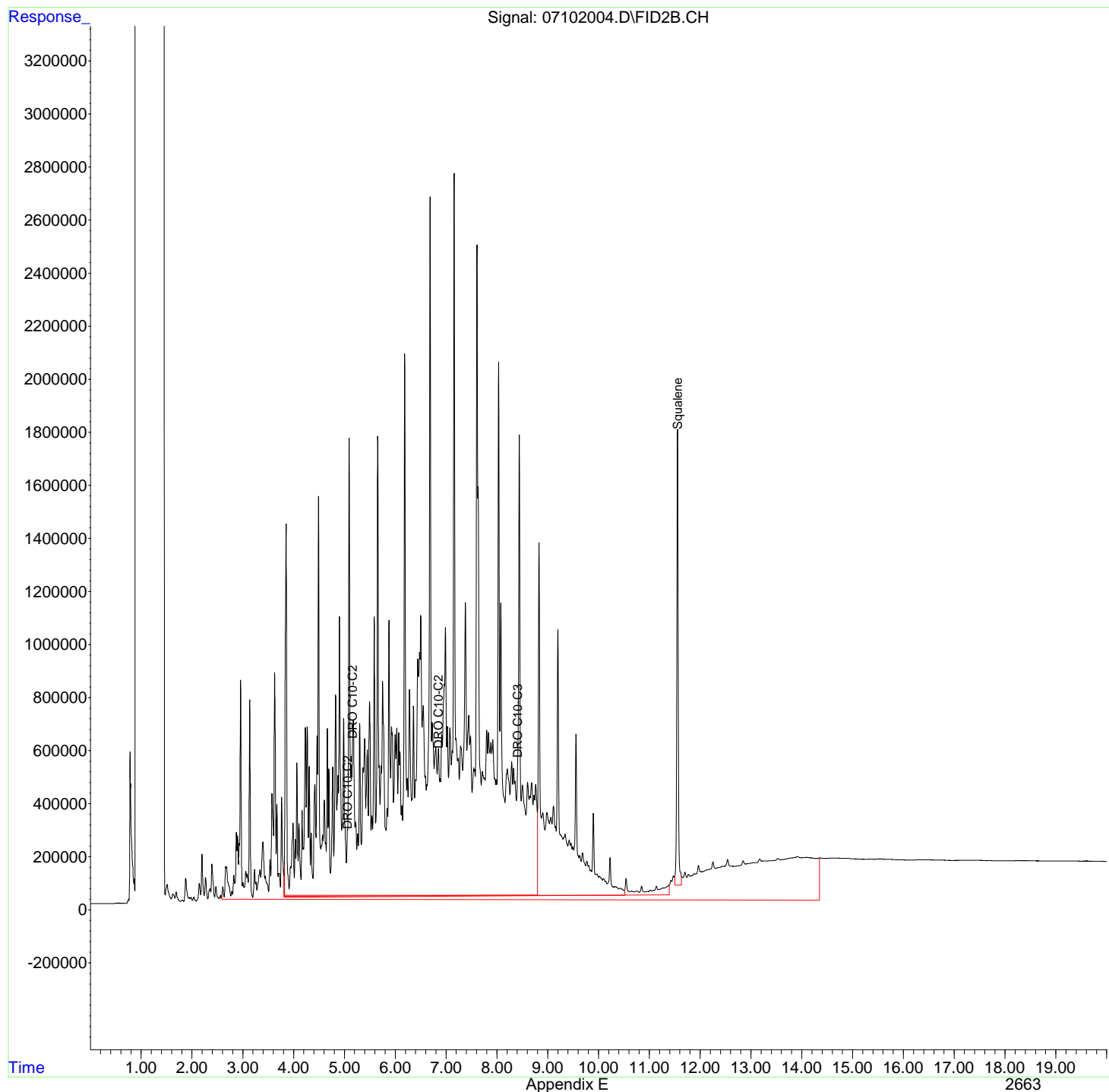
(f)=RT Delta > 1/2 Window

(m)=manual int.

Data Path : R:\2\DATA\071020\  
Data File : 07102004.D  
Signal(s) : FID2B.CH  
Acq On : 10 Jul 2020 1:21 pm  
Operator : GCSVOC-Dhiren  
Sample : CCV-DRO-071020  
Misc :  
ALS Vial : 4 Sample Multiplier: 1

Integration File: EVENTS.E  
Quant Time: Jul 13 15:57:29 2020  
Quant Method : Z:\HPCHEM\2\METHODS\022820DRO-ORO.M  
Quant Title : DRO-ORO 09-09-15 DRO/ORO  
QLast Update : Fri Feb 28 16:32:12 2020  
Response via : Initial Calibration  
Integrator: ChemStation 6890 Scale Mode: Large solvent peaks clipped

Volume Inj. :  
Signal Phase :  
Signal Info :



Data Path : R:\2\DATA\071020\  
 Data File : 07102005.D  
 Signal(s) : FID2B.CH  
 Acq On : 10 Jul 2020 1:49 pm  
 Operator : GCSVOC-Dhiren  
 Sample : CRQL-ORO-071020  
 Misc :  
 ALS Vial : 5 Sample Multiplier: 1

Integration File: EVENTS.E  
 Quant Time: Jul 10 16:53:31 2020  
 Quant Method : Z:\HPCHEM\2\METHODS\022820DRO-ORO.M  
 Quant Title : DRO-ORO 09-09-15 DRO/ORO  
 QLast Update : Fri Feb 28 16:32:12 2020  
 Response via : Initial Calibration  
 Integrator: ChemStation 6890 Scale Mode: Large solvent peaks clipped

Volume Inj. :  
 Signal Phase :  
 Signal Info :

Compound	R.T.	Response	Conc Units
-----			
System Monitoring Compounds			
4) S n-Eicosane	8.827	5588813	2.407 ug/mL
8) S1 Squalene	11.560	360775	N.D. ug/mL
Target Compounds			
1) H DRO C10-C20	0.000	0	N.D. ug/mL
2) H DRO C10-C25	0.000	0	N.D. ug/mL
3) H DRO C10-C28	0.000	0	N.D. ug/mL
5) H1 ORO C20-C34	9.230	308735386	195.565 ug/mLm
6) H1 ORO C25-C36	10.700	381967241	197.362 ug/mLm
7) H1 DRO C10-C36	0.000	0	N.D. ug/mL
-----			

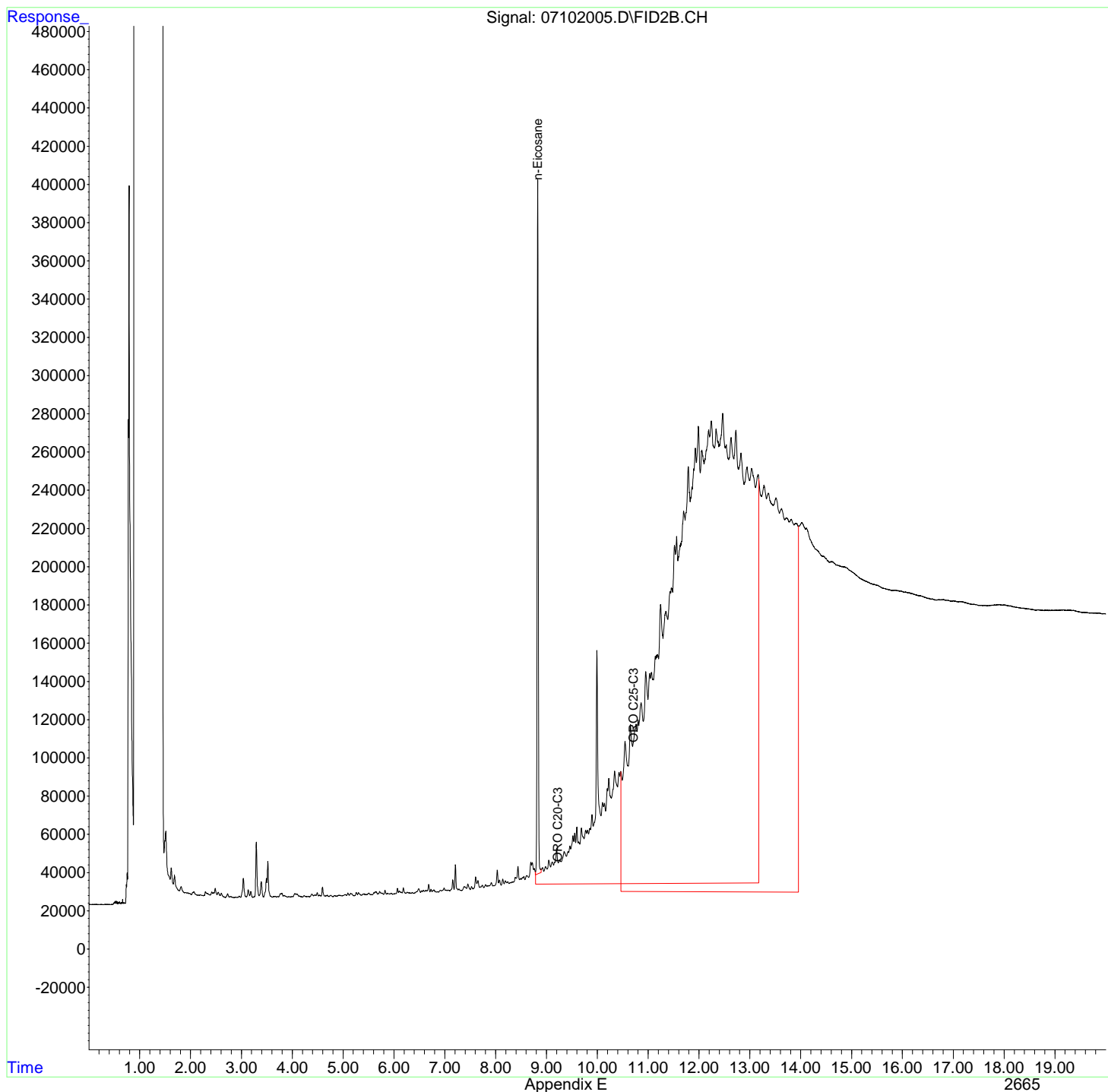
(f)=RT Delta > 1/2 Window

(m)=manual int.

Data Path : R:\2\DATA\071020\  
Data File : 07102005.D  
Signal(s) : FID2B.CH  
Acq On : 10 Jul 2020 1:49 pm  
Operator : GCSVOC-Dhiren  
Sample : CRQL-ORO-071020  
Misc :  
ALS Vial : 5 Sample Multiplier: 1

Integration File: EVENTS.E  
Quant Time: Jul 10 16:53:31 2020  
Quant Method : Z:\HPCHEM\2\METHODS\022820DRO-ORO.M  
Quant Title : DRO-ORO 09-09-15 DRO/ORO  
QLast Update : Fri Feb 28 16:32:12 2020  
Response via : Initial Calibration  
Integrator: ChemStation 6890 Scale Mode: Large solvent peaks clipped

Volume Inj. :  
Signal Phase :  
Signal Info :



Data Path : R:\2\DATA\071020\  
 Data File : 07102006.D  
 Signal(s) : FID2B.CH  
 Acq On : 10 Jul 2020 2:17 pm  
 Operator : GCSVOC-Dhiren  
 Sample : CCV-ORO-071020  
 Misc :  
 ALS Vial : 6 Sample Multiplier: 1

Integration File: EVENTS.E  
 Quant Time: Jul 10 16:57:40 2020  
 Quant Method : Z:\HPCHEM\2\METHODS\022820DRO-ORO.M  
 Quant Title : DRO-ORO 09-09-15 DRO/ORO  
 QLast Update : Fri Feb 28 16:32:12 2020  
 Response via : Initial Calibration  
 Integrator: ChemStation 6890 Scale Mode: Large solvent peaks clipped

Volume Inj. :  
 Signal Phase :  
 Signal Info :

Min. RRF : 0.000 Min. Rel. Area : 50% Max. R.T. Dev 0.50min  
 Max. RRF Dev : 15% Max. Rel. Area : 150%

	Compound	Amount	Calc.	%Dev	Area%	Dev (Min)
4 S	n-Eicosane	10.000	11.479	-14.8	0	0.00
5 H1	ORO C20-C34	1000.000	875.652	12.4	0	0.00
6 H1	ORO C25-C36	1000.000	778.141	22.2#	0	0.00
7 H1	DRO C10-C36	1000.000	-108.348	110.8#	0	-8.40#

Evaluate Continuing Calibration Report - Not Found

1 H	DRO C10-C20	1000.000	0.000	100.0#	0	-5.05#
2 H	DRO C10-C25	1000.000	0.000	100.0#	0	-5.15#
3 H	DRO C10-C28	1000.000	0.000	100.0#	0	-6.85#
8 S1	Squalene	20.000	0.000	100.0#	0	-11.56#

(#) = Out of Range

SPCC's out = 0 CCC's out = 0

Data Path : R:\2\DATA\071020\  
 Data File : 07102006.D  
 Signal(s) : FID2B.CH  
 Acq On : 10 Jul 2020 2:17 pm  
 Operator : GCSVOC-Dhiren  
 Sample : CCV-ORO-071020  
 Misc :  
 ALS Vial : 6 Sample Multiplier: 1

Integration File: EVENTS.E  
 Quant Time: Jul 10 16:57:40 2020  
 Quant Method : Z:\HPCHEM\2\METHODS\022820DRO-ORO.M  
 Quant Title : DRO-ORO 09-09-15 DRO/ORO  
 QLast Update : Fri Feb 28 16:32:12 2020  
 Response via : Initial Calibration  
 Integrator: ChemStation 6890 Scale Mode: Large solvent peaks clipped

Volume Inj. :  
 Signal Phase :  
 Signal Info :

Compound	R.T.	Response	Conc Units
-----			
System Monitoring Compounds			
4) S n-Eicosane	8.828	22432339	11.479 ug/mL
8) S1 Squalene	0.000	0	N.D. ug/mL
Target Compounds			
1) H DRO C10-C20	0.000	0	N.D. ug/mL
2) H DRO C10-C25	0.000	0	N.D. ug/mL
3) H DRO C10-C28	0.000	0	N.D. ug/mL
5) H1 ORO C20-C34	9.230	1039182902	875.652 ug/mLm
6) H1 ORO C25-C36	10.700	1123574437	778.141 ug/mLm
7) H1 DRO C10-C36	0.000	0	N.D. ug/mL
-----			

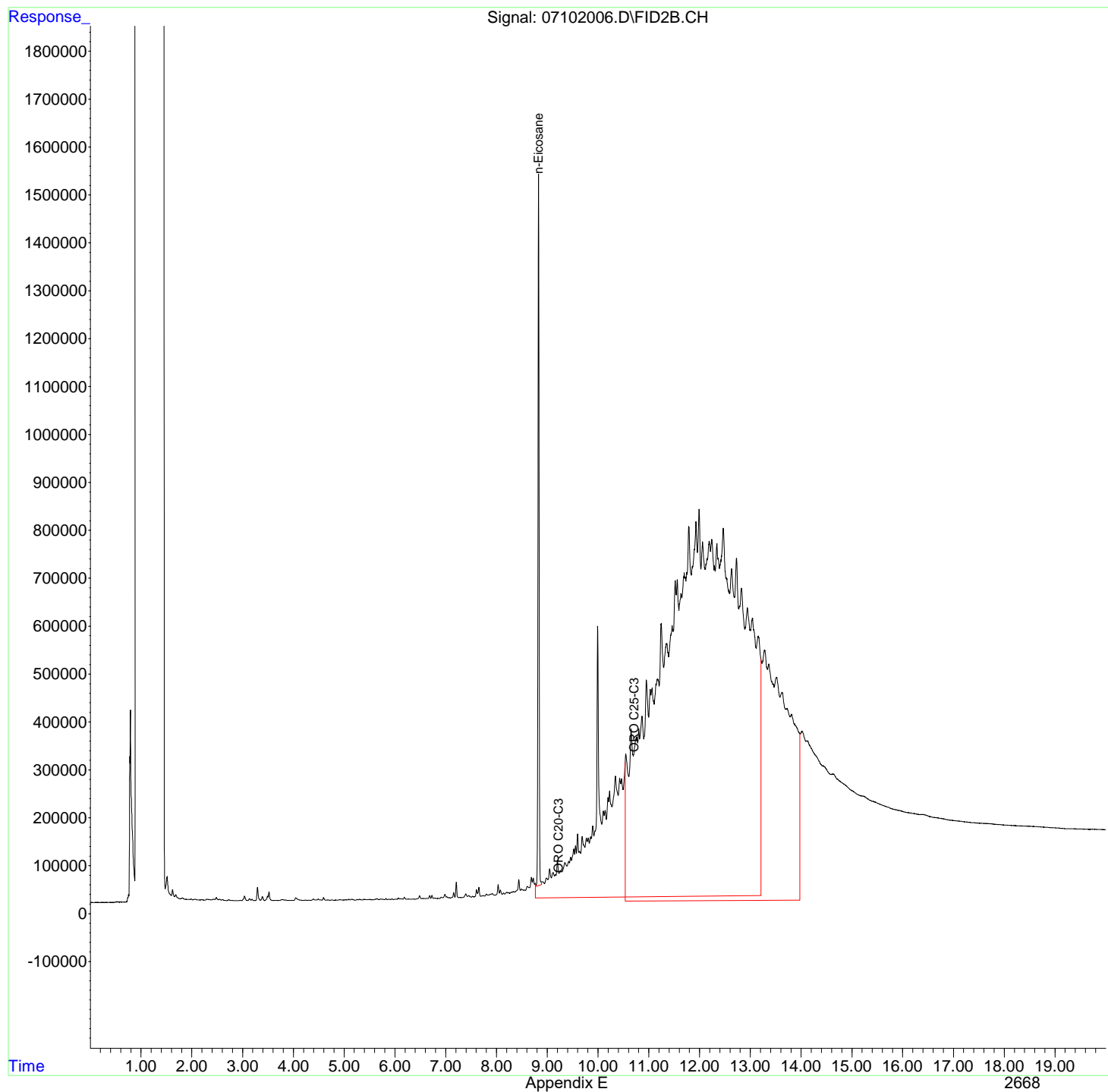
(f)=RT Delta > 1/2 Window

(m)=manual int.

Data Path : R:\2\DATA\071020\  
Data File : 07102006.D  
Signal(s) : FID2B.CH  
Acq On : 10 Jul 2020 2:17 pm  
Operator : GCSVOC-Dhiren  
Sample : CCV-ORO-071020  
Misc :  
ALS Vial : 6 Sample Multiplier: 1

Integration File: EVENTS.E  
Quant Time: Jul 10 16:57:40 2020  
Quant Method : Z:\HPCHEM\2\METHODS\022820DRO-ORO.M  
Quant Title : DRO-ORO 09-09-15 DRO/ORO  
QLast Update : Fri Feb 28 16:32:12 2020  
Response via : Initial Calibration  
Integrator: ChemStation 6890 Scale Mode: Large solvent peaks clipped

Volume Inj. :  
Signal Phase :  
Signal Info :





Data Path : R:\2\DATA\071020\  
 Data File : 07102007.D  
 Signal(s) : FID2B.CH  
 Acq On : 10 Jul 2020 2:45 pm  
 Operator : GCSVOC-Dhiren  
 Sample : MB-51998  
 Misc :  
 ALS Vial : 7 Sample Multiplier: 1

Integration File: EVENTS.E  
 Quant Time: Jul 10 16:58:55 2020  
 Quant Method : Z:\HPCHEM\2\METHODS\022820DRO-ORO.M  
 Quant Title : DRO-ORO 09-09-15 DRO/ORO  
 QLast Update : Fri Feb 28 16:32:12 2020  
 Response via : Initial Calibration  
 Integrator: ChemStation 6890 Scale Mode: Large solvent peaks clipped

Volume Inj. :  
 Signal Phase :  
 Signal Info :

Compound	R.T.	Response	Conc	Units
-----				
System Monitoring Compounds				
4) S n-Eicosane	8.827	27335320	14.120	ug/mL
8) S1 Squalene	11.554	21626041	12.929	ug/mL
Target Compounds				
1) H DRO C10-C20	0.000	0	N.D.	ug/mL
2) H DRO C10-C25	0.000	0	N.D.	ug/mL
3) H DRO C10-C28	0.000	0	N.D.	ug/mL
5) H1 ORO C20-C34	0.000	0	N.D.	ug/mL
6) H1 ORO C25-C36	0.000	0	N.D.	ug/mL
7) H1 DRO C10-C36	0.000	0	N.D.	ug/mL
-----				

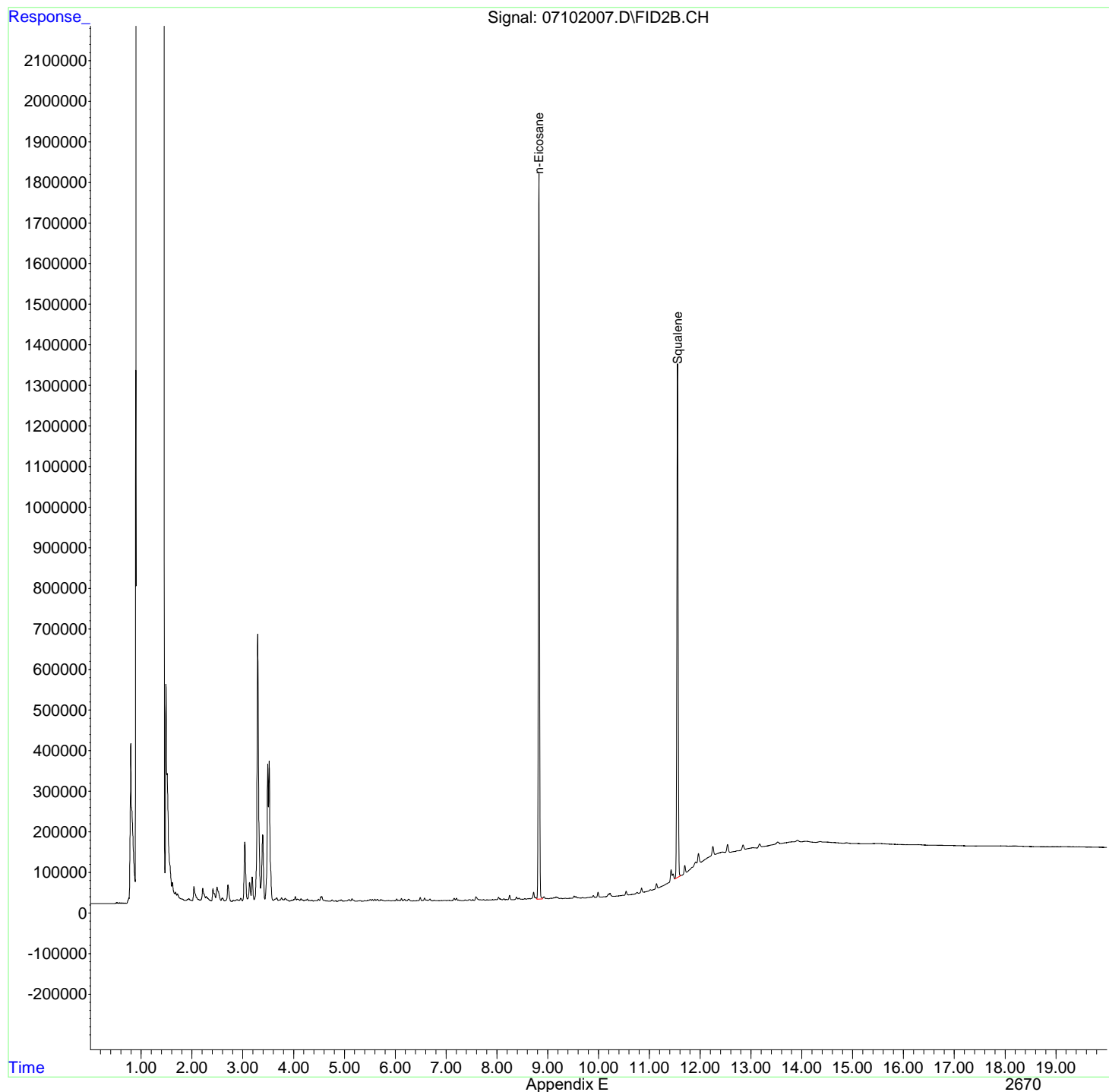
(f)=RT Delta > 1/2 Window

(m)=manual int.

Data Path : R:\2\DATA\071020\  
Data File : 07102007.D  
Signal(s) : FID2B.CH  
Acq On : 10 Jul 2020 2:45 pm  
Operator : GCSVOC-Dhiren  
Sample : MB-51998  
Misc :  
ALS Vial : 7 Sample Multiplier: 1

Integration File: EVENTS.E  
Quant Time: Jul 10 16:58:55 2020  
Quant Method : Z:\HPCHEM\2\METHODS\022820DRO-ORO.M  
Quant Title : DRO-ORO 09-09-15 DRO/ORO  
QLast Update : Fri Feb 28 16:32:12 2020  
Response via : Initial Calibration  
Integrator: ChemStation 6890 Scale Mode: Large solvent peaks clipped

Volume Inj. :  
Signal Phase :  
Signal Info :



Data Path : R:\2\DATA\071020\  
 Data File : 07102008.D  
 Signal(s) : FID2B.CH  
 Acq On : 10 Jul 2020 3:40 pm  
 Operator : GCSVOC-Dhiren  
 Sample : LCS-51998-DRO  
 Misc :  
 ALS Vial : 8 Sample Multiplier: 1

Integration File: EVENTS.E  
 Quant Time: Jul 10 17:03:33 2020  
 Quant Method : Z:\HPCHEM\2\METHODS\022820DRO-ORO.M  
 Quant Title : DRO-ORO 09-09-15 DRO/ORO  
 QLast Update : Fri Feb 28 16:32:12 2020  
 Response via : Initial Calibration  
 Integrator: ChemStation 6890 Scale Mode: Large solvent peaks clipped

Volume Inj. :  
 Signal Phase :  
 Signal Info :

Compound	R.T.	Response	Conc Units
-----			
System Monitoring Compounds			
4) S n-Eicosane	8.827	38403784	20.081 ug/mLm
8) S1 Squalene	11.555	31066547	18.903 ug/mL
Target Compounds			
1) H DRO C10-C20	5.050	697754827	452.364 ug/mLm
2) H DRO C10-C25	5.150	757813026	423.891 ug/mLm
3) H DRO C10-C28	6.850	766014798	412.641 ug/mLm
5) H1 ORO C20-C34	0.000	0	N.D. ug/mL
6) H1 ORO C25-C36	0.000	0	N.D. ug/mL
7) H1 DRO C10-C36	0.000	0	N.D. ug/mL
-----			

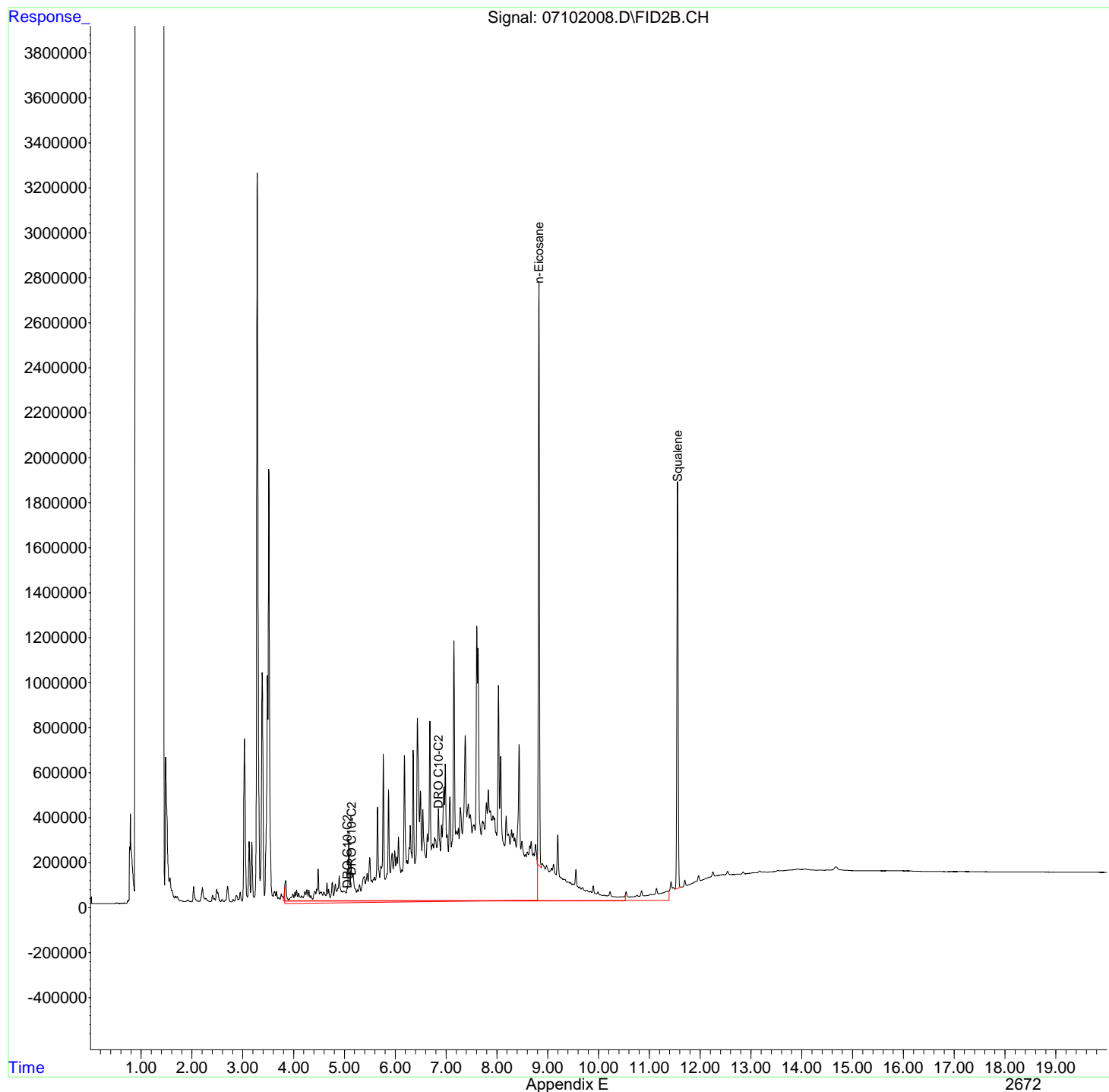
(f)=RT Delta > 1/2 Window

(m)=manual int.

Data Path : R:\2\DATA\071020\  
Data File : 07102008.D  
Signal(s) : FID2B.CH  
Acq On : 10 Jul 2020 3:40 pm  
Operator : GCSVOC-Dhiren  
Sample : LCS-51998-DRO  
Misc :  
ALS Vial : 8 Sample Multiplier: 1

Integration File: EVENTS.E  
Quant Time: Jul 10 17:03:33 2020  
Quant Method : Z:\HPCHEM\2\METHODS\022820DRO-ORO.M  
Quant Title : DRO-ORO 09-09-15 DRO/ORO  
QLast Update : Fri Feb 28 16:32:12 2020  
Response via : Initial Calibration  
Integrator: ChemStation 6890 Scale Mode: Large solvent peaks clipped

Volume Inj. :  
Signal Phase :  
Signal Info :



Data Path : R:\2\DATA\071020\  
 Data File : 07102009.D  
 Signal(s) : FID2B.CH  
 Acq On : 10 Jul 2020 4:08 pm  
 Operator : GCSVOC-Dhiren  
 Sample : LCSD-51998-DRO  
 Misc :  
 ALS Vial : 9 Sample Multiplier: 1

Integration File: EVENTS.E  
 Quant Time: Jul 10 17:13:16 2020  
 Quant Method : Z:\HPCHEM\2\METHODS\022820DRO-ORO.M  
 Quant Title : DRO-ORO 09-09-15 DRO/ORO  
 QLast Update : Fri Feb 28 16:32:12 2020  
 Response via : Initial Calibration  
 Integrator: ChemStation 6890 Scale Mode: Large solvent peaks clipped

Volume Inj. :  
 Signal Phase :  
 Signal Info :

Compound	R.T.	Response	Conc Units
-----			
System Monitoring Compounds			
4) S n-Eicosane	8.824	39702160	20.781 ug/mLm
8) S1 Squalene	11.552	33501300	20.443 ug/mL
Target Compounds			
1) H DRO C10-C20	5.050	703660270	456.331 ug/mLm
2) H DRO C10-C25	5.150	759384216	424.795 ug/mLm
3) H DRO C10-C28	6.850	774305214	417.311 ug/mLm
5) H1 ORO C20-C34	0.000	0	N.D. ug/mL
6) H1 ORO C25-C36	0.000	0	N.D. ug/mL
7) H1 DRO C10-C36	0.000	0	N.D. ug/mL
-----			

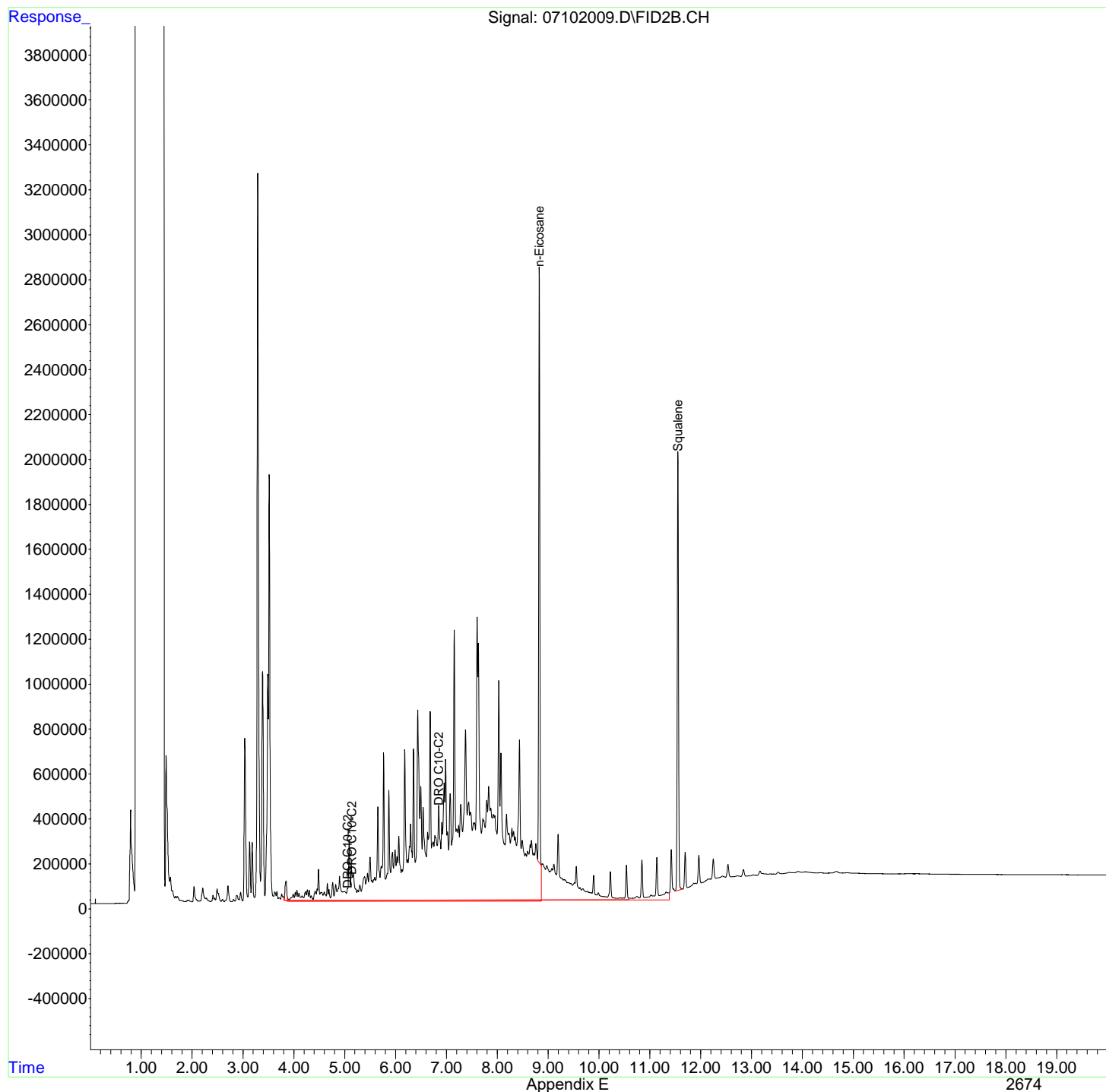
(f)=RT Delta > 1/2 Window

(m)=manual int.

Data Path : R:\2\DATA\071020\  
Data File : 07102009.D  
Signal(s) : FID2B.CH  
Acq On : 10 Jul 2020 4:08 pm  
Operator : GCSVOC-Dhiren  
Sample : LCSD-51998-DRO  
Misc :  
ALS Vial : 9 Sample Multiplier: 1

Integration File: EVENTS.E  
Quant Time: Jul 10 17:13:16 2020  
Quant Method : Z:\HPCHEM\2\METHODS\022820DRO-ORO.M  
Quant Title : DRO-ORO 09-09-15 DRO/ORO  
QLast Update : Fri Feb 28 16:32:12 2020  
Response via : Initial Calibration  
Integrator: ChemStation 6890 Scale Mode: Large solvent peaks clipped

Volume Inj. :  
Signal Phase :  
Signal Info :



Data Path : R:\2\DATA\071020\  
 Data File : 07102020.D  
 Signal(s) : FID2B.CH  
 Acq On : 10 Jul 2020 9:12 pm  
 Operator : GCSVOC-Dhiren  
 Sample : CCB-071020-1  
 Misc :  
 ALS Vial : 2 Sample Multiplier: 1

Integration File: EVENTS.E  
 Quant Time: Jul 13 16:03:24 2020  
 Quant Method : Z:\HPCHEM\2\METHODS\022820DRO-ORO.M  
 Quant Title : DRO-ORO 09-09-15 DRO/ORO  
 QLast Update : Fri Feb 28 16:32:12 2020  
 Response via : Initial Calibration  
 Integrator: ChemStation 6890 Scale Mode: Large solvent peaks clipped

Volume Inj. :  
 Signal Phase :  
 Signal Info :

Compound	R.T.	Response	Conc	Units
-----				
System Monitoring Compounds				
4) S n-Eicosane	8.832	30095247	15.606	ug/mL
8) S1 Squalene	11.558	25486752	15.372	ug/mLm
Target Compounds				
1) H DRO C10-C20	0.000	0	N.D.	ug/mL
2) H DRO C10-C25	0.000	0	N.D.	ug/mL
3) H DRO C10-C28	0.000	0	N.D.	ug/mL
5) H1 ORO C20-C34	0.000	0	N.D.	ug/mL
6) H1 ORO C25-C36	0.000	0	N.D.	ug/mL
7) H1 DRO C10-C36	0.000	0	N.D.	ug/mL
-----				

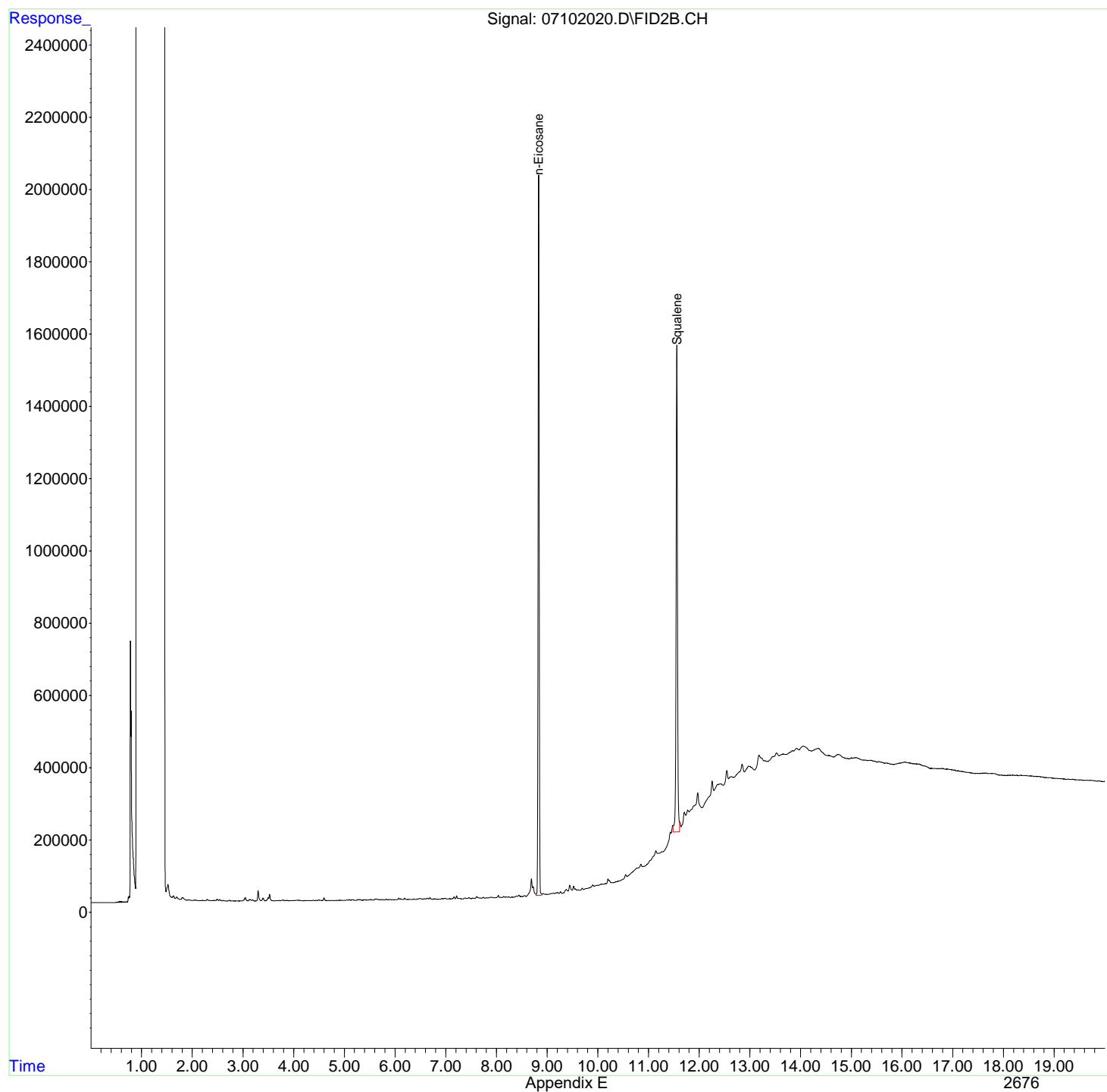
(f)=RT Delta > 1/2 Window

(m)=manual int.

Data Path : R:\2\DATA\071020\  
Data File : 07102020.D  
Signal(s) : FID2B.CH  
Acq On : 10 Jul 2020 9:12 pm  
Operator : GCSVOC-Dhiren  
Sample : CCB-071020-1  
Misc :  
ALS Vial : 2 Sample Multiplier: 1

Integration File: EVENTS.E  
Quant Time: Jul 13 16:03:24 2020  
Quant Method : Z:\HPCHEM\2\METHODS\022820DRO-ORO.M  
Quant Title : DRO-ORO 09-09-15 DRO/ORO  
QLast Update : Fri Feb 28 16:32:12 2020  
Response via : Initial Calibration  
Integrator: ChemStation 6890 Scale Mode: Large solvent peaks clipped

Volume Inj. :  
Signal Phase :  
Signal Info :





Data Path : R:\2\DATA\071020\  
 Data File : 07102021.D  
 Signal(s) : FID2B.CH  
 Acq On : 10 Jul 2020 9:40 pm  
 Operator : GCSVOC-Dhiren  
 Sample : CCV-DRO-071020-1  
 Misc :  
 ALS Vial : 4 Sample Multiplier: 1

Integration File: EVENTS.E  
 Quant Time: Jul 11 20:21:46 2020  
 Quant Method : Z:\HPCHEM\2\METHODS\022820DRO-ORO.M  
 Quant Title : DRO-ORO 09-09-15 DRO/ORO  
 QLast Update : Fri Feb 28 16:32:12 2020  
 Response via : Initial Calibration  
 Integrator: ChemStation 6890 Scale Mode: Large solvent peaks clipped

Volume Inj. :  
 Signal Phase :  
 Signal Info :

Min. RRF : 0.000 Min. Rel. Area : 50% Max. R.T. Dev 0.50min  
 Max. RRF Dev : 15% Max. Rel. Area : 150%

	Compound	Amount	Calc.	%Dev	Area%	Dev (Min)
1 H	DRO C10-C20	1000.000	1122.164	-12.2	0	0.00
2 H	DRO C10-C25	1000.000	1108.612	-10.9	0	0.00
3 H	DRO C10-C28	1000.000	1041.074	-4.1	0	0.00
5 H1	ORO C20-C34	1000.000	-88.473	108.8#	0	-9.23#
6 H1	ORO C25-C36	1000.000	-98.900	109.9#	0	-10.70#
7 H1	DRO C10-C36	1000.000	-109.446	110.9#	0	-8.40#
8 S1	Squalene	20.000	19.165	4.2	0	0.00

Evaluate Continuing Calibration Report - Not Found

4 S	n-Eicosane	10.000	0.000	100.0#	0	-8.83#
-----	------------	--------	-------	--------	---	--------

(#) = Out of Range

SPCC's out = 0 CCC's out = 0

Data Path : R:\2\DATA\071020\  
 Data File : 07102021.D  
 Signal(s) : FID2B.CH  
 Acq On : 10 Jul 2020 9:40 pm  
 Operator : GCSVOC-Dhiren  
 Sample : CCV-DRO-071020-1  
 Misc :  
 ALS Vial : 4 Sample Multiplier: 1

Integration File: EVENTS.E  
 Quant Time: Jul 11 20:21:46 2020  
 Quant Method : Z:\HPCHEM\2\METHODS\022820DRO-ORO.M  
 Quant Title : DRO-ORO 09-09-15 DRO/ORO  
 QLast Update : Fri Feb 28 16:32:12 2020  
 Response via : Initial Calibration  
 Integrator: ChemStation 6890 Scale Mode: Large solvent peaks clipped

Volume Inj. :  
 Signal Phase :  
 Signal Info :

Compound	R.T.	Response	Conc	Units
-----				
System Monitoring Compounds				
4) S n-Eicosane	0.000	0	N.D.	ug/mL
8) S1 Squalene	11.558	31481831	19.165	ug/mLm
Target Compounds				
1) H DRO C10-C20	5.050	1694929084	1122.164	ug/mLm
2) H DRO C10-C25	5.150	1947666283	1108.612	ug/mLm
3) H DRO C10-C28	6.850	1881536692	1041.074	ug/mLm
5) H1 ORO C20-C34	0.000	0	N.D.	ug/mL
6) H1 ORO C25-C36	0.000	0	N.D.	ug/mL
7) H1 DRO C10-C36	0.000	0	N.D.	ug/mL
-----				

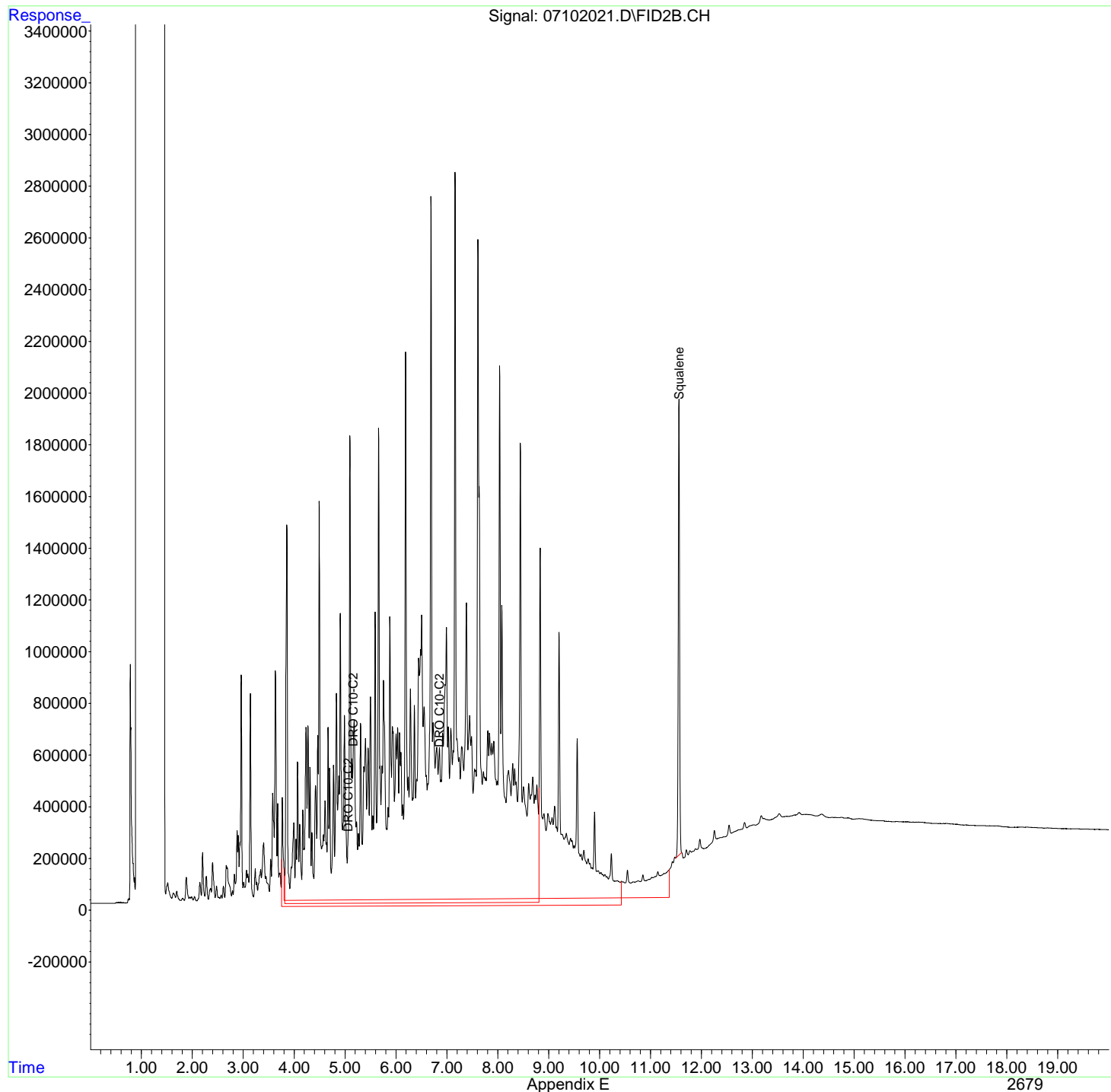
(f)=RT Delta > 1/2 Window

(m)=manual int.

Data Path : R:\2\DATA\071020\  
Data File : 07102021.D  
Signal(s) : FID2B.CH  
Acq On : 10 Jul 2020 9:40 pm  
Operator : GCSVOC-Dhiren  
Sample : CCV-DRO-071020-1  
Misc :  
ALS Vial : 4 Sample Multiplier: 1

Integration File: EVENTS.E  
Quant Time: Jul 11 20:21:46 2020  
Quant Method : Z:\HPCHEM\2\METHODS\022820DRO-ORO.M  
Quant Title : DRO-ORO 09-09-15 DRO/ORO  
QLast Update : Fri Feb 28 16:32:12 2020  
Response via : Initial Calibration  
Integrator: ChemStation 6890 Scale Mode: Large solvent peaks clipped

Volume Inj. :  
Signal Phase :  
Signal Info :



Data Path : R:\2\DATA\071020\  
Data File : 07102022.D  
Signal(s) : FID2B.CH  
Acq On : 10 Jul 2020 10:07 pm  
Operator : GCSVOC-Dhiren  
Sample : CCV-ORO-071020-1  
Misc :  
ALS Vial : 6 Sample Multiplier: 1

Integration File: EVENTS.E  
Quant Time: Jul 11 20:26:17 2020  
Quant Method : Z:\HPCHEM\2\METHODS\022820DRO-ORO.M  
Quant Title : DRO-ORO 09-09-15 DRO/ORO  
QLast Update : Fri Feb 28 16:32:12 2020  
Response via : Initial Calibration  
Integrator: ChemStation 6890 Scale Mode: Large solvent peaks clipped

Volume Inj. :  
Signal Phase :  
Signal Info :

Min. RRF : 0.000 Min. Rel. Area : 50% Max. R.T. Dev 0.50min  
Max. RRF Dev : 15% Max. Rel. Area : 150%

	Compound	Amount	Calc.	%Dev	Area%	Dev (Min)
1 H	DRO C10-C20	1000.000	-16.032	101.6#	0	-5.05#
2 H	DRO C10-C25	1000.000	-11.962	101.2#	0	-5.15#
3 H	DRO C10-C28	1000.000	-18.658	101.9#	0	-6.85#
4 S	n-Eicosane	10.000	11.082	-10.8	0	0.00
5 H1	ORO C20-C34	1000.000	1020.926	-2.1	0	0.00
6 H1	ORO C25-C36	1000.000	989.714	1.0	0	0.00
7 H1	DRO C10-C36	1000.000	-108.334	110.8#	0	-8.40#

Evaluate Continuing Calibration Report - Not Finds

8 S1	Squalene	20.000	0.000	100.0#	0	-11.56#
------	----------	--------	-------	--------	---	---------

(#) = Out of Range

SPCC's out = 0 CCC's out = 0

Data Path : R:\2\DATA\071020\  
 Data File : 07102022.D  
 Signal(s) : FID2B.CH  
 Acq On : 10 Jul 2020 10:07 pm  
 Operator : GCSVOC-Dhiren  
 Sample : CCV-ORO-071020-1  
 Misc :  
 ALS Vial : 6 Sample Multiplier: 1

Integration File: EVENTS.E  
 Quant Time: Jul 11 20:26:17 2020  
 Quant Method : Z:\HPCHEM\2\METHODS\022820DRO-ORO.M  
 Quant Title : DRO-ORO 09-09-15 DRO/ORO  
 QLast Update : Fri Feb 28 16:32:12 2020  
 Response via : Initial Calibration  
 Integrator: ChemStation 6890 Scale Mode: Large solvent peaks clipped

Volume Inj. :  
 Signal Phase :  
 Signal Info :

Compound	R.T.	Response	Conc	Units
-----				
System Monitoring Compounds				
4) S n-Eicosane	8.831	21696268	11.082	ug/mLm
8) S1 Squalene	0.000	0	N.D.	ug/mL
Target Compounds				
1) H DRO C10-C20	0.000	0	N.D.	ug/mL
2) H DRO C10-C25	0.000	0	N.D.	ug/mL
3) H DRO C10-C28	0.000	0	N.D.	ug/mL
5) H1 ORO C20-C34	9.230	1195214171	1020.926	ug/mLm
6) H1 ORO C25-C36	10.700	1393735702	989.714	ug/mLm
7) H1 DRO C10-C36	0.000	0	N.D.	ug/mL
-----				

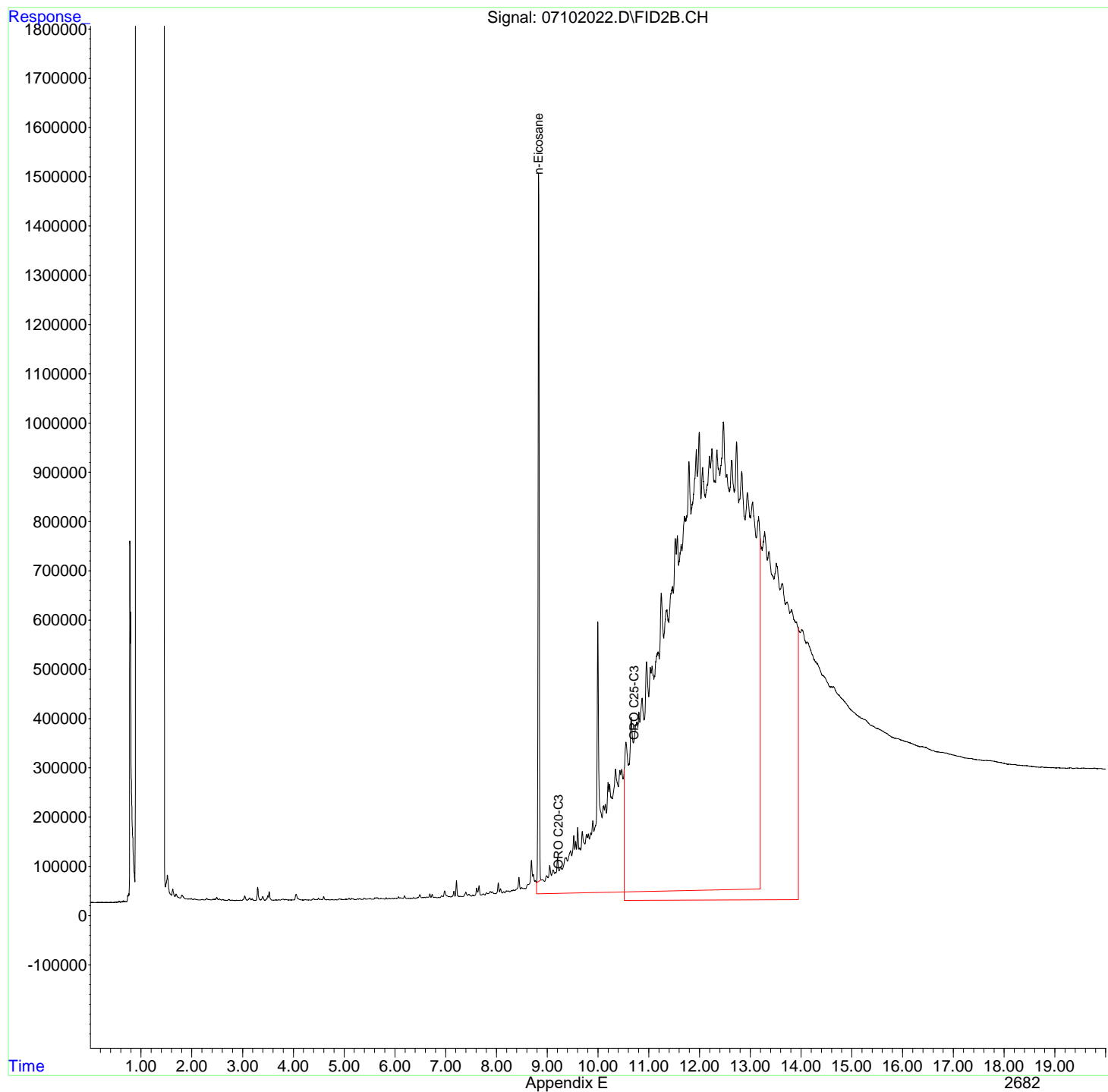
(f)=RT Delta > 1/2 Window

(m)=manual int.

Data Path : R:\2\DATA\071020\  
Data File : 07102022.D  
Signal(s) : FID2B.CH  
Acq On : 10 Jul 2020 10:07 pm  
Operator : GCSVOC-Dhiren  
Sample : CCV-ORO-071020-1  
Misc :  
ALS Vial : 6 Sample Multiplier: 1

Integration File: EVENTS.E  
Quant Time: Jul 11 20:26:17 2020  
Quant Method : Z:\HPCHEM\2\METHODS\022820DRO-ORO.M  
Quant Title : DRO-ORO 09-09-15 DRO/ORO  
QLast Update : Fri Feb 28 16:32:12 2020  
Response via : Initial Calibration  
Integrator: ChemStation 6890 Scale Mode: Large solvent peaks clipped

Volume Inj. :  
Signal Phase :  
Signal Info :



Data Path : R:\2\DATA\071020\  
 Data File : 07102030.D  
 Signal(s) : FID2B.CH  
 Acq On : 11 Jul 2020 1:47 am  
 Operator : GCSVOC-Dhiren  
 Sample : 2006481-025A  
 Misc :  
 ALS Vial : 27 Sample Multiplier: 1

Integration File: EVENTS.E  
 Quant Time: Jul 13 16:09:04 2020  
 Quant Method : Z:\HPCHEM\2\METHODS\022820DRO-ORO.M  
 Quant Title : DRO-ORO 09-09-15 DRO/ORO  
 QLast Update : Fri Feb 28 16:32:12 2020  
 Response via : Initial Calibration  
 Integrator: ChemStation 6890 Scale Mode: Large solvent peaks clipped

Volume Inj. :  
 Signal Phase :  
 Signal Info :

Compound	R.T.	Response	Conc	Units
-----				
System Monitoring Compounds				
4) S n-Eicosane	8.832	35734640	18.644	ug/mL
8) S1 Squalene	11.558	25517754	15.391	ug/mL
Target Compounds				
1) H DRO C10-C20	0.000	0	N.D.	ug/mL
2) H DRO C10-C25	0.000	0	N.D.	ug/mL
3) H DRO C10-C28	0.000	0	N.D.	ug/mL
5) H1 ORO C20-C34	0.000	0	N.D.	ug/mL
6) H1 ORO C25-C36	0.000	0	N.D.	ug/mL
7) H1 DRO C10-C36	0.000	0	N.D.	ug/mL
-----				

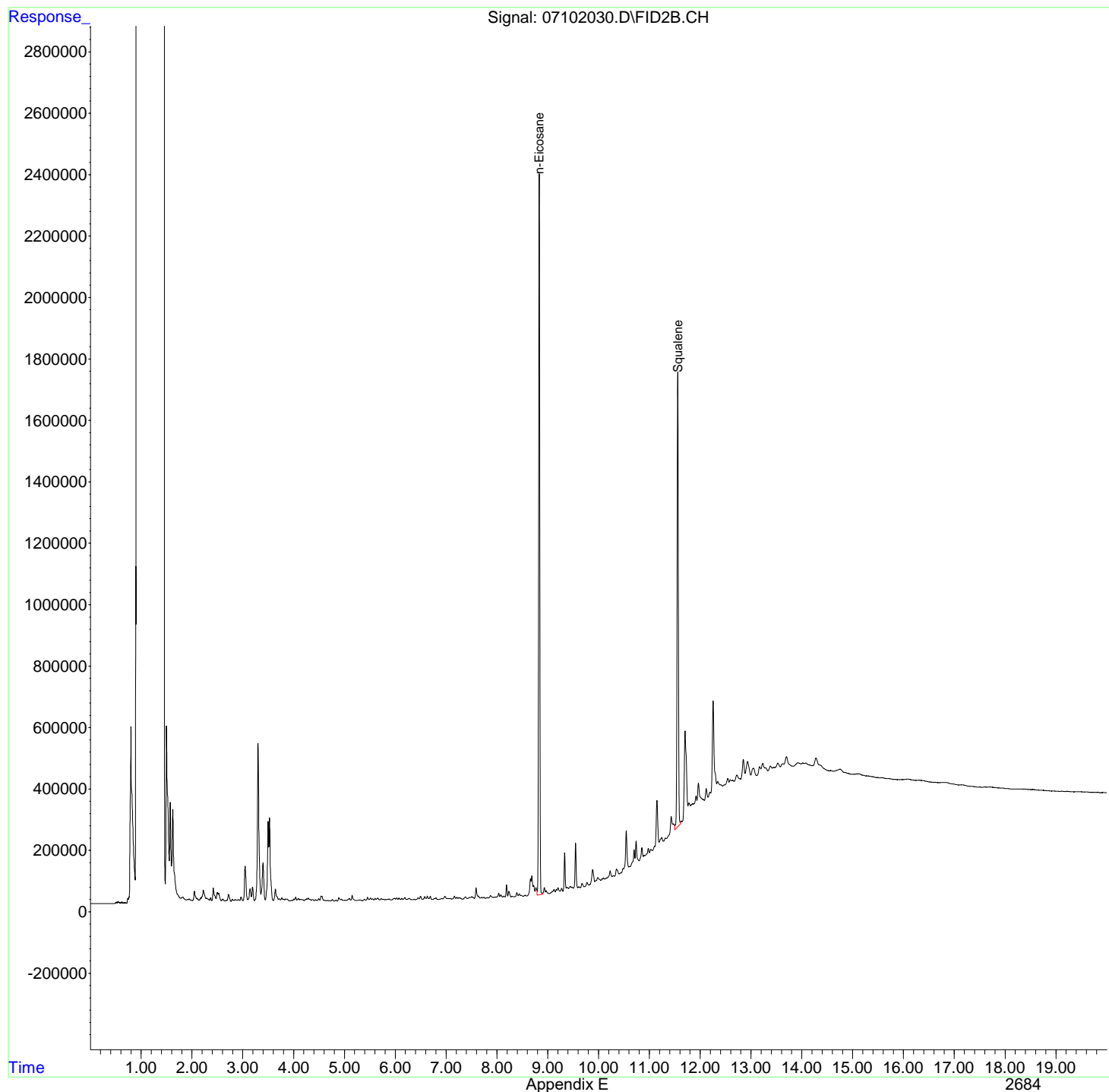
(f)=RT Delta > 1/2 Window

(m)=manual int.

Data Path : R:\2\DATA\071020\  
Data File : 07102030.D  
Signal(s) : FID2B.CH  
Acq On : 11 Jul 2020 1:47 am  
Operator : GCSVOC-Dhiren  
Sample : 2006481-025A  
Misc :  
ALS Vial : 27 Sample Multiplier: 1

Integration File: EVENTS.E  
Quant Time: Jul 13 16:09:04 2020  
Quant Method : Z:\HPCHEM\2\METHODS\022820DRO-ORO.M  
Quant Title : DRO-ORO 09-09-15 DRO/ORO  
QLast Update : Fri Feb 28 16:32:12 2020  
Response via : Initial Calibration  
Integrator: ChemStation 6890 Scale Mode: Large solvent peaks clipped

Volume Inj. :  
Signal Phase :  
Signal Info :





Data Path : R:\2\DATA\071020\  
 Data File : 07102031.D  
 Signal(s) : FID2B.CH  
 Acq On : 11 Jul 2020 2:15 am  
 Operator : GCSVOC-Dhiren  
 Sample : 2006481-025AMS  
 Misc :  
 ALS Vial : 28 Sample Multiplier: 1

Integration File: EVENTS.E  
 Quant Time: Jul 14 09:19:50 2020  
 Quant Method : Z:\HPCHEM\2\METHODS\022820DRO-ORO.M  
 Quant Title : DRO-ORO 09-09-15 DRO/ORO  
 QLast Update : Fri Feb 28 16:32:12 2020  
 Response via : Initial Calibration  
 Integrator: ChemStation 6890 Scale Mode: Large solvent peaks clipped

Volume Inj. :  
 Signal Phase :  
 Signal Info :

Compound	R.T.	Response	Conc Units
-----			
System Monitoring Compounds			
4) S n-Eicosane	8.831	35878635	18.721 ug/mLm
8) S1 Squalene	11.558	21206330	12.663 ug/mL
Target Compounds			
1) H DRO C10-C20	5.050	967007230	633.220 ug/mLm
2) H DRO C10-C25	5.150	1308934500	741.043 ug/mLm
3) H DRO C10-C28	6.850	1495770563	823.752 ug/mLm
5) H1 ORO C20-C34	9.230	865892661	714.309 ug/mLm
6) H1 ORO C25-C36	10.700	749992625	485.576 ug/mLm
7) H1 DRO C10-C36	0.000	0	N.D. ug/mL
-----			

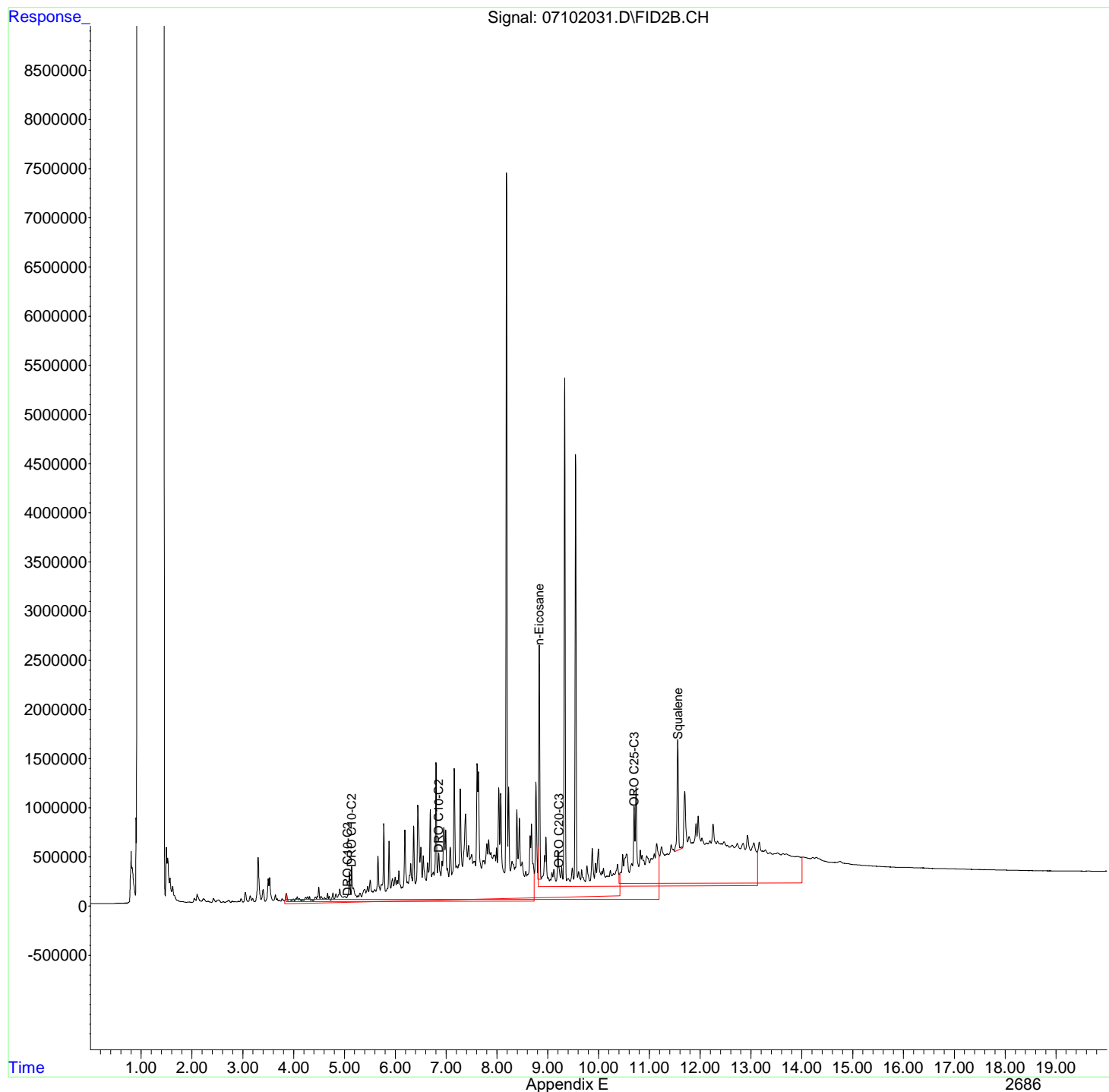
(f)=RT Delta > 1/2 Window

(m)=manual int.

Data Path : R:\2\DATA\071020\  
Data File : 07102031.D  
Signal(s) : FID2B.CH  
Acq On : 11 Jul 2020 2:15 am  
Operator : GCSVOC-Dhiren  
Sample : 2006481-025AMS  
Misc :  
ALS Vial : 28 Sample Multiplier: 1

Integration File: EVENTS.E  
Quant Time: Jul 14 09:19:50 2020  
Quant Method : Z:\HPCHEM\2\METHODS\022820DRO-ORO.M  
Quant Title : DRO-ORO 09-09-15 DRO/ORO  
QLast Update : Fri Feb 28 16:32:12 2020  
Response via : Initial Calibration  
Integrator: ChemStation 6890 Scale Mode: Large solvent peaks clipped

Volume Inj. :  
Signal Phase :  
Signal Info :



Data Path : R:\2\DATA\071020\  
 Data File : 07102032.D  
 Signal(s) : FID2B.CH  
 Acq On : 11 Jul 2020 2:42 am  
 Operator : GCSVOC-Dhiren  
 Sample : 2006481-025AMSD  
 Misc :  
 ALS Vial : 29 Sample Multiplier: 1

Integration File: EVENTS.E  
 Quant Time: Jul 14 09:20:48 2020  
 Quant Method : Z:\HPCHEM\2\METHODS\022820DRO-ORO.M  
 Quant Title : DRO-ORO 09-09-15 DRO/ORO  
 QLast Update : Fri Feb 28 16:32:12 2020  
 Response via : Initial Calibration  
 Integrator: ChemStation 6890 Scale Mode: Large solvent peaks clipped

Volume Inj. :  
 Signal Phase :  
 Signal Info :

Compound	R.T.	Response	Conc Units
-----			
System Monitoring Compounds			
4) S n-Eicosane	8.831	42041653	22.041 ug/mLm
8) S1 Squalene	11.558	29529203	17.930 ug/mL
Target Compounds			
1) H DRO C10-C20	5.050	807377853	525.997 ug/mLm
2) H DRO C10-C25	5.150	1019882557	574.703 ug/mLm
3) H DRO C10-C28	6.850	1156893148	632.844 ug/mLm
5) H1 ORO C20-C34	9.230	875242002	723.014 ug/mLm
6) H1 ORO C25-C36	10.700	959114904	649.347 ug/mLm
7) H1 DRO C10-C36	0.000	0	N.D. ug/mL
-----			

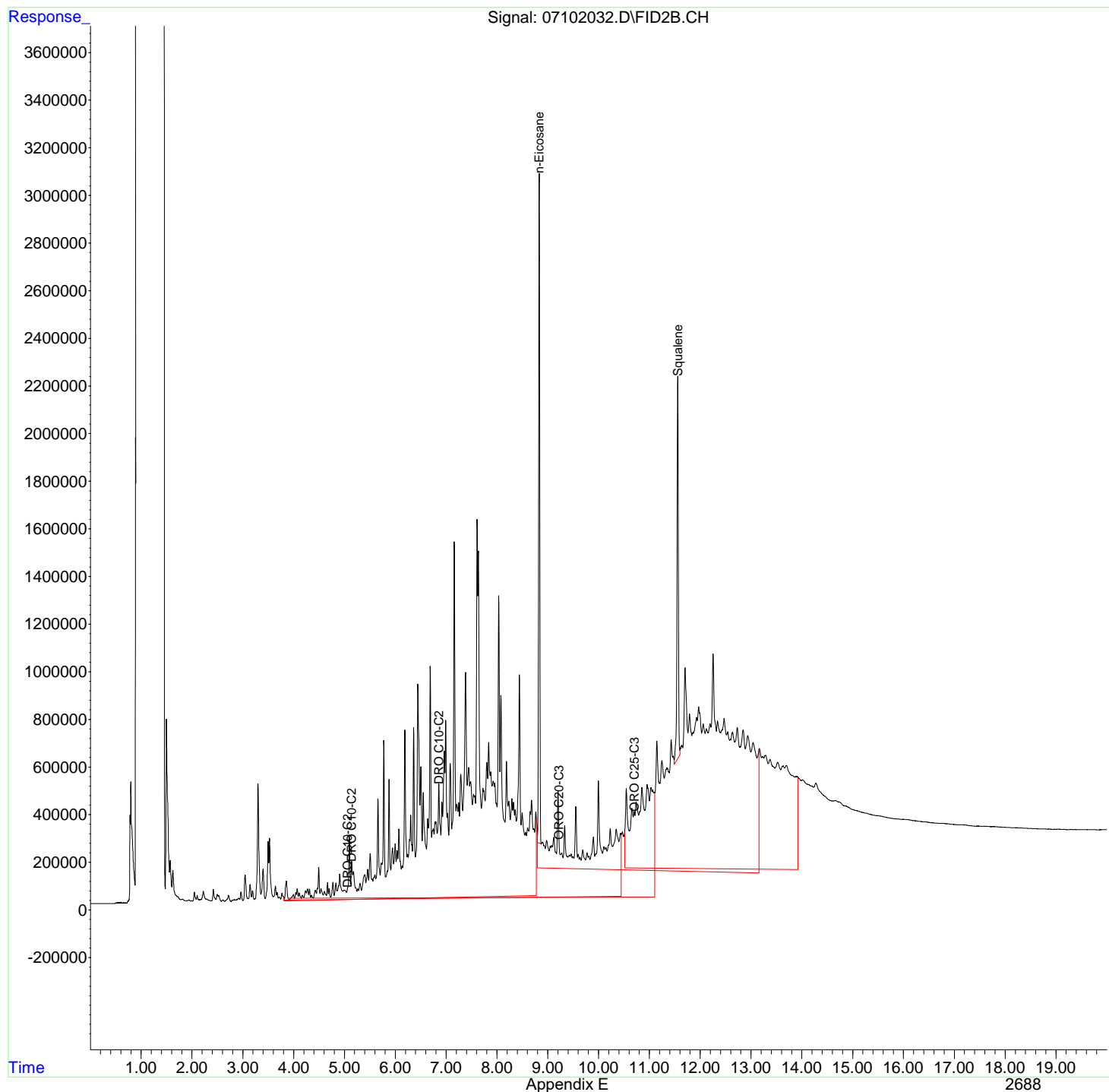
(f)=RT Delta > 1/2 Window

(m)=manual int.

Data Path : R:\2\DATA\071020\  
Data File : 07102032.D  
Signal(s) : FID2B.CH  
Acq On : 11 Jul 2020 2:42 am  
Operator : GCSVOC-Dhiren  
Sample : 2006481-025AMSD  
Misc :  
ALS Vial : 29 Sample Multiplier: 1

Integration File: EVENTS.E  
Quant Time: Jul 14 09:20:48 2020  
Quant Method : Z:\HPCHEM\2\METHODS\022820DRO-ORO.M  
Quant Title : DRO-ORO 09-09-15 DRO/ORO  
QLast Update : Fri Feb 28 16:32:12 2020  
Response via : Initial Calibration  
Integrator: ChemStation 6890 Scale Mode: Large solvent peaks clipped

Volume Inj. :  
Signal Phase :  
Signal Info :



Data Path : R:\2\DATA\071020\  
 Data File : 07102033.D  
 Signal(s) : FID2B.CH  
 Acq On : 11 Jul 2020 3:10 am  
 Operator : GCSVOC-Dhiren  
 Sample : 2006518-001A  
 Misc :  
 ALS Vial : 30 Sample Multiplier: 1

Integration File: EVENTS.E  
 Quant Time: Jul 14 09:15:21 2020  
 Quant Method : Z:\HPCHEM\2\METHODS\022820DRO-ORO.M  
 Quant Title : DRO-ORO 09-09-15 DRO/ORO  
 QLast Update : Fri Feb 28 16:32:12 2020  
 Response via : Initial Calibration  
 Integrator: ChemStation 6890 Scale Mode: Large solvent peaks clipped

Volume Inj. :  
 Signal Phase :  
 Signal Info :

Compound	R.T.	Response	Conc	Units
-----				
System Monitoring Compounds				
4) S n-Eicosane	8.832	33928019	17.671	ug/mL
8) S1 Squalene	11.559	26533655	16.034	ug/mLm
Target Compounds				
1) H DRO C10-C20	0.000	0	N.D.	ug/mL
2) H DRO C10-C25	0.000	0	N.D.	ug/mL
3) H DRO C10-C28	0.000	0	N.D.	ug/mL
5) H1 ORO C20-C34	9.230	3962291531	3597.227	ug/mLm
6) H1 ORO C25-C36	10.700	3621311634	2734.207	ug/mLm
7) H1 DRO C10-C36	0.000	0	N.D.	ug/mL
-----				

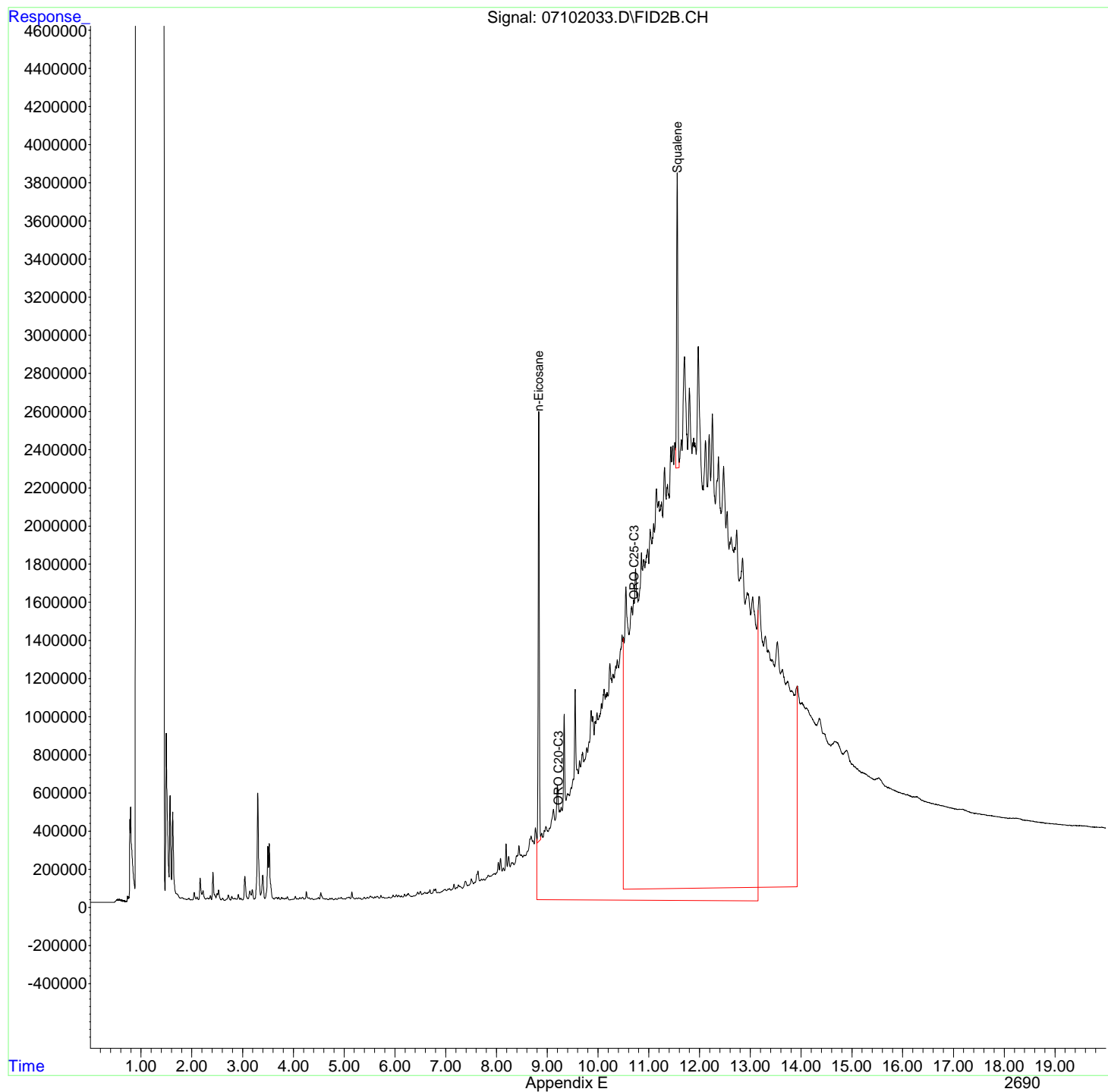
(f)=RT Delta > 1/2 Window

(m)=manual int.

Data Path : R:\2\DATA\071020\  
Data File : 07102033.D  
Signal(s) : FID2B.CH  
Acq On : 11 Jul 2020 3:10 am  
Operator : GCSVOC-Dhiren  
Sample : 2006518-001A  
Misc :  
ALS Vial : 30 Sample Multiplier: 1

Integration File: EVENTS.E  
Quant Time: Jul 14 09:15:21 2020  
Quant Method : Z:\HPCHEM\2\METHODS\022820DRO-ORO.M  
Quant Title : DRO-ORO 09-09-15 DRO/ORO  
QLast Update : Fri Feb 28 16:32:12 2020  
Response via : Initial Calibration  
Integrator: ChemStation 6890 Scale Mode: Large solvent peaks clipped

Volume Inj. :  
Signal Phase :  
Signal Info :



Data Path : R:\2\DATA\071020\  
 Data File : 07102035.D  
 Signal(s) : FID2B.CH  
 Acq On : 11 Jul 2020 4:05 am  
 Operator : GCSVOC-Dhiren  
 Sample : CCB-071020-2  
 Misc :  
 ALS Vial : 2 Sample Multiplier: 1

Integration File: EVENTS.E  
 Quant Time: Jul 13 15:52:59 2020  
 Quant Method : Z:\HPCHEM\2\METHODS\022820DRO-ORO.M  
 Quant Title : DRO-ORO 09-09-15 DRO/ORO  
 QLast Update : Fri Feb 28 16:32:12 2020  
 Response via : Initial Calibration  
 Integrator: ChemStation 6890 Scale Mode: Large solvent peaks clipped

Volume Inj. :  
 Signal Phase :  
 Signal Info :

Compound	R.T.	Response	Conc	Units
-----				
System Monitoring Compounds				
4) S n-Eicosane	8.831	31352710	16.284	ug/mL
8) S1 Squalene	11.557	20636580	12.303	ug/mLm
Target Compounds				
1) H DRO C10-C20	0.000	0	N.D.	ug/mL
2) H DRO C10-C25	0.000	0	N.D.	ug/mL
3) H DRO C10-C28	0.000	0	N.D.	ug/mL
5) H1 ORO C20-C34	0.000	0	N.D.	ug/mL
6) H1 ORO C25-C36	0.000	0	N.D.	ug/mL
7) H1 DRO C10-C36	0.000	0	N.D.	ug/mL
-----				

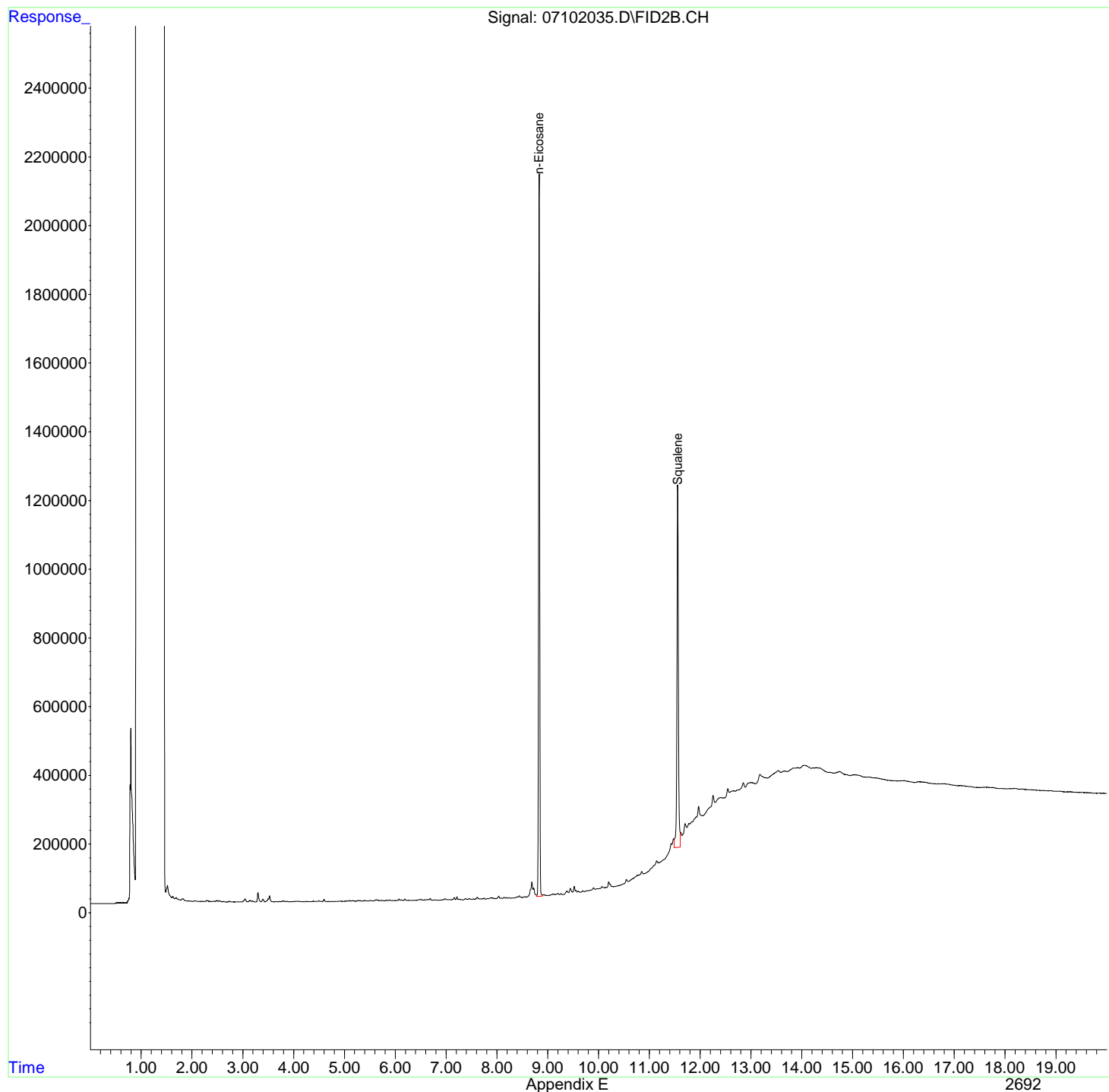
(f)=RT Delta > 1/2 Window

(m)=manual int.

Data Path : R:\2\DATA\071020\  
Data File : 07102035.D  
Signal(s) : FID2B.CH  
Acq On : 11 Jul 2020 4:05 am  
Operator : GCSVOC-Dhiren  
Sample : CCB-071020-2  
Misc :  
ALS Vial : 2 Sample Multiplier: 1

Integration File: EVENTS.E  
Quant Time: Jul 13 15:52:59 2020  
Quant Method : Z:\HPCHEM\2\METHODS\022820DRO-ORO.M  
Quant Title : DRO-ORO 09-09-15 DRO/ORO  
QLast Update : Fri Feb 28 16:32:12 2020  
Response via : Initial Calibration  
Integrator: ChemStation 6890 Scale Mode: Large solvent peaks clipped

Volume Inj. :  
Signal Phase :  
Signal Info :





Data Path : R:\2\DATA\071020\  
 Data File : 07102036.D  
 Signal(s) : FID2B.CH  
 Acq On : 11 Jul 2020 4:32 am  
 Operator : GCSVOC-Dhiren  
 Sample : CCV-DRO-071020-2  
 Misc :  
 ALS Vial : 4 Sample Multiplier: 1

Integration File: EVENTS.E  
 Quant Time: Jul 14 09:11:51 2020  
 Quant Method : Z:\HPCHEM\2\METHODS\022820DRO-ORO.M  
 Quant Title : DRO-ORO 09-09-15 DRO/ORO  
 QLast Update : Fri Feb 28 16:32:12 2020  
 Response via : Initial Calibration  
 Integrator: ChemStation 6890 Scale Mode: Large solvent peaks clipped

Volume Inj. :  
 Signal Phase :  
 Signal Info :

Min. RRF : 0.000 Min. Rel. Area : 50% Max. R.T. Dev 0.50min  
 Max. RRF Dev : 15% Max. Rel. Area : 150%

	Compound	Amount	Calc.	%Dev	Area%	Dev (Min)
1 H	DRO C10-C20	1000.000	1098.123	-9.8	0	0.00
2 H	DRO C10-C25	1000.000	999.281	0.1	0	0.00
3 H	DRO C10-C28	1000.000	992.238	0.8	0	0.00
5 H1	ORO C20-C34	1000.000	-94.203	109.4#	0	-9.23#
6 H1	ORO C25-C36	1000.000	-103.720	110.4#	0	-10.70#
7 H1	DRO C10-C36	1000.000	1151.190	-15.1#	0	0.00
8 S1	Squalene	20.000	17.496	12.5	0	0.00

Evaluate Continuing Calibration Report - Not Found

4 S	n-Eicosane	10.000	0.000	100.0#	0	-8.83#
5 H1	ORO C20-C34	1000.000	-94.203	109.4#	0	-9.23#
6 H1	ORO C25-C36	1000.000	-103.720	110.4#	0	-10.70#

(#) = Out of Range

SPCC's out = 0 CCC's out = 0

Data Path : R:\2\DATA\071020\  
 Data File : 07102036.D  
 Signal(s) : FID2B.CH  
 Acq On : 11 Jul 2020 4:32 am  
 Operator : GCSVOC-Dhiren  
 Sample : CCV-DRO-071020-2  
 Misc :  
 ALS Vial : 4 Sample Multiplier: 1

Integration File: EVENTS.E  
 Quant Time: Jul 14 09:11:51 2020  
 Quant Method : Z:\HPCHEM\2\METHODS\022820DRO-ORO.M  
 Quant Title : DRO-ORO 09-09-15 DRO/ORO  
 QLast Update : Fri Feb 28 16:32:12 2020  
 Response via : Initial Calibration  
 Integrator: ChemStation 6890 Scale Mode: Large solvent peaks clipped

Volume Inj. :  
 Signal Phase :  
 Signal Info :

Compound	R.T.	Response	Conc	Units
-----				
System Monitoring Compounds				
4) S n-Eicosane	0.000	0	N.D.	ug/mL
8) S1 Squalene	11.558	28843605	17.496	ug/mLm
Target Compounds				
1) H DRO C10-C20	5.050	1659137927	1098.123	ug/mLm
2) H DRO C10-C25	5.150	1757678972	999.281	ug/mLm
3) H DRO C10-C28	6.850	1794847462	992.238	ug/mLm
5) H1 ORO C20-C34	0.000	0	N.D.	ug/mL
6) H1 ORO C25-C36	0.000	0	N.D.	ug/mL
7) H1 DRO C10-C36	8.400	2186801453	1151.190	ug/mLm
-----				

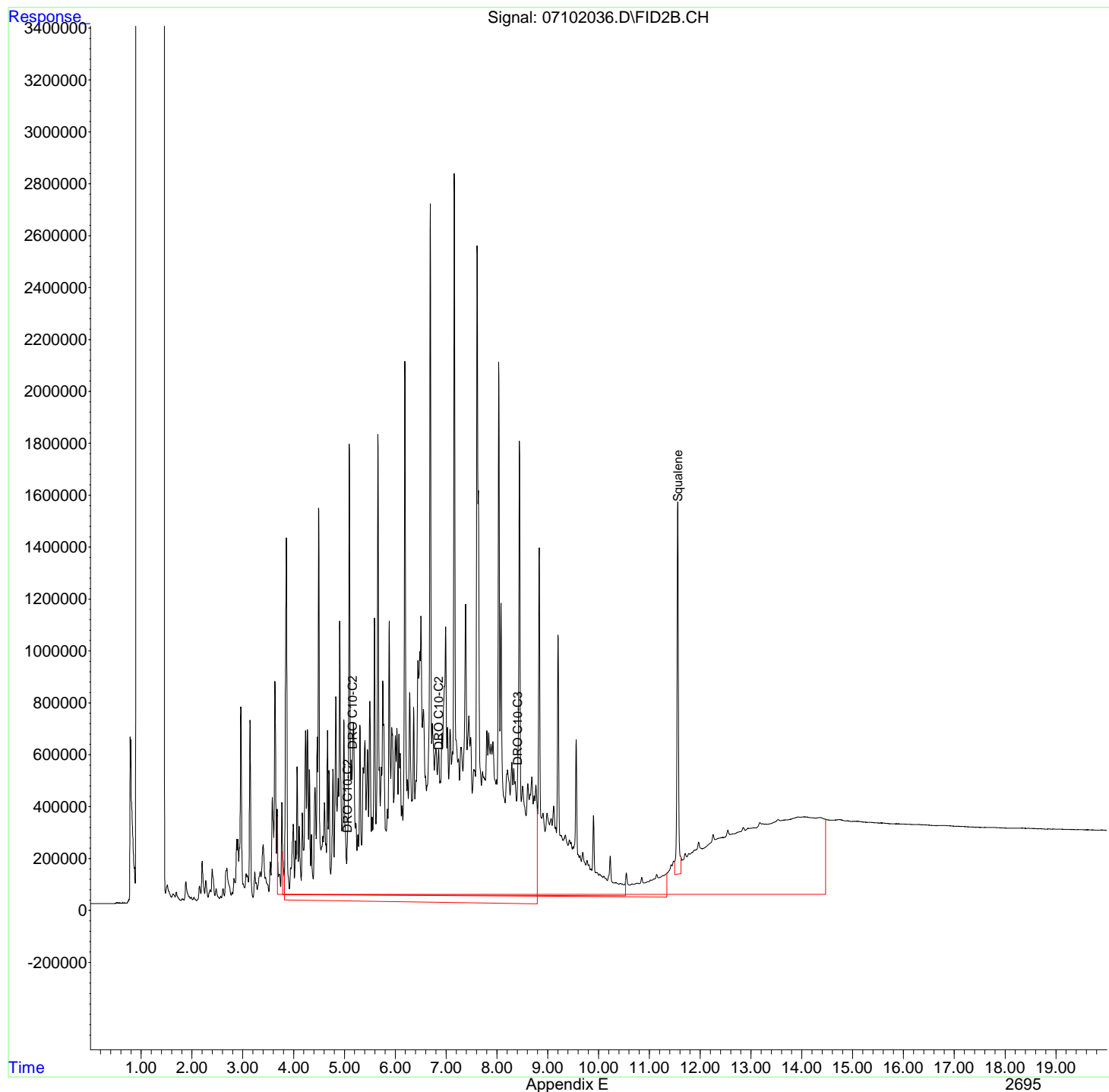
(f)=RT Delta > 1/2 Window

(m)=manual int.

Data Path : R:\2\DATA\071020\  
Data File : 07102036.D  
Signal(s) : FID2B.CH  
Acq On : 11 Jul 2020 4:32 am  
Operator : GCSVOC-Dhiren  
Sample : CCV-DRO-071020-2  
Misc :  
ALS Vial : 4 Sample Multiplier: 1

Integration File: EVENTS.E  
Quant Time: Jul 14 09:11:51 2020  
Quant Method : Z:\HPCHEM\2\METHODS\022820DRO-ORO.M  
Quant Title : DRO-ORO 09-09-15 DRO/ORO  
QLast Update : Fri Feb 28 16:32:12 2020  
Response via : Initial Calibration  
Integrator: ChemStation 6890 Scale Mode: Large solvent peaks clipped

Volume Inj. :  
Signal Phase :  
Signal Info :



Data Path : R:\2\DATA\071020\  
Data File : 07102037.D  
Signal(s) : FID2B.CH  
Acq On : 11 Jul 2020 4:59 am  
Operator : GCSVOC-Dhiren  
Sample : CCV-ORO-071020-2  
Misc :  
ALS Vial : 6 Sample Multiplier: 1

Integration File: EVENTS.E  
Quant Time: Jul 14 09:10:01 2020  
Quant Method : Z:\HPCHEM\2\METHODS\022820DRO-ORO.M  
Quant Title : DRO-ORO 09-09-15 DRO/ORO  
QLast Update : Fri Feb 28 16:32:12 2020  
Response via : Initial Calibration  
Integrator: ChemStation 6890 Scale Mode: Large solvent peaks clipped

Volume Inj. :  
Signal Phase :  
Signal Info :

Min. RRF : 0.000 Min. Rel. Area : 50% Max. R.T. Dev 0.50min  
Max. RRF Dev : 15% Max. Rel. Area : 150%

	Compound	Amount	Calc.	%Dev	Area%	Dev (Min)
1 H	DRO C10-C20	1000.000	-16.229	101.6#	0	-5.05#
2 H	DRO C10-C25	1000.000	-12.131	101.2#	0	-5.15#
3 H	DRO C10-C28	1000.000	-18.823	101.9#	0	-6.85#
4 S	n-Eicosane	10.000	11.884	-18.8#	0	0.00
5 H1	ORO C20-C34	1000.000	782.774	21.7#	0	0.00
6 H1	ORO C25-C36	1000.000	692.946	30.7#	0	0.00
7 H1	DRO C10-C36	1000.000	-110.767	111.1#	0	-8.40#

Evaluate Continuing Calibration Report - Not Found

8 S1	Squalene	20.000	0.000	100.0#	0	-11.56#
------	----------	--------	-------	--------	---	---------

(#) = Out of Range

SPCC's out = 0 CCC's out = 0

Data Path : R:\2\DATA\071020\  
 Data File : 07102037.D  
 Signal(s) : FID2B.CH  
 Acq On : 11 Jul 2020 4:59 am  
 Operator : GCSVOC-Dhiren  
 Sample : CCV-ORO-071020-2  
 Misc :  
 ALS Vial : 6 Sample Multiplier: 1

Integration File: EVENTS.E  
 Quant Time: Jul 14 09:10:01 2020  
 Quant Method : Z:\HPCHEM\2\METHODS\022820DRO-ORO.M  
 Quant Title : DRO-ORO 09-09-15 DRO/ORO  
 QLast Update : Fri Feb 28 16:32:12 2020  
 Response via : Initial Calibration  
 Integrator: ChemStation 6890 Scale Mode: Large solvent peaks clipped

Volume Inj. :  
 Signal Phase :  
 Signal Info :

Compound	R.T.	Response	Conc Units
-----			
System Monitoring Compounds			
4) S n-Eicosane	8.831	23184823	11.884 ug/mLm
8) S1 Squalene	0.000	0	N.D. ug/mL
Target Compounds			
1) H DRO C10-C20	0.000	0	N.D. ug/mL
2) H DRO C10-C25	0.000	0	N.D. ug/mL
3) H DRO C10-C28	0.000	0	N.D. ug/mL
5) H1 ORO C20-C34	9.230	939427379	782.774 ug/mLm
6) H1 ORO C25-C36	10.700	1014787752	692.946 ug/mLm
7) H1 DRO C10-C36	0.000	0	N.D. ug/mL
-----			

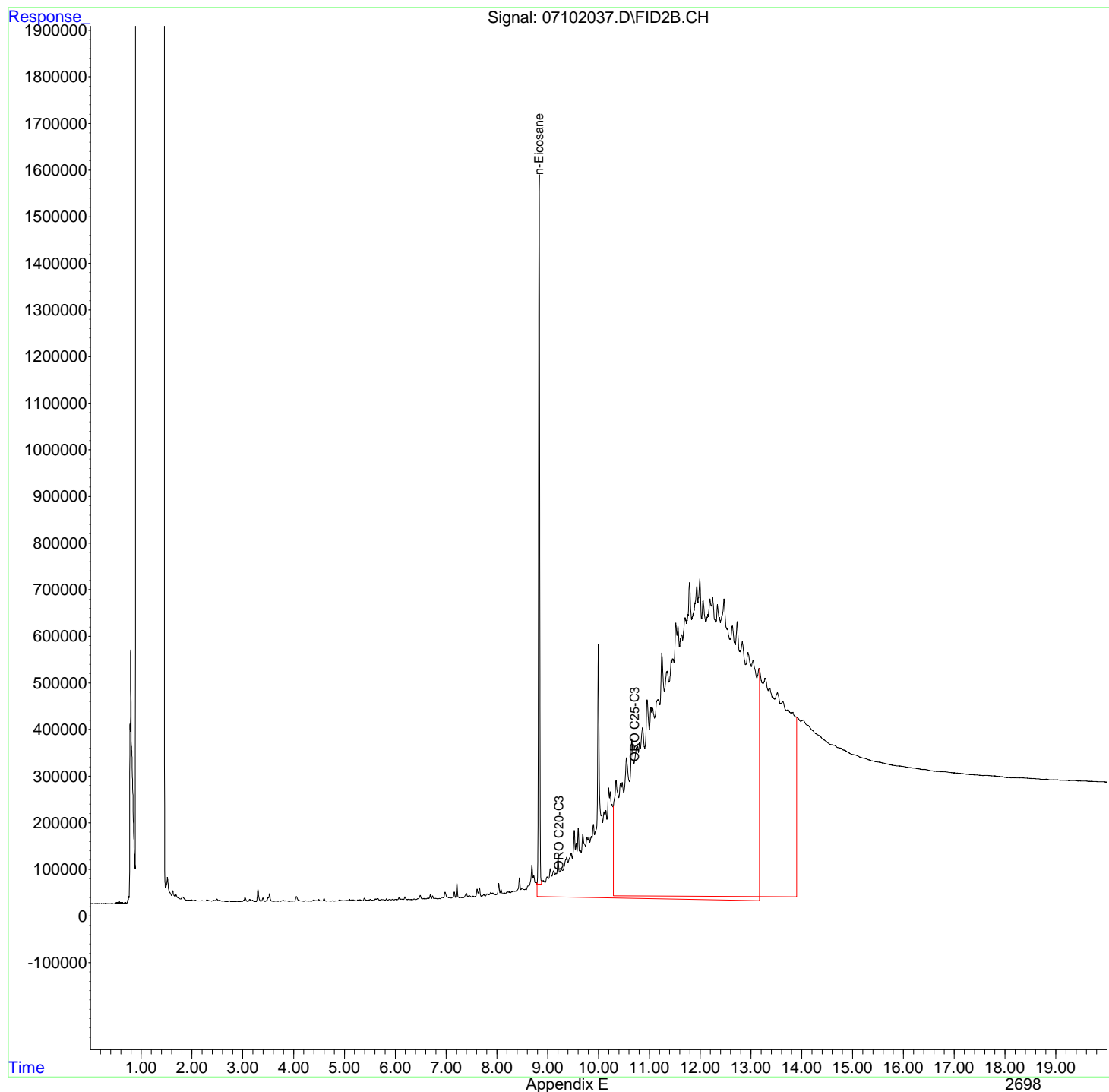
(f)=RT Delta > 1/2 Window

(m)=manual int.

Data Path : R:\2\DATA\071020\  
Data File : 07102037.D  
Signal(s) : FID2B.CH  
Acq On : 11 Jul 2020 4:59 am  
Operator : GCSVOC-Dhiren  
Sample : CCV-ORO-071020-2  
Misc :  
ALS Vial : 6 Sample Multiplier: 1

Integration File: EVENTS.E  
Quant Time: Jul 14 09:10:01 2020  
Quant Method : Z:\HPCHEM\2\METHODS\022820DRO-ORO.M  
Quant Title : DRO-ORO 09-09-15 DRO/ORO  
QLast Update : Fri Feb 28 16:32:12 2020  
Response via : Initial Calibration  
Integrator: ChemStation 6890 Scale Mode: Large solvent peaks clipped

Volume Inj. :  
Signal Phase :  
Signal Info :



Data Directory: R:\2\DATA\071520\

SampleName	MiscInfo	Vial	Multiplier	Injection Time
1) 0715200A.D PRIME		100	1.000	15 Jul 2020 8:31 am
2) 0715201B.D PRIME		100	1.000	15 Jul 2020 8:58 am
3) 0715202C.D PRIME		100	1.000	15 Jul 2020 9:25 am
4) 07152001.D RTX-071520		1	1.000	15 Jul 2020 9:53 am
5) 07152002.D CCB-071520	Data not used	2	1.000	15 Jul 2020 10:20 am
6) 07152003.D CRQL-DRO-071520		3	1.000	15 Jul 2020 10:48 am
7) 07152004.D CCV-DRO-071520		4	1.000	15 Jul 2020 11:15 am
8) 07152005.D CRQL-ORO-071520		5	1.000	15 Jul 2020 11:43 am
9) 07152006.D CCV-ORO-071520	Data not used	6	1.000	15 Jul 2020 12:10 pm
10) 07152007.D CCB-071520A	New prep	2	1.000	15 Jul 2020 12:38 pm
11) 07152008.D CCV-ORO-071520A	New prep	6	1.000	15 Jul 2020 1:05 pm
12) 07152009.D CCV-ORO-071520B	New prep	7	1.000	15 Jul 2020 1:33 pm
13) 07152010.D MB-52040		8	1.000	15 Jul 2020 2:00 pm
14) 07152011.D LCS-DRO		9	1.000	15 Jul 2020 2:28 pm
15) 07152012.D LCS-ORO		10	1.000	15 Jul 2020 2:56 pm
16) 07152013.D 2006211-014A		11	1.000	15 Jul 2020 3:23 pm
17) 07152014.D 2006219-009A		12	1.000	15 Jul 2020 3:51 pm
18) 07152015.D 2006219-010A		13	1.000	15 Jul 2020 4:19 pm
19) 07152016.D 2006244-011A		14	1.000	15 Jul 2020 4:47 pm
20) 07152017.D 2006244-012A		15	1.000	15 Jul 2020 5:14 pm
21) 07152018.D 2006244-012AMS		16	1.000	15 Jul 2020 5:42 pm

22) 07152019.D 2006244-012AMSD	17	1.000	15 Jul 2020	6:09 pm
-----				
23) 07152020.D 2006244-013A	18	1.000	15 Jul 2020	6:37 pm
-----				
24) 07152021.D 2006244-017A	19	1.000	15 Jul 2020	7:04 pm
-----				
25) 07152022.D 2006211-015A	20	1.000	15 Jul 2020	7:32 pm
-----				
26) 07152023.D 2006481-018A            Reinject	21	1.000	15 Jul 2020	7:59 pm
-----				
27) 07152024.D 2006479-007A            Reinjet	22	1.000	15 Jul 2020	8:27 pm
-----				
28) 07152025.D CCB-071520-1	2	1.000	15 Jul 2020	8:54 pm
-----				
29) 07152026.D CCV-DRO-071520-1	4	1.000	15 Jul 2020	9:22 pm
-----				
30) 07152027.D CCV-ORO-071520-1	6	1.000	15 Jul 2020	9:49 pm
-----				
31) 07152028.D 2006219-010A            Reinjection to confi	13	1.000	15 Jul 2020	10:16 pm
-----				
32) 07152029.D CCB-071520-2	2	1.000	15 Jul 2020	10:44 pm
-----				
33) 07152030.D CCV-DRO-071520-2	4	1.000	15 Jul 2020	11:11 pm
-----				
34) 07152031.D CCV-ORO-071520-2	6	1.000	15 Jul 2020	11:39 pm
-----				



Data Path : R:\2\DATA\071520\  
 Data File : 07152001.D  
 Signal(s) : FID2B.CH  
 Acq On : 15 Jul 2020 9:53 am  
 Operator : GCSVOC-Dhiren  
 Sample : RTX-071520  
 Misc :  
 ALS Vial : 1 Sample Multiplier: 1

Integration File: EVENTS.E  
 Quant Time: Jul 15 10:17:48 2020  
 Quant Method : Z:\HPCHEM\2\METHODS\C10-40.M  
 Quant Title : Retention Time C8-40  
 QLast Update : Wed Dec 18 10:37:38 2019  
 Response via : Initial Calibration  
 Integrator: ChemStation 6890 Scale Mode: Large solvent peaks clipped

Volume Inj. :  
 Signal Phase :  
 Signal Info :

	Compound	R.T.	Response	Conc Units
-----				
Target	Compounds			
1)	C8	2.392	167669309	2.048 ug/mL
2)	C10	3.838	163896516	138.313 ug/mL
3)	C12	5.094	164061528	142.436 ug/mL
4)	C14	6.187	164943950	145.413 ug/mL
5)	C16	7.159	167412175	150.636 ug/mL
6)	C18	8.035	170513833	154.502 ug/mL
7)	C20	8.830	172307350	155.723 ug/mL
8)	C22	9.558	175235164	155.346 ug/mL
9)	C24	10.228	176472572	152.350 ug/mL
10)	C25	10.544	162474015	156.189 ug/mL
11)	C26	10.849	176385205	147.530 ug/mL
12)	C28	11.425	170694660	137.510 ug/mL
13)	C30	11.969	159254536	128.230 ug/mL
14)	C32	12.542	139628381	117.370 ug/mL
15)	C34	13.174	119055691	107.656 ug/mL
16)	C36	13.922	94311192	102.317 ug/mL
17)	C38	14.897	68446140	97.234 ug/mL
18)	C40	16.286	53825197	104.822 ug/mL
-----				

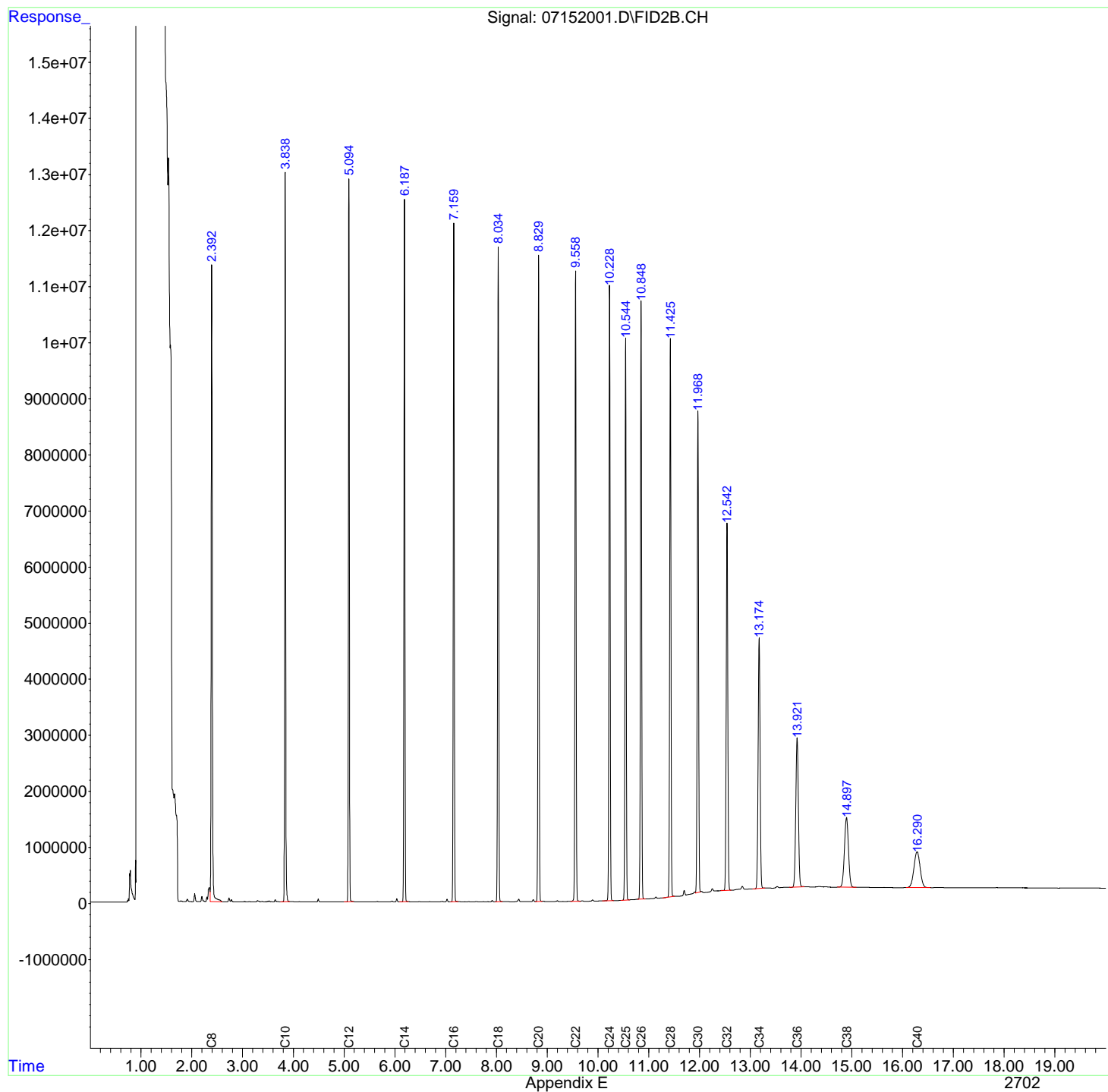
(f)=RT Delta > 1/2 Window

(m)=manual int.

Data Path : R:\2\DATA\071520\  
Data File : 07152001.D  
Signal(s) : FID2B.CH  
Acq On : 15 Jul 2020 9:53 am  
Operator : GCSVOC-Dhiren  
Sample : RTX-071520  
Misc :  
ALS Vial : 1 Sample Multiplier: 1

Integration File: EVENTS.E  
Quant Time: Jul 15 10:17:48 2020  
Quant Method : Z:\HPCHEM\2\METHODS\C10-40.M  
Quant Title : Rentention Time C8-40  
QLast Update : Wed Dec 18 10:37:38 2019  
Response via : Initial Calibration  
Integrator: ChemStation 6890 Scale Mode: Large solvent peaks clipped

Volume Inj. :  
Signal Phase :  
Signal Info :



Data Path : R:\2\DATA\071520\  
 Data File : 07152002.D  
 Signal(s) : FID2B.CH  
 Acq On : 15 Jul 2020 10:20 am  
 Operator : GCSVOC-Dhiren  
 Sample : CCB-071520  
 Misc :  
 ALS Vial : 2 Sample Multiplier: 1

Integration File: EVENTS.E  
 Quant Time: Jul 15 11:06:54 2020  
 Quant Method : Z:\HPCHEM\2\METHODS\022820DRO-ORO.M  
 Quant Title : DRO-ORO 09-09-15 DRO/ORO  
 QLast Update : Fri Feb 28 16:32:12 2020  
 Response via : Initial Calibration  
 Integrator: ChemStation 6890 Scale Mode: Large solvent peaks clipped

Volume Inj. :  
 Signal Phase :  
 Signal Info :

Compound	R.T.	Response	Conc	Units
-----				
System Monitoring Compounds				
4) S n-Eicosane	8.830	24623567	12.659	ug/mL
8) S1 Squalene	11.554	17734069	10.466	ug/mLm
Target Compounds				
1) H DRO C10-C20	0.000	0	N.D.	ug/mL
2) H DRO C10-C25	0.000	0	N.D.	ug/mL
3) H DRO C10-C28	0.000	0	N.D.	ug/mL
5) H1 ORO C20-C34	0.000	0	N.D.	ug/mL
6) H1 ORO C25-C36	0.000	0	N.D.	ug/mL
7) H1 DRO C10-C36	0.000	0	N.D.	ug/mL
-----				

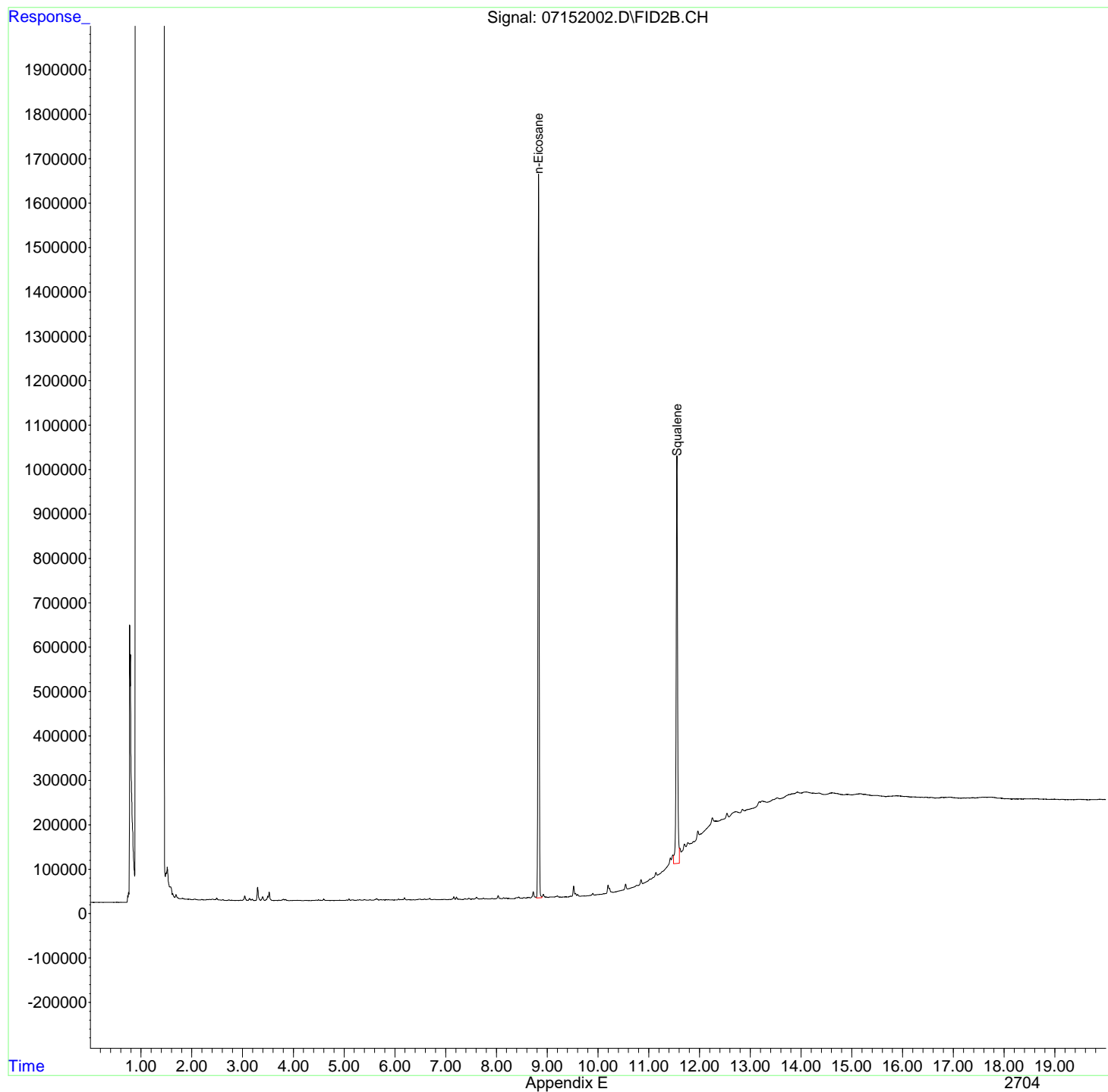
(f)=RT Delta > 1/2 Window

(m)=manual int.

Data Path : R:\2\DATA\071520\  
Data File : 07152002.D  
Signal(s) : FID2B.CH  
Acq On : 15 Jul 2020 10:20 am  
Operator : GCSVOC-Dhiren  
Sample : CCB-071520  
Misc :  
ALS Vial : 2 Sample Multiplier: 1

Integration File: EVENTS.E  
Quant Time: Jul 15 11:06:54 2020  
Quant Method : Z:\HPCHEM\2\METHODS\022820DRO-ORO.M  
Quant Title : DRO-ORO 09-09-15 DRO/ORO  
QLast Update : Fri Feb 28 16:32:12 2020  
Response via : Initial Calibration  
Integrator: ChemStation 6890 Scale Mode: Large solvent peaks clipped

Volume Inj. :  
Signal Phase :  
Signal Info :



Data Path : R:\2\DATA\071520\  
 Data File : 07152003.D  
 Signal(s) : FID2B.CH  
 Acq On : 15 Jul 2020 10:48 am  
 Operator : GCSVOC-Dhiren  
 Sample : CRQL-DRO-071520  
 Misc :  
 ALS Vial : 3 Sample Multiplier: 1

Integration File: EVENTS.E  
 Quant Time: Jul 15 12:10:36 2020  
 Quant Method : Z:\HPCHEM\2\METHODS\022820DRO-ORO.M  
 Quant Title : DRO-ORO 09-09-15 DRO/ORO  
 QLast Update : Fri Feb 28 16:32:12 2020  
 Response via : Initial Calibration  
 Integrator: ChemStation 6890 Scale Mode: Large solvent peaks clipped

Volume Inj. :  
 Signal Phase :  
 Signal Info :

Compound	R.T.	Response	Conc	Units
-----				
System Monitoring Compounds				
4) S n-Eicosane	0.000	0	N.D.	ug/mL
8) S1 Squalene	11.555	4428355	2.046	ug/mLm
Target Compounds				
1) H DRO C10-C20	5.050	93216174	46.297	ug/mLm
2) H DRO C10-C25	5.150	107965759	49.925	ug/mLm
3) H DRO C10-C28	6.850	126737657	52.502	ug/mLm
5) H1 ORO C20-C34	0.000	0	N.D.	ug/mL
6) H1 ORO C25-C36	0.000	0	N.D.	ug/mL
7) H1 DRO C10-C36	0.000	0	N.D.	ug/mL
-----				

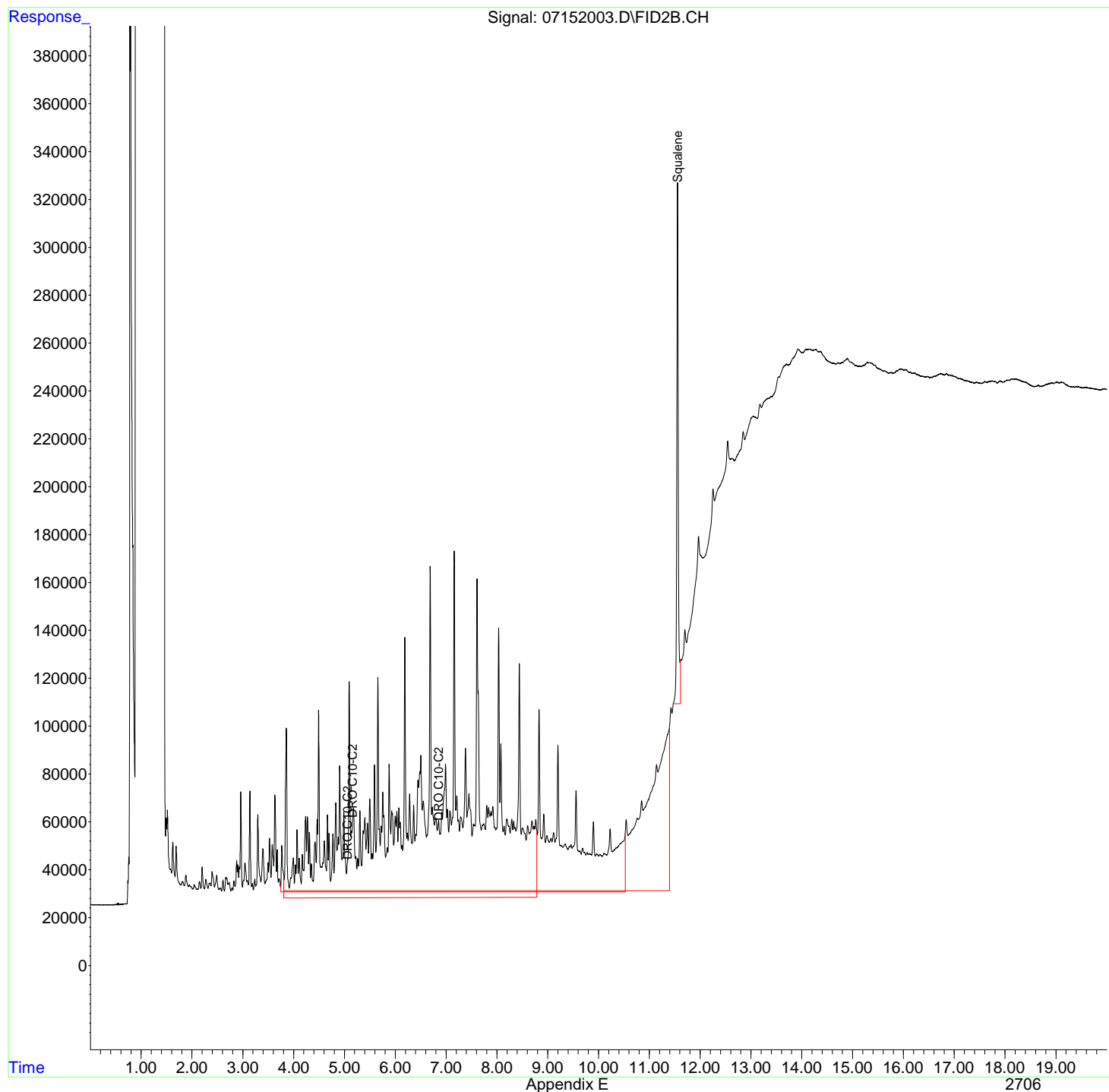
(f)=RT Delta > 1/2 Window

(m)=manual int.

Data Path : R:\2\DATA\071520\  
Data File : 07152003.D  
Signal(s) : FID2B.CH  
Acq On : 15 Jul 2020 10:48 am  
Operator : GCSVOC-Dhiren  
Sample : CRQL-DRO-071520  
Misc :  
ALS Vial : 3 Sample Multiplier: 1

Integration File: EVENTS.E  
Quant Time: Jul 15 12:10:36 2020  
Quant Method : Z:\HPCHEM\2\METHODS\022820DRO-ORO.M  
Quant Title : DRO-ORO 09-09-15 DRO/ORO  
QLast Update : Fri Feb 28 16:32:12 2020  
Response via : Initial Calibration  
Integrator: ChemStation 6890 Scale Mode: Large solvent peaks clipped

Volume Inj. :  
Signal Phase :  
Signal Info :



Data Path : R:\2\DATA\071520\  
Data File : 07152004.D  
Signal(s) : FID2B.CH  
Acq On : 15 Jul 2020 11:15 am  
Operator : GCSVOC-Dhiren  
Sample : CCV-DRO-071520  
Misc :  
ALS Vial : 4 Sample Multiplier: 1

Integration File: EVENTS.E  
Quant Time: Jul 16 09:07:27 2020  
Quant Method : Z:\HPCHEM\2\METHODS\022820DRO-ORO.M  
Quant Title : DRO-ORO 09-09-15 DRO/ORO  
QLast Update : Fri Feb 28 16:32:12 2020  
Response via : Initial Calibration  
Integrator: ChemStation 6890 Scale Mode: Large solvent peaks clipped

Volume Inj. :  
Signal Phase :  
Signal Info :

Min. RRF : 0.000 Min. Rel. Area : 50% Max. R.T. Dev 0.50min  
Max. RRF Dev : 15% Max. Rel. Area : 150%

	Compound	Amount	Calc.	%Dev	Area%	Dev (Min)
1 H	DRO C10-C20	1000.000	1033.194	-3.3	0	0.00
2 H	DRO C10-C25	1000.000	955.983	4.4	0	0.00
3 H	DRO C10-C28	1000.000	950.198	5.0	0	0.00
5 H1	ORO C20-C34	1000.000	-90.518	109.1#	0	-9.23#
6 H1	ORO C25-C36	1000.000	-100.620	110.1#	0	-10.70#
7 H1	DRO C10-C36	1000.000	1015.714	-1.6	0	0.00
8 S1	Squalene	20.000	19.595	2.0	0	0.00

Evaluate Continuing Calibration Report - Not Found

4 S	n-Eicosane	10.000	0.000	100.0#	0	-8.83#
-----	------------	--------	-------	--------	---	--------

(#) = Out of Range

SPCC's out = 0 CCC's out = 0

Data Path : R:\2\DATA\071520\  
 Data File : 07152004.D  
 Signal(s) : FID2B.CH  
 Acq On : 15 Jul 2020 11:15 am  
 Operator : GCSVOC-Dhiren  
 Sample : CCV-DRO-071520  
 Misc :  
 ALS Vial : 4 Sample Multiplier: 1

Integration File: EVENTS.E  
 Quant Time: Jul 16 09:07:27 2020  
 Quant Method : Z:\HPCHEM\2\METHODS\022820DRO-ORO.M  
 Quant Title : DRO-ORO 09-09-15 DRO/ORO  
 QLast Update : Fri Feb 28 16:32:12 2020  
 Response via : Initial Calibration  
 Integrator: ChemStation 6890 Scale Mode: Large solvent peaks clipped

Volume Inj. :  
 Signal Phase :  
 Signal Info :

Compound	R.T.	Response	Conc	Units
-----				
System Monitoring Compounds				
4) S n-Eicosane	0.000	0	N.D.	ug/mL
8) S1 Squalene	11.555	32160361	19.595	ug/mLm
Target Compounds				
1) H DRO C10-C20	5.050	1562473731	1033.194	ug/mLm
2) H DRO C10-C25	5.150	1682439344	955.983	ug/mLm
3) H DRO C10-C28	6.850	1720223907	950.198	ug/mLm
5) H1 ORO C20-C34	0.000	0	N.D.	ug/mL
6) H1 ORO C25-C36	0.000	0	N.D.	ug/mL
7) H1 DRO C10-C36	8.400	1952188009	1015.714	ug/mLm
-----				

(f)=RT Delta > 1/2 Window

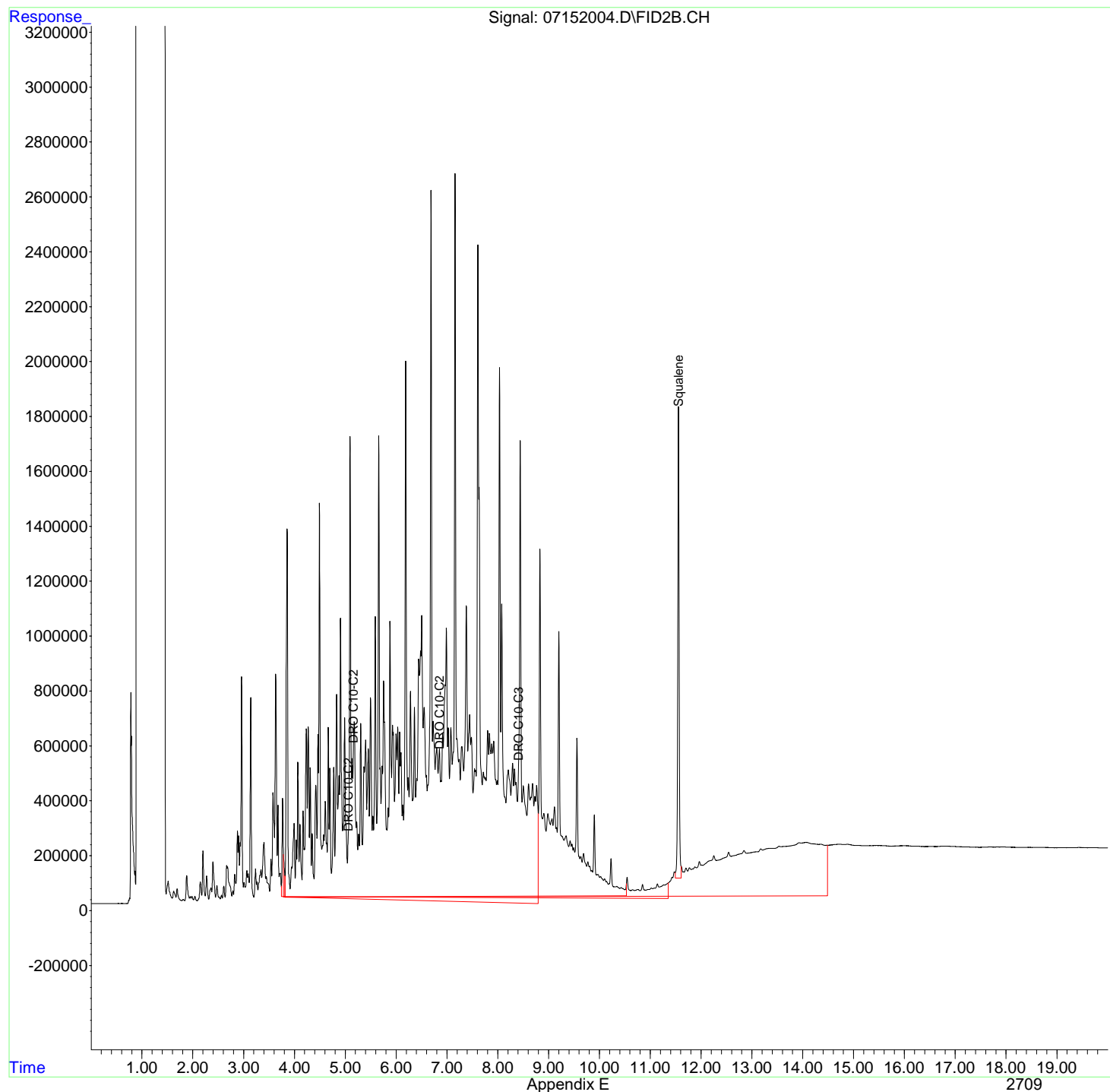
(m)=manual int.



Data Path : R:\2\DATA\071520\  
Data File : 07152004.D  
Signal(s) : FID2B.CH  
Acq On : 15 Jul 2020 11:15 am  
Operator : GCSVOC-Dhiren  
Sample : CCV-DRO-071520  
Misc :  
ALS Vial : 4 Sample Multiplier: 1

Integration File: EVENTS.E  
Quant Time: Jul 16 09:07:27 2020  
Quant Method : Z:\HPCHEM\2\METHODS\022820DRO-ORO.M  
Quant Title : DRO-ORO 09-09-15 DRO/ORO  
QLast Update : Fri Feb 28 16:32:12 2020  
Response via : Initial Calibration  
Integrator: ChemStation 6890 Scale Mode: Large solvent peaks clipped

Volume Inj. :  
Signal Phase :  
Signal Info :



Data Path : R:\2\DATA\071520\  
 Data File : 07152005.D  
 Signal(s) : FID2B.CH  
 Acq On : 15 Jul 2020 11:43 am  
 Operator : GCSVOC-Dhiren  
 Sample : CRQL-ORO-071520  
 Misc :  
 ALS Vial : 5 Sample Multiplier: 1

Integration File: EVENTS.E  
 Quant Time: Jul 16 09:07:05 2020  
 Quant Method : Z:\HPCHEM\2\METHODS\022820DRO-ORO.M  
 Quant Title : DRO-ORO 09-09-15 DRO/ORO  
 QLast Update : Fri Feb 28 16:32:12 2020  
 Response via : Initial Calibration  
 Integrator: ChemStation 6890 Scale Mode: Large solvent peaks clipped

Volume Inj. :  
 Signal Phase :  
 Signal Info :

Compound	R.T.	Response	Conc Units
-----			
System Monitoring Compounds			
4) S n-Eicosane	8.829	5458534	2.337 ug/mL
8) S1 Squalene	0.000	0	N.D. ug/mL
Target Compounds			
1) H DRO C10-C20	0.000	0	N.D. ug/mL
2) H DRO C10-C25	0.000	0	N.D. ug/mL
3) H DRO C10-C28	0.000	0	N.D. ug/mL
5) H1 ORO C20-C34	9.230	333534274	218.654 ug/mLm
6) H1 ORO C25-C36	10.700	420653150	227.658 ug/mLm
7) H1 DRO C10-C36	0.000	0	N.D. ug/mL
-----			

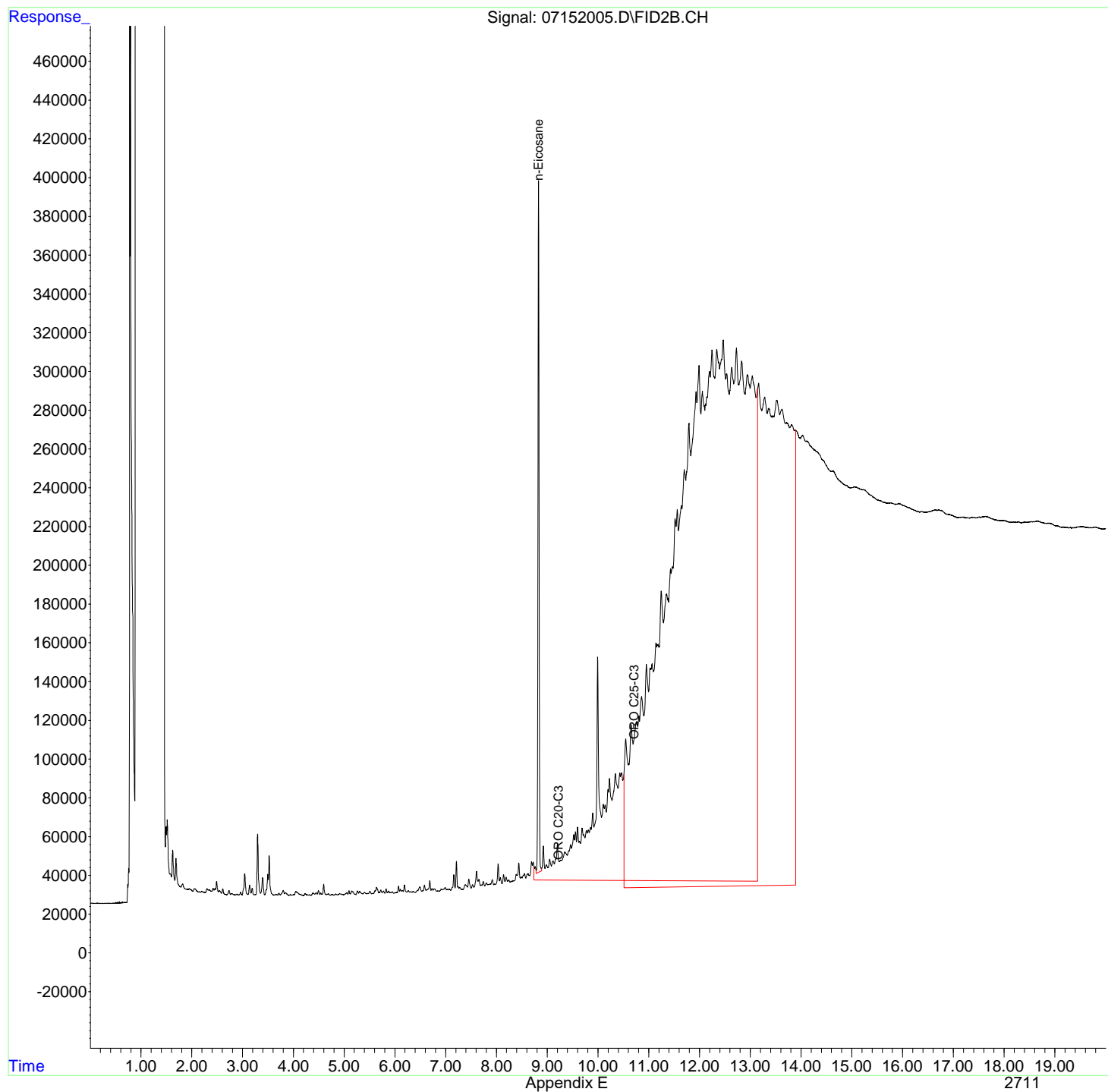
(f)=RT Delta > 1/2 Window

(m)=manual int.

Data Path : R:\2\DATA\071520\  
Data File : 07152005.D  
Signal(s) : FID2B.CH  
Acq On : 15 Jul 2020 11:43 am  
Operator : GCSVOC-Dhiren  
Sample : CRQL-ORO-071520  
Misc :  
ALS Vial : 5 Sample Multiplier: 1

Integration File: EVENTS.E  
Quant Time: Jul 16 09:07:05 2020  
Quant Method : Z:\HPCHEM\2\METHODS\022820DRO-ORO.M  
Quant Title : DRO-ORO 09-09-15 DRO/ORO  
QLast Update : Fri Feb 28 16:32:12 2020  
Response via : Initial Calibration  
Integrator: ChemStation 6890 Scale Mode: Large solvent peaks clipped

Volume Inj. :  
Signal Phase :  
Signal Info :



Data Path : R:\2\DATA\071520\  
 Data File : 07152006.D  
 Signal(s) : FID2B.CH  
 Acq On : 15 Jul 2020 12:10 pm  
 Operator : GCSVOC-Dhiren  
 Sample : CCV-ORO-071520  
 Misc :  
 ALS Vial : 6 Sample Multiplier: 1

Integration File: EVENTS.E  
 Quant Time: Jul 15 12:38:26 2020  
 Quant Method : Z:\HPCHEM\2\METHODS\022820DRO-ORO.M  
 Quant Title : DRO-ORO 09-09-15 DRO/ORO  
 QLast Update : Fri Feb 28 16:32:12 2020  
 Response via : Initial Calibration  
 Integrator: ChemStation 6890 Scale Mode: Large solvent peaks clipped

Volume Inj. :  
 Signal Phase :  
 Signal Info :

Min. RRF : 0.000 Min. Rel. Area : 50% Max. R.T. Dev 0.50min  
 Max. RRF Dev : 15% Max. Rel. Area : 150%

	Compound	Amount	Calc.	%Dev	Area%	Dev (Min)
4 S	n-Eicosane	10.000	10.749	-7.5	0	0.00
5 H1	ORO C20-C34	1000.000	853.779	14.6	0	0.00
6 H1	ORO C25-C36	1000.000	750.604	24.9#	0	0.00
7 H1	DRO C10-C36	1000.000	-110.561	111.1#	0	-8.40#

Evaluate Continuing Calibration Report - Not Finds

1 H	DRO C10-C20	1000.000	0.000	100.0#	0	-5.05#
2 H	DRO C10-C25	1000.000	0.000	100.0#	0	-5.15#
3 H	DRO C10-C28	1000.000	0.000	100.0#	0	-6.85#
8 S1	Squalene	20.000	0.000	100.0#	0	-11.56#

(#) = Out of Range

SPCC's out = 0 CCC's out = 0

Data Path : R:\2\DATA\071520\  
 Data File : 07152006.D  
 Signal(s) : FID2B.CH  
 Acq On : 15 Jul 2020 12:10 pm  
 Operator : GCSVOC-Dhiren  
 Sample : CCV-ORO-071520  
 Misc :  
 ALS Vial : 6 Sample Multiplier: 1

Integration File: EVENTS.E  
 Quant Time: Jul 15 12:38:26 2020  
 Quant Method : Z:\HPCHEM\2\METHODS\022820DRO-ORO.M  
 Quant Title : DRO-ORO 09-09-15 DRO/ORO  
 QLast Update : Fri Feb 28 16:32:12 2020  
 Response via : Initial Calibration  
 Integrator: ChemStation 6890 Scale Mode: Large solvent peaks clipped

Volume Inj. :  
 Signal Phase :  
 Signal Info :

Compound	R.T.	Response	Conc Units
-----			
System Monitoring Compounds			
4) S n-Eicosane	8.829	21076650	10.749 ug/mL
8) S1 Squalene	0.000	0	N.D. ug/mL
Target Compounds			
1) H DRO C10-C20	0.000	0	N.D. ug/mL
2) H DRO C10-C25	0.000	0	N.D. ug/mL
3) H DRO C10-C28	0.000	0	N.D. ug/mL
5) H1 ORO C20-C34	9.230	1015690300	853.779 ug/mLm
6) H1 ORO C25-C36	10.700	1088411702	750.604 ug/mLm
7) H1 DRO C10-C36	0.000	0	N.D. ug/mL
-----			

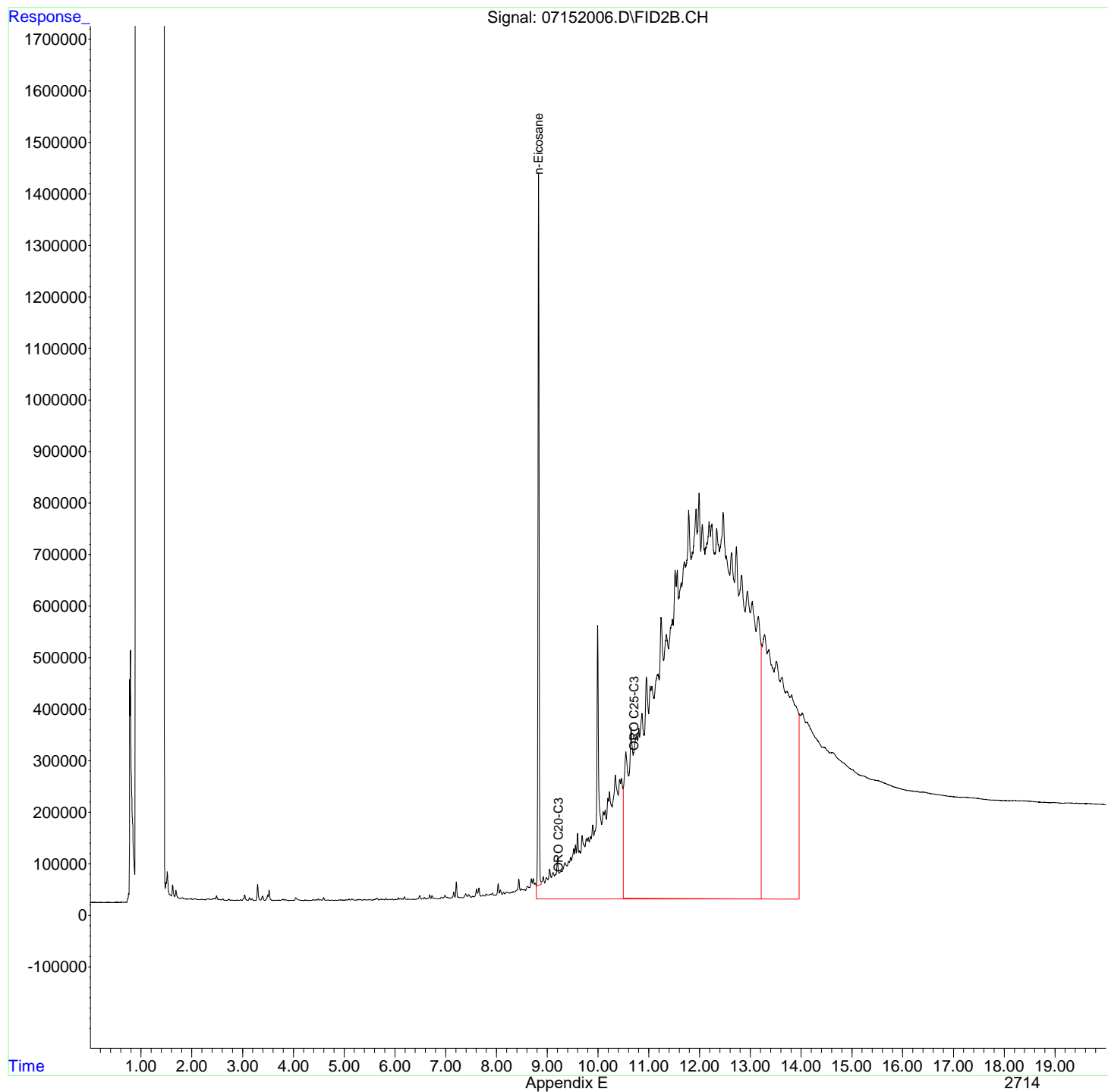
(f)=RT Delta > 1/2 Window

(m)=manual int.

Data Path : R:\2\DATA\071520\  
Data File : 07152006.D  
Signal(s) : FID2B.CH  
Acq On : 15 Jul 2020 12:10 pm  
Operator : GCSVOC-Dhiren  
Sample : CCV-ORO-071520  
Misc :  
ALS Vial : 6 Sample Multiplier: 1

Integration File: EVENTS.E  
Quant Time: Jul 15 12:38:26 2020  
Quant Method : Z:\HPCHEM\2\METHODS\022820DRO-ORO.M  
Quant Title : DRO-ORO 09-09-15 DRO/ORO  
QLast Update : Fri Feb 28 16:32:12 2020  
Response via : Initial Calibration  
Integrator: ChemStation 6890 Scale Mode: Large solvent peaks clipped

Volume Inj. :  
Signal Phase :  
Signal Info :



Data Path : R:\2\DATA\071520\  
 Data File : 07152007.D  
 Signal(s) : FID2B.CH  
 Acq On : 15 Jul 2020 12:38 pm  
 Operator : GCSVOC-Dhiren  
 Sample : CCB-071520A  
 Misc : New prep  
 ALS Vial : 2 Sample Multiplier: 1

Integration File: EVENTS.E  
 Quant Time: Jul 16 09:19:11 2020  
 Quant Method : Z:\HPCHEM\2\METHODS\022820DRO-ORO.M  
 Quant Title : DRO-ORO 09-09-15 DRO/ORO  
 QLast Update : Fri Feb 28 16:32:12 2020  
 Response via : Initial Calibration  
 Integrator: ChemStation 6890 Scale Mode: Large solvent peaks clipped

Volume Inj. :  
 Signal Phase :  
 Signal Info :

Compound	R.T.	Response	Conc	Units
-----				
System Monitoring Compounds				
4) S n-Eicosane	8.828	33506375	17.444	ug/mLm
8) S1 Squalene	11.553	24281910	14.609	ug/mLm
Target Compounds				
1) H DRO C10-C20	0.000	0	N.D.	ug/mL
2) H DRO C10-C25	0.000	0	N.D.	ug/mL
3) H DRO C10-C28	0.000	0	N.D.	ug/mL
5) H1 ORO C20-C34	0.000	0	N.D.	ug/mL
6) H1 ORO C25-C36	0.000	0	N.D.	ug/mL
7) H1 DRO C10-C36	0.000	0	N.D.	ug/mL
-----				

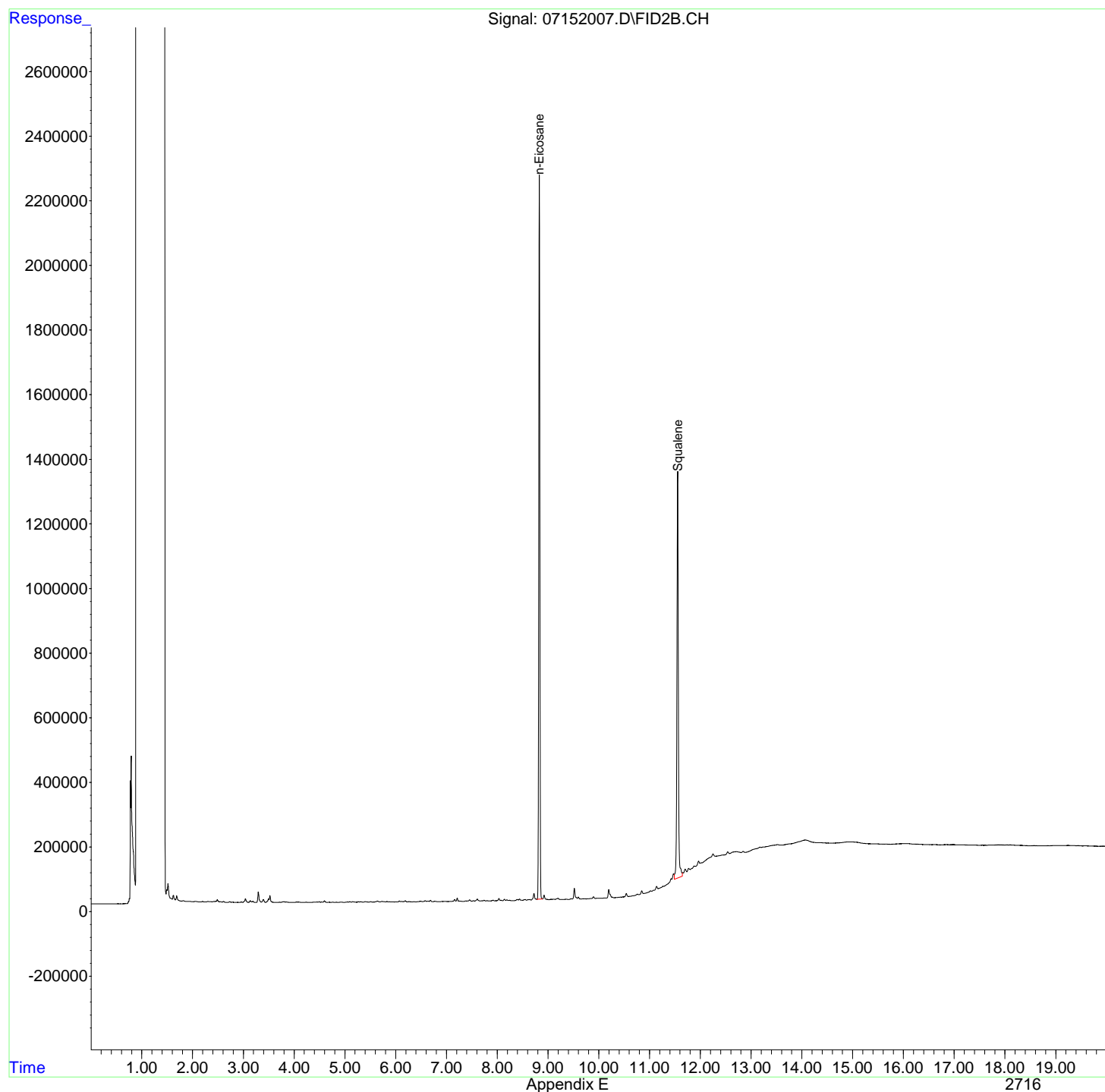
(f)=RT Delta > 1/2 Window

(m)=manual int.

Data Path : R:\2\DATA\071520\  
Data File : 07152007.D  
Signal(s) : FID2B.CH  
Acq On : 15 Jul 2020 12:38 pm  
Operator : GCSVOC-Dhiren  
Sample : CCB-071520A  
Misc : New prep  
ALS Vial : 2 Sample Multiplier: 1

Integration File: EVENTS.E  
Quant Time: Jul 16 09:19:11 2020  
Quant Method : Z:\HPCHEM\2\METHODS\022820DRO-ORO.M  
Quant Title : DRO-ORO 09-09-15 DRO/ORO  
QLast Update : Fri Feb 28 16:32:12 2020  
Response via : Initial Calibration  
Integrator: ChemStation 6890 Scale Mode: Large solvent peaks clipped

Volume Inj. :  
Signal Phase :  
Signal Info :





Data Path : R:\2\DATA\071520\  
 Data File : 07152008.D  
 Signal(s) : FID2B.CH  
 Acq On : 15 Jul 2020 1:05 pm  
 Operator : GCSVOC-Dhiren  
 Sample : CCV-ORO-071520A  
 Misc : New prep  
 ALS Vial : 6 Sample Multiplier: 1

Integration File: EVENTS.E  
 Quant Time: Jul 15 13:38:57 2020  
 Quant Method : Z:\HPCHEM\2\METHODS\022820DRO-ORO.M  
 Quant Title : DRO-ORO 09-09-15 DRO/ORO  
 QLast Update : Fri Feb 28 16:32:12 2020  
 Response via : Initial Calibration  
 Integrator: ChemStation 6890 Scale Mode: Large solvent peaks clipped

Volume Inj. :  
 Signal Phase :  
 Signal Info :

Min. RRF : 0.000 Min. Rel. Area : 50% Max. R.T. Dev 0.50min  
 Max. RRF Dev : 15% Max. Rel. Area : 150%

	Compound	Amount	Calc.	%Dev	Area%	Dev (Min)
4 S	n-Eicosane	10.000	11.675	-16.8#	0	0.00
5 H1	ORO C20-C34	1000.000	934.478	6.6	0	0.00
6 H1	ORO C25-C36	1000.000	850.812	14.9	0	0.00
7 H1	DRO C10-C36	1000.000	-108.560	110.9#	0	-8.40#

Evaluate Continuing Calibration Report - Not Finds

1 H	DRO C10-C20	1000.000	0.000	100.0#	0	-5.05#
2 H	DRO C10-C25	1000.000	0.000	100.0#	0	-5.15#
3 H	DRO C10-C28	1000.000	0.000	100.0#	0	-6.85#
8 S1	Squalene	20.000	0.000	100.0#	0	-11.56#

(#) = Out of Range

SPCC's out = 0 CCC's out = 0

Data Path : R:\2\DATA\071520\  
 Data File : 07152008.D  
 Signal(s) : FID2B.CH  
 Acq On : 15 Jul 2020 1:05 pm  
 Operator : GCSVOC-Dhiren  
 Sample : CCV-ORO-071520A  
 Misc : New prep  
 ALS Vial : 6 Sample Multiplier: 1

Integration File: EVENTS.E  
 Quant Time: Jul 15 13:38:57 2020  
 Quant Method : Z:\HPCHEM\2\METHODS\022820DRO-ORO.M  
 Quant Title : DRO-ORO 09-09-15 DRO/ORO  
 QLast Update : Fri Feb 28 16:32:12 2020  
 Response via : Initial Calibration  
 Integrator: ChemStation 6890 Scale Mode: Large solvent peaks clipped

Volume Inj. :  
 Signal Phase :  
 Signal Info :

Compound	R.T.	Response	Conc Units
-----			
System Monitoring Compounds			
4) S n-Eicosane	8.829	22796307	11.675 ug/mL
8) S1 Squalene	0.000	0	N.D. ug/mL
Target Compounds			
1) H DRO C10-C20	0.000	0	N.D. ug/mL
2) H DRO C10-C25	0.000	0	N.D. ug/mL
3) H DRO C10-C28	0.000	0	N.D. ug/mL
5) H1 ORO C20-C34	9.230	1102365047	934.478 ug/mLm
6) H1 ORO C25-C36	10.700	1216369902	850.812 ug/mLm
7) H1 DRO C10-C36	0.000	0	N.D. ug/mL
-----			

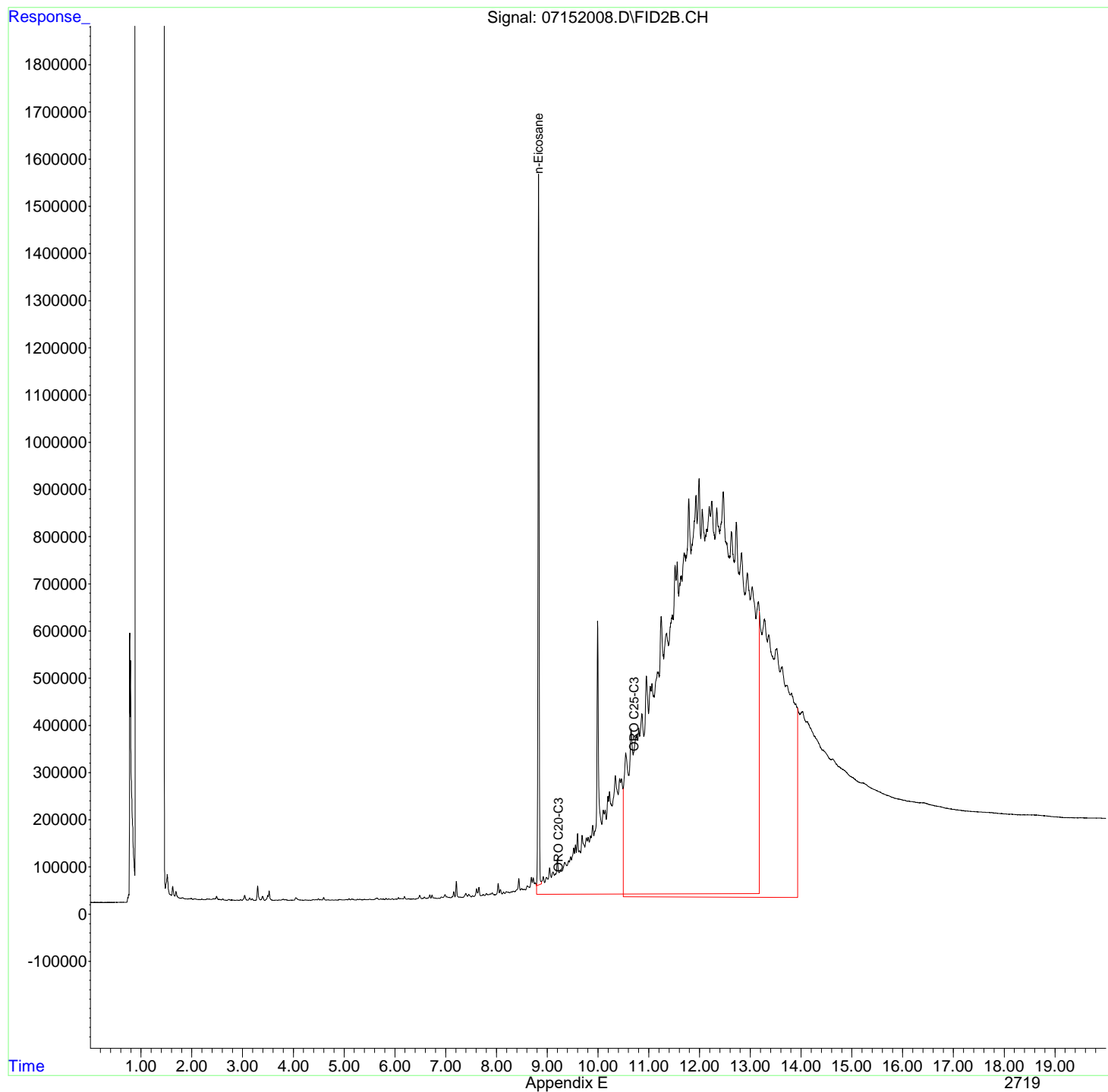
(f)=RT Delta > 1/2 Window

(m)=manual int.

Data Path : R:\2\DATA\071520\  
Data File : 07152008.D  
Signal(s) : FID2B.CH  
Acq On : 15 Jul 2020 1:05 pm  
Operator : GCSVOC-Dhiren  
Sample : CCV-ORO-071520A  
Misc : New prep  
ALS Vial : 6 Sample Multiplier: 1

Integration File: EVENTS.E  
Quant Time: Jul 15 13:38:57 2020  
Quant Method : Z:\HPCHEM\2\METHODS\022820DRO-ORO.M  
Quant Title : DRO-ORO 09-09-15 DRO/ORO  
QLast Update : Fri Feb 28 16:32:12 2020  
Response via : Initial Calibration  
Integrator: ChemStation 6890 Scale Mode: Large solvent peaks clipped

Volume Inj. :  
Signal Phase :  
Signal Info :



Data Path : R:\2\DATA\071520\  
 Data File : 07152009.D  
 Signal(s) : FID2B.CH  
 Acq On : 15 Jul 2020 1:33 pm  
 Operator : GCSVOC-Dhiren  
 Sample : CCV-ORO-071520B  
 Misc : New prep  
 ALS Vial : 7 Sample Multiplier: 1

Integration File: EVENTS.E  
 Quant Time: Jul 15 14:02:40 2020  
 Quant Method : Z:\HPCHEM\2\METHODS\022820DRO-ORO.M  
 Quant Title : DRO-ORO 09-09-15 DRO/ORO  
 QLast Update : Fri Feb 28 16:32:12 2020  
 Response via : Initial Calibration  
 Integrator: ChemStation 6890 Scale Mode: Large solvent peaks clipped

Volume Inj. :  
 Signal Phase :  
 Signal Info :

Min. RRF : 0.000 Min. Rel. Area : 50% Max. R.T. Dev 0.50min  
 Max. RRF Dev : 15% Max. Rel. Area : 150%

	Compound	Amount	Calc.	%Dev	Area%	Dev (Min)
4 S	n-Eicosane	10.000	11.805	-18.0#	0	0.00
5 H1	ORO C20-C34	1000.000	892.189	10.8	0	0.00
6 H1	ORO C25-C36	1000.000	802.533	19.7#	0	0.00
7 H1	DRO C10-C36	1000.000	-110.450	111.0#	0	-8.40#

Evaluate Continuing Calibration Report - Not Finds

1 H	DRO C10-C20	1000.000	0.000	100.0#	0	-5.05#
2 H	DRO C10-C25	1000.000	0.000	100.0#	0	-5.15#
3 H	DRO C10-C28	1000.000	0.000	100.0#	0	-6.85#
8 S1	Squalene	20.000	0.000	100.0#	0	-11.56#

(#) = Out of Range

SPCC's out = 0 CCC's out = 0

Data Path : R:\2\DATA\071520\  
 Data File : 07152009.D  
 Signal(s) : FID2B.CH  
 Acq On : 15 Jul 2020 1:33 pm  
 Operator : GCSVOC-Dhiren  
 Sample : CCV-ORO-071520B  
 Misc : New prep  
 ALS Vial : 7 Sample Multiplier: 1

Integration File: EVENTS.E  
 Quant Time: Jul 15 14:02:40 2020  
 Quant Method : Z:\HPCHEM\2\METHODS\022820DRO-ORO.M  
 Quant Title : DRO-ORO 09-09-15 DRO/ORO  
 QLast Update : Fri Feb 28 16:32:12 2020  
 Response via : Initial Calibration  
 Integrator: ChemStation 6890 Scale Mode: Large solvent peaks clipped

Volume Inj. :  
 Signal Phase :  
 Signal Info :

Compound	R.T.	Response	Conc Units
-----			
System Monitoring Compounds			
4) S n-Eicosane	8.829	23037433	11.805 ug/mL
8) S1 Squalene	0.000	0	N.D. ug/mL
Target Compounds			
1) H DRO C10-C20	0.000	0	N.D. ug/mL
2) H DRO C10-C25	0.000	0	N.D. ug/mL
3) H DRO C10-C28	0.000	0	N.D. ug/mL
5) H1 ORO C20-C34	9.230	1056944316	892.189 ug/mLm
6) H1 ORO C25-C36	10.700	1154721495	802.533 ug/mLm
7) H1 DRO C10-C36	0.000	0	N.D. ug/mL
-----			

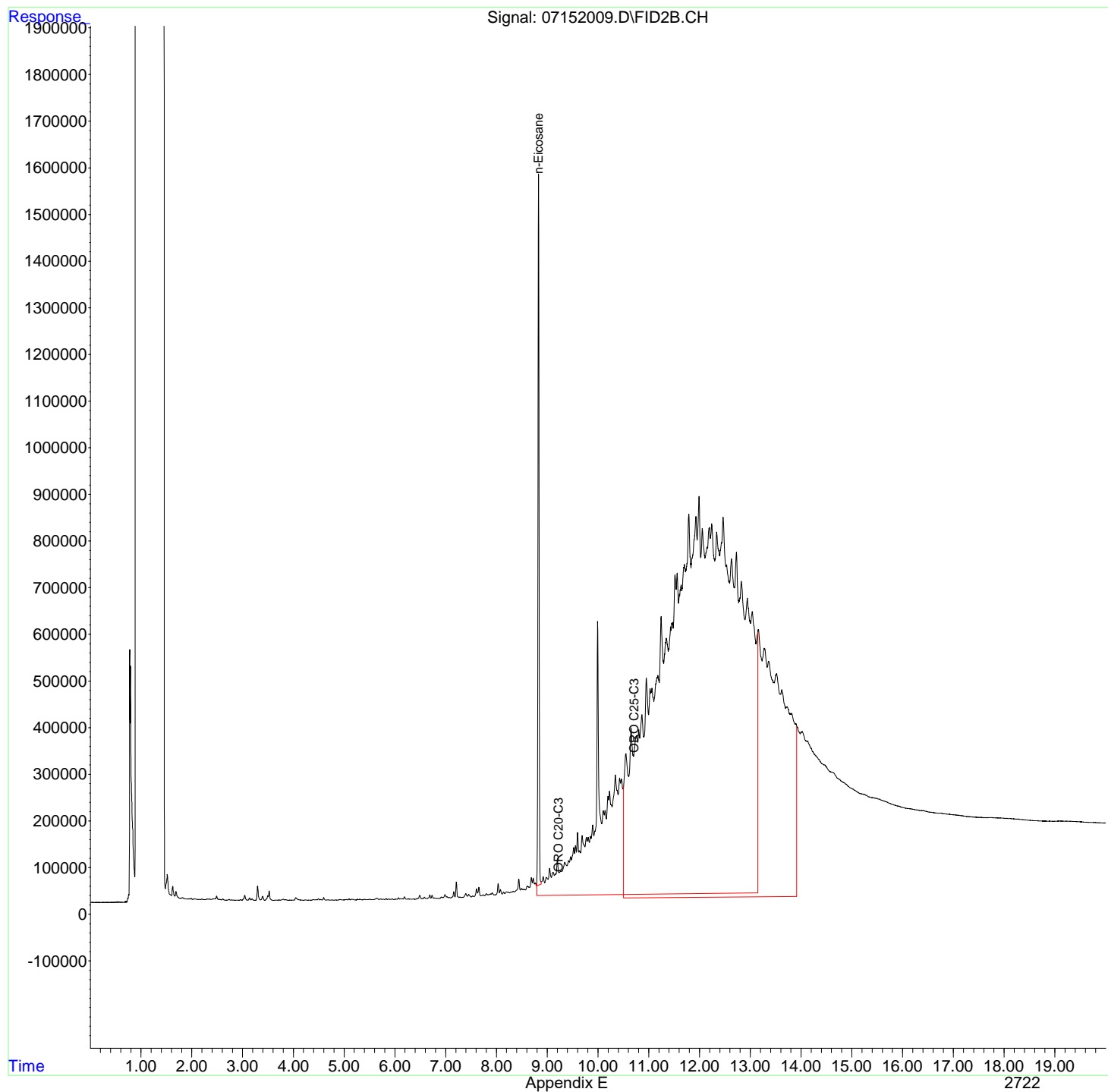
(f)=RT Delta > 1/2 Window

(m)=manual int.

Data Path : R:\2\DATA\071520\  
Data File : 07152009.D  
Signal(s) : FID2B.CH  
Acq On : 15 Jul 2020 1:33 pm  
Operator : GCSVOC-Dhiren  
Sample : CCV-ORO-071520B  
Misc : New prep  
ALS Vial : 7 Sample Multiplier: 1

Integration File: EVENTS.E  
Quant Time: Jul 15 14:02:40 2020  
Quant Method : Z:\HPCHEM\2\METHODS\022820DRO-ORO.M  
Quant Title : DRO-ORO 09-09-15 DRO/ORO  
QLast Update : Fri Feb 28 16:32:12 2020  
Response via : Initial Calibration  
Integrator: ChemStation 6890 Scale Mode: Large solvent peaks clipped

Volume Inj. :  
Signal Phase :  
Signal Info :



Data Path : R:\2\DATA\071520\  
 Data File : 07152010.D  
 Signal(s) : FID2B.CH  
 Acq On : 15 Jul 2020 2:00 pm  
 Operator : GCSVOC-Dhiren  
 Sample : MB-52040  
 Misc :  
 ALS Vial : 8 Sample Multiplier: 1

Integration File: EVENTS.E  
 Quant Time: Jul 15 14:50:32 2020  
 Quant Method : Z:\HPCHEM\2\METHODS\022820DRO-ORO.M  
 Quant Title : DRO-ORO 09-09-15 DRO/ORO  
 QLast Update : Fri Feb 28 16:32:12 2020  
 Response via : Initial Calibration  
 Integrator: ChemStation 6890 Scale Mode: Large solvent peaks clipped

Volume Inj. :  
 Signal Phase :  
 Signal Info :

Compound	R.T.	Response	Conc	Units
-----				
System Monitoring Compounds				
4) S n-Eicosane	8.829	36934845	19.290	ug/mL
8) S1 Squalene	11.555	35405539	21.648	ug/mLm
Target Compounds				
1) H DRO C10-C20	0.000	0	N.D.	ug/mL
2) H DRO C10-C25	0.000	0	N.D.	ug/mL
3) H DRO C10-C28	0.000	0	N.D.	ug/mL
5) H1 ORO C20-C34	0.000	0	N.D.	ug/mL
6) H1 ORO C25-C36	0.000	0	N.D.	ug/mL
7) H1 DRO C10-C36	0.000	0	N.D.	ug/mL
-----				

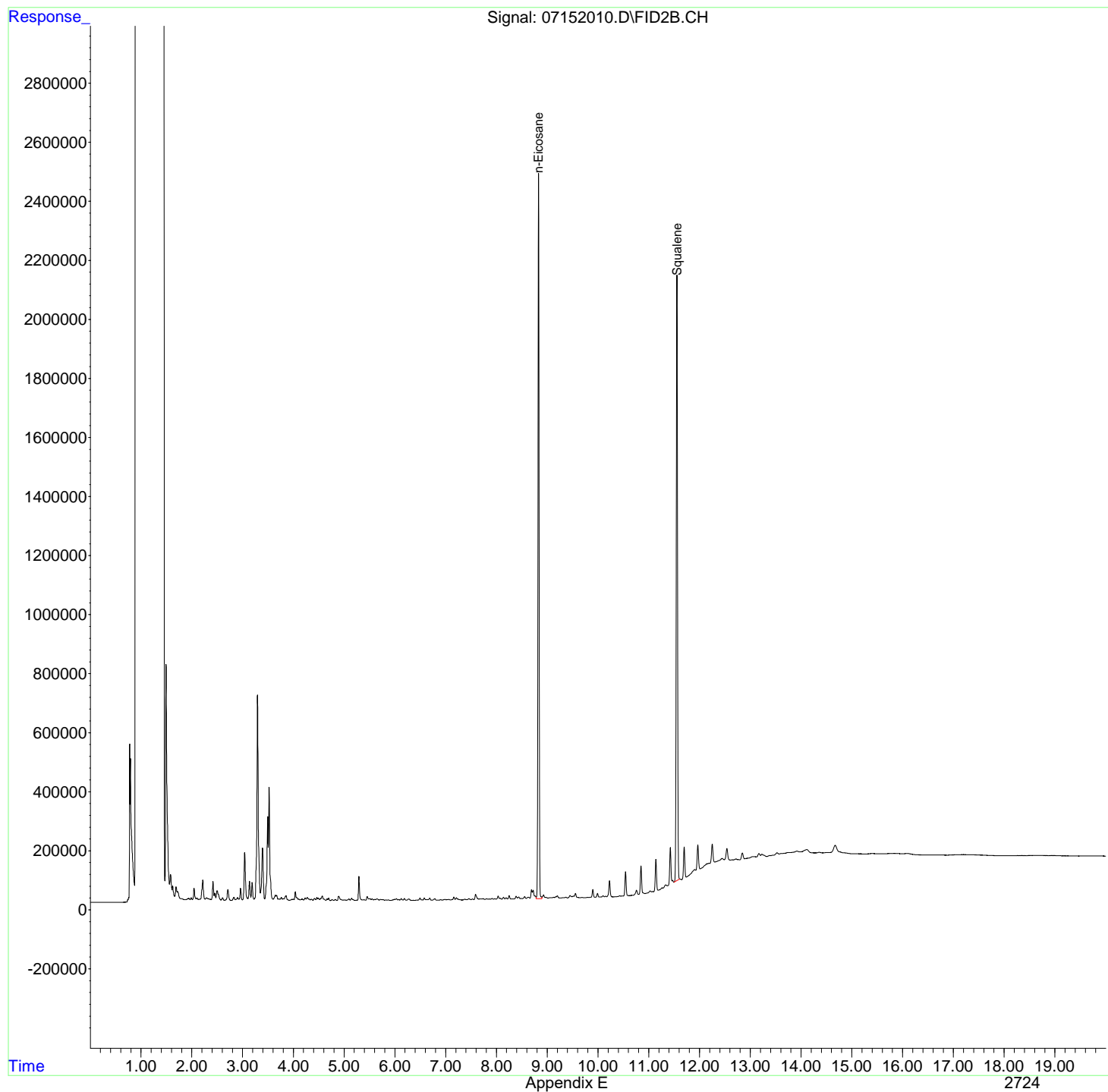
(f)=RT Delta > 1/2 Window

(m)=manual int.

Data Path : R:\2\DATA\071520\  
Data File : 07152010.D  
Signal(s) : FID2B.CH  
Acq On : 15 Jul 2020 2:00 pm  
Operator : GCSVOC-Dhiren  
Sample : MB-52040  
Misc :  
ALS Vial : 8 Sample Multiplier: 1

Integration File: EVENTS.E  
Quant Time: Jul 15 14:50:32 2020  
Quant Method : Z:\HPCHEM\2\METHODS\022820DRO-ORO.M  
Quant Title : DRO-ORO 09-09-15 DRO/ORO  
QLast Update : Fri Feb 28 16:32:12 2020  
Response via : Initial Calibration  
Integrator: ChemStation 6890 Scale Mode: Large solvent peaks clipped

Volume Inj. :  
Signal Phase :  
Signal Info :





Data Path : R:\2\DATA\071520\  
 Data File : 07152011.D  
 Signal(s) : FID2B.CH  
 Acq On : 15 Jul 2020 2:28 pm  
 Operator : GCSVOC-Dhiren  
 Sample : LCS-DRO  
 Misc :  
 ALS Vial : 9 Sample Multiplier: 1

Integration File: EVENTS.E  
 Quant Time: Jul 16 09:05:11 2020  
 Quant Method : Z:\HPCHEM\2\METHODS\022820DRO-ORO.M  
 Quant Title : DRO-ORO 09-09-15 DRO/ORO  
 QLast Update : Thu Jul 16 09:03:43 2020  
 Response via : Initial Calibration  
 Integrator: ChemStation 6890 Scale Mode: Large solvent peaks clipped

Volume Inj. :  
 Signal Phase :  
 Signal Info :

Compound	R.T.	Response	Conc Units
-----			
System Monitoring Compounds			
4) S n-Eicosane	8.825	43028520	21.430 ug/mLm
8) S1 Squalene	11.551	37118619	21.314 ug/mL
Target Compounds			
1) H DRO C10-C20	5.050	757959396	492.803 ug/mLm
2) H DRO C10-C25	5.150	846343339	474.837 ug/mLm
3) H DRO C10-C28	6.850	840324807	454.504 ug/mLm
5) H1 ORO C20-C34	0.000	0	N.D. ug/mL
6) H1 ORO C25-C36	0.000	0	N.D. ug/mL
7) H1 DRO C10-C36	0.000	0	N.D. ug/mL
-----			

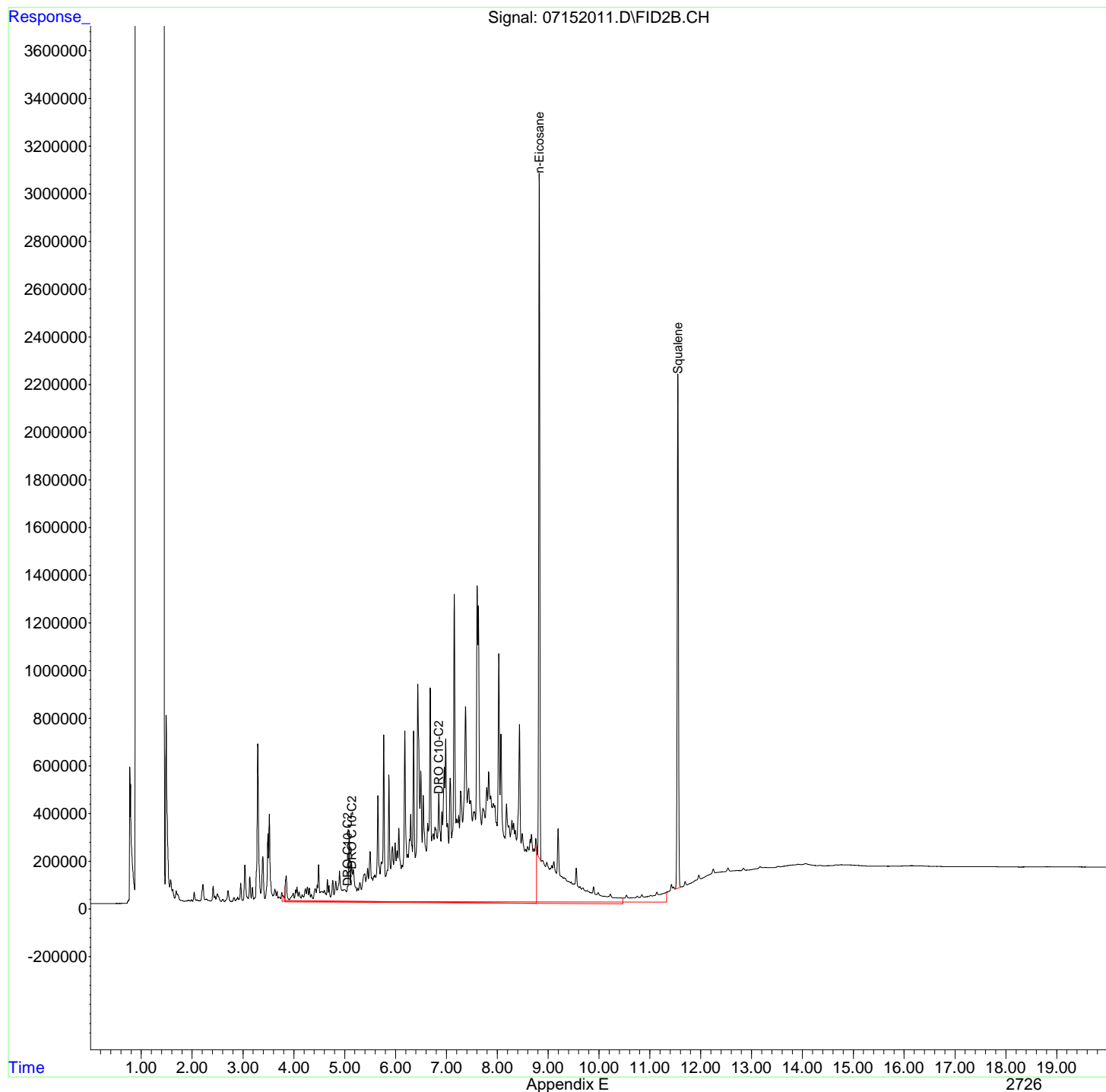
(f)=RT Delta > 1/2 Window

(m)=manual int.

Data Path : R:\2\DATA\071520\  
Data File : 07152011.D  
Signal(s) : FID2B.CH  
Acq On : 15 Jul 2020 2:28 pm  
Operator : GCSVOC-Dhiren  
Sample : LCS-DRO  
Misc :  
ALS Vial : 9 Sample Multiplier: 1

Integration File: EVENTS.E  
Quant Time: Jul 16 09:05:11 2020  
Quant Method : Z:\HPCHEM\2\METHODS\022820DRO-ORO.M  
Quant Title : DRO-ORO 09-09-15 DRO/ORO  
QLast Update : Thu Jul 16 09:03:43 2020  
Response via : Initial Calibration  
Integrator: ChemStation 6890 Scale Mode: Large solvent peaks clipped

Volume Inj. :  
Signal Phase :  
Signal Info :



Data Path : R:\2\DATA\071520\  
 Data File : 07152012.D  
 Signal(s) : FID2B.CH  
 Acq On : 15 Jul 2020 2:56 pm  
 Operator : GCSVOC-Dhiren  
 Sample : LCS-ORO  
 Misc :  
 ALS Vial : 10 Sample Multiplier: 1

Integration File: EVENTS.E  
 Quant Time: Jul 15 15:28:16 2020  
 Quant Method : Z:\HPCHEM\2\METHODS\022820DRO-ORO.M  
 Quant Title : DRO-ORO 09-09-15 DRO/ORO  
 QLast Update : Fri Feb 28 16:32:12 2020  
 Response via : Initial Calibration  
 Integrator: ChemStation 6890 Scale Mode: Large solvent peaks clipped

Volume Inj. :  
 Signal Phase :  
 Signal Info :

Compound	R.T.	Response	Conc	Units
-----				
System Monitoring Compounds				
4) S n-Eicosane	8.824	38679649	20.230	ug/mL
8) S1 Squalene	11.549	38776193	23.781	ug/mLm
Target Compounds				
1) H DRO C10-C20	0.000	0	N.D.	ug/mL
2) H DRO C10-C25	0.000	0	N.D.	ug/mL
3) H DRO C10-C28	0.000	0	N.D.	ug/mL
5) H1 ORO C20-C34	9.230	885054432	732.150	ug/mLm
6) H1 ORO C25-C36	10.700	938982379	633.580	ug/mLm
7) H1 DRO C10-C36	0.000	0	N.D.	ug/mL
-----				

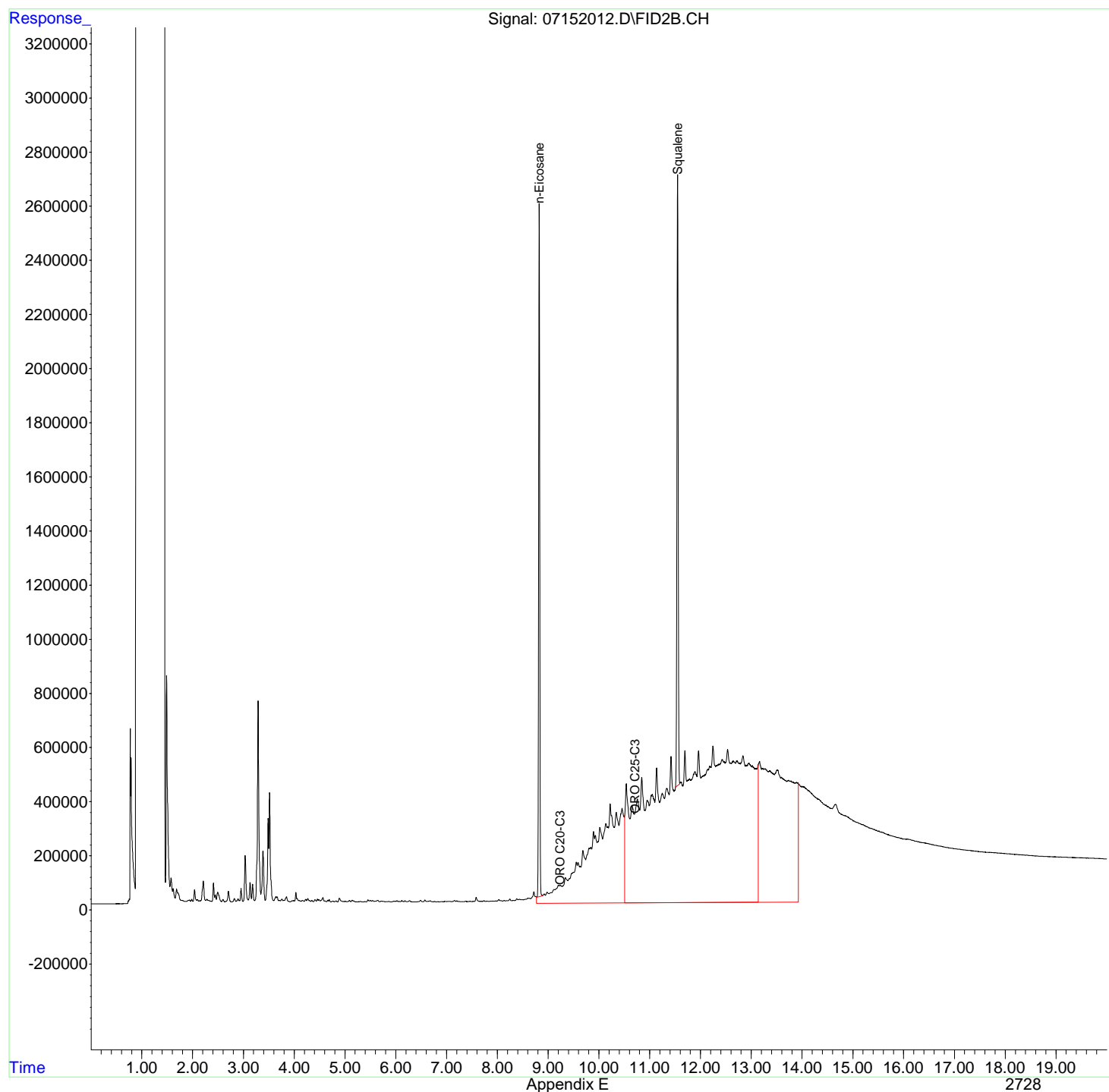
(f)=RT Delta > 1/2 Window

(m)=manual int.

Data Path : R:\2\DATA\071520\  
Data File : 07152012.D  
Signal(s) : FID2B.CH  
Acq On : 15 Jul 2020 2:56 pm  
Operator : GCSVOC-Dhiren  
Sample : LCS-ORO  
Misc :  
ALS Vial : 10 Sample Multiplier: 1

Integration File: EVENTS.E  
Quant Time: Jul 15 15:28:16 2020  
Quant Method : Z:\HPCHEM\2\METHODS\022820DRO-ORO.M  
Quant Title : DRO-ORO 09-09-15 DRO/ORO  
QLast Update : Fri Feb 28 16:32:12 2020  
Response via : Initial Calibration  
Integrator: ChemStation 6890 Scale Mode: Large solvent peaks clipped

Volume Inj. :  
Signal Phase :  
Signal Info :



Data Path : R:\2\DATA\071520\  
 Data File : 07152017.D  
 Signal(s) : FID2B.CH  
 Acq On : 15 Jul 2020 5:14 pm  
 Operator : GCSVOC-Dhiren  
 Sample : 2006244-012A  
 Misc :  
 ALS Vial : 15 Sample Multiplier: 1

Integration File: EVENTS.E  
 Quant Time: Jul 16 08:56:13 2020  
 Quant Method : Z:\HPCHEM\2\METHODS\022820DRO-ORO.M  
 Quant Title : DRO-ORO 09-09-15 DRO/ORO  
 QLast Update : Fri Feb 28 16:32:12 2020  
 Response via : Initial Calibration  
 Integrator: ChemStation 6890 Scale Mode: Large solvent peaks clipped

Volume Inj. :  
 Signal Phase :  
 Signal Info :

Compound	R.T.	Response	Conc	Units
-----				
System Monitoring Compounds				
4) S n-Eicosane	8.828	35998286	18.786	ug/mLm
8) S1 Squalene	11.555	40470698	24.853	ug/mLm
Target Compounds				
1) H DRO C10-C20	0.000	0	N.D.	ug/mL
2) H DRO C10-C25	0.000	0	N.D.	ug/mL
3) H DRO C10-C28	0.000	0	N.D.	ug/mL
5) H1 ORO C20-C34	9.230	1619119229	1415.605	ug/mLm
6) H1 ORO C25-C36	10.700	1859240275	1354.267	ug/mLm
7) H1 DRO C10-C36	0.000	0	N.D.	ug/mL
-----				

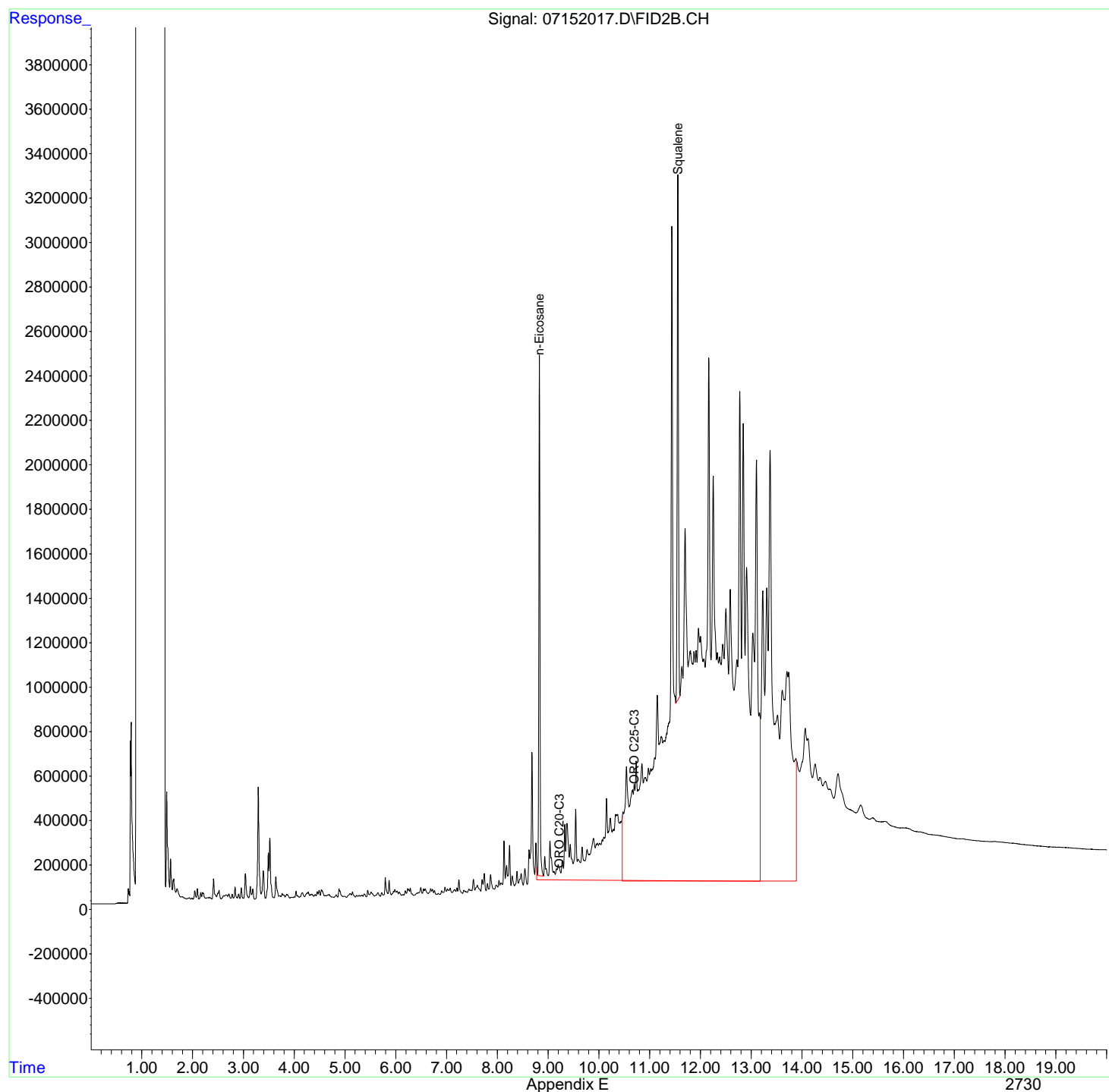
(f)=RT Delta > 1/2 Window

(m)=manual int.

Data Path : R:\2\DATA\071520\  
Data File : 07152017.D  
Signal(s) : FID2B.CH  
Acq On : 15 Jul 2020 5:14 pm  
Operator : GCSVOC-Dhiren  
Sample : 2006244-012A  
Misc :  
ALS Vial : 15 Sample Multiplier: 1

Integration File: EVENTS.E  
Quant Time: Jul 16 08:56:13 2020  
Quant Method : Z:\HPCHEM\2\METHODS\022820DRO-ORO.M  
Quant Title : DRO-ORO 09-09-15 DRO/ORO  
QLast Update : Fri Feb 28 16:32:12 2020  
Response via : Initial Calibration  
Integrator: ChemStation 6890 Scale Mode: Large solvent peaks clipped

Volume Inj. :  
Signal Phase :  
Signal Info :



Data Path : R:\2\DATA\071520\  
 Data File : 07152018.D  
 Signal(s) : FID2B.CH  
 Acq On : 15 Jul 2020 5:42 pm  
 Operator : GCSVOC-Dhiren  
 Sample : 2006244-012AMS  
 Misc :  
 ALS Vial : 16 Sample Multiplier: 1

Integration File: EVENTS.E  
 Quant Time: Jul 16 08:57:06 2020  
 Quant Method : Z:\HPCHEM\2\METHODS\022820DRO-ORO.M  
 Quant Title : DRO-ORO 09-09-15 DRO/ORO  
 QLast Update : Thu Jul 16 08:51:22 2020  
 Response via : Initial Calibration  
 Integrator: ChemStation 6890 Scale Mode: Large solvent peaks clipped

Volume Inj. :  
 Signal Phase :  
 Signal Info :

Compound	R.T.	Response	Conc Units
-----			
System Monitoring Compounds			
4) S n-Eicosane	8.830	39245443	19.546 ug/mLm
8) S1 Squalene	11.556	38014068	21.828 ug/mLm
Target Compounds			
1) H DRO C10-C20	5.050	715304975	464.152 ug/mLm
2) H DRO C10-C25	5.150	1024504163	577.363 ug/mLm
3) H DRO C10-C28	6.850	1107845038	605.212 ug/mLm
5) H1 ORO C20-C34	9.230	1799195577	1583.266 ug/mLm
6) H1 ORO C25-C36	10.700	2058071422	1509.978 ug/mLm
7) H1 DRO C10-C36	0.000	0	N.D. ug/mL
-----			

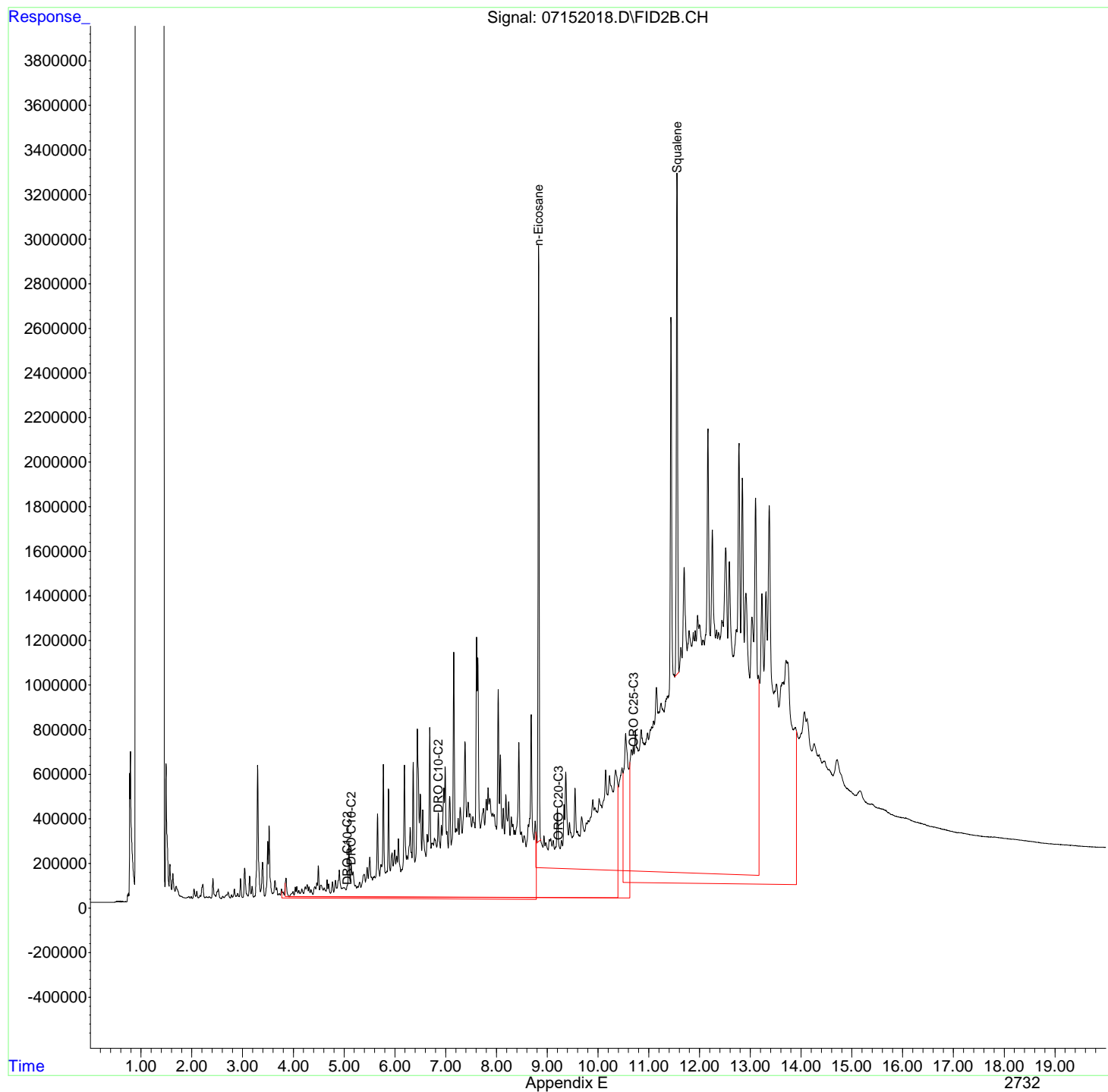
(f)=RT Delta > 1/2 Window

(m)=manual int.

Data Path : R:\2\DATA\071520\  
Data File : 07152018.D  
Signal(s) : FID2B.CH  
Acq On : 15 Jul 2020 5:42 pm  
Operator : GCSVOC-Dhiren  
Sample : 2006244-012AMS  
Misc :  
ALS Vial : 16 Sample Multiplier: 1

Integration File: EVENTS.E  
Quant Time: Jul 16 08:57:06 2020  
Quant Method : Z:\HPCHEM\2\METHODS\022820DRO-ORO.M  
Quant Title : DRO-ORO 09-09-15 DRO/ORO  
QLast Update : Thu Jul 16 08:51:22 2020  
Response via : Initial Calibration  
Integrator: ChemStation 6890 Scale Mode: Large solvent peaks clipped

Volume Inj. :  
Signal Phase :  
Signal Info :





Data Path : R:\2\DATA\071520\  
 Data File : 07152019.D  
 Signal(s) : FID2B.CH  
 Acq On : 15 Jul 2020 6:09 pm  
 Operator : GCSVOC-Dhiren  
 Sample : 2006244-012AMSD  
 Misc :  
 ALS Vial : 17 Sample Multiplier: 1

Integration File: EVENTS.E  
 Quant Time: Jul 16 08:59:30 2020  
 Quant Method : Z:\HPCHEM\2\METHODS\022820DRO-ORO.M  
 Quant Title : DRO-ORO 09-09-15 DRO/ORO  
 QLast Update : Thu Jul 16 08:51:22 2020  
 Response via : Initial Calibration  
 Integrator: ChemStation 6890 Scale Mode: Large solvent peaks clipped

Volume Inj. :  
 Signal Phase :  
 Signal Info :

Compound	R.T.	Response	Conc Units
-----			
System Monitoring Compounds			
4) S n-Eicosane	8.830	40087498	19.965 ug/mLm
8) S1 Squalene	11.555	40567105	23.294 ug/mLm
Target Compounds			
1) H DRO C10-C20	5.050	688683579	446.271 ug/mLm
2) H DRO C10-C25	5.150	1099747528	620.663 ug/mLm
3) H DRO C10-C28	6.850	1215333299	665.766 ug/mLm
5) H1 ORO C20-C34	9.230	1901441561	1678.462 ug/mLm
6) H1 ORO C25-C36	10.700	2134637634	1569.940 ug/mLm
7) H1 DRO C10-C36	0.000	0	N.D. ug/mL
-----			

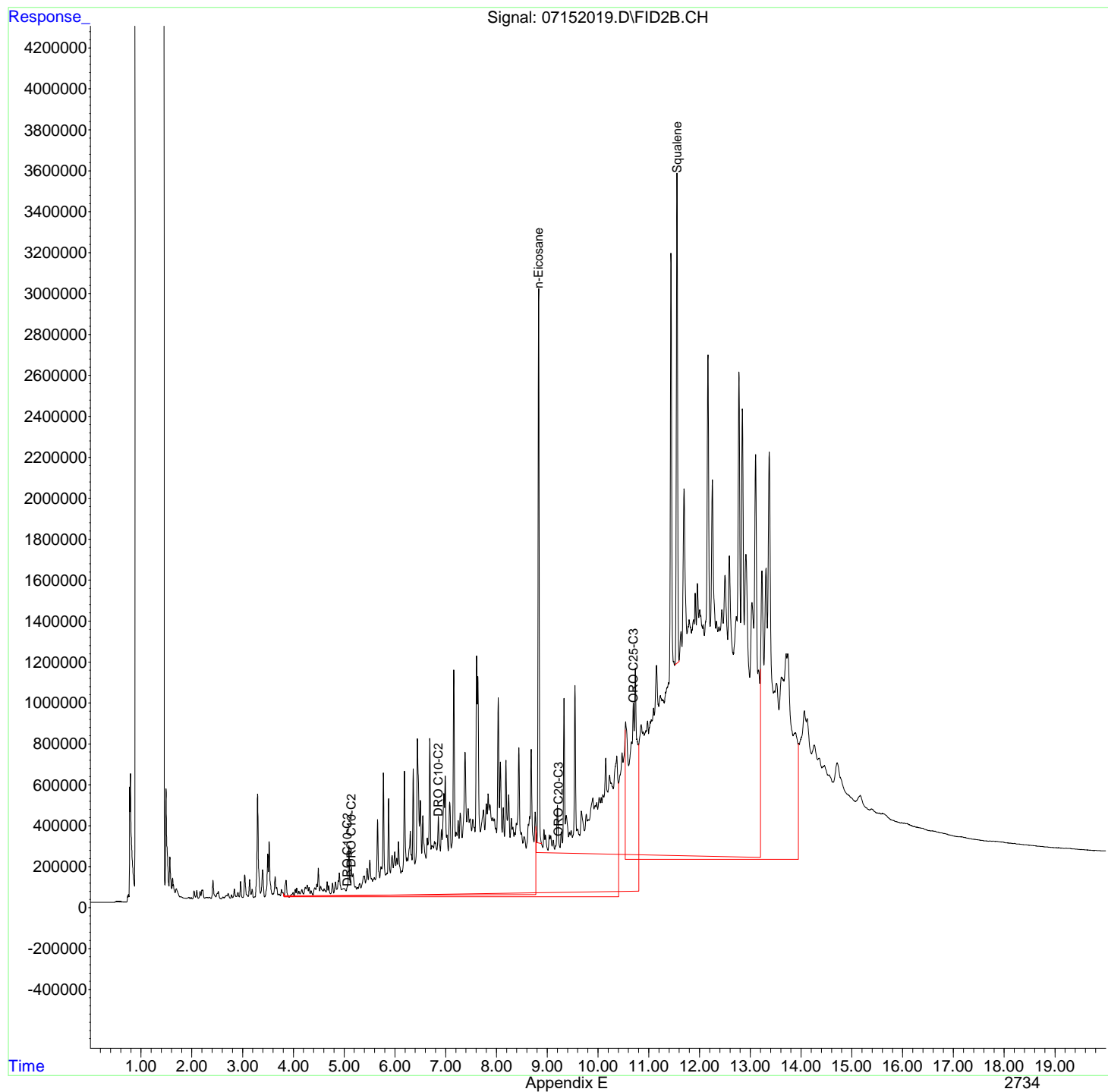
(f)=RT Delta > 1/2 Window

(m)=manual int.

Data Path : R:\2\DATA\071520\  
Data File : 07152019.D  
Signal(s) : FID2B.CH  
Acq On : 15 Jul 2020 6:09 pm  
Operator : GCSVOC-Dhiren  
Sample : 2006244-012AMSD  
Misc :  
ALS Vial : 17 Sample Multiplier: 1

Integration File: EVENTS.E  
Quant Time: Jul 16 08:59:30 2020  
Quant Method : Z:\HPCHEM\2\METHODS\022820DRO-ORO.M  
Quant Title : DRO-ORO 09-09-15 DRO/ORO  
QLast Update : Thu Jul 16 08:51:22 2020  
Response via : Initial Calibration  
Integrator: ChemStation 6890 Scale Mode: Large solvent peaks clipped

Volume Inj. :  
Signal Phase :  
Signal Info :



Data Path : R:\2\DATA\071520\  
 Data File : 07152025.D  
 Signal(s) : FID2B.CH  
 Acq On : 15 Jul 2020 8:54 pm  
 Operator : GCSVOC-Dhiren  
 Sample : CCB-071520-1  
 Misc :  
 ALS Vial : 2 Sample Multiplier: 1

Integration File: EVENTS.E  
 Quant Time: Jul 16 08:41:09 2020  
 Quant Method : Z:\HPCHEM\2\METHODS\022820DRO-ORO.M  
 Quant Title : DRO-ORO 09-09-15 DRO/ORO  
 QLast Update : Fri Feb 28 16:32:12 2020  
 Response via : Initial Calibration  
 Integrator: ChemStation 6890 Scale Mode: Large solvent peaks clipped

Volume Inj. :  
 Signal Phase :  
 Signal Info :

Compound	R.T.	Response	Conc	Units
-----				
System Monitoring Compounds				
4) S n-Eicosane	8.830	33488898	17.434	ug/mL
8) S1 Squalene	11.555	27224462	16.471	ug/mLm
Target Compounds				
1) H DRO C10-C20	0.000	0	N.D.	ug/mL
2) H DRO C10-C25	0.000	0	N.D.	ug/mL
3) H DRO C10-C28	0.000	0	N.D.	ug/mL
5) H1 ORO C20-C34	0.000	0	N.D.	ug/mL
6) H1 ORO C25-C36	0.000	0	N.D.	ug/mL
7) H1 DRO C10-C36	0.000	0	N.D.	ug/mL
-----				

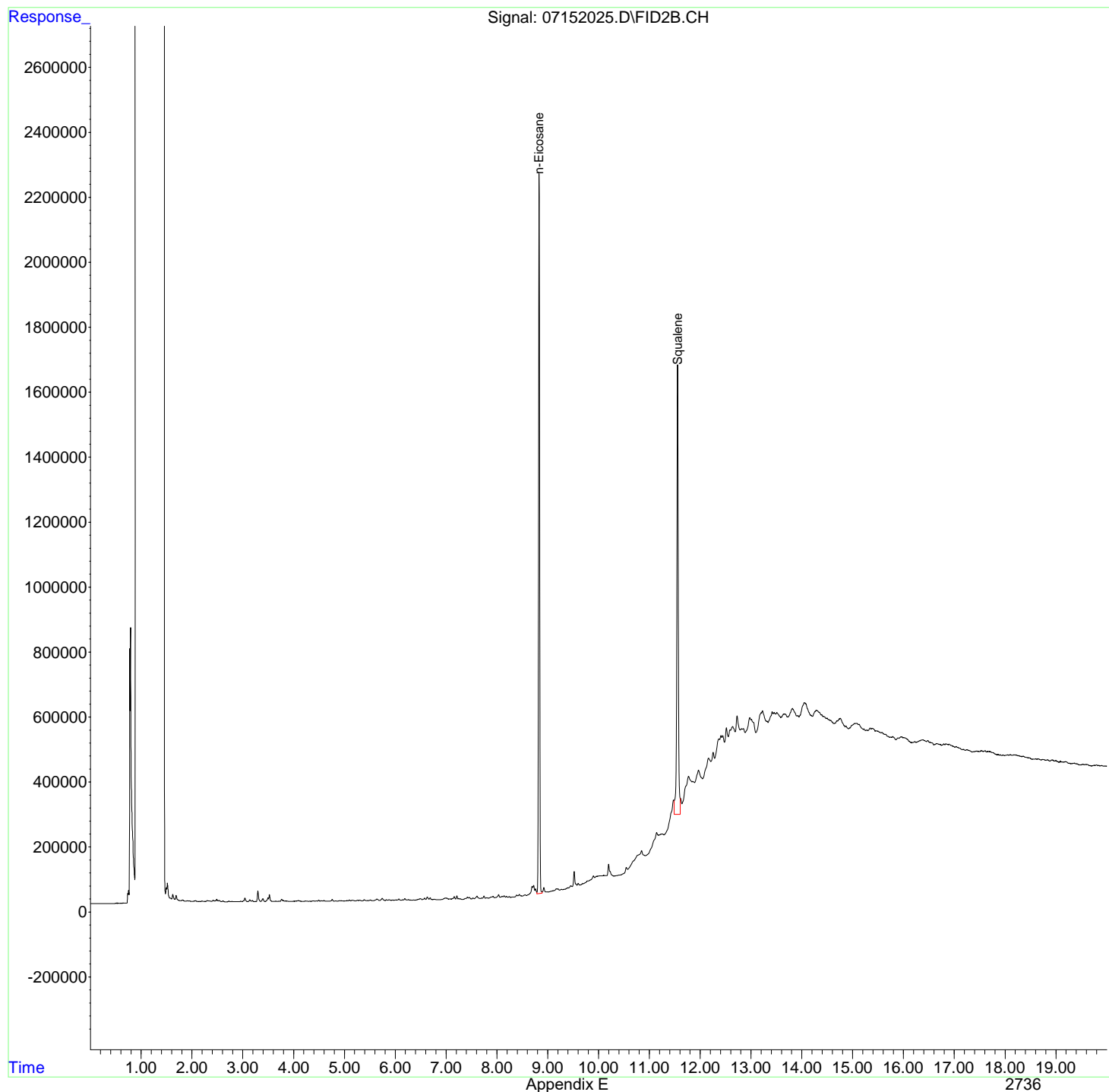
(f)=RT Delta > 1/2 Window

(m)=manual int.

Data Path : R:\2\DATA\071520\  
Data File : 07152025.D  
Signal(s) : FID2B.CH  
Acq On : 15 Jul 2020 8:54 pm  
Operator : GCSVOC-Dhiren  
Sample : CCB-071520-1  
Misc :  
ALS Vial : 2 Sample Multiplier: 1

Integration File: EVENTS.E  
Quant Time: Jul 16 08:41:09 2020  
Quant Method : Z:\HPCHEM\2\METHODS\022820DRO-ORO.M  
Quant Title : DRO-ORO 09-09-15 DRO/ORO  
QLast Update : Fri Feb 28 16:32:12 2020  
Response via : Initial Calibration  
Integrator: ChemStation 6890 Scale Mode: Large solvent peaks clipped

Volume Inj. :  
Signal Phase :  
Signal Info :



Data Path : R:\2\DATA\071520\  
 Data File : 07152026.D  
 Signal(s) : FID2B.CH  
 Acq On : 15 Jul 2020 9:22 pm  
 Operator : GCSVOC-Dhiren  
 Sample : CCV-DRO-071520-1  
 Misc :  
 ALS Vial : 4 Sample Multiplier: 1

Integration File: EVENTS.E  
 Quant Time: Jul 16 08:40:31 2020  
 Quant Method : Z:\HPCHEM\2\METHODS\022820DRO-ORO.M  
 Quant Title : DRO-ORO 09-09-15 DRO/ORO  
 QLast Update : Fri Feb 28 16:32:12 2020  
 Response via : Initial Calibration  
 Integrator: ChemStation 6890 Scale Mode: Large solvent peaks clipped

Volume Inj. :  
 Signal Phase :  
 Signal Info :

Min. RRF : 0.000 Min. Rel. Area : 50% Max. R.T. Dev 0.50min  
 Max. RRF Dev : 15% Max. Rel. Area : 150%

	Compound	Amount	Calc.	%Dev	Area%	Dev (Min)
1 H	DRO C10-C20	1000.000	1091.779	-9.2	0	0.00
2 H	DRO C10-C25	1000.000	986.189	1.4	0	0.00
3 H	DRO C10-C28	1000.000	1018.200	-1.8	0	0.00
5 H1	ORO C20-C34	1000.000	-92.123	109.2#	0	-9.23#
6 H1	ORO C25-C36	1000.000	-101.971	110.2#	0	-10.70#
7 H1	DRO C10-C36	1000.000	1217.704	-21.8#	0	0.00
8 S1	Squalene	20.000	21.968	-9.8	0	0.00

Evaluate Continuing Calibration Report - Not Found

4 S	n-Eicosane	10.000	0.000	100.0#	0	-8.83#
5 H1	ORO C20-C34	1000.000	-92.123	109.2#	0	-9.23#
6 H1	ORO C25-C36	1000.000	-101.971	110.2#	0	-10.70#

(#) = Out of Range

SPCC's out = 0 CCC's out = 0

Data Path : R:\2\DATA\071520\  
 Data File : 07152026.D  
 Signal(s) : FID2B.CH  
 Acq On : 15 Jul 2020 9:22 pm  
 Operator : GCSVOC-Dhiren  
 Sample : CCV-DRO-071520-1  
 Misc :  
 ALS Vial : 4 Sample Multiplier: 1

Integration File: EVENTS.E  
 Quant Time: Jul 16 08:40:31 2020  
 Quant Method : Z:\HPCHEM\2\METHODS\022820DRO-ORO.M  
 Quant Title : DRO-ORO 09-09-15 DRO/ORO  
 QLast Update : Fri Feb 28 16:32:12 2020  
 Response via : Initial Calibration  
 Integrator: ChemStation 6890 Scale Mode: Large solvent peaks clipped

Volume Inj. :  
 Signal Phase :  
 Signal Info :

Compound	R.T.	Response	Conc	Units
-----				
System Monitoring Compounds				
4) S n-Eicosane	0.000	0	N.D.	ug/mL
8) S1 Squalene	11.555	35910584	21.968	ug/mLm
Target Compounds				
1) H DRO C10-C20	5.050	1649693784	1091.779	ug/mLm
2) H DRO C10-C25	5.150	1734929392	986.189	ug/mLm
3) H DRO C10-C28	6.850	1840932419	1018.200	ug/mLm
5) H1 ORO C20-C34	0.000	0	N.D.	ug/mL
6) H1 ORO C25-C36	0.000	0	N.D.	ug/mL
7) H1 DRO C10-C36	8.400	2301988903	1217.704	ug/mLm
-----				

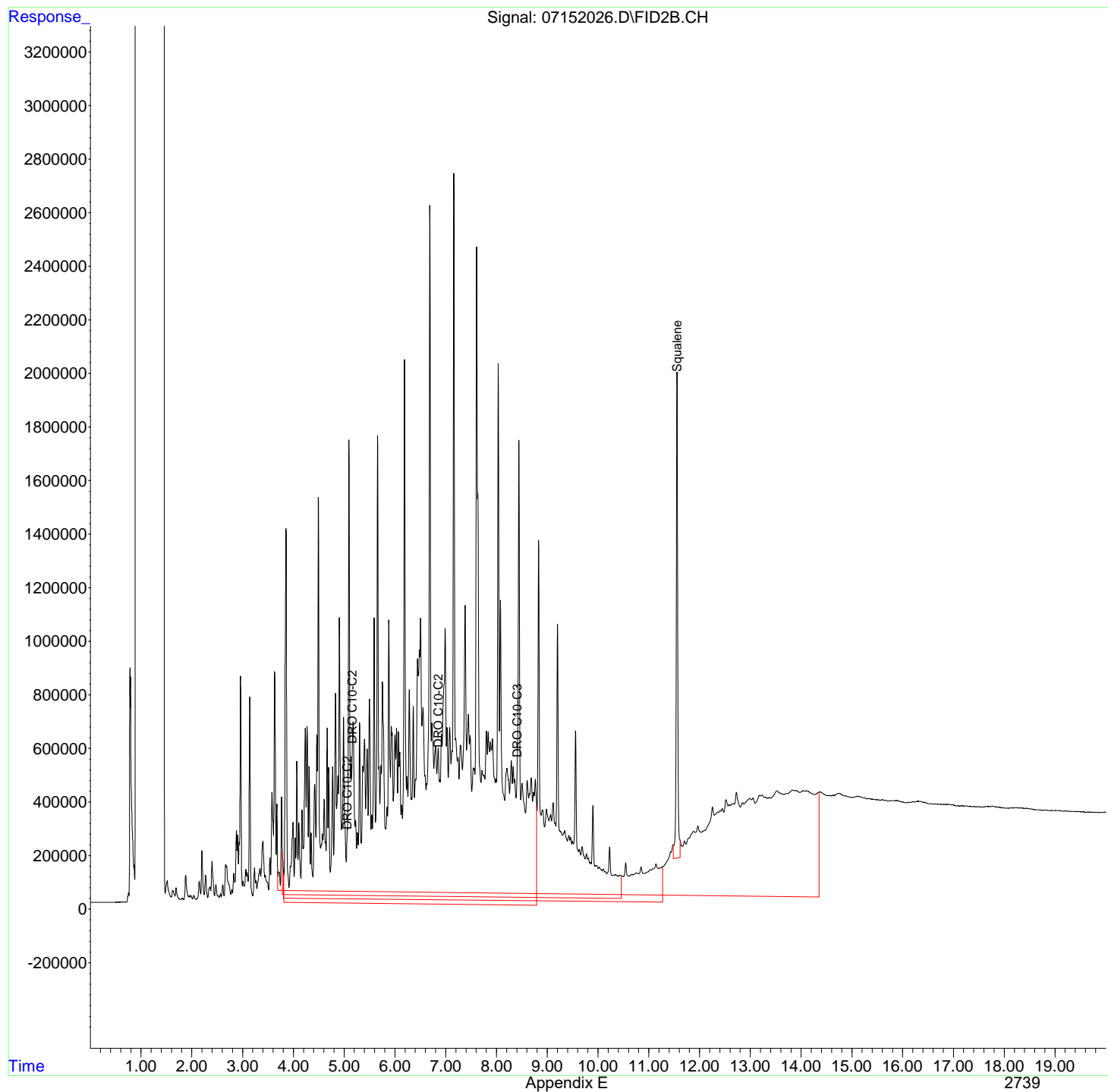
(f)=RT Delta > 1/2 Window

(m)=manual int.

Data Path : R:\2\DATA\071520\  
Data File : 07152026.D  
Signal(s) : FID2B.CH  
Acq On : 15 Jul 2020 9:22 pm  
Operator : GCSVOC-Dhiren  
Sample : CCV-DRO-071520-1  
Misc :  
ALS Vial : 4 Sample Multiplier: 1

Integration File: EVENTS.E  
Quant Time: Jul 16 08:40:31 2020  
Quant Method : Z:\HPCHEM\2\METHODS\022820DRO-ORO.M  
Quant Title : DRO-ORO 09-09-15 DRO/ORO  
QLast Update : Fri Feb 28 16:32:12 2020  
Response via : Initial Calibration  
Integrator: ChemStation 6890 Scale Mode: Large solvent peaks clipped

Volume Inj. :  
Signal Phase :  
Signal Info :



Data Path : R:\2\DATA\071520\  
 Data File : 07152027.D  
 Signal(s) : FID2B.CH  
 Acq On : 15 Jul 2020 9:49 pm  
 Operator : GCSVOC-Dhiren  
 Sample : CCV-ORO-071520-1  
 Misc :  
 ALS Vial : 6 Sample Multiplier: 1

Integration File: EVENTS.E  
 Quant Time: Jul 16 08:38:31 2020  
 Quant Method : Z:\HPCHEM\2\METHODS\022820DRO-ORO.M  
 Quant Title : DRO-ORO 09-09-15 DRO/ORO  
 QLast Update : Fri Feb 28 16:32:12 2020  
 Response via : Initial Calibration  
 Integrator: ChemStation 6890 Scale Mode: Large solvent peaks clipped

Volume Inj. :  
 Signal Phase :  
 Signal Info :

Min. RRF : 0.000 Min. Rel. Area : 50% Max. R.T. Dev 0.50min  
 Max. RRF Dev : 15% Max. Rel. Area : 150%

	Compound	Amount	Calc.	%Dev	Area%	Dev (Min)
4 S	n-Eicosane	10.000	11.822	-18.2#	0	0.00
5 H1	ORO C20-C34	1000.000	1106.859	-10.7	0	0.00
6 H1	ORO C25-C36	1000.000	1006.213	-0.6	0	0.00
7 H1	DRO C10-C36	1000.000	-110.422	111.0#	0	-8.40#

Evaluate Continuing Calibration Report - Not Finds

1 H	DRO C10-C20	1000.000	0.000	100.0#	0	-5.05#
2 H	DRO C10-C25	1000.000	0.000	100.0#	0	-5.15#
3 H	DRO C10-C28	1000.000	0.000	100.0#	0	-6.85#
8 S1	Squalene	20.000	0.000	100.0#	0	-11.56#

(#) = Out of Range

SPCC's out = 0 CCC's out = 0



Data Path : R:\2\DATA\071520\  
 Data File : 07152027.D  
 Signal(s) : FID2B.CH  
 Acq On : 15 Jul 2020 9:49 pm  
 Operator : GCSVOC-Dhiren  
 Sample : CCV-ORO-071520-1  
 Misc :  
 ALS Vial : 6 Sample Multiplier: 1

Integration File: EVENTS.E  
 Quant Time: Jul 16 08:38:31 2020  
 Quant Method : Z:\HPCHEM\2\METHODS\022820DRO-ORO.M  
 Quant Title : DRO-ORO 09-09-15 DRO/ORO  
 QLast Update : Fri Feb 28 16:32:12 2020  
 Response via : Initial Calibration  
 Integrator: ChemStation 6890 Scale Mode: Large solvent peaks clipped

Volume Inj. :  
 Signal Phase :  
 Signal Info :

Compound	R.T.	Response	Conc	Units
-----				
System Monitoring Compounds				
4) S n-Eicosane	8.829	23069280	11.822	ug/mL
8) S1 Squalene	0.000	0	N.D.	ug/mL
Target Compounds				
1) H DRO C10-C20	0.000	0	N.D.	ug/mL
2) H DRO C10-C25	0.000	0	N.D.	ug/mL
3) H DRO C10-C28	0.000	0	N.D.	ug/mL
5) H1 ORO C20-C34	9.230	1287510519	1106.859	ug/mLm
6) H1 ORO C25-C36	10.700	1414804055	1006.213	ug/mLm
7) H1 DRO C10-C36	0.000	0	N.D.	ug/mL
-----				

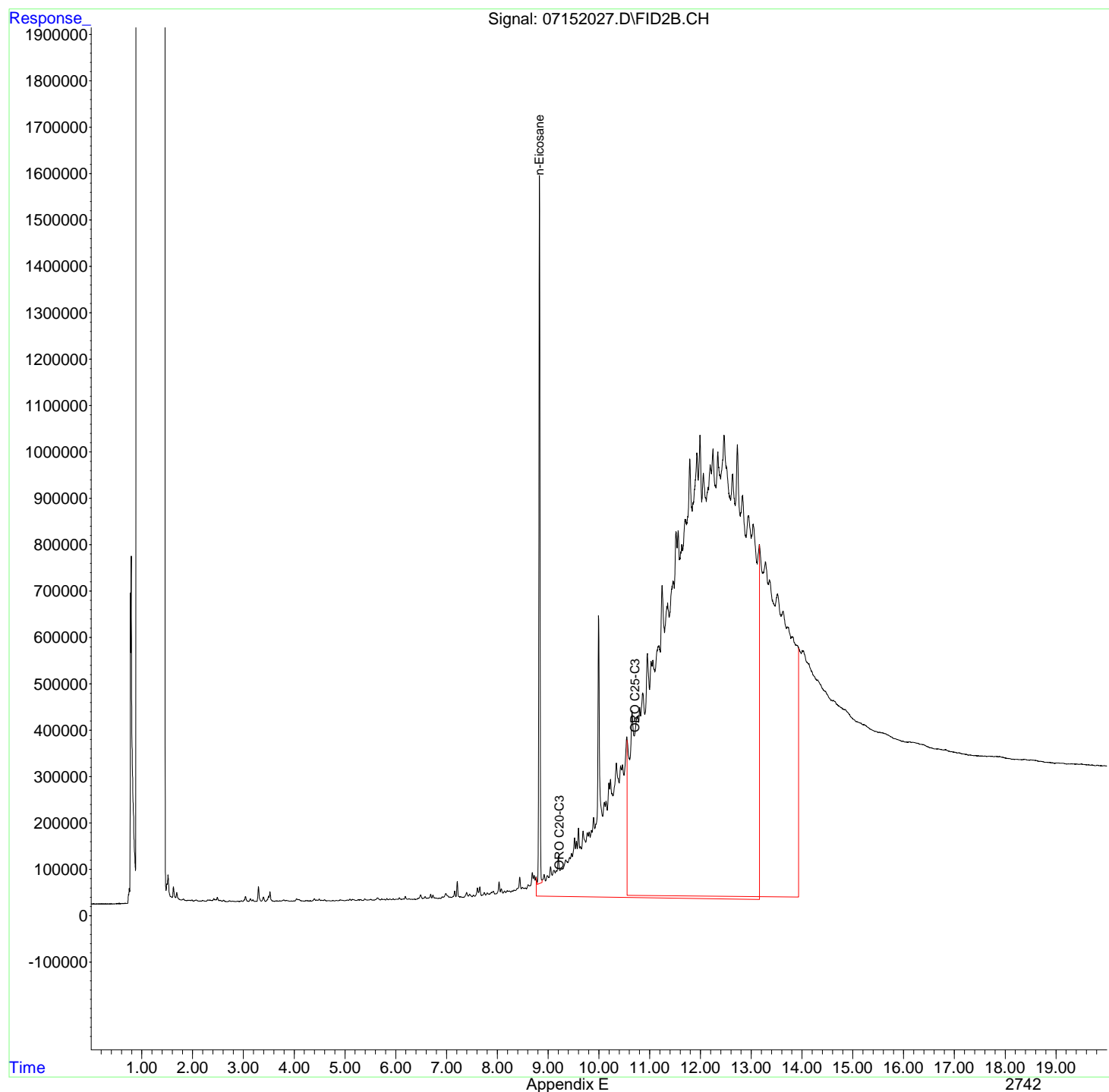
(f)=RT Delta > 1/2 Window

(m)=manual int.

Data Path : R:\2\DATA\071520\  
Data File : 07152027.D  
Signal(s) : FID2B.CH  
Acq On : 15 Jul 2020 9:49 pm  
Operator : GCSVOC-Dhiren  
Sample : CCV-ORO-071520-1  
Misc :  
ALS Vial : 6 Sample Multiplier: 1

Integration File: EVENTS.E  
Quant Time: Jul 16 08:38:31 2020  
Quant Method : Z:\HPCHEM\2\METHODS\022820DRO-ORO.M  
Quant Title : DRO-ORO 09-09-15 DRO/ORO  
QLast Update : Fri Feb 28 16:32:12 2020  
Response via : Initial Calibration  
Integrator: ChemStation 6890 Scale Mode: Large solvent peaks clipped

Volume Inj. :  
Signal Phase :  
Signal Info :



Data Path : R:\2\DATA\071520\  
 Data File : 07152029.D  
 Signal(s) : FID2B.CH  
 Acq On : 15 Jul 2020 10:44 pm  
 Operator : GCSVOC-Dhiren  
 Sample : CCB-071520-2  
 Misc :  
 ALS Vial : 2 Sample Multiplier: 1

Integration File: EVENTS.E  
 Quant Time: Jul 16 08:32:41 2020  
 Quant Method : Z:\HPCHEM\2\METHODS\022820DRO-ORO.M  
 Quant Title : DRO-ORO 09-09-15 DRO/ORO  
 QLast Update : Fri Feb 28 16:32:12 2020  
 Response via : Initial Calibration  
 Integrator: ChemStation 6890 Scale Mode: Large solvent peaks clipped

Volume Inj. :  
 Signal Phase :  
 Signal Info :

Compound	R.T.	Response	Conc	Units
-----				
System Monitoring Compounds				
4) S n-Eicosane	8.829	32452418	16.876	ug/mL
8) S1 Squalene	11.555	24661616	14.850	ug/mL
Target Compounds				
1) H DRO C10-C20	0.000	0	N.D.	ug/mL
2) H DRO C10-C25	0.000	0	N.D.	ug/mL
3) H DRO C10-C28	0.000	0	N.D.	ug/mL
5) H1 ORO C20-C34	0.000	0	N.D.	ug/mL
6) H1 ORO C25-C36	0.000	0	N.D.	ug/mL
7) H1 DRO C10-C36	0.000	0	N.D.	ug/mL
-----				

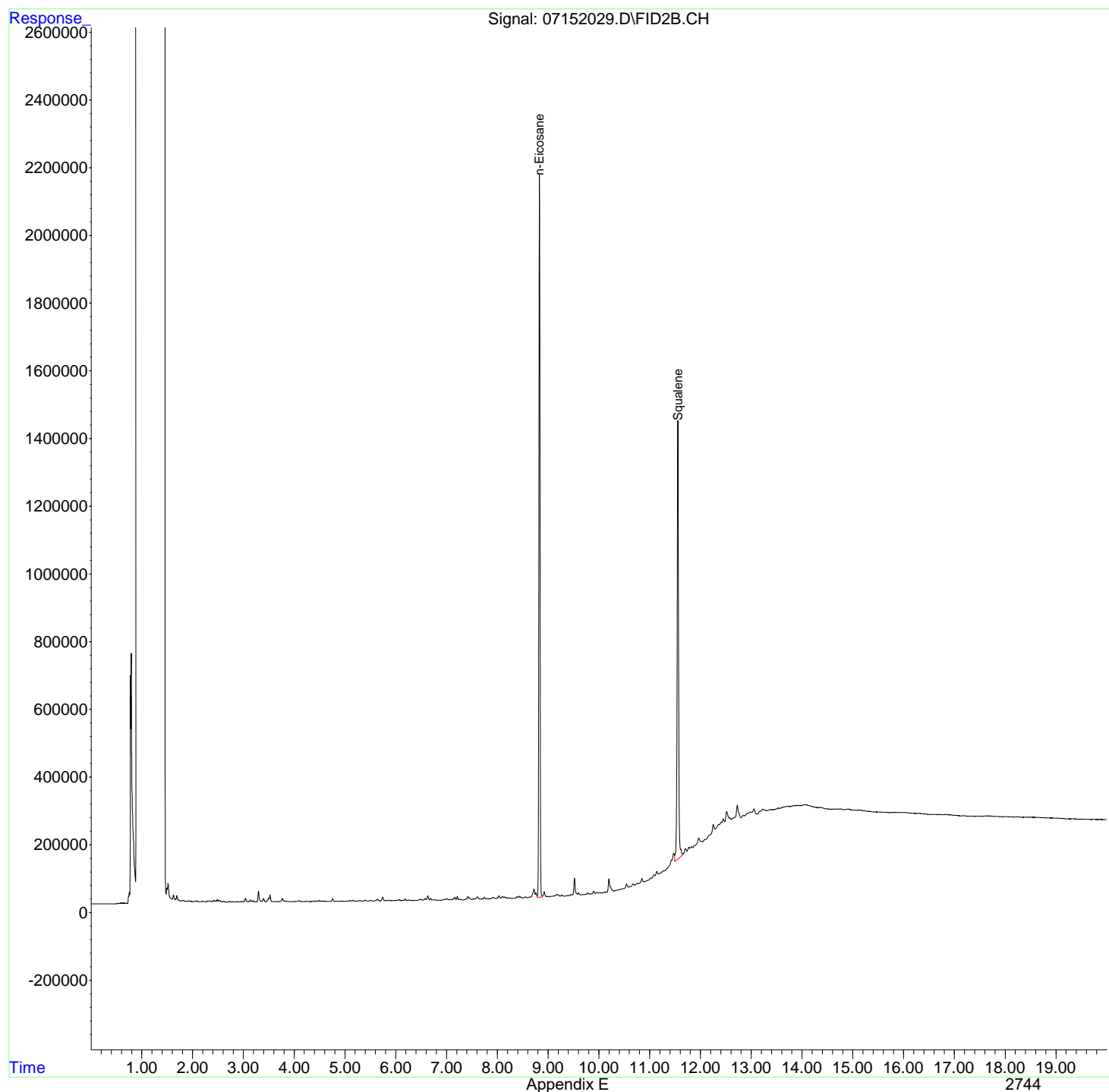
(f)=RT Delta > 1/2 Window

(m)=manual int.

Data Path : R:\2\DATA\071520\  
Data File : 07152029.D  
Signal(s) : FID2B.CH  
Acq On : 15 Jul 2020 10:44 pm  
Operator : GCSVOC-Dhiren  
Sample : CCB-071520-2  
Misc :  
ALS Vial : 2 Sample Multiplier: 1

Integration File: EVENTS.E  
Quant Time: Jul 16 08:32:41 2020  
Quant Method : Z:\HPCHEM\2\METHODS\022820DRO-ORO.M  
Quant Title : DRO-ORO 09-09-15 DRO/ORO  
QLast Update : Fri Feb 28 16:32:12 2020  
Response via : Initial Calibration  
Integrator: ChemStation 6890 Scale Mode: Large solvent peaks clipped

Volume Inj. :  
Signal Phase :  
Signal Info :



Data Path : R:\2\DATA\071520\  
 Data File : 07152030.D  
 Signal(s) : FID2B.CH  
 Acq On : 15 Jul 2020 11:11 pm  
 Operator : GCSVOC-Dhiren  
 Sample : CCV-DRO-071520-2  
 Misc :  
 ALS Vial : 4 Sample Multiplier: 1

Integration File: EVENTS.E  
 Quant Time: Jul 16 09:21:21 2020  
 Quant Method : Z:\HPCHEM\2\METHODS\022820DRO-ORO.M  
 Quant Title : DRO-ORO 09-09-15 DRO/ORO  
 QLast Update : Fri Feb 28 16:32:12 2020  
 Response via : Initial Calibration  
 Integrator: ChemStation 6890 Scale Mode: Large solvent peaks clipped

Volume Inj. :  
 Signal Phase :  
 Signal Info :

Min. RRF : 0.000 Min. Rel. Area : 50% Max. R.T. Dev 0.50min  
 Max. RRF Dev : 15% Max. Rel. Area : 150%

	Compound	Amount	Calc.	%Dev	Area%	Dev (Min)
1 H	DRO C10-C20	1000.000	996.979	0.3	0	0.00
2 H	DRO C10-C25	1000.000	953.199	4.7	0	0.00
3 H	DRO C10-C28	1000.000	969.326	3.1	0	0.00
5 H1	ORO C20-C34	1000.000	-90.897	109.1#	0	-9.23#
6 H1	ORO C25-C36	1000.000	-100.940	110.1#	0	-10.70#
7 H1	DRO C10-C36	1000.000	1044.773	-4.5	0	0.00
8 S1	Squalene	20.000	20.180	-0.9	0	0.00

Evaluate Continuing Calibration Report - Not Finds

4 S	n-Eicosane	10.000	0.000	100.0#	0	-8.83#
-----	------------	--------	-------	--------	---	--------

(#) = Out of Range

SPCC's out = 0 CCC's out = 0

Data Path : R:\2\DATA\071520\  
 Data File : 07152030.D  
 Signal(s) : FID2B.CH  
 Acq On : 15 Jul 2020 11:11 pm  
 Operator : GCSVOC-Dhiren  
 Sample : CCV-DRO-071520-2  
 Misc :  
 ALS Vial : 4 Sample Multiplier: 1

Integration File: EVENTS.E  
 Quant Time: Jul 16 09:21:21 2020  
 Quant Method : Z:\HPCHEM\2\METHODS\022820DRO-ORO.M  
 Quant Title : DRO-ORO 09-09-15 DRO/ORO  
 QLast Update : Fri Feb 28 16:32:12 2020  
 Response via : Initial Calibration  
 Integrator: ChemStation 6890 Scale Mode: Large solvent peaks clipped

Volume Inj. :  
 Signal Phase :  
 Signal Info :

Compound	R.T.	Response	Conc	Units
-----				
System Monitoring Compounds				
4) S n-Eicosane	0.000	0	N.D.	ug/mL
8) S1 Squalene	11.555	33085281	20.180	ug/mLm
Target Compounds				
1) H DRO C10-C20	5.050	1508558945	996.979	ug/mLm
2) H DRO C10-C25	5.150	1677602376	953.199	ug/mLm
3) H DRO C10-C28	6.850	1754176389	969.326	ug/mLm
5) H1 ORO C20-C34	0.000	0	N.D.	ug/mL
6) H1 ORO C25-C36	0.000	0	N.D.	ug/mL
7) H1 DRO C10-C36	8.400	2002510597	1044.773	ug/mLm
-----				

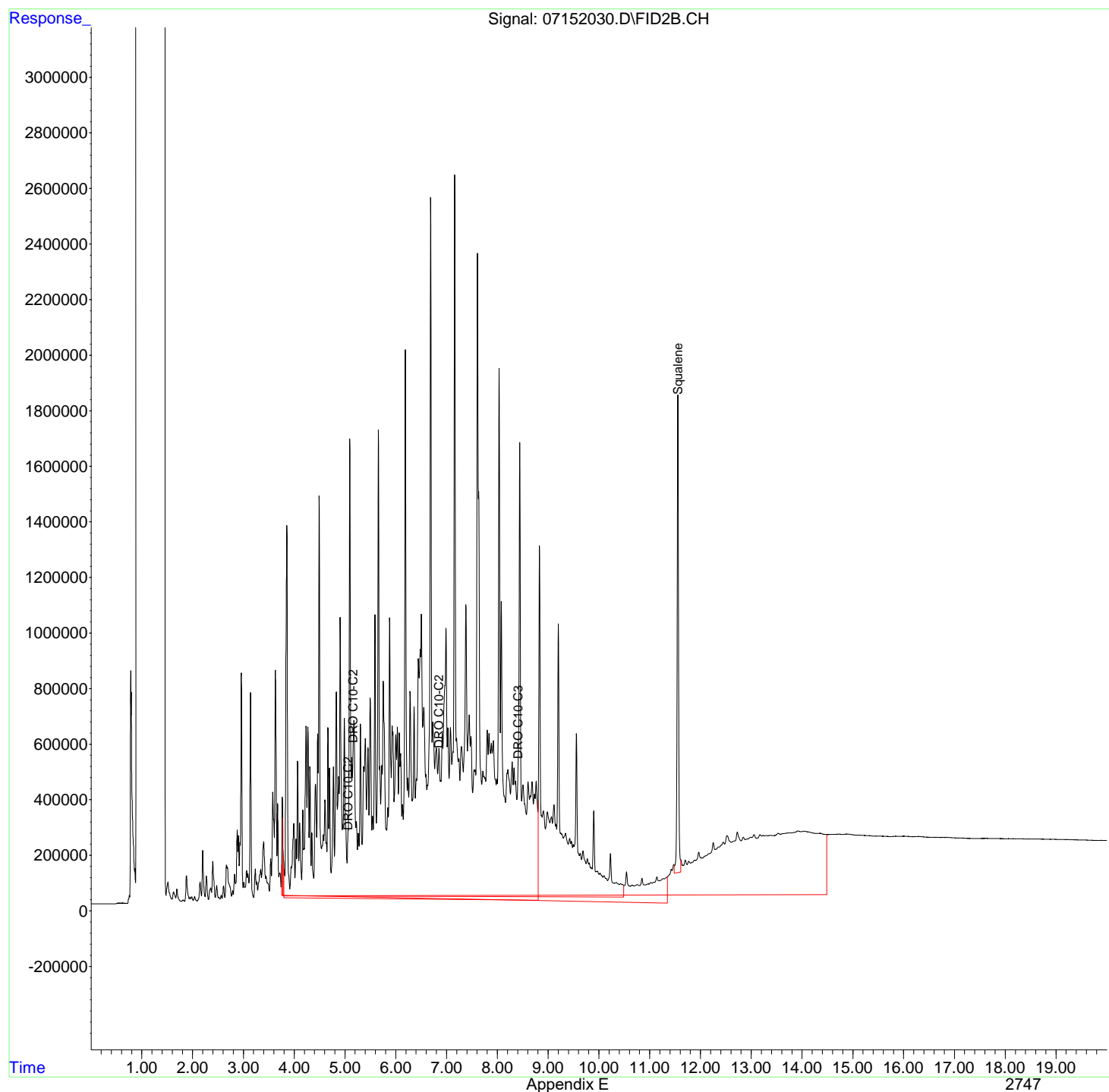
(f)=RT Delta > 1/2 Window

(m)=manual int.

Data Path : R:\2\DATA\071520\  
Data File : 07152030.D  
Signal(s) : FID2B.CH  
Acq On : 15 Jul 2020 11:11 pm  
Operator : GCSVOC-Dhiren  
Sample : CCV-DRO-071520-2  
Misc :  
ALS Vial : 4 Sample Multiplier: 1

Integration File: EVENTS.E  
Quant Time: Jul 16 09:21:21 2020  
Quant Method : Z:\HPCHEM\2\METHODS\022820DRO-ORO.M  
Quant Title : DRO-ORO 09-09-15 DRO/ORO  
QLast Update : Fri Feb 28 16:32:12 2020  
Response via : Initial Calibration  
Integrator: ChemStation 6890 Scale Mode: Large solvent peaks clipped

Volume Inj. :  
Signal Phase :  
Signal Info :



Data Path : R:\2\DATA\071520\  
 Data File : 07152031.D  
 Signal(s) : FID2B.CH  
 Acq On : 15 Jul 2020 11:39 pm  
 Operator : GCSVOC-Dhiren  
 Sample : CCV-ORO-071520-2  
 Misc :  
 ALS Vial : 6 Sample Multiplier: 1

Integration File: EVENTS.E  
 Quant Time: Jul 16 08:36:01 2020  
 Quant Method : Z:\HPCHEM\2\METHODS\022820DRO-ORO.M  
 Quant Title : DRO-ORO 09-09-15 DRO/ORO  
 QLast Update : Fri Feb 28 16:32:12 2020  
 Response via : Initial Calibration  
 Integrator: ChemStation 6890 Scale Mode: Large solvent peaks clipped

Volume Inj. :  
 Signal Phase :  
 Signal Info :

Min. RRF : 0.000 Min. Rel. Area : 50% Max. R.T. Dev 0.50min  
 Max. RRF Dev : 15% Max. Rel. Area : 150%

	Compound	Amount	Calc.	%Dev	Area%	Dev (Min)
4 S	n-Eicosane	10.000	11.422	-14.2	0	0.00
5 H1	ORO C20-C34	1000.000	978.607	2.1	0	0.00
6 H1	ORO C25-C36	1000.000	889.409	11.1	0	0.00
7 H1	DRO C10-C36	1000.000	-109.073	110.9#	0	-8.40#

Evaluate Continuing Calibration Report - Not Finds

1 H	DRO C10-C20	1000.000	0.000	100.0#	0	-5.05#
2 H	DRO C10-C25	1000.000	0.000	100.0#	0	-5.15#
3 H	DRO C10-C28	1000.000	0.000	100.0#	0	-6.85#
8 S1	Squalene	20.000	0.000	100.0#	0	-11.56#

(#) = Out of Range

SPCC's out = 0 CCC's out = 0



Data Path : R:\2\DATA\071520\  
 Data File : 07152031.D  
 Signal(s) : FID2B.CH  
 Acq On : 15 Jul 2020 11:39 pm  
 Operator : GCSVOC-Dhiren  
 Sample : CCV-ORO-071520-2  
 Misc :  
 ALS Vial : 6 Sample Multiplier: 1

Integration File: EVENTS.E  
 Quant Time: Jul 16 08:36:01 2020  
 Quant Method : Z:\HPCHEM\2\METHODS\022820DRO-ORO.M  
 Quant Title : DRO-ORO 09-09-15 DRO/ORO  
 QLast Update : Fri Feb 28 16:32:12 2020  
 Response via : Initial Calibration  
 Integrator: ChemStation 6890 Scale Mode: Large solvent peaks clipped

Volume Inj. :  
 Signal Phase :  
 Signal Info :

Compound	R.T.	Response	Conc Units
-----			
System Monitoring Compounds			
4) S n-Eicosane	8.830	22326132	11.422 ug/mL
8) S1 Squalene	0.000	0	N.D. ug/mL
Target Compounds			
1) H DRO C10-C20	0.000	0	N.D. ug/mL
2) H DRO C10-C25	0.000	0	N.D. ug/mL
3) H DRO C10-C28	0.000	0	N.D. ug/mL
5) H1 ORO C20-C34	9.230	1149761852	978.607 ug/mLm
6) H1 ORO C25-C36	10.700	1265654614	889.409 ug/mLm
7) H1 DRO C10-C36	0.000	0	N.D. ug/mL
-----			

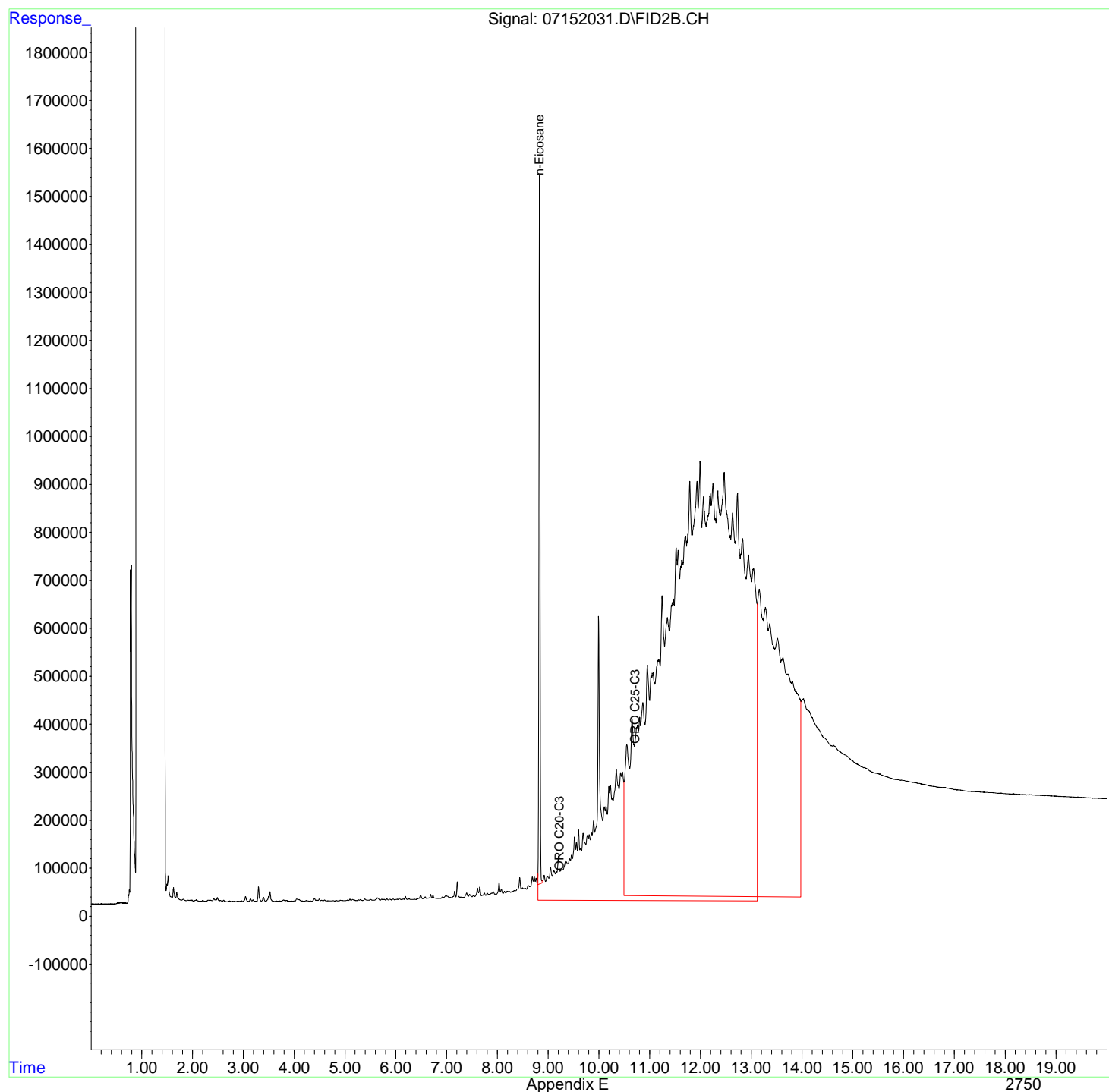
(f)=RT Delta > 1/2 Window

(m)=manual int.

Data Path : R:\2\DATA\071520\  
Data File : 07152031.D  
Signal(s) : FID2B.CH  
Acq On : 15 Jul 2020 11:39 pm  
Operator : GCSVOC-Dhiren  
Sample : CCV-ORO-071520-2  
Misc :  
ALS Vial : 6 Sample Multiplier: 1

Integration File: EVENTS.E  
Quant Time: Jul 16 08:36:01 2020  
Quant Method : Z:\HPCHEM\2\METHODS\022820DRO-ORO.M  
Quant Title : DRO-ORO 09-09-15 DRO/ORO  
QLast Update : Fri Feb 28 16:32:12 2020  
Response via : Initial Calibration  
Integrator: ChemStation 6890 Scale Mode: Large solvent peaks clipped

Volume Inj. :  
Signal Phase :  
Signal Info :



Data Directory: R:\2\DATA\071620\

SampleName	MiscInfo	Vial	Multiplier	Injection Time
1) 0716200A.D PRIME		100	1.000	16 Jul 2020 8:32 am
2) 0716201B.D PRIME		100	1.000	16 Jul 2020 8:59 am
3) 0716202C.D PRIME		100	1.000	16 Jul 2020 9:27 am
4) 0716203D.D PRIME		100	1.000	16 Jul 2020 9:54 am
5) 0716204E.D PRIME		100	1.000	16 Jul 2020 10:22 am
6) 07162001.D RTX-071620		1	1.000	16 Jul 2020 10:49 am
7) 07162002.D CCB-071620		2	1.000	16 Jul 2020 11:16 am
8) 07162003.D CRQL-DRO-071620		3	1.000	16 Jul 2020 11:44 am
9) 07162004.D CCV-DRO-071620		4	1.000	16 Jul 2020 12:12 pm
10) 07162005.D CRQL-ORO-071620	Data not used	5	1.000	16 Jul 2020 12:40 pm
11) 07162006.D CCV-ORO-071620	Data not used	6	1.000	16 Jul 2020 1:07 pm
12) 07162007.D Rinse		7	1.000	16 Jul 2020 1:35 pm
13) 07162008.D CCV-ORO-071620A	Data not used	8	1.000	16 Jul 2020 2:02 pm
14) 07162009.D CCV-ORO-071620B	Data not used	9	1.000	16 Jul 2020 2:30 pm
15) 07162010.D MB-52015		10	1.000	16 Jul 2020 2:57 pm
16) 07162011.D LCS-52015		11	1.000	16 Jul 2020 3:25 pm
17) 07162012.D LCSD-52015		12	1.000	16 Jul 2020 3:52 pm
18) 07162013.D 2006583-006A		13	1.000	16 Jul 2020 4:20 pm
19) 07162014.D 2006583-006AMS		14	1.000	16 Jul 2020 4:47 pm
20) 07162015.D 2006583-006AMSD		15	1.000	16 Jul 2020 5:15 pm
21) 07162016.D 2006518-022A		16	1.000	16 Jul 2020 5:42 pm

22) 07162017.D 2006518-023A	17	1.000	16 Jul 2020	6:09 pm
23) 07162018.D 2006518-024A	18	1.000	16 Jul 2020	6:37 pm
24) 07162019.D 2006518-025A	19	1.000	16 Jul 2020	7:04 pm
25) 07162020.D 2006518-026A	20	1.000	16 Jul 2020	7:32 pm
26) 07162021.D 2006454-002A	21	1.000	16 Jul 2020	7:59 pm
27) 07162022.D 2006454-008A	22	1.000	16 Jul 2020	8:27 pm
28) 07162023.D 2006454-009A	23	1.000	16 Jul 2020	8:54 pm
29) 07162024.D 2006454-012A	24	1.000	16 Jul 2020	9:22 pm
30) 07162025.D Rinse	25	1.000	16 Jul 2020	9:49 pm
31) 07162026.D Rinse	25	1.000	16 Jul 2020	10:16 pm
32) 07162027.D CCCB-071620A	2	1.000	16 Jul 2020	10:43 pm
33) 07162028.D CCV-DRO-071620A	4	1.000	16 Jul 2020	11:11 pm
34) 07162029.D 2006583-001A	26	1.000	16 Jul 2020	11:38 pm
35) 07162030.D 2006583-003A	27	1.000	17 Jul 2020	12:05 am
36) 07162031.D 2006583-004A	28	1.000	17 Jul 2020	12:33 am
37) 07162032.D 2006583-005A	29	1.000	17 Jul 2020	1:00 am
38) 07162033.D 2006583-007A	30	1.000	17 Jul 2020	1:27 am
39) 07162034.D 2006583-008A	31	1.000	17 Jul 2020	1:54 am
40) 07162035.D 2006583-009A	32	1.000	17 Jul 2020	2:21 am
41) 07162036.D 2006583-010A	33	1.000	17 Jul 2020	2:48 am
42) 07162037.D 2006454-018A	34	1.000	17 Jul 2020	3:16 am
43) 07162038.D 2006583-002A	35	1.000	17 Jul 2020	3:43 am
44) 07162039.D Rinse	25	1.000	17 Jul 2020	4:10 am
45) 07162040.D				

Rinse	25	1.000	17 Jul 2020	4:37 am
-----				
46) 07162041.D				
CCCB-071620B	2	1.000	17 Jul 2020	5:04 am
-----				
47) 07162042.D				
CCV-DRO-071620B	4	1.000	17 Jul 2020	5:31 am
-----				

Data Path : R:\2\DATA\071620\  
 Data File : 07162001.D  
 Signal(s) : FID2B.CH  
 Acq On : 16 Jul 2020 10:49 am  
 Operator : GCSVOC-Dhiren  
 Sample : RTX-071620  
 Misc :  
 ALS Vial : 1 Sample Multiplier: 1

Integration File: EVENTS.E  
 Quant Time: Jul 16 11:38:27 2020  
 Quant Method : Z:\HPCHEM\2\METHODS\C10-40.M  
 Quant Title : Rentention Time C8-40  
 QLast Update : Wed Dec 18 10:37:38 2019  
 Response via : Initial Calibration  
 Integrator: ChemStation 6890 Scale Mode: Large solvent peaks clipped

Volume Inj. :  
 Signal Phase :  
 Signal Info :

	Compound	R.T.	Response	Conc Units
-----				
Target	Compounds			
1)	C8	2.394	174578816	2.132 ug/mL
2)	C10	3.841	174775502	147.494 ug/mL
3)	C12	5.095	175781648	152.611 ug/mL
4)	C14	6.188	176153481	155.295 ug/mL
5)	C16	7.160	177887932	160.062 ug/mL
6)	C18	8.036	180615709	163.655 ug/mL
7)	C20	8.831	181930657	164.421 ug/mL
8)	C22	9.559	182650565	161.920 ug/mL
9)	C24	10.229	179212110	154.715 ug/mL
10)	C25	10.545	162378166	156.097 ug/mL
11)	C26	10.849	172904244	144.619 ug/mL
12)	C28	11.426	157418837	126.815 ug/mL
13)	C30	11.969	132928972	107.033 ug/mL
14)	C32	12.541	101860574	85.623 ug/mL
15)	C34	13.173	74012172	66.925 ug/mL
16)	C36	13.920	49844793	54.076 ug/mL
17)	C38	14.891	32063302	45.549 ug/mL
18)	C40	16.280f	24690452	48.084 ug/mL
-----				

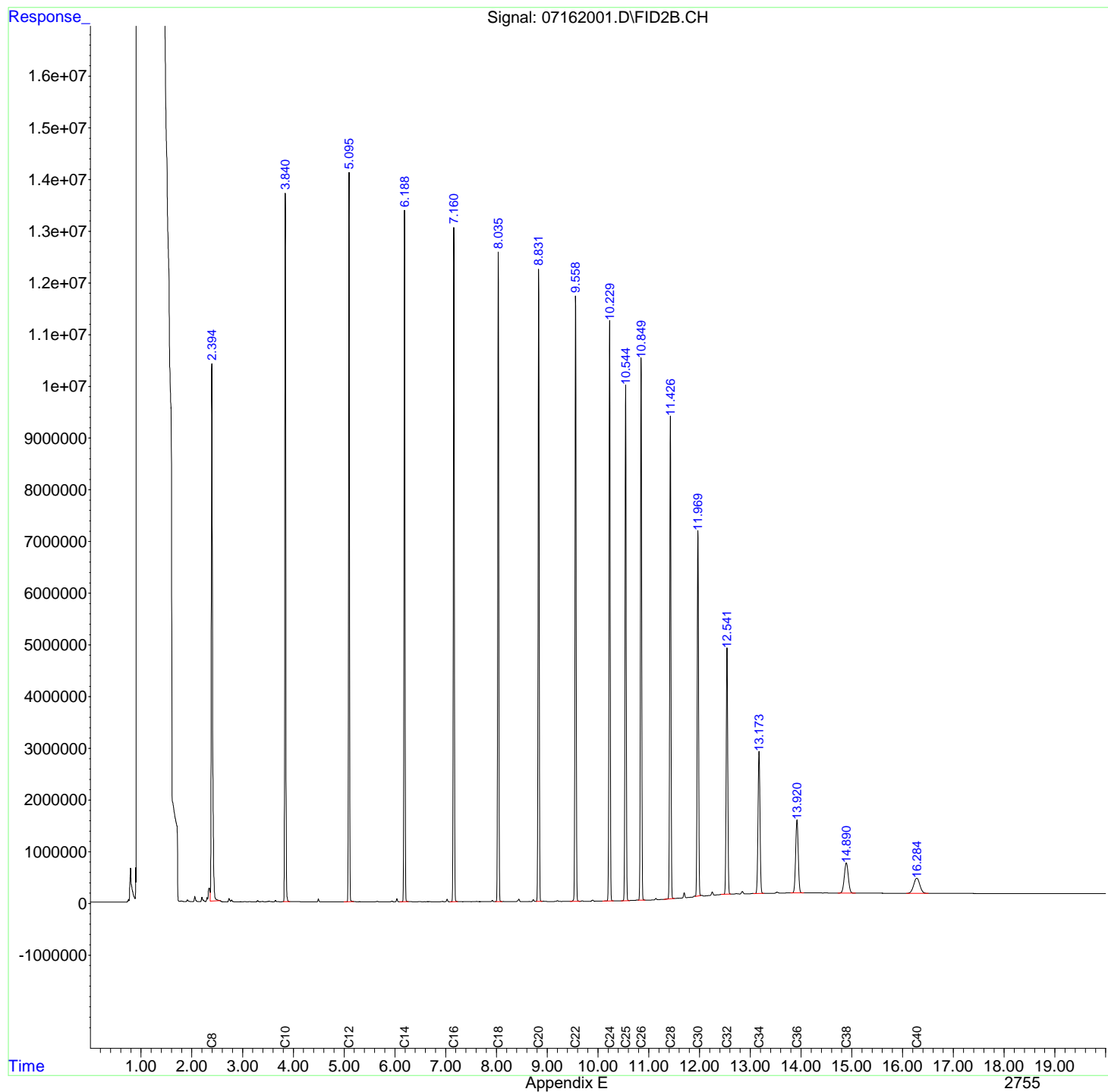
(f)=RT Delta > 1/2 Window

(m)=manual int.

Data Path : R:\2\DATA\071620\  
Data File : 07162001.D  
Signal(s) : FID2B.CH  
Acq On : 16 Jul 2020 10:49 am  
Operator : GCSVOC-Dhiren  
Sample : RTX-071620  
Misc :  
ALS Vial : 1 Sample Multiplier: 1

Integration File: EVENTS.E  
Quant Time: Jul 16 11:38:27 2020  
Quant Method : Z:\HPCHEM\2\METHODS\C10-40.M  
Quant Title : Rentention Time C8-40  
QLast Update : Wed Dec 18 10:37:38 2019  
Response via : Initial Calibration  
Integrator: ChemStation 6890 Scale Mode: Large solvent peaks clipped

Volume Inj. :  
Signal Phase :  
Signal Info :



Data Path : R:\2\DATA\071620\  
 Data File : 07162002.D  
 Signal(s) : FID2B.CH  
 Acq On : 16 Jul 2020 11:16 am  
 Operator : GCSVOC-Dhiren  
 Sample : CCB-071620  
 Misc :  
 ALS Vial : 2 Sample Multiplier: 1

Integration File: EVENTS.E  
 Quant Time: Jul 16 11:39:15 2020  
 Quant Method : Z:\HPCHEM\2\METHODS\022820DRO-ORO.M  
 Quant Title : DRO-ORO 09-09-15 DRO/ORO  
 QLast Update : Fri Feb 28 16:32:12 2020  
 Response via : Initial Calibration  
 Integrator: ChemStation 6890 Scale Mode: Large solvent peaks clipped

Volume Inj. :  
 Signal Phase :  
 Signal Info :

Compound	R.T.	Response	Conc	Units
-----				
System Monitoring Compounds				
4) S n-Eicosane	8.829	30939891	16.061	ug/mL
8) S1 Squalene	11.553	21369070	12.766	ug/mLm
Target Compounds				
1) H DRO C10-C20	0.000	0	N.D.	ug/mL
2) H DRO C10-C25	0.000	0	N.D.	ug/mL
3) H DRO C10-C28	0.000	0	N.D.	ug/mL
5) H1 ORO C20-C34	0.000	0	N.D.	ug/mL
6) H1 ORO C25-C36	0.000	0	N.D.	ug/mL
7) H1 DRO C10-C36	0.000	0	N.D.	ug/mL
-----				

(f)=RT Delta > 1/2 Window

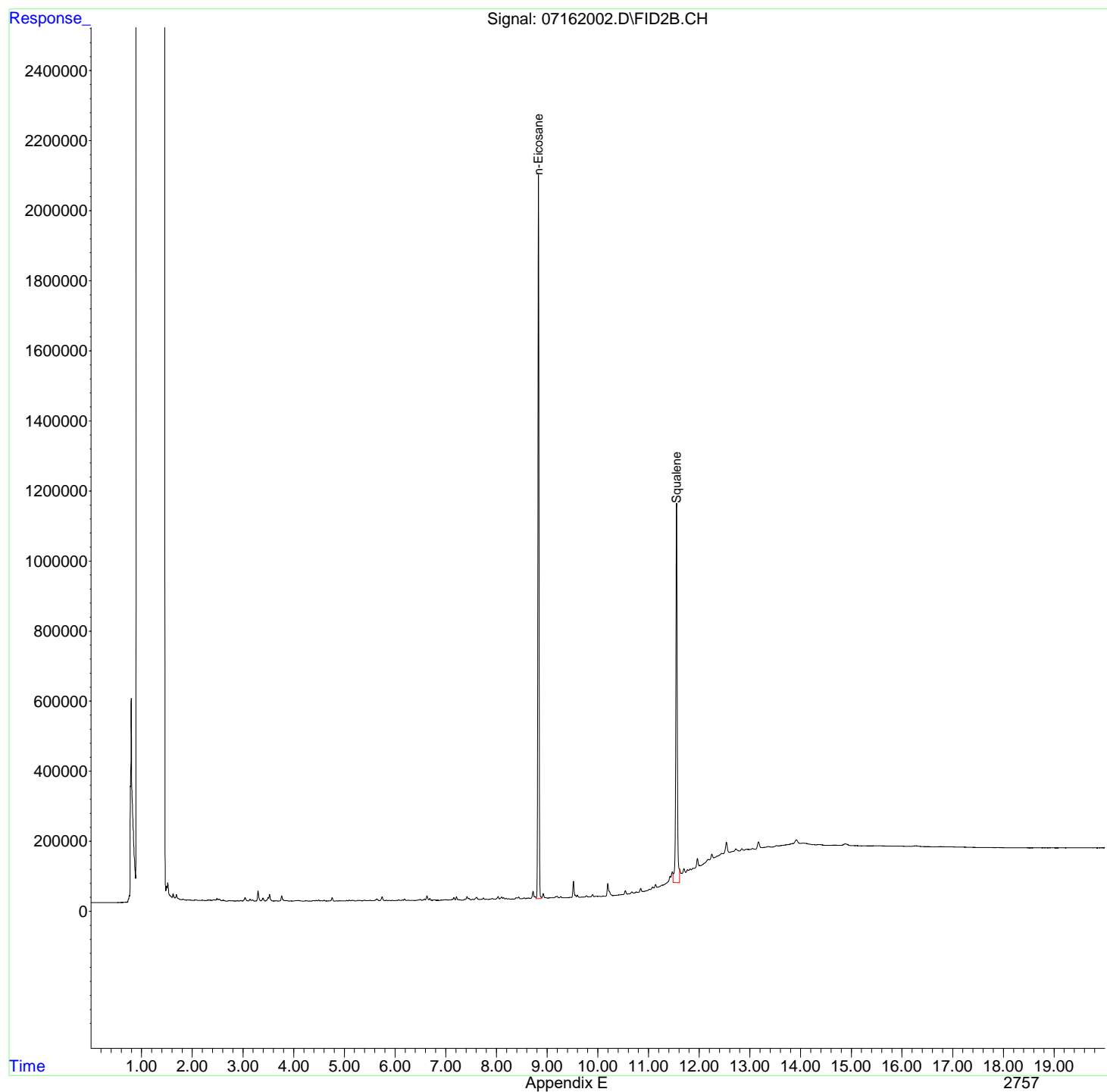
(m)=manual int.



Data Path : R:\2\DATA\071620\  
Data File : 07162002.D  
Signal(s) : FID2B.CH  
Acq On : 16 Jul 2020 11:16 am  
Operator : GCSVOC-Dhiren  
Sample : CCB-071620  
Misc :  
ALS Vial : 2 Sample Multiplier: 1

Integration File: EVENTS.E  
Quant Time: Jul 16 11:39:15 2020  
Quant Method : Z:\HPCHEM\2\METHODS\022820DRO-ORO.M  
Quant Title : DRO-ORO 09-09-15 DRO/ORO  
QLast Update : Fri Feb 28 16:32:12 2020  
Response via : Initial Calibration  
Integrator: ChemStation 6890 Scale Mode: Large solvent peaks clipped

Volume Inj. :  
Signal Phase :  
Signal Info :



Data Path : R:\2\DATA\071620\  
 Data File : 07162003.D  
 Signal(s) : FID2B.CH  
 Acq On : 16 Jul 2020 11:44 am  
 Operator : GCSVOC-Dhiren  
 Sample : CRQL-DRO-071620  
 Misc :  
 ALS Vial : 3 Sample Multiplier: 1

Integration File: EVENTS.E  
 Quant Time: Jul 16 12:12:10 2020  
 Quant Method : Z:\HPCHEM\2\METHODS\022820DRO-ORO.M  
 Quant Title : DRO-ORO 09-09-15 DRO/ORO  
 QLast Update : Fri Feb 28 16:32:12 2020  
 Response via : Initial Calibration  
 Integrator: ChemStation 6890 Scale Mode: Large solvent peaks clipped

Volume Inj. :  
 Signal Phase :  
 Signal Info :

Compound	R.T.	Response	Conc Units
-----			
System Monitoring Compounds			
4) S n-Eicosane	0.000	0	N.D. ug/mL
8) S1 Squalene	11.550	4410454	2.035 ug/mLm
Target Compounds			
1) H DRO C10-C20	5.050	91017284	44.820 ug/mLm
2) H DRO C10-C25	5.150	108641317	50.313 ug/mLm
3) H DRO C10-C28	6.850	124940270	51.489 ug/mLm
5) H1 ORO C20-C34	0.000	0	N.D. ug/mL
6) H1 ORO C25-C36	0.000	0	N.D. ug/mL
7) H1 DRO C10-C36	0.000	0	N.D. ug/mL
-----			

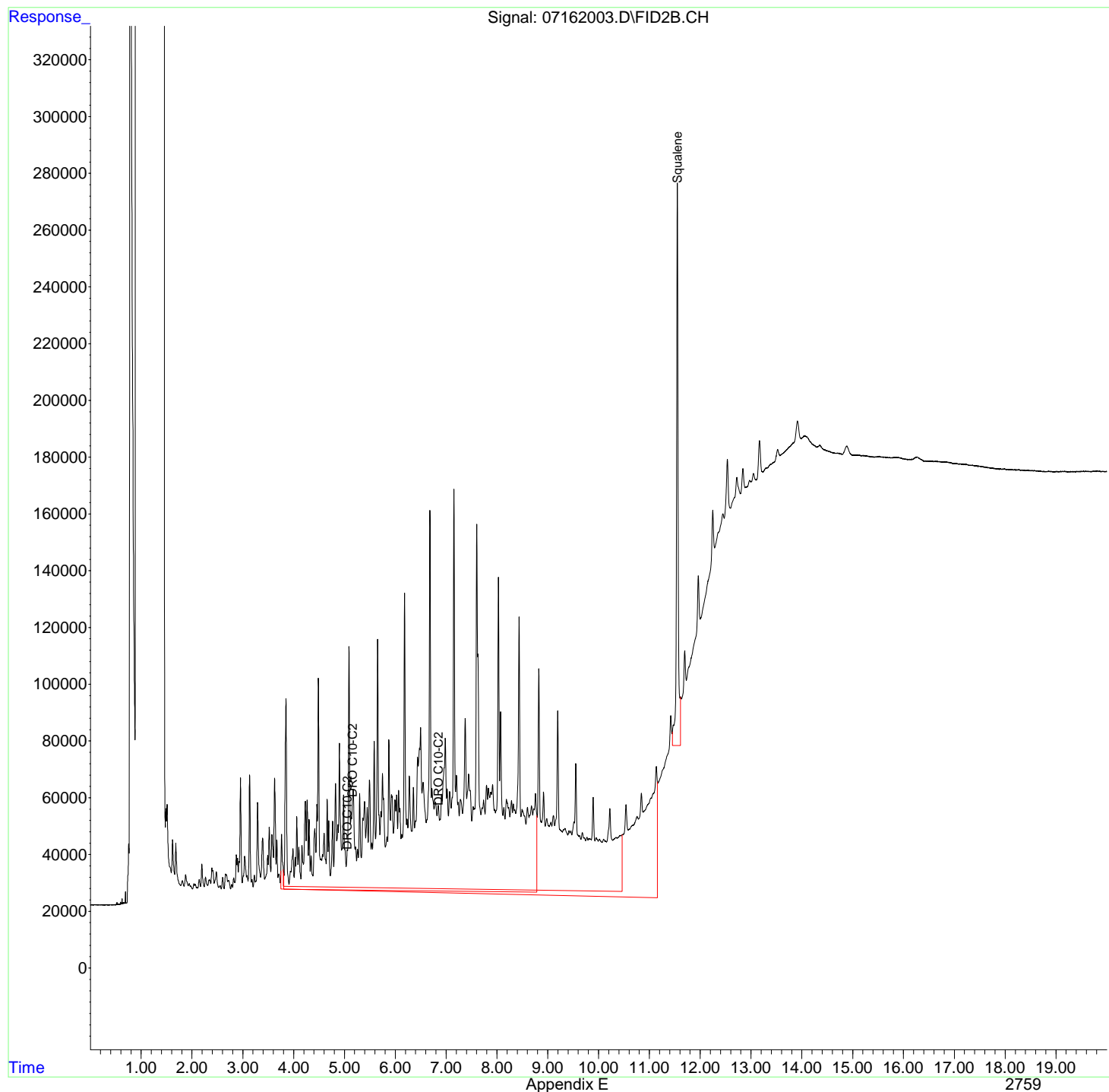
(f)=RT Delta > 1/2 Window

(m)=manual int.

Data Path : R:\2\DATA\071620\  
Data File : 07162003.D  
Signal(s) : FID2B.CH  
Acq On : 16 Jul 2020 11:44 am  
Operator : GCSVOC-Dhiren  
Sample : CRQL-DRO-071620  
Misc :  
ALS Vial : 3 Sample Multiplier: 1

Integration File: EVENTS.E  
Quant Time: Jul 16 12:12:10 2020  
Quant Method : Z:\HPCHEM\2\METHODS\022820DRO-ORO.M  
Quant Title : DRO-ORO 09-09-15 DRO/ORO  
QLast Update : Fri Feb 28 16:32:12 2020  
Response via : Initial Calibration  
Integrator: ChemStation 6890 Scale Mode: Large solvent peaks clipped

Volume Inj. :  
Signal Phase :  
Signal Info :



Data Path : R:\2\DATA\071620\  
Data File : 07162004.D  
Signal(s) : FID2B.CH  
Acq On : 16 Jul 2020 12:12 pm  
Operator : GCSVOC-Dhiren  
Sample : CCV-DRO-071620  
Misc :  
ALS Vial : 4 Sample Multiplier: 1

Integration File: EVENTS.E  
Quant Time: Jul 17 09:51:42 2020  
Quant Method : Z:\HPCHEM\2\METHODS\022820DRO-ORO.M  
Quant Title : DRO-ORO 09-09-15 DRO/ORO  
QLast Update : Fri Feb 28 16:32:12 2020  
Response via : Initial Calibration  
Integrator: ChemStation 6890 Scale Mode: Large solvent peaks clipped

Volume Inj. :  
Signal Phase :  
Signal Info :

Min. RRF : 0.000 Min. Rel. Area : 50% Max. R.T. Dev 0.50min  
Max. RRF Dev : 15% Max. Rel. Area : 150%

	Compound	Amount	Calc.	%Dev	Area%	Dev (Min)
1 H	DRO C10-C20	1000.000	990.750	0.9	0	0.00
2 H	DRO C10-C25	1000.000	941.180	5.9	0	0.00
3 H	DRO C10-C28	1000.000	952.039	4.8	0	0.00
7 H1	DRO C10-C36	1000.000	957.414	4.3	0	0.00
8 S1	Squalene	20.000	18.211	8.9	0	0.00

## Evaluate Continuing Calibration Report - Not Found

4 S	n-Eicosane	10.000	0.000	100.0#	0	-8.83#
5 H1	ORO C20-C34	1000.000	0.000	100.0#	0	-9.23#
6 H1	ORO C25-C36	1000.000	0.000	100.0#	0	-10.70#

(#) = Out of Range

SPCC's out = 0 CCC's out = 0

Data Path : R:\2\DATA\071620\  
 Data File : 07162004.D  
 Signal(s) : FID2B.CH  
 Acq On : 16 Jul 2020 12:12 pm  
 Operator : GCSVOC-Dhiren  
 Sample : CCV-DRO-071620  
 Misc :  
 ALS Vial : 4 Sample Multiplier: 1

Integration File: EVENTS.E  
 Quant Time: Jul 17 09:51:42 2020  
 Quant Method : Z:\HPCHEM\2\METHODS\022820DRO-ORO.M  
 Quant Title : DRO-ORO 09-09-15 DRO/ORO  
 QLast Update : Fri Feb 28 16:32:12 2020  
 Response via : Initial Calibration  
 Integrator: ChemStation 6890 Scale Mode: Large solvent peaks clipped

Volume Inj. :  
 Signal Phase :  
 Signal Info :

Compound	R.T.	Response	Conc	Units
-----				
System Monitoring Compounds				
4) S n-Eicosane	0.000	0	N.D.	ug/mL
8) S1 Squalene	11.548	29973317	18.211	ug/mL
Target Compounds				
1) H DRO C10-C20	5.050	1499285013	990.750	ug/mLm
2) H DRO C10-C25	5.150	1656716228	941.180	ug/mLm
3) H DRO C10-C28	6.850	1723490793	952.039	ug/mLm
5) H1 ORO C20-C34	0.000	0	N.D.	ug/mL
6) H1 ORO C25-C36	0.000	0	N.D.	ug/mL
7) H1 DRO C10-C36	8.400	1851225246	957.414	ug/mLm
-----				

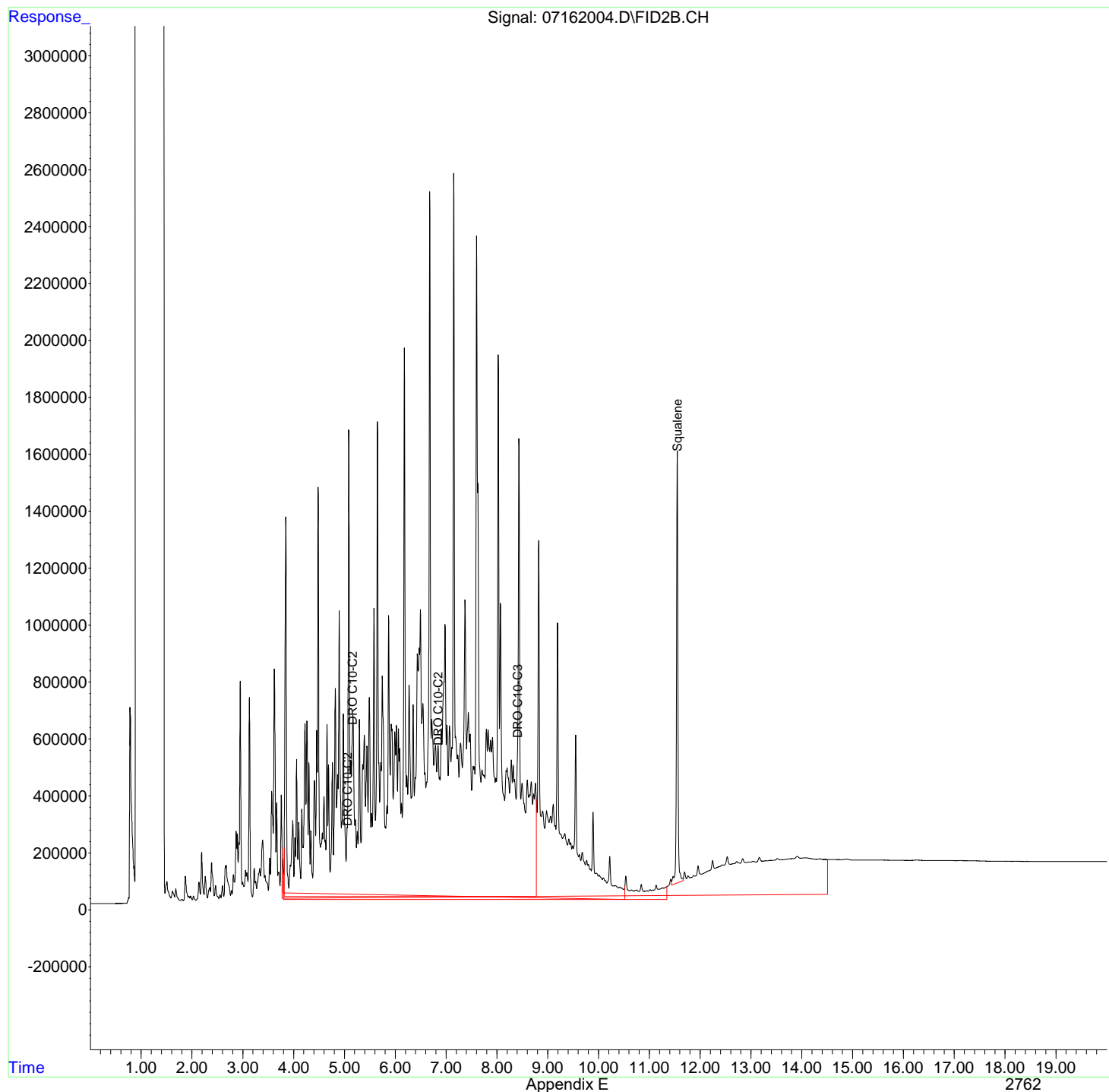
(f)=RT Delta > 1/2 Window

(m)=manual int.

Data Path : R:\2\DATA\071620\  
Data File : 07162004.D  
Signal(s) : FID2B.CH  
Acq On : 16 Jul 2020 12:12 pm  
Operator : GCSVOC-Dhiren  
Sample : CCV-DRO-071620  
Misc :  
ALS Vial : 4 Sample Multiplier: 1

Integration File: EVENTS.E  
Quant Time: Jul 17 09:51:42 2020  
Quant Method : Z:\HPCHEM\2\METHODS\022820DRO-ORO.M  
Quant Title : DRO-ORO 09-09-15 DRO/ORO  
QLast Update : Fri Feb 28 16:32:12 2020  
Response via : Initial Calibration  
Integrator: ChemStation 6890 Scale Mode: Large solvent peaks clipped

Volume Inj. :  
Signal Phase :  
Signal Info :



Data Path : R:\2\DATA\071620\  
 Data File : 07162010.D  
 Signal(s) : FID2B.CH  
 Acq On : 16 Jul 2020 2:57 pm  
 Operator : GCSVOC-Dhiren  
 Sample : MB-52015  
 Misc :  
 ALS Vial : 10 Sample Multiplier: 1

Integration File: EVENTS.E  
 Quant Time: Jul 16 15:20:01 2020  
 Quant Method : Z:\HPCHEM\2\METHODS\022820DRO-ORO.M  
 Quant Title : DRO-ORO 09-09-15 DRO/ORO  
 QLast Update : Fri Feb 28 16:32:12 2020  
 Response via : Initial Calibration  
 Integrator: ChemStation 6890 Scale Mode: Large solvent peaks clipped

Volume Inj. :  
 Signal Phase :  
 Signal Info :

Compound	R.T.	Response	Conc	Units
-----				
System Monitoring Compounds				
4) S n-Eicosane	8.827	33428196	17.401	ug/mL
8) S1 Squalene	11.553	29229596	17.740	ug/mL
Target Compounds				
1) H DRO C10-C20	0.000	0	N.D.	ug/mL
2) H DRO C10-C25	0.000	0	N.D.	ug/mL
3) H DRO C10-C28	0.000	0	N.D.	ug/mL
5) H1 ORO C20-C34	0.000	0	N.D.	ug/mL
6) H1 ORO C25-C36	0.000	0	N.D.	ug/mL
7) H1 DRO C10-C36	0.000	0	N.D.	ug/mL
-----				

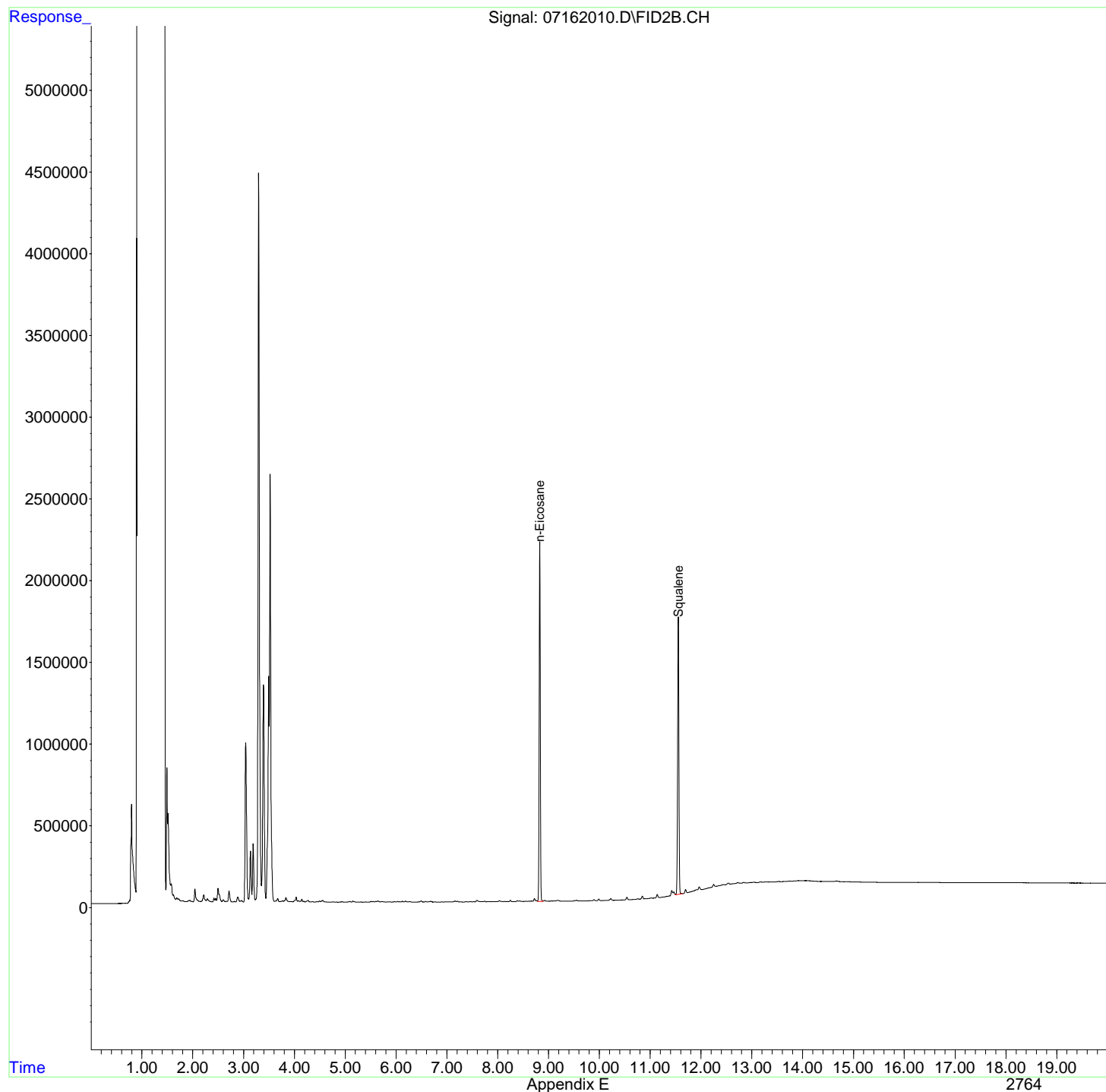
(f)=RT Delta > 1/2 Window

(m)=manual int.

Data Path : R:\2\DATA\071620\  
Data File : 07162010.D  
Signal(s) : FID2B.CH  
Acq On : 16 Jul 2020 2:57 pm  
Operator : GCSVOC-Dhiren  
Sample : MB-52015  
Misc :  
ALS Vial : 10 Sample Multiplier: 1

Integration File: EVENTS.E  
Quant Time: Jul 16 15:20:01 2020  
Quant Method : Z:\HPCHEM\2\METHODS\022820DRO-ORO.M  
Quant Title : DRO-ORO 09-09-15 DRO/ORO  
QLast Update : Fri Feb 28 16:32:12 2020  
Response via : Initial Calibration  
Integrator: ChemStation 6890 Scale Mode: Large solvent peaks clipped

Volume Inj. :  
Signal Phase :  
Signal Info :





Data Path : R:\2\DATA\071620\  
 Data File : 07162011.D  
 Signal(s) : FID2B.CH  
 Acq On : 16 Jul 2020 3:25 pm  
 Operator : GCSVOC-Dhiren  
 Sample : LCS-52015  
 Misc :  
 ALS Vial : 11 Sample Multiplier: 1

Integration File: EVENTS.E  
 Quant Time: Jul 17 09:56:02 2020  
 Quant Method : Z:\HPCHEM\2\METHODS\022820DRO-ORO.M  
 Quant Title : DRO-ORO 09-09-15 DRO/ORO  
 QLast Update : Fri Feb 28 16:32:12 2020  
 Response via : Initial Calibration  
 Integrator: ChemStation 6890 Scale Mode: Large solvent peaks clipped

Volume Inj. :  
 Signal Phase :  
 Signal Info :

Compound	R.T.	Response	Conc Units
-----			
System Monitoring Compounds			
4) S n-Eicosane	8.828	31676799	16.458 ug/mLm
8) S1 Squalene	11.554	22477669	13.468 ug/mL
Target Compounds			
1) H DRO C10-C20	5.050	626475781	404.486 ug/mLm
2) H DRO C10-C25	5.150	813713356	456.059 ug/mLm
3) H DRO C10-C28	6.850	940730032	511.067 ug/mLm
5) H1 ORO C20-C34	9.230	643692212	507.428 ug/mLm
6) H1 ORO C25-C36	10.700	646880361	404.825 ug/mLm
7) H1 DRO C10-C36	0.000	0	N.D. ug/mL
-----			

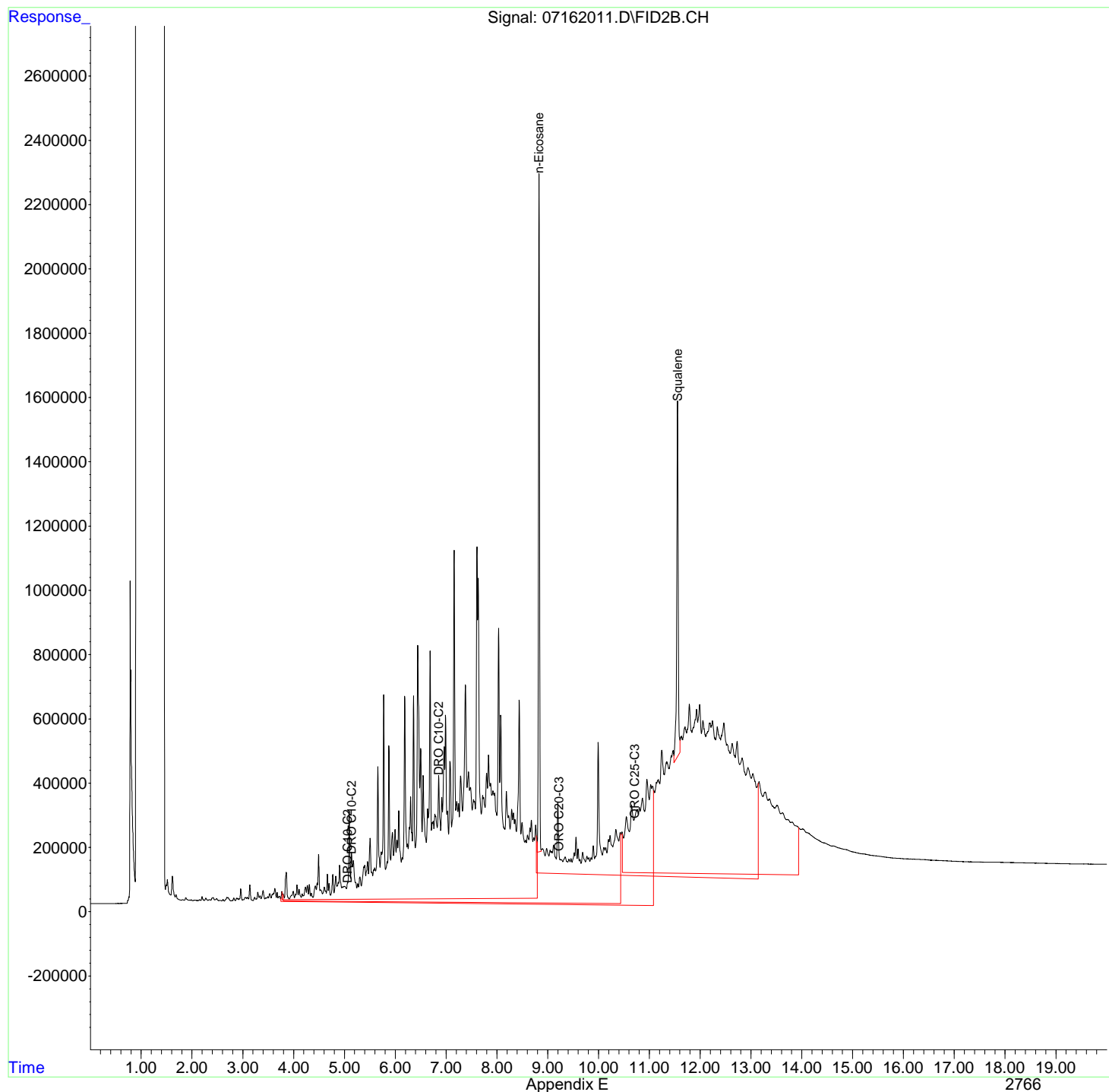
(f)=RT Delta > 1/2 Window

(m)=manual int.

Data Path : R:\2\DATA\071620\  
Data File : 07162011.D  
Signal(s) : FID2B.CH  
Acq On : 16 Jul 2020 3:25 pm  
Operator : GCSVOC-Dhiren  
Sample : LCS-52015  
Misc :  
ALS Vial : 11 Sample Multiplier: 1

Integration File: EVENTS.E  
Quant Time: Jul 17 09:56:02 2020  
Quant Method : Z:\HPCHEM\2\METHODS\022820DRO-ORO.M  
Quant Title : DRO-ORO 09-09-15 DRO/ORO  
QLast Update : Fri Feb 28 16:32:12 2020  
Response via : Initial Calibration  
Integrator: ChemStation 6890 Scale Mode: Large solvent peaks clipped

Volume Inj. :  
Signal Phase :  
Signal Info :



Data Path : R:\2\DATA\071620\  
 Data File : 07162012.D  
 Signal(s) : FID2B.CH  
 Acq On : 16 Jul 2020 3:52 pm  
 Operator : GCSVOC-Dhiren  
 Sample : LCSD-52015  
 Misc :  
 ALS Vial : 12 Sample Multiplier: 1

Integration File: EVENTS.E  
 Quant Time: Jul 17 09:57:49 2020  
 Quant Method : Z:\HPCHEM\2\METHODS\022820DRO-ORO.M  
 Quant Title : DRO-ORO 09-09-15 DRO/ORO  
 QLast Update : Fri Feb 28 16:32:12 2020  
 Response via : Initial Calibration  
 Integrator: ChemStation 6890 Scale Mode: Large solvent peaks clipped

Volume Inj. :  
 Signal Phase :  
 Signal Info :

Compound	R.T.	Response	Conc Units
-----			
System Monitoring Compounds			
4) S n-Eicosane	8.825	34403190	17.927 ug/mLm
8) S1 Squalene	11.551	22116067	13.239 ug/mL
Target Compounds			
1) H DRO C10-C20	5.050	712599959	462.335 ug/mLm
2) H DRO C10-C25	5.150	867013110	486.732 ug/mLm
3) H DRO C10-C28	6.850	972500784	528.966 ug/mLm
5) H1 ORO C20-C34	9.230	592973200	460.206 ug/mLm
6) H1 ORO C25-C36	10.700	641091610	400.291 ug/mLm
7) H1 DRO C10-C36	0.000	0	N.D. ug/mL
-----			

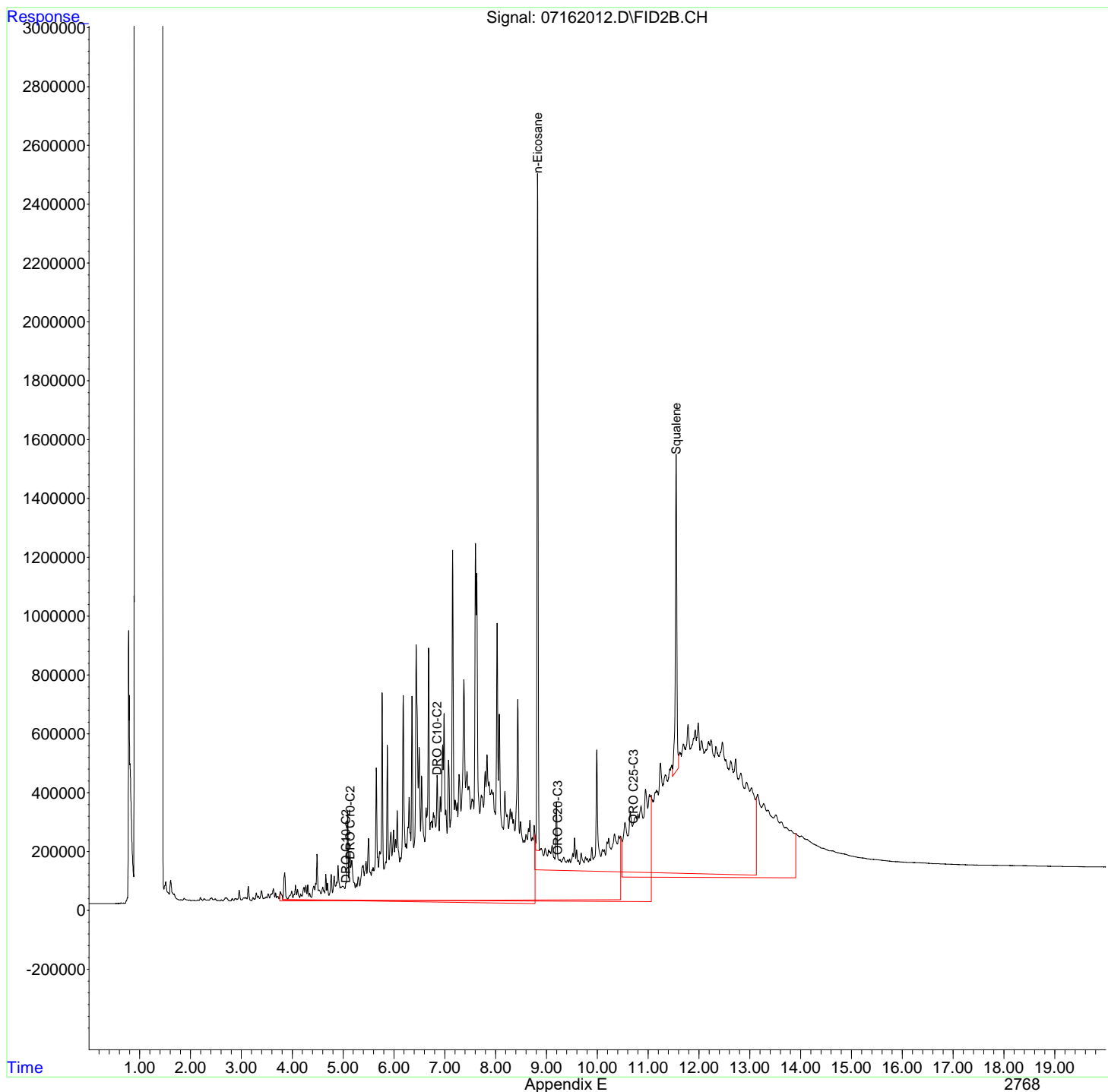
(f)=RT Delta > 1/2 Window

(m)=manual int.

Data Path : R:\2\DATA\071620\  
Data File : 07162012.D  
Signal(s) : FID2B.CH  
Acq On : 16 Jul 2020 3:52 pm  
Operator : GCSVOC-Dhiren  
Sample : LCSD-52015  
Misc :  
ALS Vial : 12 Sample Multiplier: 1

Integration File: EVENTS.E  
Quant Time: Jul 17 09:57:49 2020  
Quant Method : Z:\HPCHEM\2\METHODS\022820DRO-ORO.M  
Quant Title : DRO-ORO 09-09-15 DRO/ORO  
QLast Update : Fri Feb 28 16:32:12 2020  
Response via : Initial Calibration  
Integrator: ChemStation 6890 Scale Mode: Large solvent peaks clipped

Volume Inj. :  
Signal Phase :  
Signal Info :



Data Path : R:\2\DATA\071620\  
 Data File : 07162013.D  
 Signal(s) : FID2B.CH  
 Acq On : 16 Jul 2020 4:20 pm  
 Operator : GCSVOC-Dhiren  
 Sample : 2006583-006A  
 Misc :  
 ALS Vial : 13 Sample Multiplier: 1

Integration File: EVENTS.E  
 Quant Time: Jul 17 09:59:33 2020  
 Quant Method : Z:\HPCHEM\2\METHODS\022820DRO-ORO.M  
 Quant Title : DRO-ORO 09-09-15 DRO/ORO  
 QLast Update : Fri Feb 28 16:32:12 2020  
 Response via : Initial Calibration  
 Integrator: ChemStation 6890 Scale Mode: Large solvent peaks clipped

Volume Inj. :  
 Signal Phase :  
 Signal Info :

Compound	R.T.	Response	Conc	Units
-----				
System Monitoring Compounds				
4) S n-Eicosane	8.828	35012446	18.255	ug/mL
8) S1 Squalene	11.553	30676459	18.656	ug/mLm
Target Compounds				
1) H DRO C10-C20	0.000	0	N.D.	ug/mL
2) H DRO C10-C25	0.000	0	N.D.	ug/mL
3) H DRO C10-C28	0.000	0	N.D.	ug/mL
5) H1 ORO C20-C34	9.230	711175426	570.259	ug/mLm
6) H1 ORO C25-C36	10.700	735203551	473.994	ug/mLm
7) H1 DRO C10-C36	0.000	0	N.D.	ug/mL
-----				

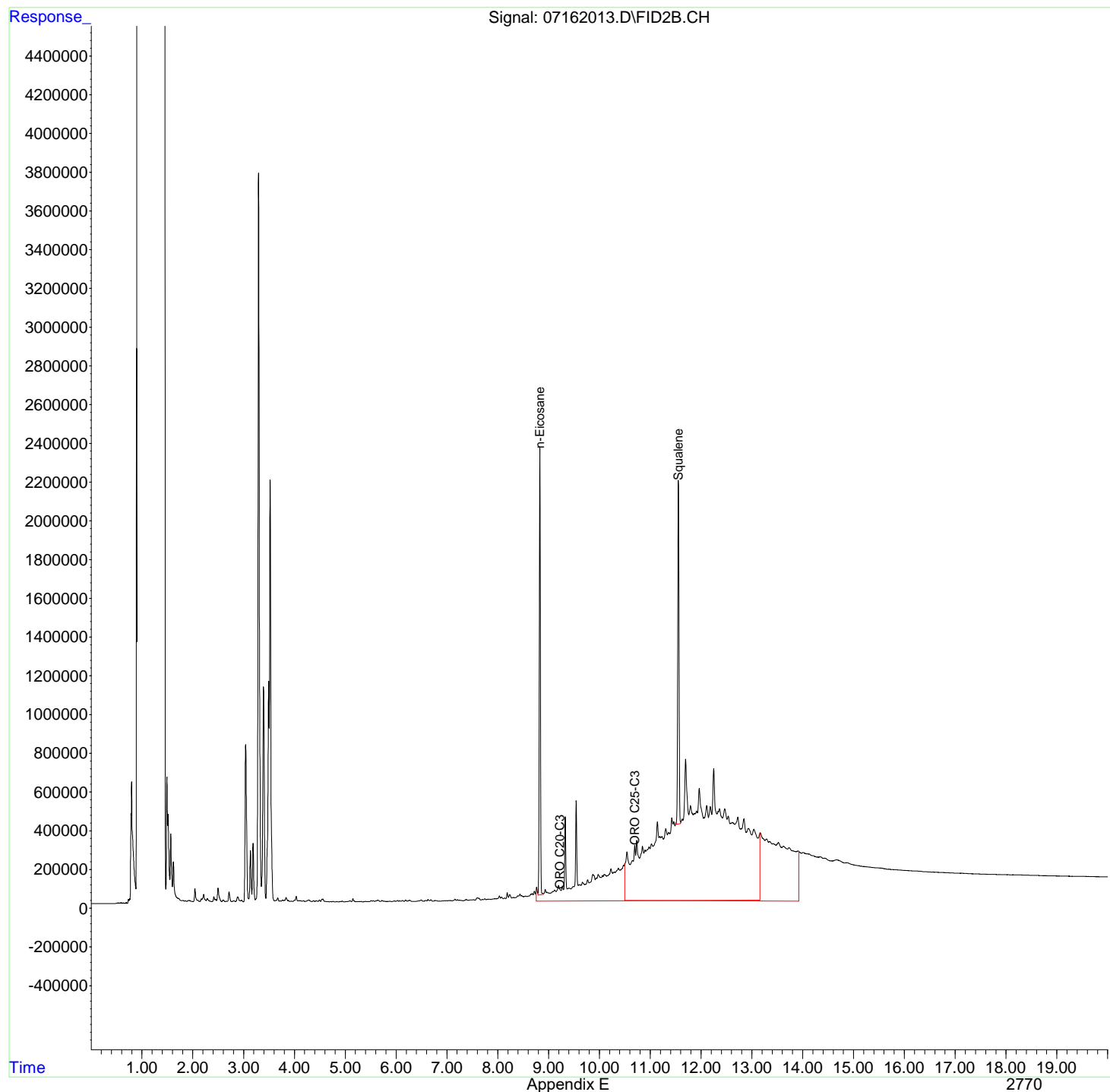
(f)=RT Delta > 1/2 Window

(m)=manual int.

Data Path : R:\2\DATA\071620\  
Data File : 07162013.D  
Signal(s) : FID2B.CH  
Acq On : 16 Jul 2020 4:20 pm  
Operator : GCSVOC-Dhiren  
Sample : 2006583-006A  
Misc :  
ALS Vial : 13 Sample Multiplier: 1

Integration File: EVENTS.E  
Quant Time: Jul 17 09:59:33 2020  
Quant Method : Z:\HPCHEM\2\METHODS\022820DRO-ORO.M  
Quant Title : DRO-ORO 09-09-15 DRO/ORO  
QLast Update : Fri Feb 28 16:32:12 2020  
Response via : Initial Calibration  
Integrator: ChemStation 6890 Scale Mode: Large solvent peaks clipped

Volume Inj. :  
Signal Phase :  
Signal Info :



Data Path : R:\2\DATA\071620\  
 Data File : 07162014.D  
 Signal(s) : FID2B.CH  
 Acq On : 16 Jul 2020 4:47 pm  
 Operator : GCSVOC-Dhiren  
 Sample : 2006583-006AMS  
 Misc :  
 ALS Vial : 14 Sample Multiplier: 1

Integration File: EVENTS.E  
 Quant Time: Jul 17 10:03:32 2020  
 Quant Method : Z:\HPCHEM\2\METHODS\022820DRO-ORO.M  
 Quant Title : DRO-ORO 09-09-15 DRO/ORO  
 QLast Update : Fri Feb 28 16:32:12 2020  
 Response via : Initial Calibration  
 Integrator: ChemStation 6890 Scale Mode: Large solvent peaks clipped

Volume Inj. :  
 Signal Phase :  
 Signal Info :

Compound	R.T.	Response	Conc Units
-----			
System Monitoring Compounds			
4) S n-Eicosane	8.827	44543287	23.388 ug/mLm
8) S1 Squalene	11.554	33782922	20.622 ug/mLm
Target Compounds			
1) H DRO C10-C20	5.050	836781572	545.748 ug/mLm
2) H DRO C10-C25	5.150	1082245373	610.591 ug/mLm
3) H DRO C10-C28	6.850	1182470914	647.253 ug/mLm
5) H1 ORO C20-C34	9.230	1107649269	939.398 ug/mLm
6) H1 ORO C25-C36	10.700	1264296946	888.346 ug/mLm
7) H1 DRO C10-C36	0.000	0	N.D. ug/mL
-----			

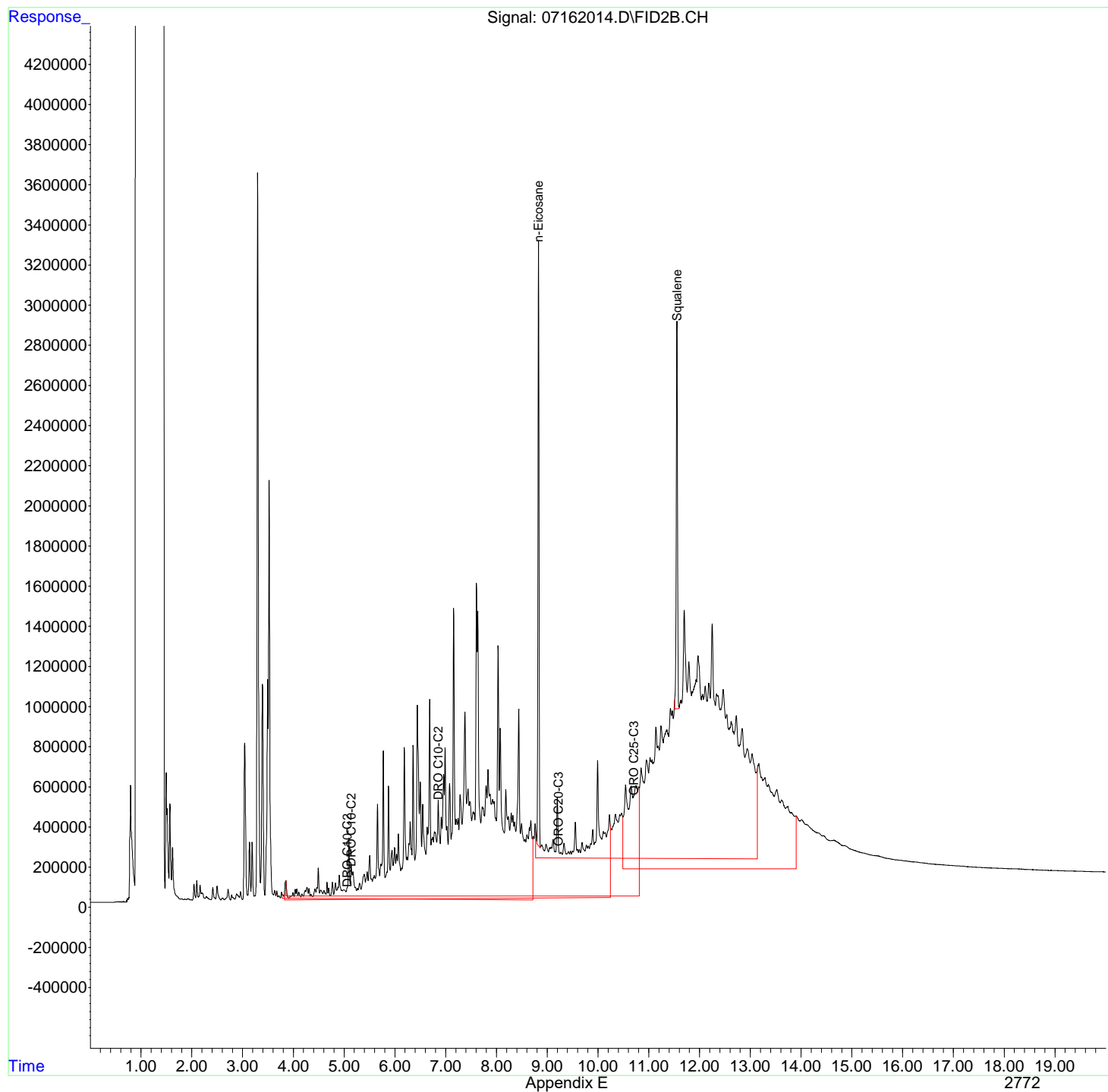
(f)=RT Delta > 1/2 Window

(m)=manual int.

Data Path : R:\2\DATA\071620\  
Data File : 07162014.D  
Signal(s) : FID2B.CH  
Acq On : 16 Jul 2020 4:47 pm  
Operator : GCSVOC-Dhiren  
Sample : 2006583-006AMS  
Misc :  
ALS Vial : 14 Sample Multiplier: 1

Integration File: EVENTS.E  
Quant Time: Jul 17 10:03:32 2020  
Quant Method : Z:\HPCHEM\2\METHODS\022820DRO-ORO.M  
Quant Title : DRO-ORO 09-09-15 DRO/ORO  
QLast Update : Fri Feb 28 16:32:12 2020  
Response via : Initial Calibration  
Integrator: ChemStation 6890 Scale Mode: Large solvent peaks clipped

Volume Inj. :  
Signal Phase :  
Signal Info :





Data Path : R:\2\DATA\071620\  
 Data File : 07162015.D  
 Signal(s) : FID2B.CH  
 Acq On : 16 Jul 2020 5:15 pm  
 Operator : GCSVOC-Dhiren  
 Sample : 2006583-006AMSD  
 Misc :  
 ALS Vial : 15 Sample Multiplier: 1

Integration File: EVENTS.E  
 Quant Time: Jul 17 10:08:40 2020  
 Quant Method : Z:\HPCHEM\2\METHODS\022820DRO-ORO.M  
 Quant Title : DRO-ORO 09-09-15 DRO/ORO  
 QLast Update : Fri Feb 28 16:32:12 2020  
 Response via : Initial Calibration  
 Integrator: ChemStation 6890 Scale Mode: Large solvent peaks clipped

Volume Inj. :  
 Signal Phase :  
 Signal Info :

Compound	R.T.	Response	Conc Units
-----			
System Monitoring Compounds			
4) S n-Eicosane	8.828	45838546	24.086 ug/mLm
8) S1 Squalene	11.554	32336675	19.706 ug/mLm
Target Compounds			
1) H DRO C10-C20	5.050	918151531	600.404 ug/mLm
2) H DRO C10-C25	5.150	1171200812	661.782 ug/mLm
3) H DRO C10-C28	6.850	1350154487	741.718 ug/mLm
5) H1 ORO C20-C34	9.230	1117052577	948.153 ug/mLm
6) H1 ORO C25-C36	10.700	1226019882	858.369 ug/mLm
7) H1 DRO C10-C36	0.000	0	N.D. ug/mL
-----			

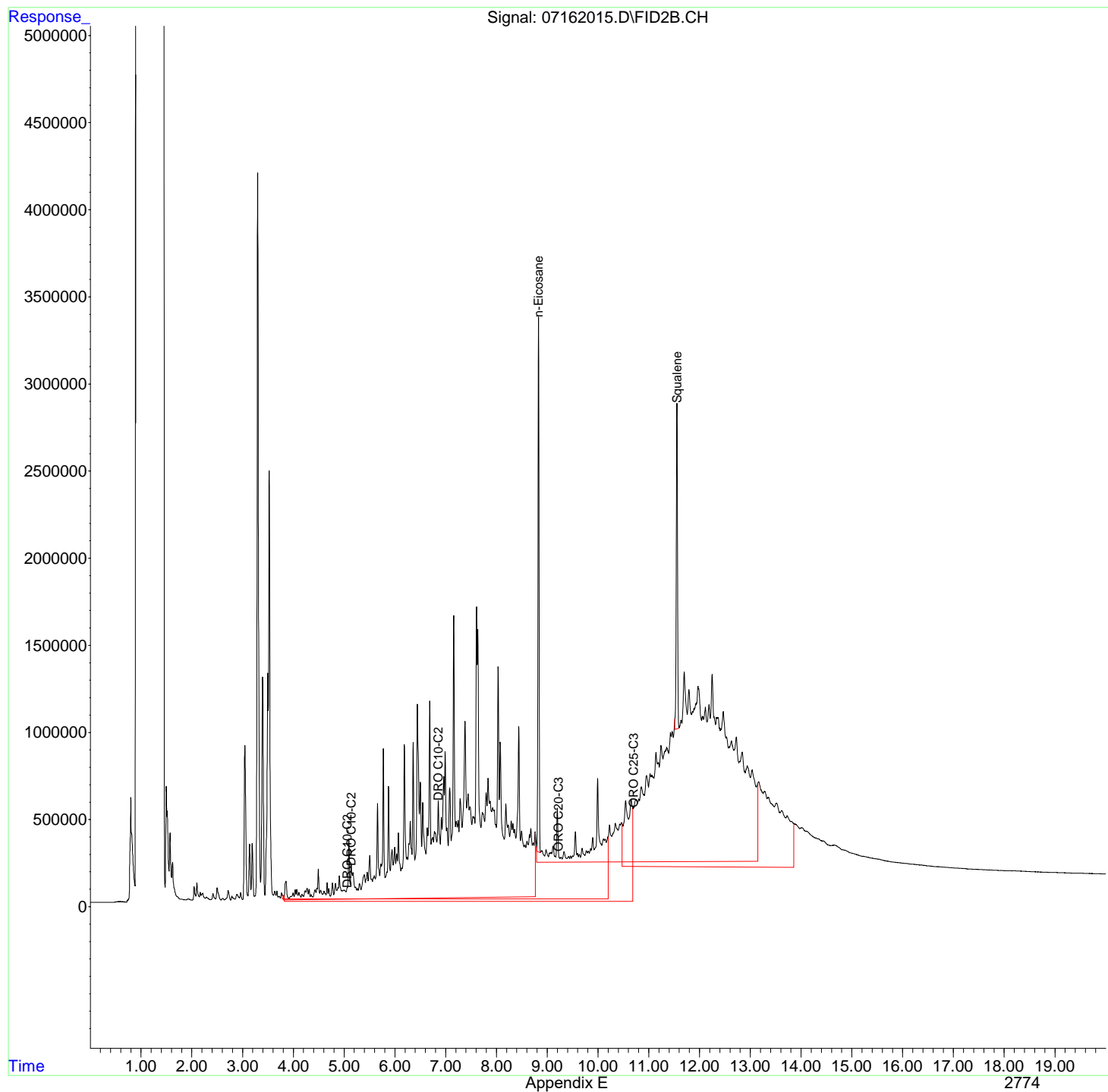
(f)=RT Delta > 1/2 Window

(m)=manual int.

Data Path : R:\2\DATA\071620\  
Data File : 07162015.D  
Signal(s) : FID2B.CH  
Acq On : 16 Jul 2020 5:15 pm  
Operator : GCSVOC-Dhiren  
Sample : 2006583-006AMSD  
Misc :  
ALS Vial : 15 Sample Multiplier: 1

Integration File: EVENTS.E  
Quant Time: Jul 17 10:08:40 2020  
Quant Method : Z:\HPCHEM\2\METHODS\022820DRO-ORO.M  
Quant Title : DRO-ORO 09-09-15 DRO/ORO  
QLast Update : Fri Feb 28 16:32:12 2020  
Response via : Initial Calibration  
Integrator: ChemStation 6890 Scale Mode: Large solvent peaks clipped

Volume Inj. :  
Signal Phase :  
Signal Info :



Data Path : R:\2\DATA\071620\  
 Data File : 07162016.D  
 Signal(s) : FID2B.CH  
 Acq On : 16 Jul 2020 5:42 pm  
 Operator : GCSVOC-Dhiren  
 Sample : 2006518-022A  
 Misc :  
 ALS Vial : 16 Sample Multiplier: 1

Integration File: EVENTS.E  
 Quant Time: Jul 17 10:11:24 2020  
 Quant Method : Z:\HPCHEM\2\METHODS\022820DRO-ORO.M  
 Quant Title : DRO-ORO 09-09-15 DRO/ORO  
 QLast Update : Fri Feb 28 16:32:12 2020  
 Response via : Initial Calibration  
 Integrator: ChemStation 6890 Scale Mode: Large solvent peaks clipped

Volume Inj. :  
 Signal Phase :  
 Signal Info :

Compound	R.T.	Response	Conc Units
-----			
System Monitoring Compounds			
4) S n-Eicosane	8.827	30672950	15.917 ug/mLm
8) S1 Squalene	11.554	25818436	15.582 ug/mLm
Target Compounds			
1) H DRO C10-C20	0.000	0	N.D. ug/mL
2) H DRO C10-C25	0.000	0	N.D. ug/mL
3) H DRO C10-C28	0.000	0	N.D. ug/mL
5) H1 ORO C20-C34	9.230	1234539663	1057.540 ug/mLm
6) H1 ORO C25-C36	10.700	1334324035	943.186 ug/mLm
7) H1 DRO C10-C36	0.000	0	N.D. ug/mL
-----			

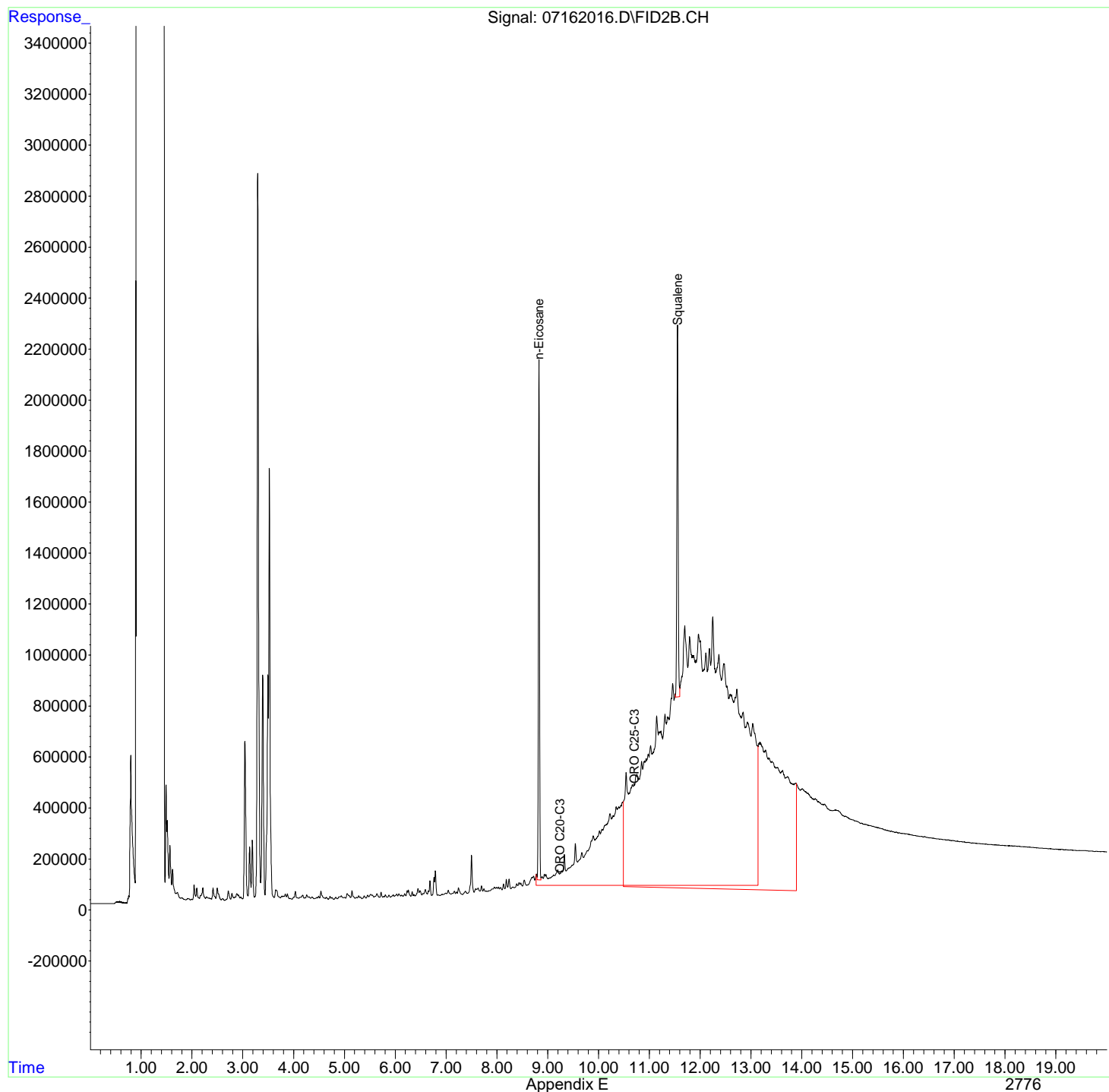
(f)=RT Delta > 1/2 Window

(m)=manual int.

Data Path : R:\2\DATA\071620\  
Data File : 07162016.D  
Signal(s) : FID2B.CH  
Acq On : 16 Jul 2020 5:42 pm  
Operator : GCSVOC-Dhiren  
Sample : 2006518-022A  
Misc :  
ALS Vial : 16 Sample Multiplier: 1

Integration File: EVENTS.E  
Quant Time: Jul 17 10:11:24 2020  
Quant Method : Z:\HPCHEM\2\METHODS\022820DRO-ORO.M  
Quant Title : DRO-ORO 09-09-15 DRO/ORO  
QLast Update : Fri Feb 28 16:32:12 2020  
Response via : Initial Calibration  
Integrator: ChemStation 6890 Scale Mode: Large solvent peaks clipped

Volume Inj. :  
Signal Phase :  
Signal Info :



Data Path : R:\2\DATA\071620\  
 Data File : 07162017.D  
 Signal(s) : FID2B.CH  
 Acq On : 16 Jul 2020 6:09 pm  
 Operator : GCSVOC-Dhiren  
 Sample : 2006518-023A  
 Misc :  
 ALS Vial : 17 Sample Multiplier: 1

Integration File: EVENTS.E  
 Quant Time: Jul 17 10:12:30 2020  
 Quant Method : Z:\HPCHEM\2\METHODS\022820DRO-ORO.M  
 Quant Title : DRO-ORO 09-09-15 DRO/ORO  
 QLast Update : Fri Feb 28 16:32:12 2020  
 Response via : Initial Calibration  
 Integrator: ChemStation 6890 Scale Mode: Large solvent peaks clipped

Volume Inj. :  
 Signal Phase :  
 Signal Info :

Compound	R.T.	Response	Conc	Units
-----				
System Monitoring Compounds				
4) S n-Eicosane	8.828	32907905	17.121	ug/mLm
8) S1 Squalene	11.554	30324009	18.433	ug/mL
Target Compounds				
1) H DRO C10-C20	0.000	0	N.D.	ug/mL
2) H DRO C10-C25	0.000	0	N.D.	ug/mL
3) H DRO C10-C28	0.000	0	N.D.	ug/mL
5) H1 ORO C20-C34	0.000	0	N.D.	ug/mL
6) H1 ORO C25-C36	0.000	0	N.D.	ug/mL
7) H1 DRO C10-C36	0.000	0	N.D.	ug/mL
-----				

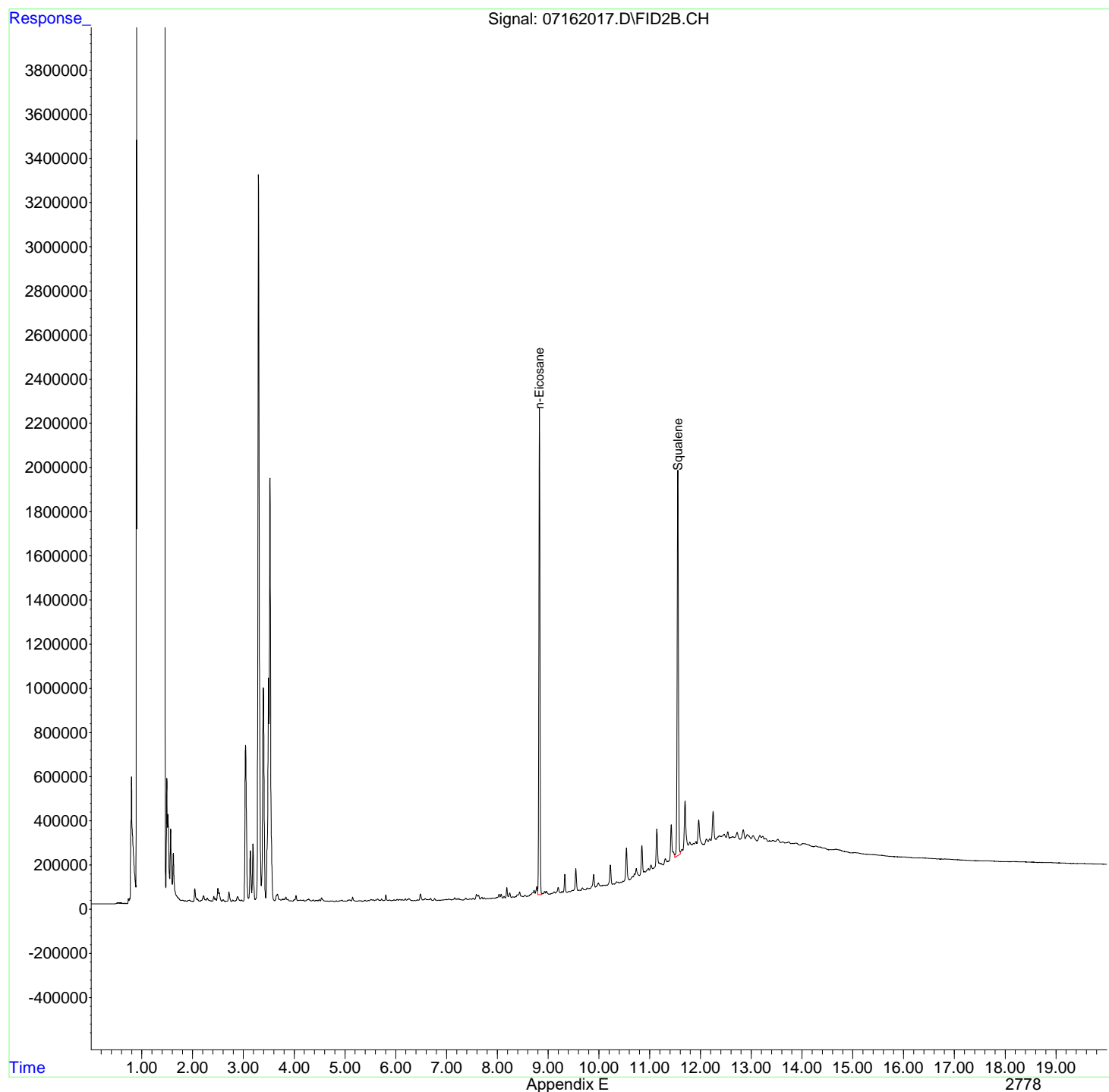
(f)=RT Delta > 1/2 Window

(m)=manual int.

Data Path : R:\2\DATA\071620\  
Data File : 07162017.D  
Signal(s) : FID2B.CH  
Acq On : 16 Jul 2020 6:09 pm  
Operator : GCSVOC-Dhiren  
Sample : 2006518-023A  
Misc :  
ALS Vial : 17 Sample Multiplier: 1

Integration File: EVENTS.E  
Quant Time: Jul 17 10:12:30 2020  
Quant Method : Z:\HPCHEM\2\METHODS\022820DRO-ORO.M  
Quant Title : DRO-ORO 09-09-15 DRO/ORO  
QLast Update : Fri Feb 28 16:32:12 2020  
Response via : Initial Calibration  
Integrator: ChemStation 6890 Scale Mode: Large solvent peaks clipped

Volume Inj. :  
Signal Phase :  
Signal Info :



Data Path : R:\2\DATA\071620\  
 Data File : 07162018.D  
 Signal(s) : FID2B.CH  
 Acq On : 16 Jul 2020 6:37 pm  
 Operator : GCSVOC-Dhiren  
 Sample : 2006518-024A  
 Misc :  
 ALS Vial : 18 Sample Multiplier: 1

Integration File: EVENTS.E  
 Quant Time: Jul 17 10:13:27 2020  
 Quant Method : Z:\HPCHEM\2\METHODS\022820DRO-ORO.M  
 Quant Title : DRO-ORO 09-09-15 DRO/ORO  
 QLast Update : Fri Feb 28 16:32:12 2020  
 Response via : Initial Calibration  
 Integrator: ChemStation 6890 Scale Mode: Large solvent peaks clipped

Volume Inj. :  
 Signal Phase :  
 Signal Info :

Compound	R.T.	Response	Conc	Units
-----				
System Monitoring Compounds				
4) S n-Eicosane	8.828	36822313	19.230	ug/mLm
8) S1 Squalene	11.554	34840718	21.291	ug/mLm
Target Compounds				
1) H DRO C10-C20	0.000	0	N.D.	ug/mL
2) H DRO C10-C25	0.000	0	N.D.	ug/mL
3) H DRO C10-C28	0.000	0	N.D.	ug/mL
5) H1 ORO C20-C34	9.230	804957877	657.575	ug/mLm
6) H1 ORO C25-C36	10.700	917386270	616.668	ug/mLm
7) H1 DRO C10-C36	0.000	0	N.D.	ug/mL
-----				

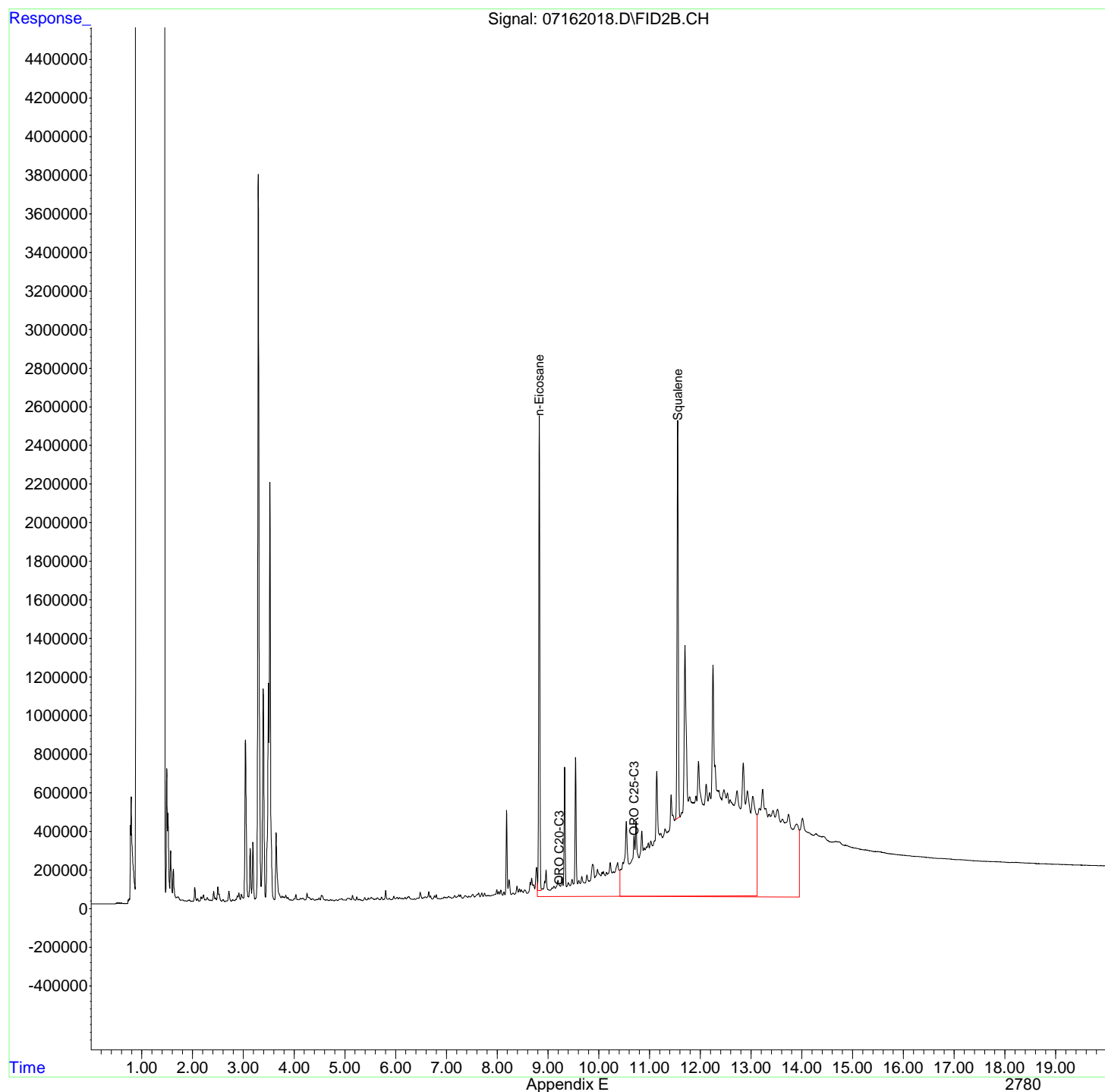
(f)=RT Delta > 1/2 Window

(m)=manual int.

Data Path : R:\2\DATA\071620\  
Data File : 07162018.D  
Signal(s) : FID2B.CH  
Acq On : 16 Jul 2020 6:37 pm  
Operator : GCSVOC-Dhiren  
Sample : 2006518-024A  
Misc :  
ALS Vial : 18 Sample Multiplier: 1

Integration File: EVENTS.E  
Quant Time: Jul 17 10:13:27 2020  
Quant Method : Z:\HPCHEM\2\METHODS\022820DRO-ORO.M  
Quant Title : DRO-ORO 09-09-15 DRO/ORO  
QLast Update : Fri Feb 28 16:32:12 2020  
Response via : Initial Calibration  
Integrator: ChemStation 6890 Scale Mode: Large solvent peaks clipped

Volume Inj. :  
Signal Phase :  
Signal Info :





Data Path : R:\2\DATA\071620\  
 Data File : 07162019.D  
 Signal(s) : FID2B.CH  
 Acq On : 16 Jul 2020 7:04 pm  
 Operator : GCSVOC-Dhiren  
 Sample : 2006518-025A  
 Misc :  
 ALS Vial : 19 Sample Multiplier: 1

Integration File: EVENTS.E  
 Quant Time: Jul 17 10:14:53 2020  
 Quant Method : Z:\HPCHEM\2\METHODS\022820DRO-ORO.M  
 Quant Title : DRO-ORO 09-09-15 DRO/ORO  
 QLast Update : Fri Feb 28 16:32:12 2020  
 Response via : Initial Calibration  
 Integrator: ChemStation 6890 Scale Mode: Large solvent peaks clipped

Volume Inj. :  
 Signal Phase :  
 Signal Info :

Compound	R.T.	Response	Conc Units
-----			
System Monitoring Compounds			
4) S n-Eicosane	8.828	33900720	17.656 ug/mLm
8) S1 Squalene	11.553	29661685	18.014 ug/mLm
Target Compounds			
1) H DRO C10-C20	0.000	0	N.D. ug/mL
2) H DRO C10-C25	0.000	0	N.D. ug/mL
3) H DRO C10-C28	0.000	0	N.D. ug/mL
5) H1 ORO C20-C34	9.230	973902382	814.872 ug/mLm
6) H1 ORO C25-C36	10.700	1112532514	769.493 ug/mLm
7) H1 DRO C10-C36	0.000	0	N.D. ug/mL
-----			

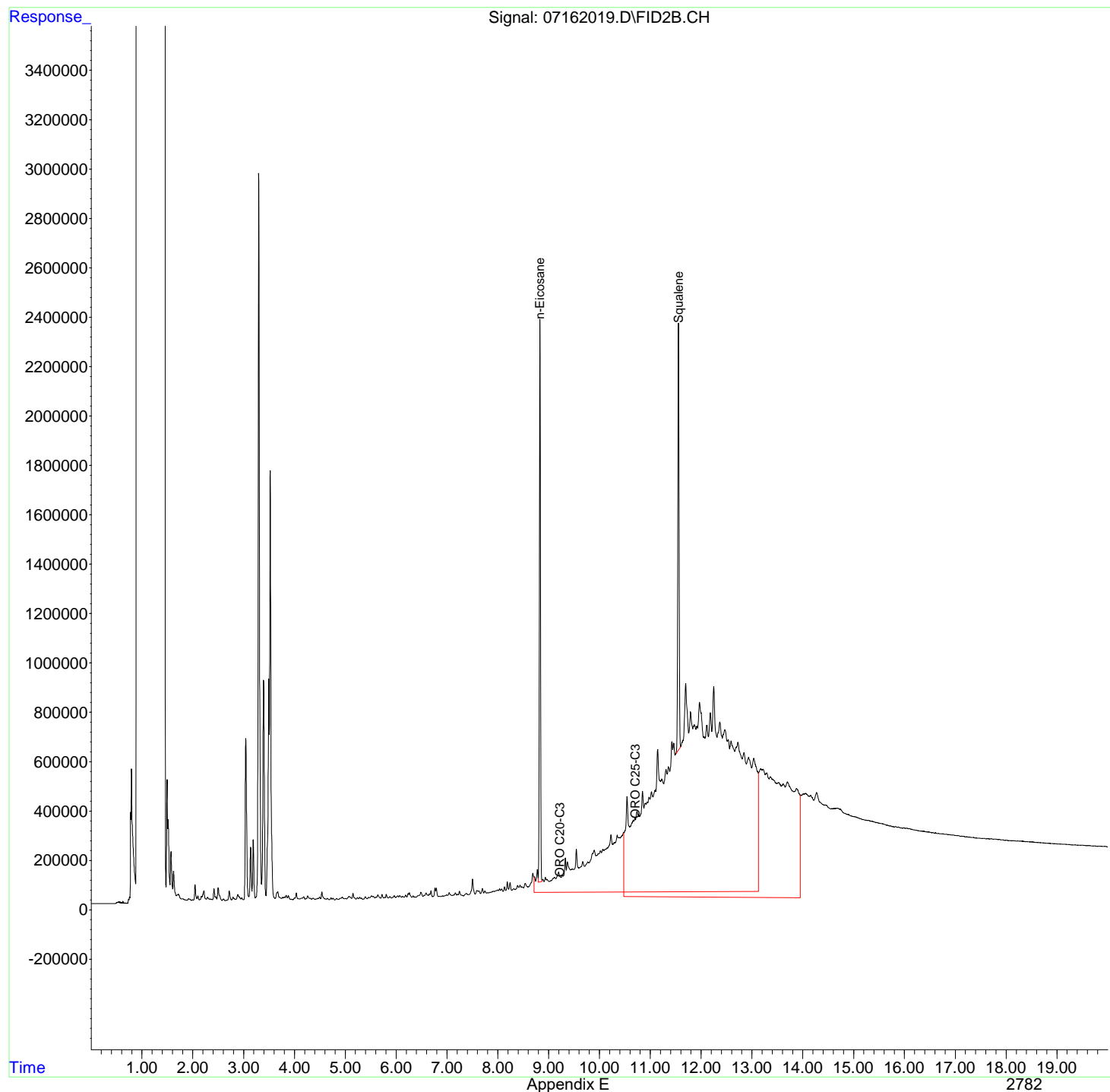
(f)=RT Delta > 1/2 Window

(m)=manual int.

Data Path : R:\2\DATA\071620\  
Data File : 07162019.D  
Signal(s) : FID2B.CH  
Acq On : 16 Jul 2020 7:04 pm  
Operator : GCSVOC-Dhiren  
Sample : 2006518-025A  
Misc :  
ALS Vial : 19 Sample Multiplier: 1

Integration File: EVENTS.E  
Quant Time: Jul 17 10:14:53 2020  
Quant Method : Z:\HPCHEM\2\METHODS\022820DRO-ORO.M  
Quant Title : DRO-ORO 09-09-15 DRO/ORO  
QLast Update : Fri Feb 28 16:32:12 2020  
Response via : Initial Calibration  
Integrator: ChemStation 6890 Scale Mode: Large solvent peaks clipped

Volume Inj. :  
Signal Phase :  
Signal Info :



Data Path : R:\2\DATA\071620\  
 Data File : 07162020.D  
 Signal(s) : FID2B.CH  
 Acq On : 16 Jul 2020 7:32 pm  
 Operator : GCSVOC-Dhiren  
 Sample : 2006518-026A  
 Misc :  
 ALS Vial : 20 Sample Multiplier: 1

Integration File: EVENTS.E  
 Quant Time: Jul 17 10:16:16 2020  
 Quant Method : Z:\HPCHEM\2\METHODS\022820DRO-ORO.M  
 Quant Title : DRO-ORO 09-09-15 DRO/ORO  
 QLast Update : Fri Feb 28 16:32:12 2020  
 Response via : Initial Calibration  
 Integrator: ChemStation 6890 Scale Mode: Large solvent peaks clipped

Volume Inj. :  
 Signal Phase :  
 Signal Info :

Compound	R.T.	Response	Conc	Units
-----				
System Monitoring Compounds				
4) S n-Eicosane	8.828	38608197	20.191	ug/mLm
8) S1 Squalene	11.555	30514039	18.553	ug/mLm
Target Compounds				
1) H DRO C10-C20	0.000	0	N.D.	ug/mL
2) H DRO C10-C25	0.000	0	N.D.	ug/mL
3) H DRO C10-C28	0.000	0	N.D.	ug/mL
5) H1 ORO C20-C34	9.230	2371411514	2116.030	ug/mLm
6) H1 ORO C25-C36	10.700	2295650306	1696.035	ug/mLm
7) H1 DRO C10-C36	0.000	0	N.D.	ug/mL
-----				

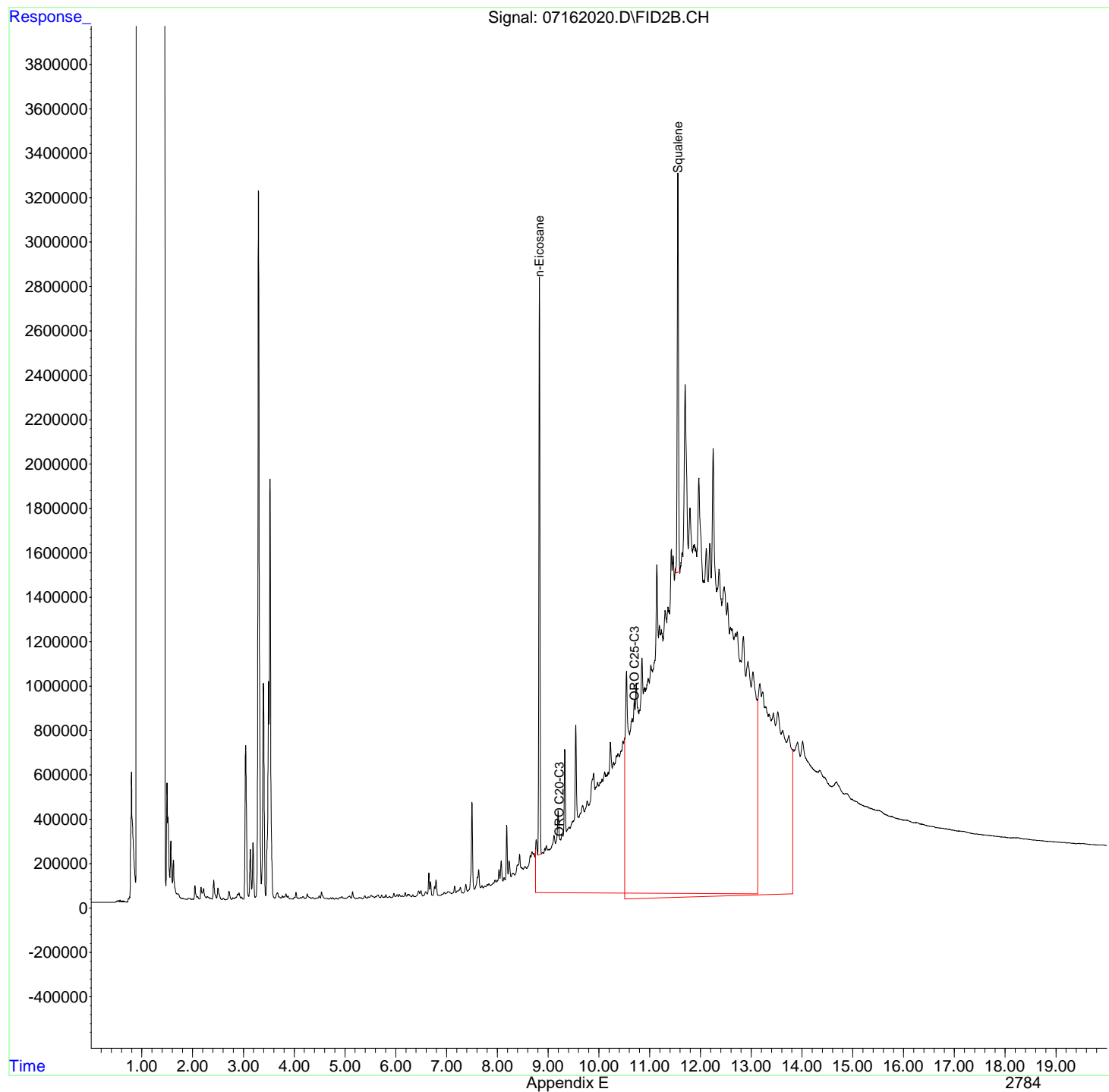
(f)=RT Delta > 1/2 Window

(m)=manual int.

Data Path : R:\2\DATA\071620\  
Data File : 07162020.D  
Signal(s) : FID2B.CH  
Acq On : 16 Jul 2020 7:32 pm  
Operator : GCSVOC-Dhiren  
Sample : 2006518-026A  
Misc :  
ALS Vial : 20 Sample Multiplier: 1

Integration File: EVENTS.E  
Quant Time: Jul 17 10:16:16 2020  
Quant Method : Z:\HPCHEM\2\METHODS\022820DRO-ORO.M  
Quant Title : DRO-ORO 09-09-15 DRO/ORO  
QLast Update : Fri Feb 28 16:32:12 2020  
Response via : Initial Calibration  
Integrator: ChemStation 6890 Scale Mode: Large solvent peaks clipped

Volume Inj. :  
Signal Phase :  
Signal Info :



Data Path : R:\2\DATA\071620\  
 Data File : 07162027.D  
 Signal(s) : FID2B.CH  
 Acq On : 16 Jul 2020 10:43 pm  
 Operator : GCSVOC-Dhiren  
 Sample : CCB-071620A  
 Misc :  
 ALS Vial : 2 Sample Multiplier: 1

Integration File: EVENTS.E  
 Quant Time: Jul 17 10:48:05 2020  
 Quant Method : Z:\HPCHEM\2\METHODS\022820DRO-ORO.M  
 Quant Title : DRO-ORO 09-09-15 DRO/ORO  
 QLast Update : Fri Feb 28 16:32:12 2020  
 Response via : Initial Calibration  
 Integrator: ChemStation 6890 Scale Mode: Large solvent peaks clipped

Volume Inj. :  
 Signal Phase :  
 Signal Info :

Compound	R.T.	Response	Conc	Units
-----				
System Monitoring Compounds				
4) S n-Eicosane	8.828	31785802	16.517	ug/mL
8) S1 Squalene	11.552	22557043	13.518	ug/mLm
Target Compounds				
1) H DRO C10-C20	0.000	0	N.D.	ug/mL
2) H DRO C10-C25	0.000	0	N.D.	ug/mL
3) H DRO C10-C28	0.000	0	N.D.	ug/mL
5) H1 ORO C20-C34	0.000	0	N.D.	ug/mL
6) H1 ORO C25-C36	0.000	0	N.D.	ug/mL
7) H1 DRO C10-C36	0.000	0	N.D.	ug/mL
-----				

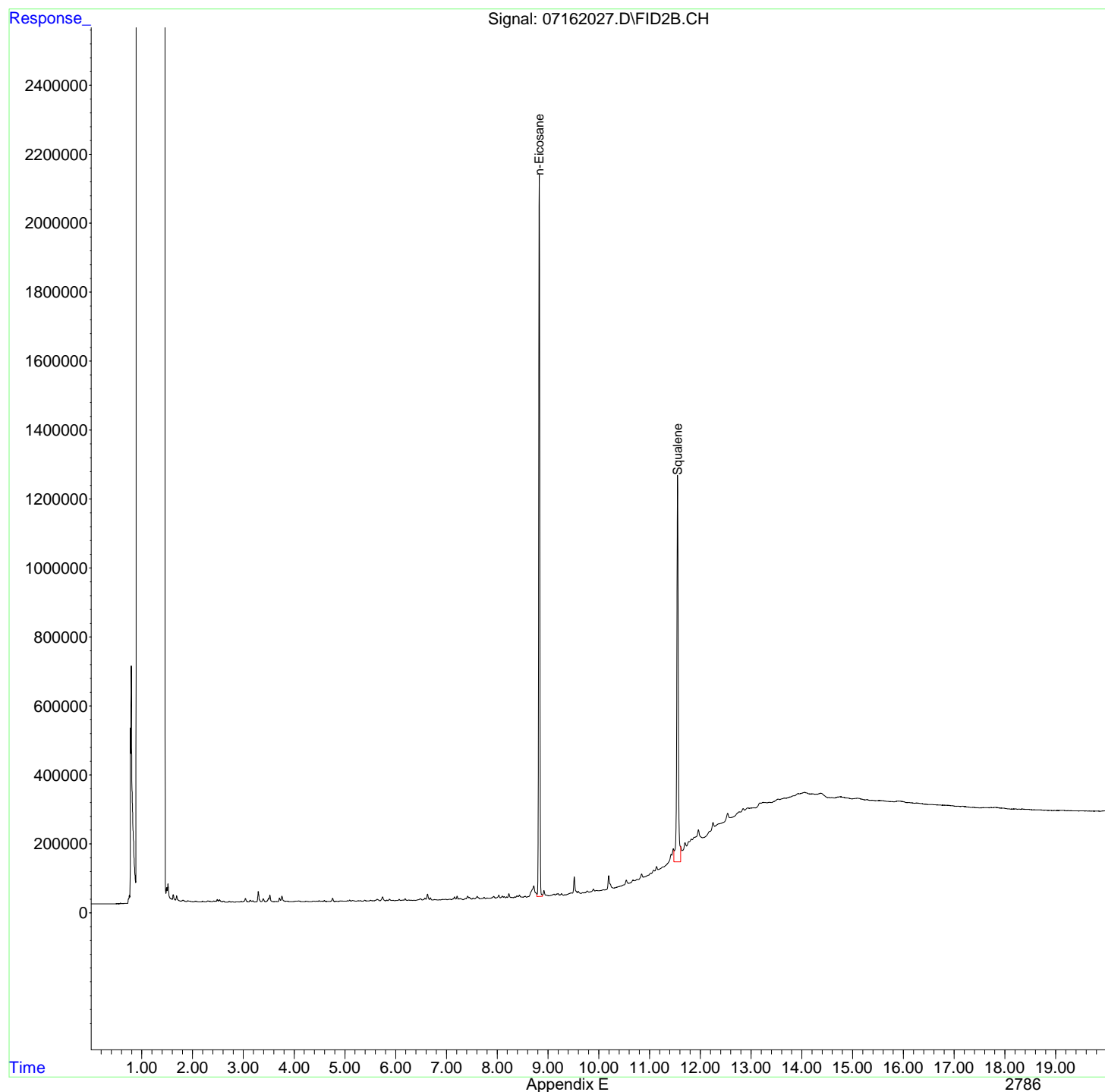
(f)=RT Delta > 1/2 Window

(m)=manual int.

Data Path : R:\2\DATA\071620\  
Data File : 07162027.D  
Signal(s) : FID2B.CH  
Acq On : 16 Jul 2020 10:43 pm  
Operator : GCSVOC-Dhiren  
Sample : CCB-071620A  
Misc :  
ALS Vial : 2 Sample Multiplier: 1

Integration File: EVENTS.E  
Quant Time: Jul 17 10:48:05 2020  
Quant Method : Z:\HPCHEM\2\METHODS\022820DRO-ORO.M  
Quant Title : DRO-ORO 09-09-15 DRO/ORO  
QLast Update : Fri Feb 28 16:32:12 2020  
Response via : Initial Calibration  
Integrator: ChemStation 6890 Scale Mode: Large solvent peaks clipped

Volume Inj. :  
Signal Phase :  
Signal Info :



Data Path : R:\2\DATA\071620\  
Data File : 07162028.D  
Signal(s) : FID2B.CH  
Acq On : 16 Jul 2020 11:11 pm  
Operator : GCSVOC-Dhiren  
Sample : CCV-DRO-071620A  
Misc :  
ALS Vial : 4 Sample Multiplier: 1

Integration File: EVENTS.E  
Quant Time: Jul 17 10:49:34 2020  
Quant Method : Z:\HPCHEM\2\METHODS\022820DRO-ORO.M  
Quant Title : DRO-ORO 09-09-15 DRO/ORO  
QLast Update : Fri Feb 28 16:32:12 2020  
Response via : Initial Calibration  
Integrator: ChemStation 6890 Scale Mode: Large solvent peaks clipped

Volume Inj. :  
Signal Phase :  
Signal Info :

Min. RRF : 0.000 Min. Rel. Area : 50% Max. R.T. Dev 0.50min  
Max. RRF Dev : 15% Max. Rel. Area : 150%

	Compound	Amount	Calc.	%Dev	Area%	Dev (Min)
1 H	DRO C10-C20	1000.000	1043.961	-4.4	0	0.00
2 H	DRO C10-C25	1000.000	1027.623	-2.8	0	0.00
3 H	DRO C10-C28	1000.000	967.422	3.3	0	0.00
7 H1	DRO C10-C36	1000.000	1055.932	-5.6	0	0.00
8 S1	Squalene	20.000	19.202	4.0	0	0.00

## Evaluate Continuing Calibration Report - Not Found

4 S	n-Eicosane	10.000	0.000	100.0#	0	-8.83#
5 H1	ORO C20-C34	1000.000	0.000	100.0#	0	-9.23#
6 H1	ORO C25-C36	1000.000	0.000	100.0#	0	-10.70#

(#) = Out of Range

SPCC's out = 0 CCC's out = 0

Data Path : R:\2\DATA\071620\  
 Data File : 07162028.D  
 Signal(s) : FID2B.CH  
 Acq On : 16 Jul 2020 11:11 pm  
 Operator : GCSVOC-Dhiren  
 Sample : CCV-DRO-071620A  
 Misc :  
 ALS Vial : 4 Sample Multiplier: 1

Integration File: EVENTS.E  
 Quant Time: Jul 17 10:49:34 2020  
 Quant Method : Z:\HPCHEM\2\METHODS\022820DRO-ORO.M  
 Quant Title : DRO-ORO 09-09-15 DRO/ORO  
 QLast Update : Fri Feb 28 16:32:12 2020  
 Response via : Initial Calibration  
 Integrator: ChemStation 6890 Scale Mode: Large solvent peaks clipped

Volume Inj. :  
 Signal Phase :  
 Signal Info :

Compound	R.T.	Response	Conc	Units
-----				
System Monitoring Compounds				
4) S n-Eicosane	0.000	0	N.D.	ug/mL
8) S1 Squalene	11.553	31539959	19.202	ug/mL
Target Compounds				
1) H DRO C10-C20	5.050	1578503242	1043.961	ug/mLm
2) H DRO C10-C25	5.150	1806929791	1027.623	ug/mLm
3) H DRO C10-C28	6.850	1750796562	967.422	ug/mLm
5) H1 ORO C20-C34	0.000	0	N.D.	ug/mL
6) H1 ORO C25-C36	0.000	0	N.D.	ug/mL
7) H1 DRO C10-C36	8.400	2021836245	1055.932	ug/mLm
-----				

(f)=RT Delta > 1/2 Window

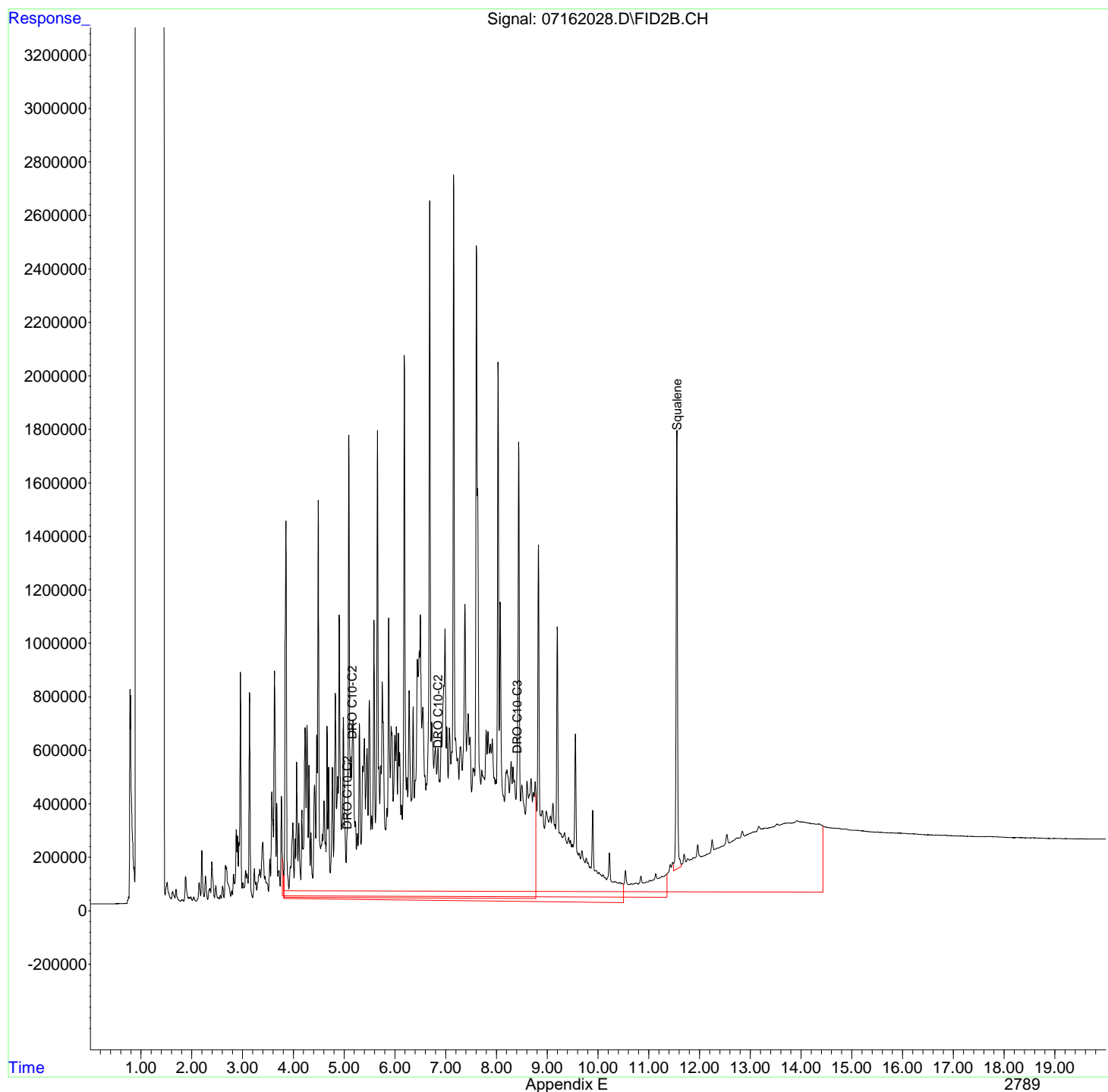
(m)=manual int.



Data Path : R:\2\DATA\071620\  
Data File : 07162028.D  
Signal(s) : FID2B.CH  
Acq On : 16 Jul 2020 11:11 pm  
Operator : GCSVOC-Dhiren  
Sample : CCV-DRO-071620A  
Misc :  
ALS Vial : 4 Sample Multiplier: 1

Integration File: EVENTS.E  
Quant Time: Jul 17 10:49:34 2020  
Quant Method : Z:\HPCHEM\2\METHODS\022820DRO-ORO.M  
Quant Title : DRO-ORO 09-09-15 DRO/ORO  
QLast Update : Fri Feb 28 16:32:12 2020  
Response via : Initial Calibration  
Integrator: ChemStation 6890 Scale Mode: Large solvent peaks clipped

Volume Inj. :  
Signal Phase :  
Signal Info :



Data Path : R:\2\DATA\071620\  
 Data File : 07162041.D  
 Signal(s) : FID2B.CH  
 Acq On : 17 Jul 2020 5:04 am  
 Operator : GCSVOC-Dhiren  
 Sample : CCB-071620B  
 Misc :  
 ALS Vial : 2 Sample Multiplier: 1

Integration File: EVENTS.E  
 Quant Time: Jul 17 11:55:05 2020  
 Quant Method : Z:\HPCHEM\2\METHODS\022820DRO-ORO.M  
 Quant Title : DRO-ORO 09-09-15 DRO/ORO  
 QLast Update : Fri Feb 28 16:32:12 2020  
 Response via : Initial Calibration  
 Integrator: ChemStation 6890 Scale Mode: Large solvent peaks clipped

Volume Inj. :  
 Signal Phase :  
 Signal Info :

Compound	R.T.	Response	Conc	Units
-----				
System Monitoring Compounds				
4) S n-Eicosane	8.826	31097998	16.146	ug/mL
8) S1 Squalene	11.551	20988568	12.525	ug/mLm
Target Compounds				
1) H DRO C10-C20	0.000	0	N.D.	ug/mL
2) H DRO C10-C25	0.000	0	N.D.	ug/mL
3) H DRO C10-C28	0.000	0	N.D.	ug/mL
5) H1 ORO C20-C34	0.000	0	N.D.	ug/mL
6) H1 ORO C25-C36	0.000	0	N.D.	ug/mL
7) H1 DRO C10-C36	0.000	0	N.D.	ug/mL
-----				

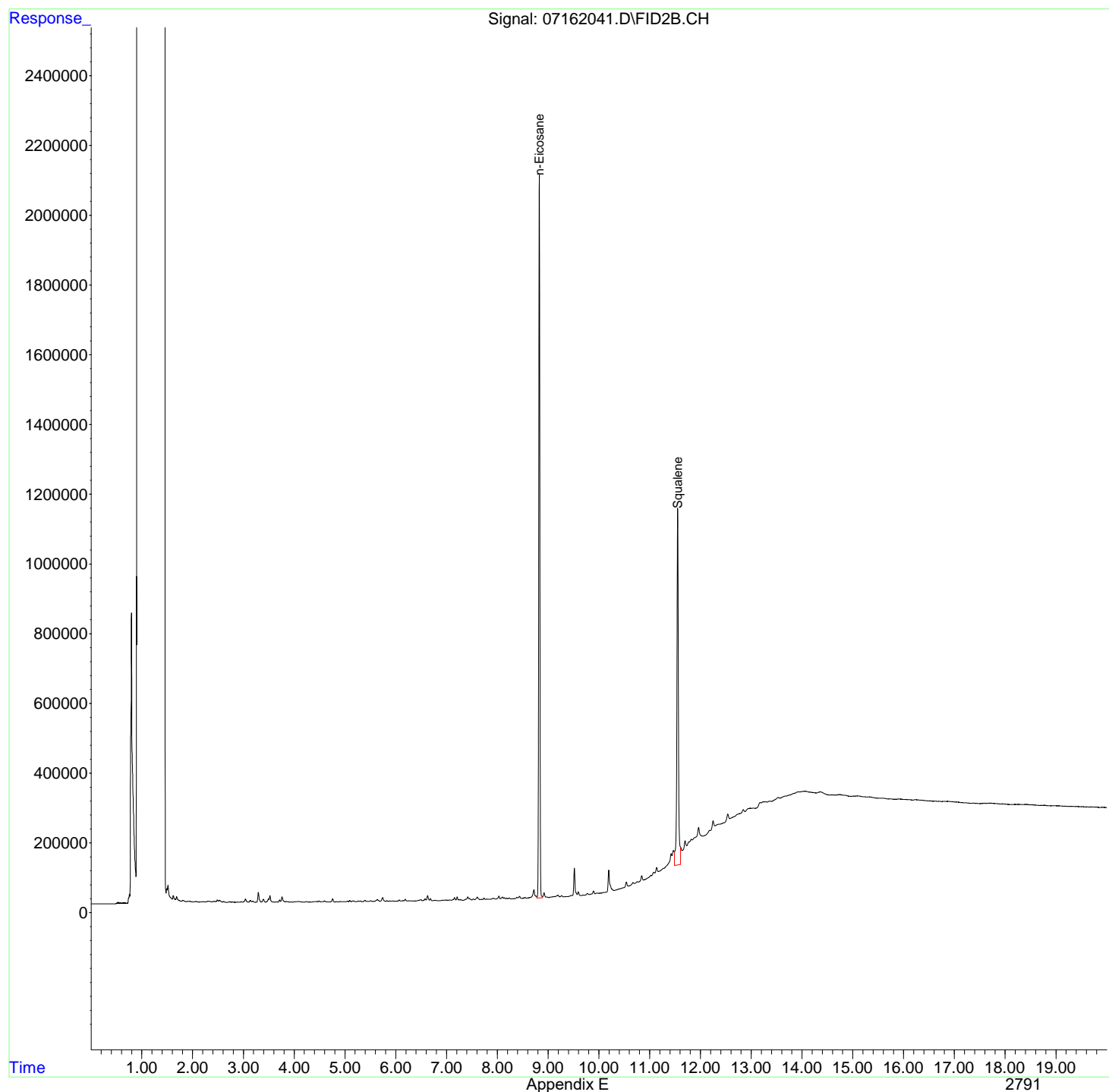
(f)=RT Delta > 1/2 Window

(m)=manual int.

Data Path : R:\2\DATA\071620\  
Data File : 07162041.D  
Signal(s) : FID2B.CH  
Acq On : 17 Jul 2020 5:04 am  
Operator : GCSVOC-Dhiren  
Sample : CCB-071620B  
Misc :  
ALS Vial : 2 Sample Multiplier: 1

Integration File: EVENTS.E  
Quant Time: Jul 17 11:55:05 2020  
Quant Method : Z:\HPCHEM\2\METHODS\022820DRO-ORO.M  
Quant Title : DRO-ORO 09-09-15 DRO/ORO  
QLast Update : Fri Feb 28 16:32:12 2020  
Response via : Initial Calibration  
Integrator: ChemStation 6890 Scale Mode: Large solvent peaks clipped

Volume Inj. :  
Signal Phase :  
Signal Info :



Data Path : R:\2\DATA\071620\  
 Data File : 07162042.D  
 Signal(s) : FID2B.CH  
 Acq On : 17 Jul 2020 5:31 am  
 Operator : GCSVOC-Dhiren  
 Sample : CCV-DRO-071620B  
 Misc :  
 ALS Vial : 4 Sample Multiplier: 1

Integration File: EVENTS.E  
 Quant Time: Jul 17 11:56:34 2020  
 Quant Method : Z:\HPCHEM\2\METHODS\022820DRO-ORO.M  
 Quant Title : DRO-ORO 09-09-15 DRO/ORO  
 QLast Update : Fri Feb 28 16:32:12 2020  
 Response via : Initial Calibration  
 Integrator: ChemStation 6890 Scale Mode: Large solvent peaks clipped

Volume Inj. :  
 Signal Phase :  
 Signal Info :

Min. RRF : 0.000 Min. Rel. Area : 50% Max. R.T. Dev 0.50min  
 Max. RRF Dev : 15% Max. Rel. Area : 150%

	Compound	Amount	Calc.	%Dev	Area%	Dev (Min)
1 H	DRO C10-C20	1000.000	962.363	3.8	0	0.00
2 H	DRO C10-C25	1000.000	919.388	8.1	0	0.00
3 H	DRO C10-C28	1000.000	875.064	12.5	0	0.00
5 H1	ORO C20-C34	1000.000	-92.904	109.3#	0	-9.23#
6 H1	ORO C25-C36	1000.000	-102.627	110.3#	0	-10.70#
7 H1	DRO C10-C36	1000.000	1000.398	-0.0	0	0.00
8 S1	Squalene	20.000	16.433	17.8#	0	0.00

Evaluate Continuing Calibration Report - Not Finds

4 S	n-Eicosane	10.000	0.000	100.0#	0	-8.83#
5 H1	ORO C20-C34	1000.000	-92.904	109.3#	0	-9.23#
6 H1	ORO C25-C36	1000.000	-102.627	110.3#	0	-10.70#

(#) = Out of Range

SPCC's out = 0 CCC's out = 0

Data Path : R:\2\DATA\071620\  
 Data File : 07162042.D  
 Signal(s) : FID2B.CH  
 Acq On : 17 Jul 2020 5:31 am  
 Operator : GCSVOC-Dhiren  
 Sample : CCV-DRO-071620B  
 Misc :  
 ALS Vial : 4 Sample Multiplier: 1

Integration File: EVENTS.E  
 Quant Time: Jul 17 11:56:34 2020  
 Quant Method : Z:\HPCHEM\2\METHODS\022820DRO-ORO.M  
 Quant Title : DRO-ORO 09-09-15 DRO/ORO  
 QLast Update : Fri Feb 28 16:32:12 2020  
 Response via : Initial Calibration  
 Integrator: ChemStation 6890 Scale Mode: Large solvent peaks clipped

Volume Inj. :  
 Signal Phase :  
 Signal Info :

Compound	R.T.	Response	Conc	Units
-----				
System Monitoring Compounds				
4) S n-Eicosane	0.000	0	N.D.	ug/mL
8) S1 Squalene	11.551	27163819	16.433	ug/mLm
Target Compounds				
1) H DRO C10-C20	5.050	1457022878	962.363	ug/mLm
2) H DRO C10-C25	5.150	1618847640	919.388	ug/mLm
3) H DRO C10-C28	6.850	1586853917	875.064	ug/mLm
5) H1 ORO C20-C34	0.000	0	N.D.	ug/mL
6) H1 ORO C25-C36	0.000	0	N.D.	ug/mL
7) H1 DRO C10-C36	8.400	1925663819	1000.398	ug/mLm
-----				

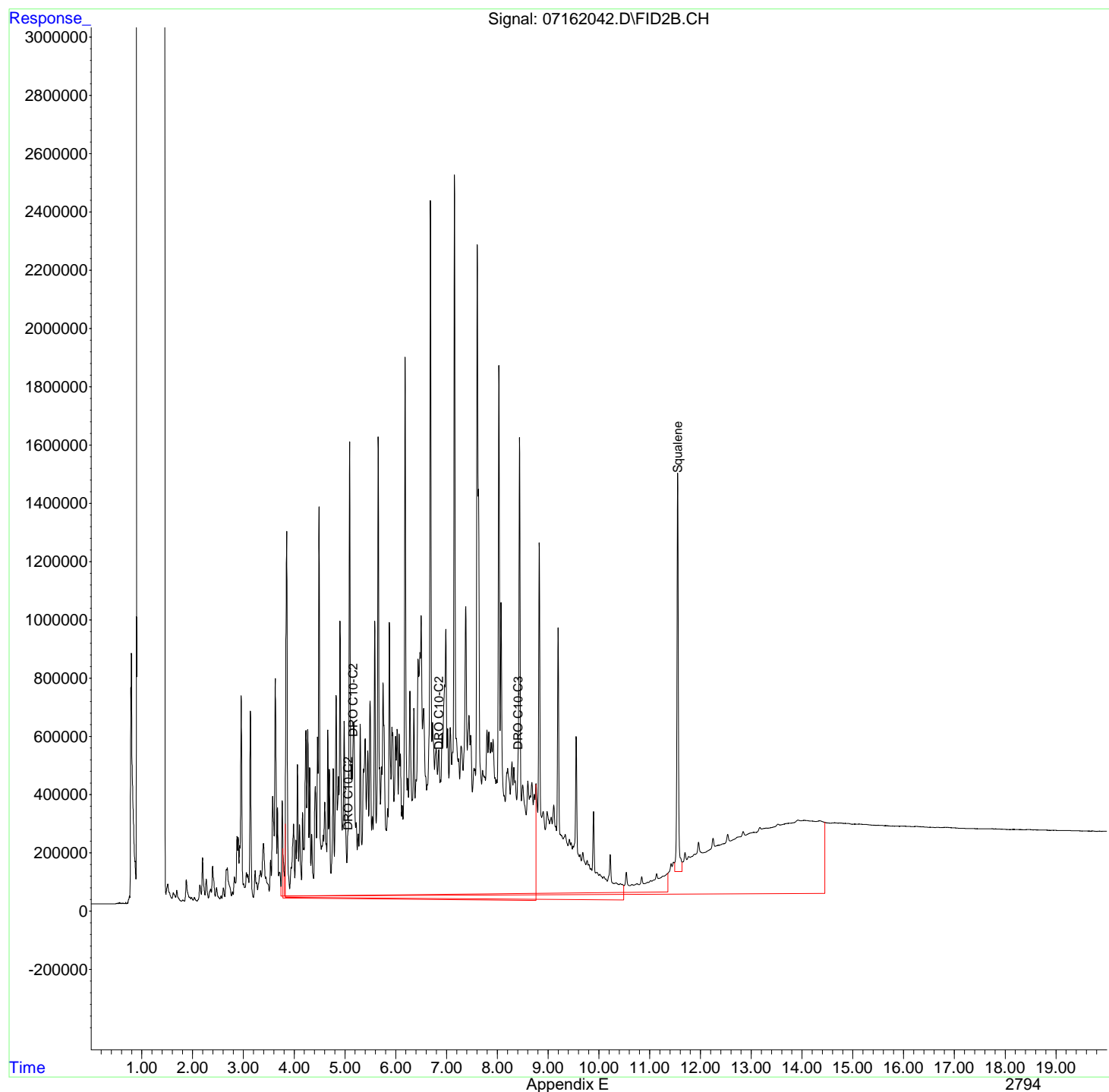
(f)=RT Delta > 1/2 Window

(m)=manual int.

Data Path : R:\2\DATA\071620\  
Data File : 07162042.D  
Signal(s) : FID2B.CH  
Acq On : 17 Jul 2020 5:31 am  
Operator : GCSVOC-Dhiren  
Sample : CCV-DRO-071620B  
Misc :  
ALS Vial : 4 Sample Multiplier: 1

Integration File: EVENTS.E  
Quant Time: Jul 17 11:56:34 2020  
Quant Method : Z:\HPCHEM\2\METHODS\022820DRO-ORO.M  
Quant Title : DRO-ORO 09-09-15 DRO/ORO  
QLast Update : Fri Feb 28 16:32:12 2020  
Response via : Initial Calibration  
Integrator: ChemStation 6890 Scale Mode: Large solvent peaks clipped

Volume Inj. :  
Signal Phase :  
Signal Info :



Data Directory: R:\2\DATA\071720\

SampleName	MiscInfo	Vial	Multiplier	Injection Time
1) 0717200A.D PRIME		100	1.000	17 Jul 2020 8:40 am
2) 0717201B.D PRIME		100	1.000	17 Jul 2020 9:07 am
3) 0717202C.D PRIME		100	1.000	17 Jul 2020 9:34 am
4) 07172001.D RTX-071720		1	1.000	17 Jul 2020 10:01 am
5) 07172002.D CCB-071720		2	1.000	17 Jul 2020 10:28 am
6) 07172003.D CRQL-DRO-071720		3	1.000	17 Jul 2020 10:55 am
7) 07172004.D CCV-DRO-071720		4	1.000	17 Jul 2020 11:22 am
8) 07172005.D Rinse		5	1.000	17 Jul 2020 11:50 am
9) 07172006.D MB-52012		6	1.000	17 Jul 2020 12:17 pm
10) 07172007.D LCS-52012		7	1.000	17 Jul 2020 12:44 pm
11) 07172008.D LCSD-52012		8	1.000	17 Jul 2020 1:11 pm
12) 07172009.D 2006518-002A		9	1.000	17 Jul 2020 1:39 pm
13) 07172010.D 2006518-003A		10	1.000	17 Jul 2020 2:06 pm
14) 07172011.D 2006518-004A		11	1.000	17 Jul 2020 2:34 pm
15) 07172012.D 2006518-005A		12	1.000	17 Jul 2020 3:01 pm
16) 07172013.D 2006518-006A		13	1.000	17 Jul 2020 3:28 pm
17) 07172014.D 2006518-007A		14	1.000	17 Jul 2020 3:56 pm
18) 07172015.D 2006518-008A		15	1.000	17 Jul 2020 4:23 pm
19) 07172016.D 2006518-009A		16	1.000	17 Jul 2020 4:51 pm
20) 07172017.D 2006518-010A		17	1.000	17 Jul 2020 5:19 pm
21) 07172018.D 2006518-012A		18	1.000	17 Jul 2020 5:46 pm

22) 07172019.D					
RINSE	5	1.000	17 Jul 2020	6:13	pm
-----					
23) 07172020.D					
RINSE	5	1.000	17 Jul 2020	6:41	pm
-----					
24) 07172021.D					
CCB-071720A	2	1.000	17 Jul 2020	7:08	pm
-----					
25) 07172022.D					
CCV-DRO-071720A	4	1.000	17 Jul 2020	7:36	pm
-----					
26) 07172023.D					
2006518-013A	Data not used	19	1.000	17 Jul 2020	8:03 pm
-----					
27) 07172024.D					
2006518-014A	Data not used	20	1.000	17 Jul 2020	8:31 pm
-----					
28) 07172025.D					
2006518-015A	Data not used	21	1.000	17 Jul 2020	8:58 pm
-----					
29) 07172026.D					
2006518-015AMS	Data not used	22	1.000	17 Jul 2020	9:26 pm
-----					
30) 07172027.D					
2006518-015AMSD	Data not used	23	1.000	17 Jul 2020	9:53 pm
-----					
31) 07172028.D					
2006518-016A	Data not used	24	1.000	17 Jul 2020	10:21 pm
-----					
32) 07172029.D					
2006518-017A	Data not used	25	1.000	17 Jul 2020	10:48 pm
-----					
33) 07172030.D					
2006518-018A	Data not used	26	1.000	17 Jul 2020	11:15 pm
-----					
34) 07172031.D					
2006518-019A	Data not used	27	1.000	17 Jul 2020	11:43 pm
-----					
35) 07172032.D					
2006518-020A	Data not used	28	1.000	18 Jul 2020	12:10 am
-----					
36) 07172033.D					
2006518-021A	Data not used	29	1.000	18 Jul 2020	12:37 am
-----					
37) 07172034.D	Ending ccv not run due to Malfunction				
2006518-011A	Data not used	30	1.000	18 Jul 2020	1:05 am
-----					



Data Path : R:\2\DATA\071720\  
 Data File : 07172001.D  
 Signal(s) : FID2B.CH  
 Acq On : 17 Jul 2020 10:01 am  
 Operator : GCSVOC-Dhiren  
 Sample : RTX-071720  
 Misc :  
 ALS Vial : 1 Sample Multiplier: 1

Integration File: EVENTS.E  
 Quant Time: Jul 17 11:37:33 2020  
 Quant Method : Z:\HPCHEM\2\METHODS\C10-40.M  
 Quant Title : Rentention Time C8-40  
 QLast Update : Wed Dec 18 10:37:38 2019  
 Response via : Initial Calibration  
 Integrator: ChemStation 6890 Scale Mode: Large solvent peaks clipped

Volume Inj. :  
 Signal Phase :  
 Signal Info :

	Compound	R.T.	Response	Conc Units
-----				
Target	Compounds			
1)	C8	2.388	188122052	2.298 ug/mL
2)	C10	3.835	185074250	156.185 ug/mL
3)	C12	5.089	186224138	161.677 ug/mL
4)	C14	6.182	187473833	165.275 ug/mL
5)	C16	7.154	191369447	172.193 ug/mL
6)	C18	8.029	196163730	177.743 ug/mL
7)	C20	8.825	198626738	179.510 ug/mL
8)	C22	9.552	199705737	177.040 ug/mL
9)	C24	10.223	195690056	168.941 ug/mL
10)	C25	10.539	176019388	169.210 ug/mL
11)	C26	10.843	184806626	154.574 ug/mL
12)	C28	11.420	159804496	128.737 ug/mL
13)	C30	11.963	125585815	101.121 ug/mL
14)	C32	12.536	88585588	74.464 ug/mL
15)	C34	13.166	60134570	54.376 ug/mL
16)	C36	13.914	39587922	42.948 ug/mL
17)	C38	14.884	26928054	38.254 ug/mL
18)	C40	16.268f	22653012	44.116 ug/mL
-----				

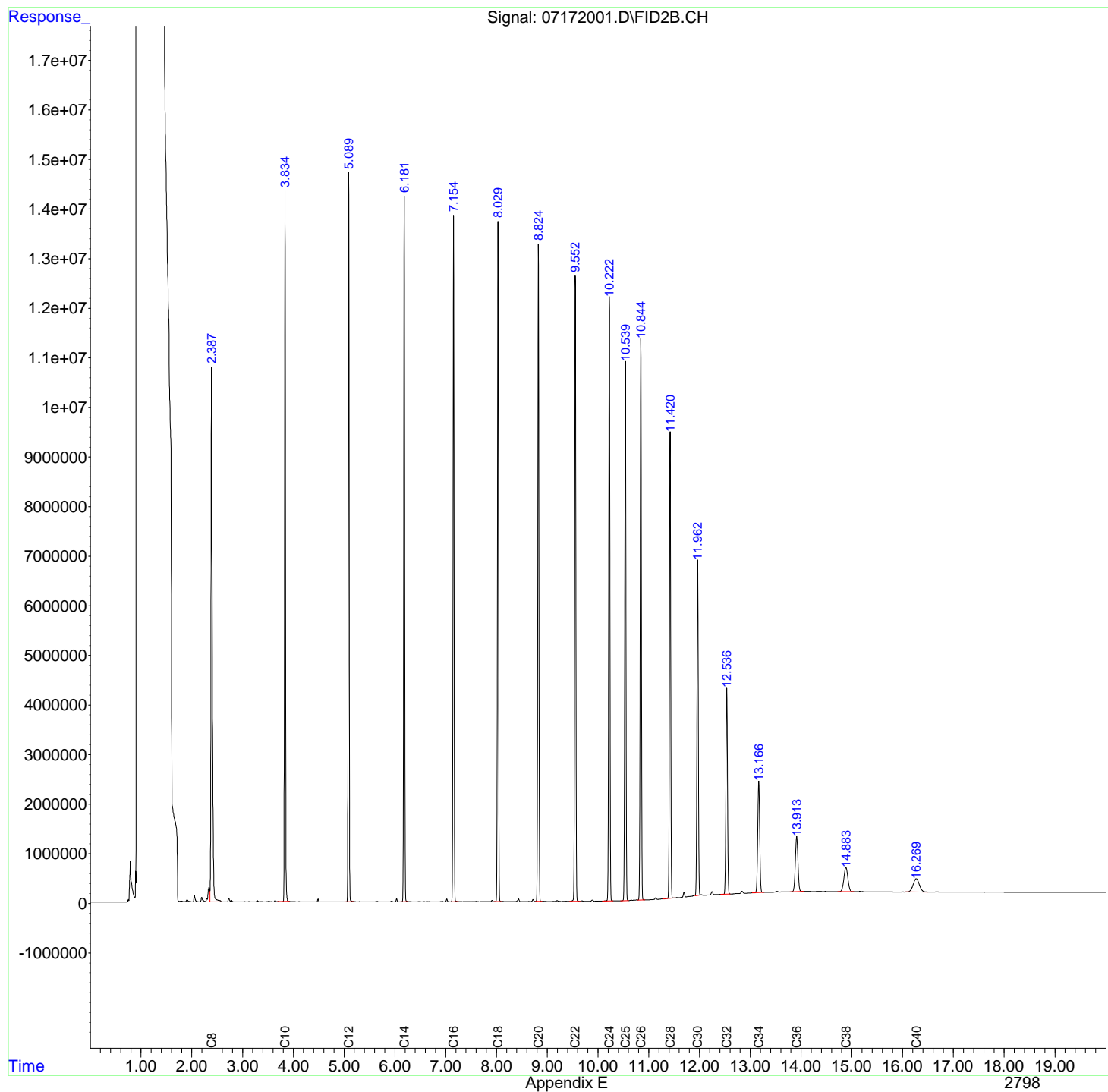
(f)=RT Delta > 1/2 Window

(m)=manual int.

Data Path : R:\2\DATA\071720\  
Data File : 07172001.D  
Signal(s) : FID2B.CH  
Acq On : 17 Jul 2020 10:01 am  
Operator : GCSVOC-Dhiren  
Sample : RTX-071720  
Misc :  
ALS Vial : 1 Sample Multiplier: 1

Integration File: EVENTS.E  
Quant Time: Jul 17 11:37:33 2020  
Quant Method : Z:\HPCHEM\2\METHODS\C10-40.M  
Quant Title : Rentention Time C8-40  
QLast Update : Wed Dec 18 10:37:38 2019  
Response via : Initial Calibration  
Integrator: ChemStation 6890 Scale Mode: Large solvent peaks clipped

Volume Inj. :  
Signal Phase :  
Signal Info :



Data Path : R:\2\DATA\071720\  
 Data File : 07172002.D  
 Signal(s) : FID2B.CH  
 Acq On : 17 Jul 2020 10:28 am  
 Operator : GCSVOC-Dhiren  
 Sample : CCB-071720  
 Misc :  
 ALS Vial : 2 Sample Multiplier: 1

Integration File: EVENTS.E  
 Quant Time: Jul 17 11:38:23 2020  
 Quant Method : Z:\HPCHEM\2\METHODS\022820DRO-ORO.M  
 Quant Title : DRO-ORO 09-09-15 DRO/ORO  
 QLast Update : Fri Feb 28 16:32:12 2020  
 Response via : Initial Calibration  
 Integrator: ChemStation 6890 Scale Mode: Large solvent peaks clipped

Volume Inj. :  
 Signal Phase :  
 Signal Info :

Compound	R.T.	Response	Conc	Units
-----				
System Monitoring Compounds				
4) S n-Eicosane	8.825	34386656	17.918	ug/mL
8) S1 Squalene	11.550	21657248	12.949	ug/mL
Target Compounds				
1) H DRO C10-C20	0.000	0	N.D.	ug/mL
2) H DRO C10-C25	0.000	0	N.D.	ug/mL
3) H DRO C10-C28	0.000	0	N.D.	ug/mL
5) H1 ORO C20-C34	0.000	0	N.D.	ug/mL
6) H1 ORO C25-C36	0.000	0	N.D.	ug/mL
7) H1 DRO C10-C36	0.000	0	N.D.	ug/mL
-----				

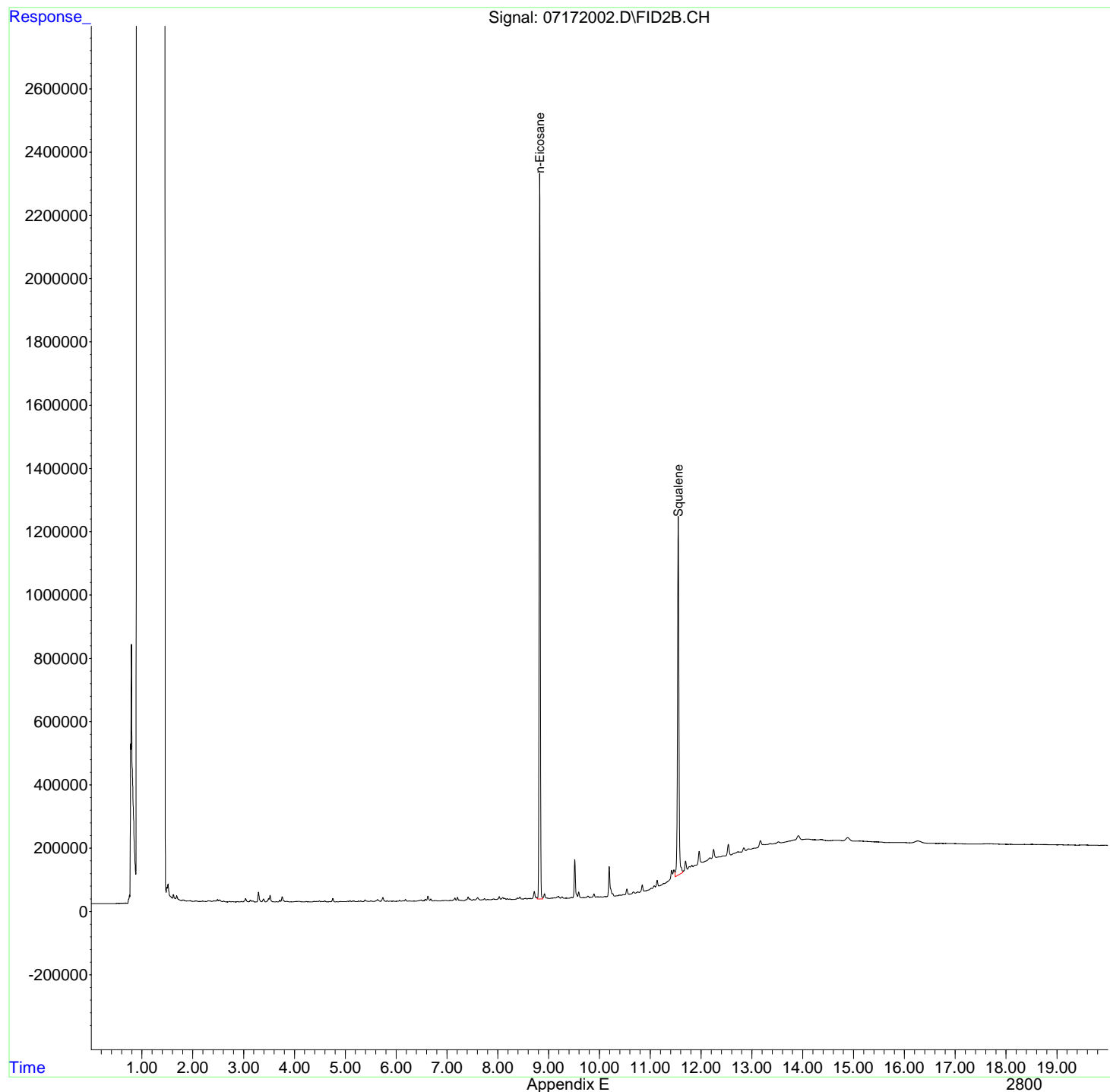
(f)=RT Delta > 1/2 Window

(m)=manual int.

Data Path : R:\2\DATA\071720\  
Data File : 07172002.D  
Signal(s) : FID2B.CH  
Acq On : 17 Jul 2020 10:28 am  
Operator : GCSVOC-Dhiren  
Sample : CCB-071720  
Misc :  
ALS Vial : 2 Sample Multiplier: 1

Integration File: EVENTS.E  
Quant Time: Jul 17 11:38:23 2020  
Quant Method : Z:\HPCHEM\2\METHODS\022820DRO-ORO.M  
Quant Title : DRO-ORO 09-09-15 DRO/ORO  
QLast Update : Fri Feb 28 16:32:12 2020  
Response via : Initial Calibration  
Integrator: ChemStation 6890 Scale Mode: Large solvent peaks clipped

Volume Inj. :  
Signal Phase :  
Signal Info :



Data Path : R:\2\DATA\071720\  
 Data File : 07172003.D  
 Signal(s) : FID2B.CH  
 Acq On : 17 Jul 2020 10:55 am  
 Operator : GCSVOC-Dhiren  
 Sample : CRQL-DRO-071720  
 Misc :  
 ALS Vial : 3 Sample Multiplier: 1

Integration File: EVENTS.E  
 Quant Time: Jul 21 09:23:54 2020  
 Quant Method : Z:\HPCHEM\2\METHODS\022820DRO-ORO.M  
 Quant Title : DRO-ORO 09-09-15 DRO/ORO  
 QLast Update : Fri Feb 28 16:32:12 2020  
 Response via : Initial Calibration  
 Integrator: ChemStation 6890 Scale Mode: Large solvent peaks clipped

Volume Inj. :  
 Signal Phase :  
 Signal Info :

Compound	R.T.	Response	Conc Units
-----			
System Monitoring Compounds			
4) S n-Eicosane	0.000	0	N.D. ug/mL
8) S1 Squalene	11.549	3575151	1.507 ug/mLm
Target Compounds			
1) H DRO C10-C20	5.050	89385026	43.723 ug/mLm
2) H DRO C10-C25	5.150	109667978	50.904 ug/mLm
3) H DRO C10-C28	6.850	129661297	54.149 ug/mLm
5) H1 ORO C20-C34	0.000	0	N.D. ug/mL
6) H1 ORO C25-C36	0.000	0	N.D. ug/mL
7) H1 DRO C10-C36	0.000	0	N.D. ug/mL
-----			

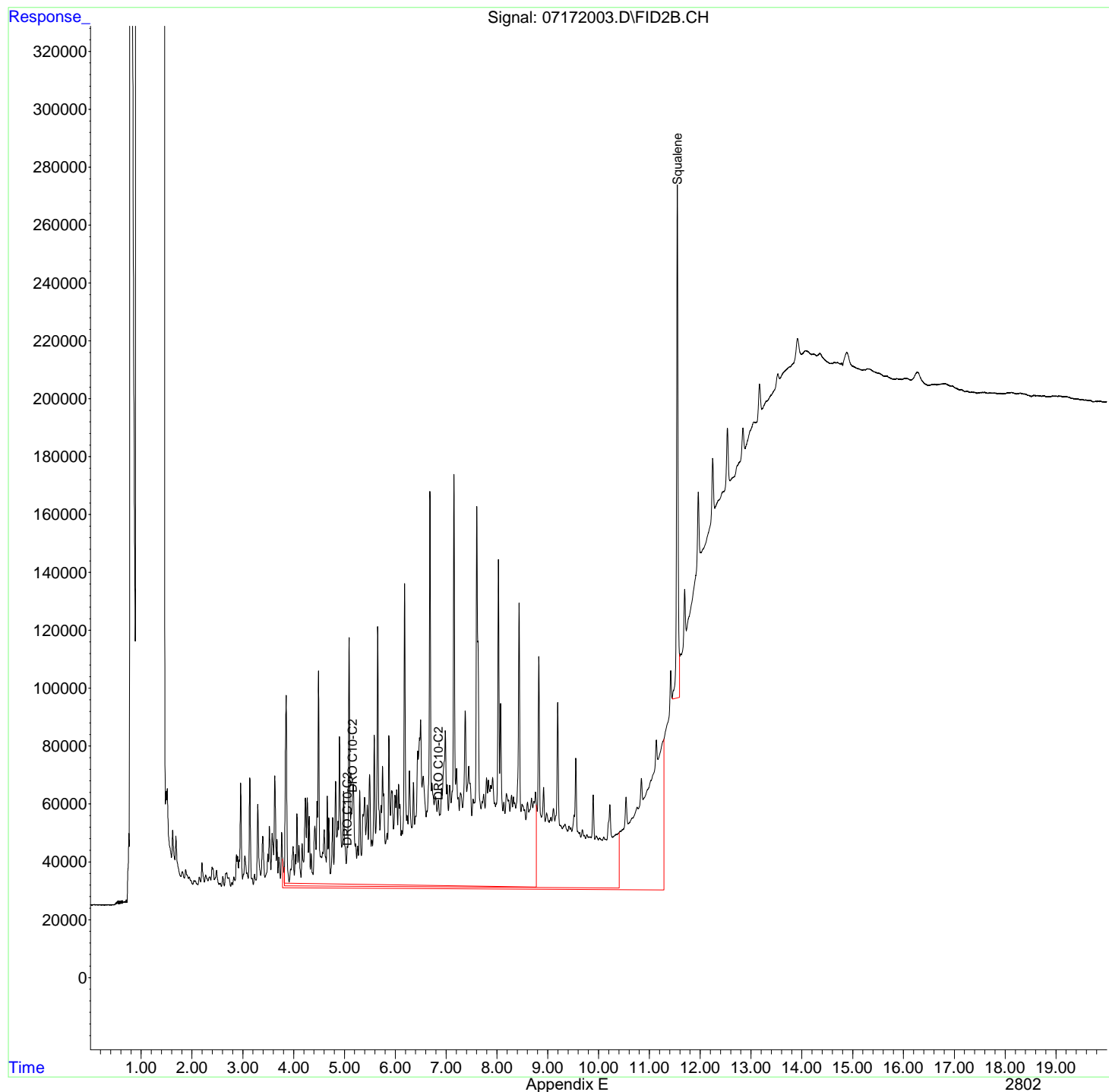
(f)=RT Delta > 1/2 Window

(m)=manual int.

Data Path : R:\2\DATA\071720\  
Data File : 07172003.D  
Signal(s) : FID2B.CH  
Acq On : 17 Jul 2020 10:55 am  
Operator : GCSVOC-Dhiren  
Sample : CRQL-DRO-071720  
Misc :  
ALS Vial : 3 Sample Multiplier: 1

Integration File: EVENTS.E  
Quant Time: Jul 21 09:23:54 2020  
Quant Method : Z:\HPCHEM\2\METHODS\022820DRO-ORO.M  
Quant Title : DRO-ORO 09-09-15 DRO/ORO  
QLast Update : Fri Feb 28 16:32:12 2020  
Response via : Initial Calibration  
Integrator: ChemStation 6890 Scale Mode: Large solvent peaks clipped

Volume Inj. :  
Signal Phase :  
Signal Info :



Data Path : R:\2\DATA\071720\  
 Data File : 07172004.D  
 Signal(s) : FID2B.CH  
 Acq On : 17 Jul 2020 11:22 am  
 Operator : GCSVOC-Dhiren  
 Sample : CCV-DRO-071720  
 Misc :  
 ALS Vial : 4 Sample Multiplier: 1

Integration File: EVENTS.E  
 Quant Time: Jul 21 09:25:07 2020  
 Quant Method : Z:\HPCHEM\2\METHODS\022820DRO-ORO.M  
 Quant Title : DRO-ORO 09-09-15 DRO/ORO  
 QLast Update : Fri Feb 28 16:32:12 2020  
 Response via : Initial Calibration  
 Integrator: ChemStation 6890 Scale Mode: Large solvent peaks clipped

Volume Inj. :  
 Signal Phase :  
 Signal Info :

Min. RRF : 0.000 Min. Rel. Area : 50% Max. R.T. Dev 0.50min  
 Max. RRF Dev : 15% Max. Rel. Area : 150%

	Compound	Amount	Calc.	%Dev	Area%	Dev (Min)
1 H	DRO C10-C20	1000.000	1057.362	-5.7	0	0.00
2 H	DRO C10-C25	1000.000	1051.462	-5.1	0	0.00
3 H	DRO C10-C28	1000.000	1056.071	-5.6	0	0.00
7 H1	DRO C10-C36	1000.000	1126.527	-12.7	0	0.00
8 S1	Squalene	20.000	18.939	5.3	0	0.00

Evaluate Continuing Calibration Report - Not Found

4 S	n-Eicosane	10.000	0.000	100.0#	0	-8.83#
5 H1	ORO C20-C34	1000.000	0.000	100.0#	0	-9.23#
6 H1	ORO C25-C36	1000.000	0.000	100.0#	0	-10.70#

(#) = Out of Range

SPCC's out = 0 CCC's out = 0

Data Path : R:\2\DATA\071720\  
 Data File : 07172004.D  
 Signal(s) : FID2B.CH  
 Acq On : 17 Jul 2020 11:22 am  
 Operator : GCSVOC-Dhiren  
 Sample : CCV-DRO-071720  
 Misc :  
 ALS Vial : 4 Sample Multiplier: 1

Integration File: EVENTS.E  
 Quant Time: Jul 21 09:25:07 2020  
 Quant Method : Z:\HPCHEM\2\METHODS\022820DRO-ORO.M  
 Quant Title : DRO-ORO 09-09-15 DRO/ORO  
 QLast Update : Fri Feb 28 16:32:12 2020  
 Response via : Initial Calibration  
 Integrator: ChemStation 6890 Scale Mode: Large solvent peaks clipped

Volume Inj. :  
 Signal Phase :  
 Signal Info :

Compound	R.T.	Response	Conc	Units
-----				
System Monitoring Compounds				
4) S n-Eicosane	0.000	0	N.D.	ug/mL
8) S1 Squalene	11.550	31124203	18.939	ug/mL
Target Compounds				
1) H DRO C10-C20	5.050	1598454229	1057.362	ug/mLm
2) H DRO C10-C25	5.150	1848354638	1051.462	ug/mLm
3) H DRO C10-C28	6.850	1908156749	1056.071	ug/mLm
5) H1 ORO C20-C34	0.000	0	N.D.	ug/mL
6) H1 ORO C25-C36	0.000	0	N.D.	ug/mL
7) H1 DRO C10-C36	8.400	2144090565	1126.527	ug/mLm
-----				

(f)=RT Delta > 1/2 Window

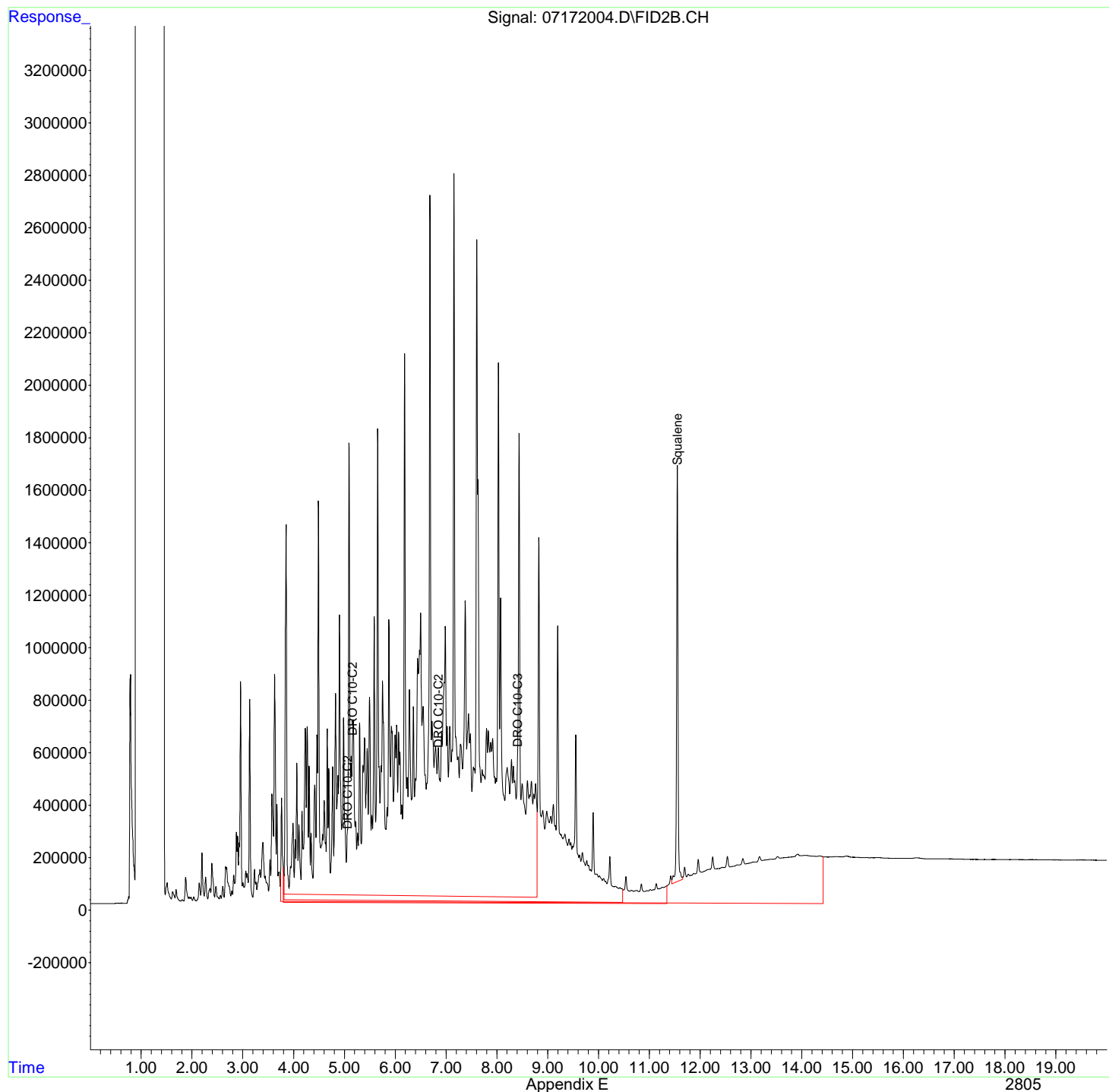
(m)=manual int.



Data Path : R:\2\DATA\071720\  
Data File : 07172004.D  
Signal(s) : FID2B.CH  
Acq On : 17 Jul 2020 11:22 am  
Operator : GCSVOC-Dhiren  
Sample : CCV-DRO-071720  
Misc :  
ALS Vial : 4 Sample Multiplier: 1

Integration File: EVENTS.E  
Quant Time: Jul 21 09:25:07 2020  
Quant Method : Z:\HPCHEM\2\METHODS\022820DRO-ORO.M  
Quant Title : DRO-ORO 09-09-15 DRO/ORO  
QLast Update : Fri Feb 28 16:32:12 2020  
Response via : Initial Calibration  
Integrator: ChemStation 6890 Scale Mode: Large solvent peaks clipped

Volume Inj. :  
Signal Phase :  
Signal Info :



Data Path : R:\2\DATA\071720\  
 Data File : 07172006.D  
 Signal(s) : FID2B.CH  
 Acq On : 17 Jul 2020 12:17 pm  
 Operator : GCSVOC-Dhiren  
 Sample : MB-52012  
 Misc :  
 ALS Vial : 6 Sample Multiplier: 1

Integration File: EVENTS.E  
 Quant Time: Jul 17 13:10:16 2020  
 Quant Method : Z:\HPCHEM\2\METHODS\022820DRO-ORO.M  
 Quant Title : DRO-ORO 09-09-15 DRO/ORO  
 QLast Update : Fri Feb 28 16:32:12 2020  
 Response via : Initial Calibration  
 Integrator: ChemStation 6890 Scale Mode: Large solvent peaks clipped

Volume Inj. :  
 Signal Phase :  
 Signal Info :

Compound	R.T.	Response	Conc	Units
-----				
System Monitoring Compounds				
4) S n-Eicosane	8.826	31633258	16.435	ug/mL
8) S1 Squalene	11.551	25501452	15.381	ug/mL
Target Compounds				
1) H DRO C10-C20	0.000	0	N.D.	ug/mL
2) H DRO C10-C25	0.000	0	N.D.	ug/mL
3) H DRO C10-C28	0.000	0	N.D.	ug/mL
5) H1 ORO C20-C34	0.000	0	N.D.	ug/mL
6) H1 ORO C25-C36	0.000	0	N.D.	ug/mL
7) H1 DRO C10-C36	0.000	0	N.D.	ug/mL
-----				

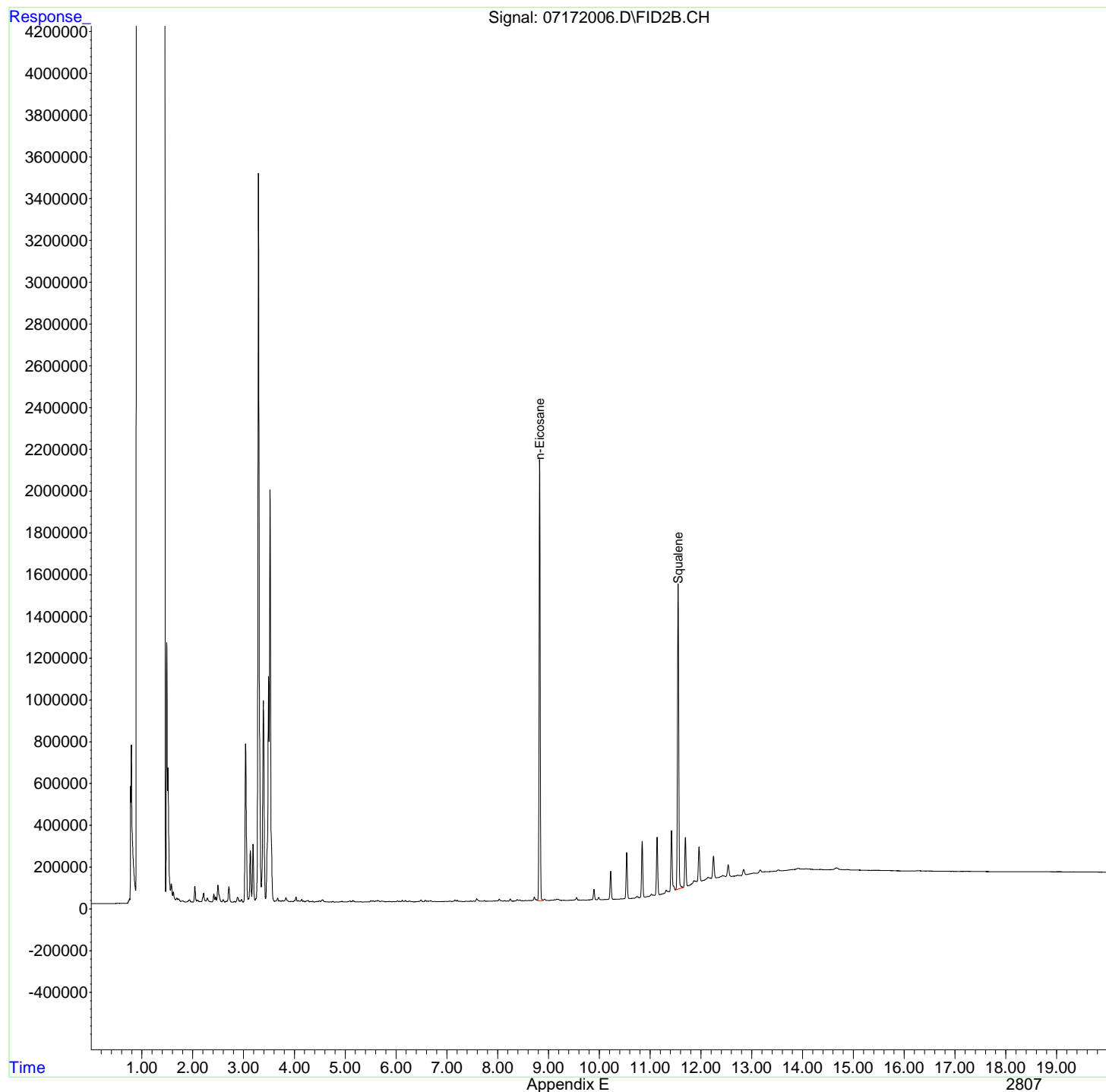
(f)=RT Delta > 1/2 Window

(m)=manual int.

Data Path : R:\2\DATA\071720\  
Data File : 07172006.D  
Signal(s) : FID2B.CH  
Acq On : 17 Jul 2020 12:17 pm  
Operator : GCSVOC-Dhiren  
Sample : MB-52012  
Misc :  
ALS Vial : 6 Sample Multiplier: 1

Integration File: EVENTS.E  
Quant Time: Jul 17 13:10:16 2020  
Quant Method : Z:\HPCHEM\2\METHODS\022820DRO-ORO.M  
Quant Title : DRO-ORO 09-09-15 DRO/ORO  
QLast Update : Fri Feb 28 16:32:12 2020  
Response via : Initial Calibration  
Integrator: ChemStation 6890 Scale Mode: Large solvent peaks clipped

Volume Inj. :  
Signal Phase :  
Signal Info :



Data Path : R:\2\DATA\071720\  
 Data File : 07172007.D  
 Signal(s) : FID2B.CH  
 Acq On : 17 Jul 2020 12:44 pm  
 Operator : GCSVOC-Dhiren  
 Sample : LCS-52012  
 Misc :  
 ALS Vial : 7 Sample Multiplier: 1

Integration File: EVENTS.E  
 Quant Time: Jul 21 09:26:46 2020  
 Quant Method : Z:\HPCHEM\2\METHODS\022820DRO-ORO.M  
 Quant Title : DRO-ORO 09-09-15 DRO/ORO  
 QLast Update : Fri Feb 28 16:32:12 2020  
 Response via : Initial Calibration  
 Integrator: ChemStation 6890 Scale Mode: Large solvent peaks clipped

Volume Inj. :  
 Signal Phase :  
 Signal Info :

Compound	R.T.	Response	Conc Units
-----			
System Monitoring Compounds			
4) S n-Eicosane	8.826	36714367	19.171 ug/mLm
8) S1 Squalene	11.551	23381488	14.040 ug/mLm
Target Compounds			
1) H DRO C10-C20	5.050	755501992	491.152 ug/mLm
2) H DRO C10-C25	5.150	962579071	541.727 ug/mLm
3) H DRO C10-C28	6.850	1106919617	604.691 ug/mLm
5) H1 ORO C20-C34	9.230	743431448	600.291 ug/mLm
6) H1 ORO C25-C36	10.700	641215632	400.389 ug/mLm
7) H1 DRO C10-C36	0.000	0	N.D. ug/mL
-----			

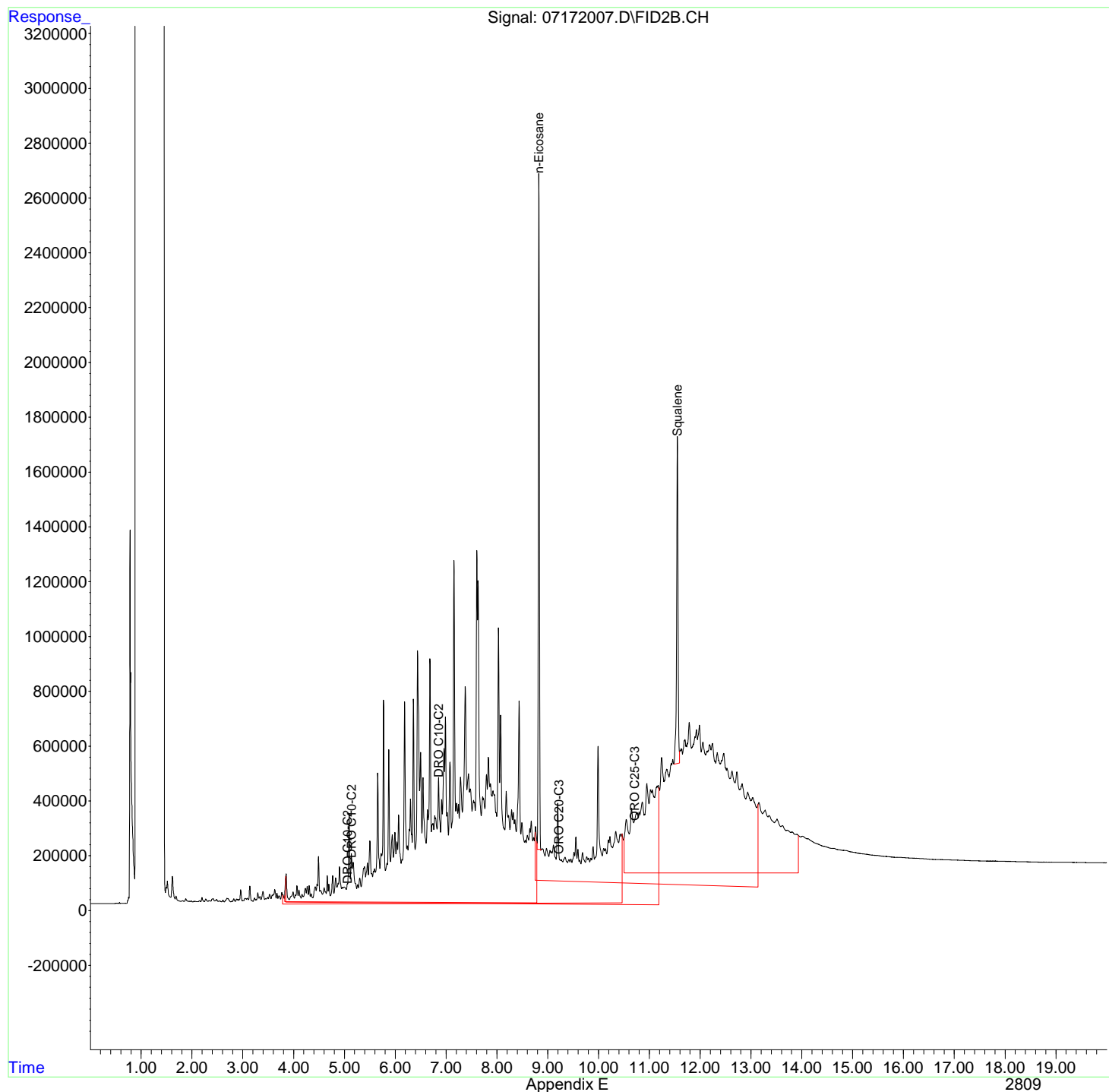
(f)=RT Delta > 1/2 Window

(m)=manual int.

Data Path : R:\2\DATA\071720\  
Data File : 07172007.D  
Signal(s) : FID2B.CH  
Acq On : 17 Jul 2020 12:44 pm  
Operator : GCSVOC-Dhiren  
Sample : LCS-52012  
Misc :  
ALS Vial : 7 Sample Multiplier: 1

Integration File: EVENTS.E  
Quant Time: Jul 21 09:26:46 2020  
Quant Method : Z:\HPCHEM\2\METHODS\022820DRO-ORO.M  
Quant Title : DRO-ORO 09-09-15 DRO/ORO  
QLast Update : Fri Feb 28 16:32:12 2020  
Response via : Initial Calibration  
Integrator: ChemStation 6890 Scale Mode: Large solvent peaks clipped

Volume Inj. :  
Signal Phase :  
Signal Info :



Data Path : R:\2\DATA\071720\  
 Data File : 07172008.D  
 Signal(s) : FID2B.CH  
 Acq On : 17 Jul 2020 1:11 pm  
 Operator : GCSVOC-Dhiren  
 Sample : LCSD-52012  
 Misc :  
 ALS Vial : 8 Sample Multiplier: 1

Integration File: EVENTS.E  
 Quant Time: Jul 21 09:30:02 2020  
 Quant Method : Z:\HPCHEM\2\METHODS\022820DRO-ORO.M  
 Quant Title : DRO-ORO 09-09-15 DRO/ORO  
 QLast Update : Fri Feb 28 16:32:12 2020  
 Response via : Initial Calibration  
 Integrator: ChemStation 6890 Scale Mode: Large solvent peaks clipped

Volume Inj. :  
 Signal Phase :  
 Signal Info :

Compound	R.T.	Response	Conc Units
-----			
System Monitoring Compounds			
4) S n-Eicosane	8.825	36076080	18.828 ug/mLm
8) S1 Squalene	11.550	21512246	12.857 ug/mLm
Target Compounds			
1) H DRO C10-C20	5.050	776778620	505.444 ug/mLm
2) H DRO C10-C25	5.150	910233400	511.604 ug/mLm
3) H DRO C10-C28	6.850	1050898479	573.131 ug/mLm
5) H1 ORO C20-C34	9.230	674735587	536.331 ug/mLm
6) H1 ORO C25-C36	10.700	651784693	408.666 ug/mLm
7) H1 DRO C10-C36	0.000	0	N.D. ug/mL
-----			

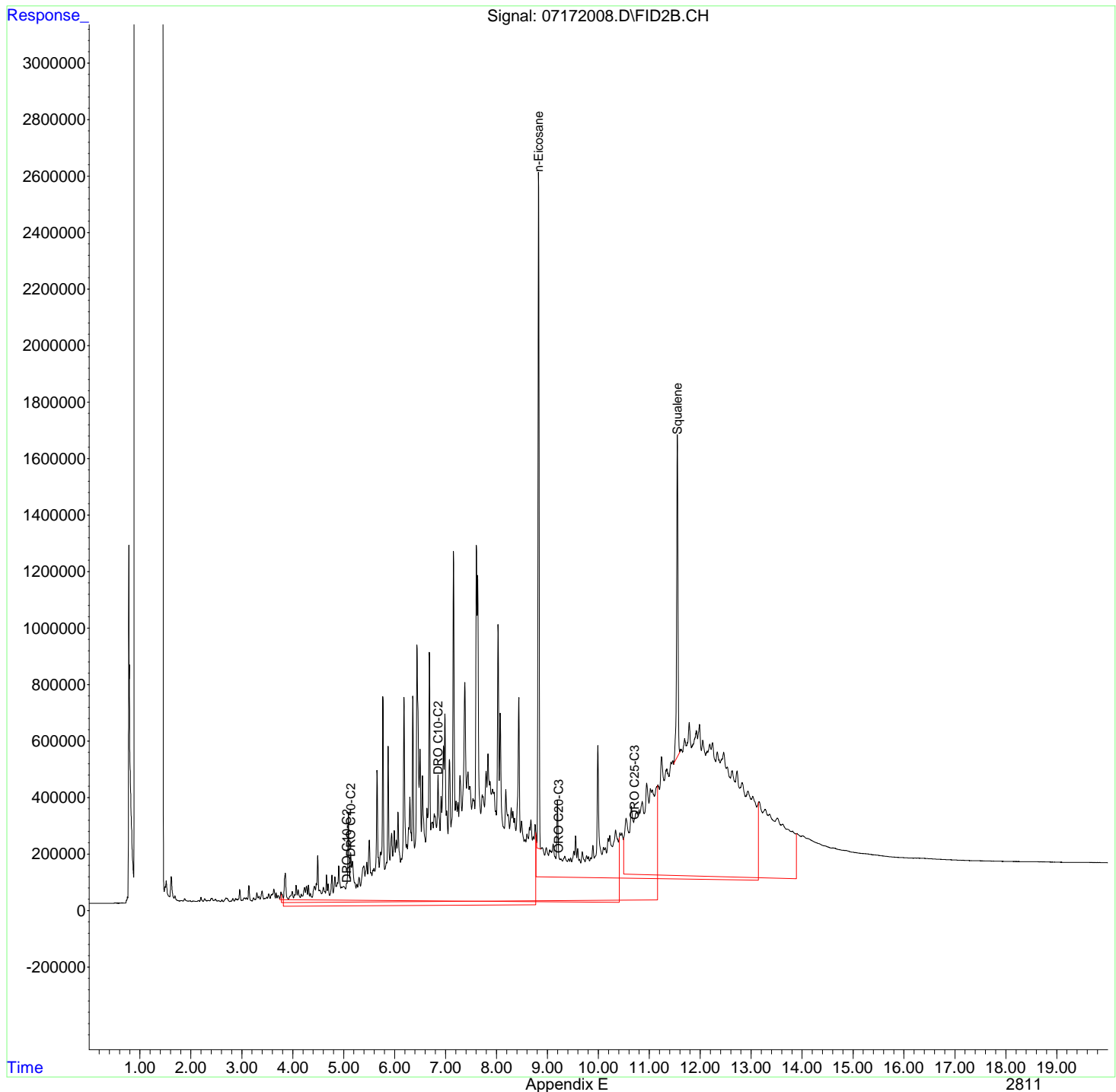
(f)=RT Delta > 1/2 Window

(m)=manual int.

Data Path : R:\2\DATA\071720\  
Data File : 07172008.D  
Signal(s) : FID2B.CH  
Acq On : 17 Jul 2020 1:11 pm  
Operator : GCSVOC-Dhiren  
Sample : LCSD-52012  
Misc :  
ALS Vial : 8 Sample Multiplier: 1

Integration File: EVENTS.E  
Quant Time: Jul 21 09:30:02 2020  
Quant Method : Z:\HPCHEM\2\METHODS\022820DRO-ORO.M  
Quant Title : DRO-ORO 09-09-15 DRO/ORO  
QLast Update : Fri Feb 28 16:32:12 2020  
Response via : Initial Calibration  
Integrator: ChemStation 6890 Scale Mode: Large solvent peaks clipped

Volume Inj. :  
Signal Phase :  
Signal Info :



Data Path : R:\2\DATA\071720\  
 Data File : 07172009.D  
 Signal(s) : FID2B.CH  
 Acq On : 17 Jul 2020 1:39 pm  
 Operator : GCSVOC-Dhiren  
 Sample : 2006518-002A  
 Misc :  
 ALS Vial : 9 Sample Multiplier: 1

Integration File: EVENTS.E  
 Quant Time: Jul 21 09:31:46 2020  
 Quant Method : Z:\HPCHEM\2\METHODS\022820DRO-ORO.M  
 Quant Title : DRO-ORO 09-09-15 DRO/ORO  
 QLast Update : Fri Feb 28 16:32:12 2020  
 Response via : Initial Calibration  
 Integrator: ChemStation 6890 Scale Mode: Large solvent peaks clipped

Volume Inj. :  
 Signal Phase :  
 Signal Info :

Compound	R.T.	Response	Conc	Units
-----				
System Monitoring Compounds				
4) S n-Eicosane	8.827	37382105	19.531	ug/mLm
8) S1 Squalene	11.554	30012163	18.235	ug/mLm
Target Compounds				
1) H DRO C10-C20	0.000	0	N.D.	ug/mL
2) H DRO C10-C25	0.000	0	N.D.	ug/mL
3) H DRO C10-C28	0.000	0	N.D.	ug/mL
5) H1 ORO C20-C34	9.230	6264573032	5740.778	ug/mLm
6) H1 ORO C25-C36	10.700	5956698950	4563.131	ug/mLm
7) H1 DRO C10-C36	0.000	0	N.D.	ug/mL
-----				

(f)=RT Delta > 1/2 Window

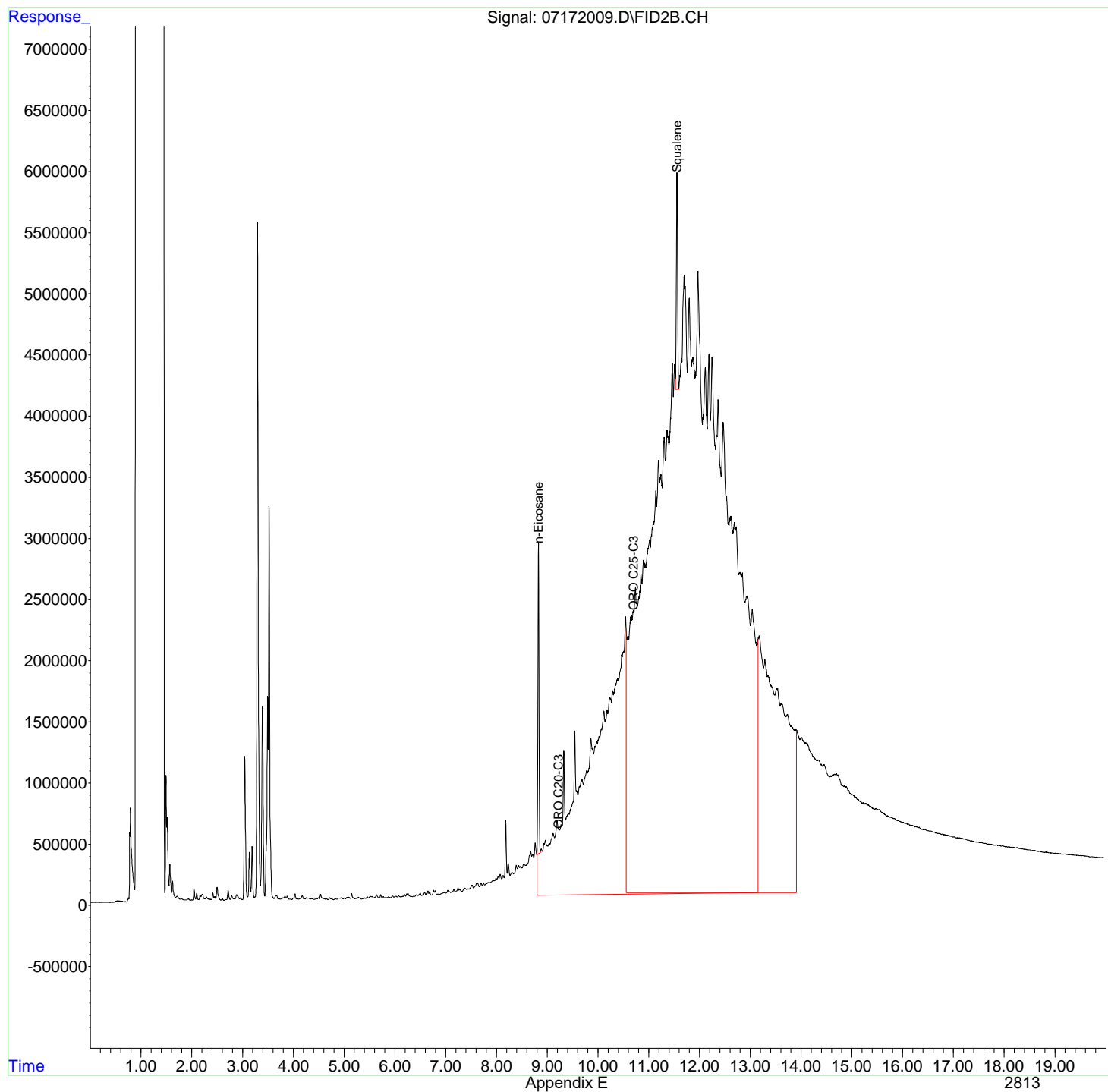
(m)=manual int.



Data Path : R:\2\DATA\071720\  
Data File : 07172009.D  
Signal(s) : FID2B.CH  
Acq On : 17 Jul 2020 1:39 pm  
Operator : GCSVOC-Dhiren  
Sample : 2006518-002A  
Misc :  
ALS Vial : 9 Sample Multiplier: 1

Integration File: EVENTS.E  
Quant Time: Jul 21 09:31:46 2020  
Quant Method : Z:\HPCHEM\2\METHODS\022820DRO-ORO.M  
Quant Title : DRO-ORO 09-09-15 DRO/ORO  
QLast Update : Fri Feb 28 16:32:12 2020  
Response via : Initial Calibration  
Integrator: ChemStation 6890 Scale Mode: Large solvent peaks clipped

Volume Inj. :  
Signal Phase :  
Signal Info :



Data Path : R:\2\DATA\071720\  
 Data File : 07172010.D  
 Signal(s) : FID2B.CH  
 Acq On : 17 Jul 2020 2:06 pm  
 Operator : GCSVOC-Dhiren  
 Sample : 2006518-003A  
 Misc :  
 ALS Vial : 10 Sample Multiplier: 1

Integration File: EVENTS.E  
 Quant Time: Jul 21 09:34:46 2020  
 Quant Method : Z:\HPCHEM\2\METHODS\022820DRO-ORO.M  
 Quant Title : DRO-ORO 09-09-15 DRO/ORO  
 QLast Update : Fri Feb 28 16:32:12 2020  
 Response via : Initial Calibration  
 Integrator: ChemStation 6890 Scale Mode: Large solvent peaks clipped

Volume Inj. :  
 Signal Phase :  
 Signal Info :

Compound	R.T.	Response	Conc	Units
-----				
System Monitoring Compounds				
4) S n-Eicosane	8.827	34329964	17.887	ug/mLm
8) S1 Squalene	11.553	26162058	15.799	ug/mLm
Target Compounds				
1) H DRO C10-C20	0.000	0	N.D.	ug/mL
2) H DRO C10-C25	0.000	0	N.D.	ug/mL
3) H DRO C10-C28	6.850	884828873	479.575	ug/mLm
5) H1 ORO C20-C34	9.230	2293756474	2043.729	ug/mLm
6) H1 ORO C25-C36	10.700	2157250616	1587.649	ug/mLm
7) H1 DRO C10-C36	0.000	0	N.D.	ug/mL
-----				

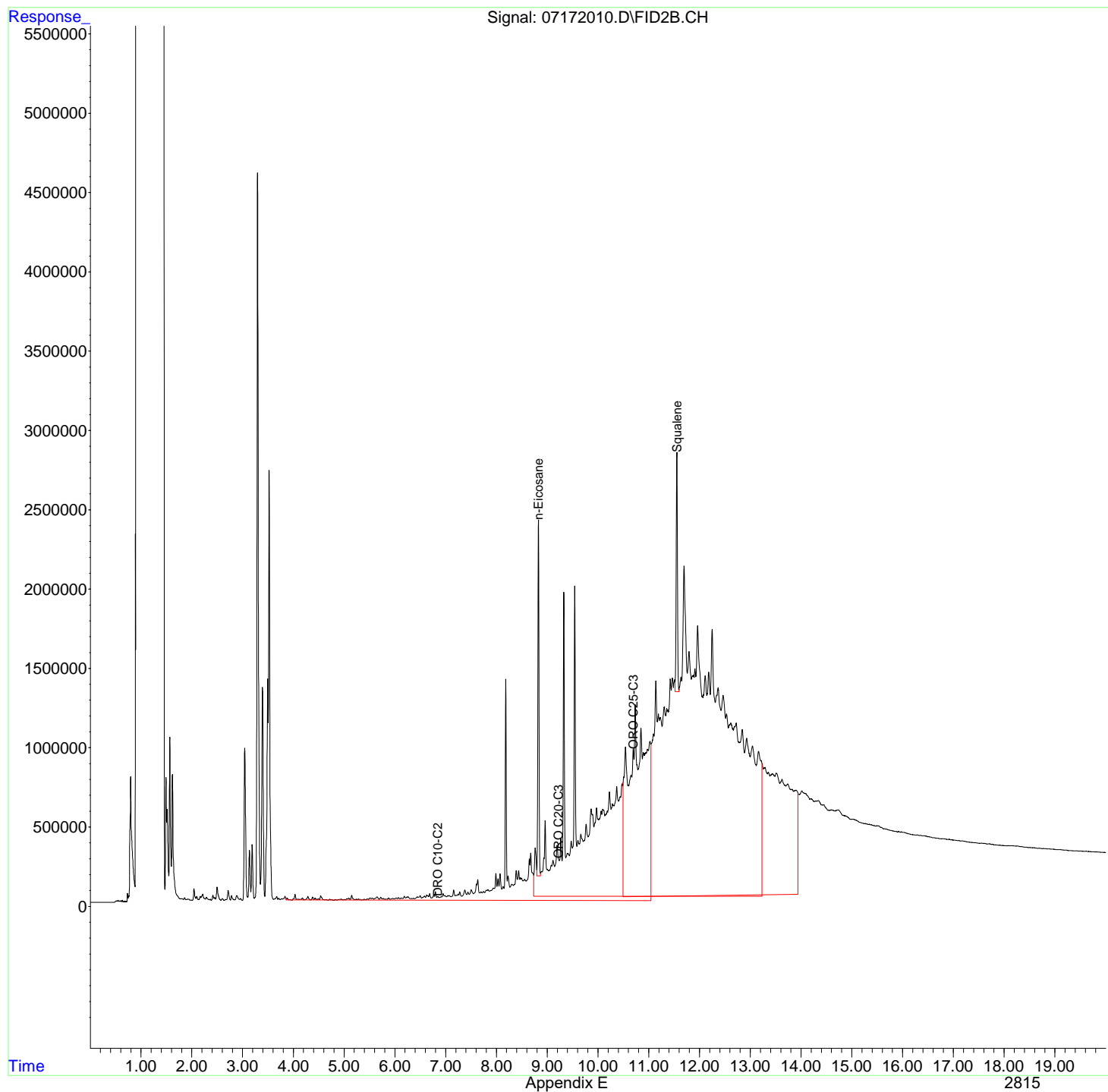
(f)=RT Delta > 1/2 Window

(m)=manual int.

Data Path : R:\2\DATA\071720\  
Data File : 07172010.D  
Signal(s) : FID2B.CH  
Acq On : 17 Jul 2020 2:06 pm  
Operator : GCSVOC-Dhiren  
Sample : 2006518-003A  
Misc :  
ALS Vial : 10 Sample Multiplier: 1

Integration File: EVENTS.E  
Quant Time: Jul 21 09:34:46 2020  
Quant Method : Z:\HPCHEM\2\METHODS\022820DRO-ORO.M  
Quant Title : DRO-ORO 09-09-15 DRO/ORO  
QLast Update : Fri Feb 28 16:32:12 2020  
Response via : Initial Calibration  
Integrator: ChemStation 6890 Scale Mode: Large solvent peaks clipped

Volume Inj. :  
Signal Phase :  
Signal Info :



Data Path : R:\2\DATA\071720\  
 Data File : 07172011.D  
 Signal(s) : FID2B.CH  
 Acq On : 17 Jul 2020 2:34 pm  
 Operator : GCSVOC-Dhiren  
 Sample : 2006518-004A  
 Misc :  
 ALS Vial : 11 Sample Multiplier: 1

Integration File: EVENTS.E  
 Quant Time: Jul 21 09:36:10 2020  
 Quant Method : Z:\HPCHEM\2\METHODS\022820DRO-ORO.M  
 Quant Title : DRO-ORO 09-09-15 DRO/ORO  
 QLast Update : Fri Feb 28 16:32:12 2020  
 Response via : Initial Calibration  
 Integrator: ChemStation 6890 Scale Mode: Large solvent peaks clipped

Volume Inj. :  
 Signal Phase :  
 Signal Info :

Compound	R.T.	Response	Conc Units
-----			
System Monitoring Compounds			
4) S n-Eicosane	8.828	34953341	18.223 ug/mL
8) S1 Squalene	11.552	33410170	20.386 ug/mLm
Target Compounds			
1) H DRO C10-C20	0.000	0	N.D. ug/mL
2) H DRO C10-C25	0.000	0	N.D. ug/mL
3) H DRO C10-C28	6.850	1092582147	596.614 ug/mLm
5) H1 ORO C20-C34	9.230	2237409436	1991.267 ug/mLm
6) H1 ORO C25-C36	10.700	2214361479	1632.375 ug/mLm
7) H1 DRO C10-C36	0.000	0	N.D. ug/mL
-----			

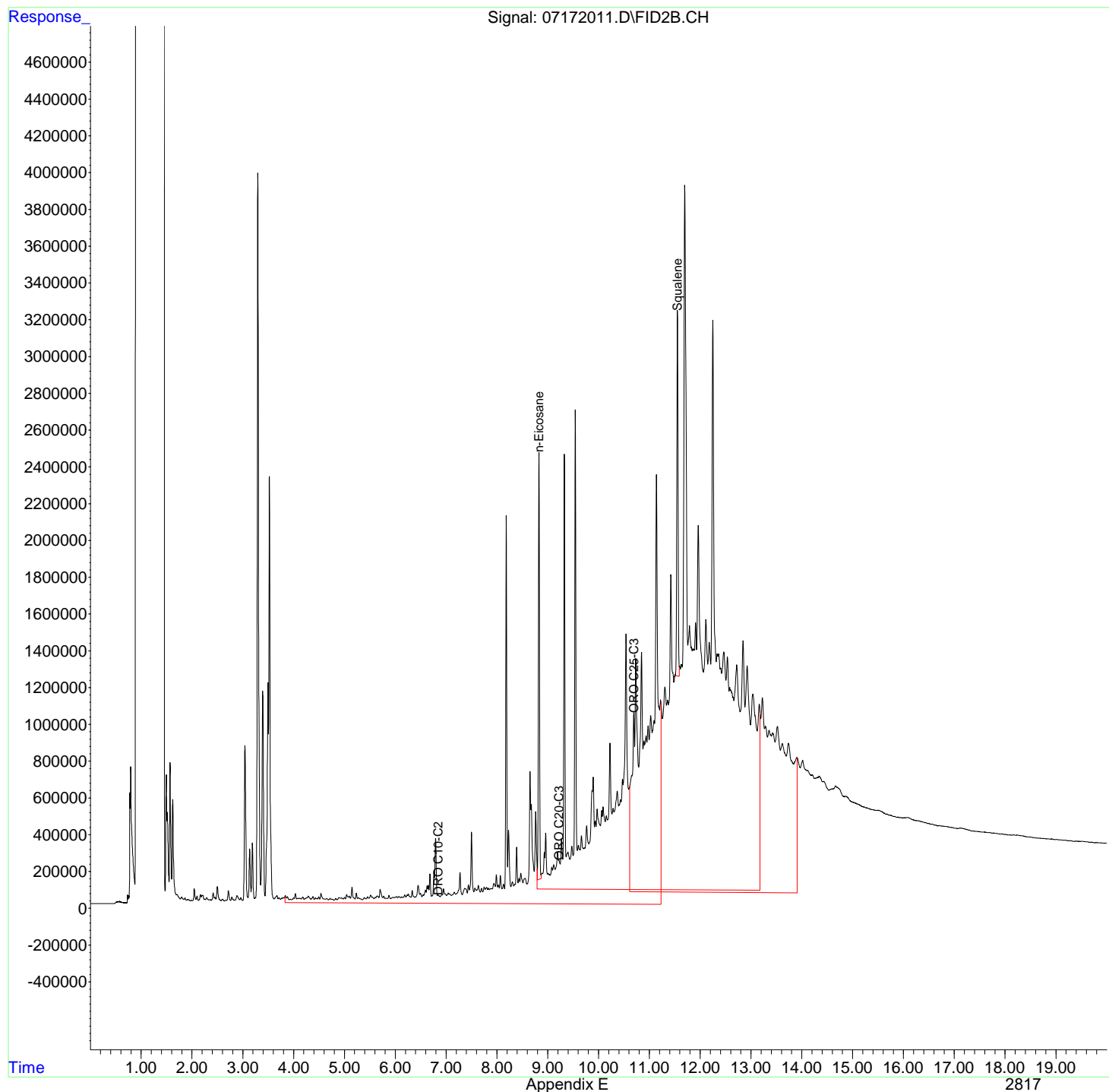
(f)=RT Delta > 1/2 Window

(m)=manual int.

Data Path : R:\2\DATA\071720\  
Data File : 07172011.D  
Signal(s) : FID2B.CH  
Acq On : 17 Jul 2020 2:34 pm  
Operator : GCSVOC-Dhiren  
Sample : 2006518-004A  
Misc :  
ALS Vial : 11 Sample Multiplier: 1

Integration File: EVENTS.E  
Quant Time: Jul 21 09:36:10 2020  
Quant Method : Z:\HPCHEM\2\METHODS\022820DRO-ORO.M  
Quant Title : DRO-ORO 09-09-15 DRO/ORO  
QLast Update : Fri Feb 28 16:32:12 2020  
Response via : Initial Calibration  
Integrator: ChemStation 6890 Scale Mode: Large solvent peaks clipped

Volume Inj. :  
Signal Phase :  
Signal Info :



Data Path : R:\2\DATA\071720\  
 Data File : 07172012.D  
 Signal(s) : FID2B.CH  
 Acq On : 17 Jul 2020 3:01 pm  
 Operator : GCSVOC-Dhiren  
 Sample : 2006518-005A  
 Misc :  
 ALS Vial : 12 Sample Multiplier: 1

Integration File: EVENTS.E  
 Quant Time: Jul 21 09:40:27 2020  
 Quant Method : Z:\HPCHEM\2\METHODS\022820DRO-ORO.M  
 Quant Title : DRO-ORO 09-09-15 DRO/ORO  
 QLast Update : Fri Feb 28 16:32:12 2020  
 Response via : Initial Calibration  
 Integrator: ChemStation 6890 Scale Mode: Large solvent peaks clipped

Volume Inj. :  
 Signal Phase :  
 Signal Info :

Compound	R.T.	Response	Conc Units
-----			
System Monitoring Compounds			
4) S n-Eicosane	8.827	36025306	18.800 ug/mLm
8) S1 Squalene	11.554	28829071	17.487 ug/mLm
Target Compounds			
1) H DRO C10-C20	0.000	0	N.D. ug/mL
2) H DRO C10-C25	0.000	0	N.D. ug/mL
3) H DRO C10-C28	0.000	0	N.D. ug/mL
5) H1 ORO C20-C34	9.230	1937733196	1712.252 ug/mLm
6) H1 ORO C25-C36	10.700	1888020498	1376.806 ug/mLm
7) H1 DRO C10-C36	0.000	0	N.D. ug/mL
-----			

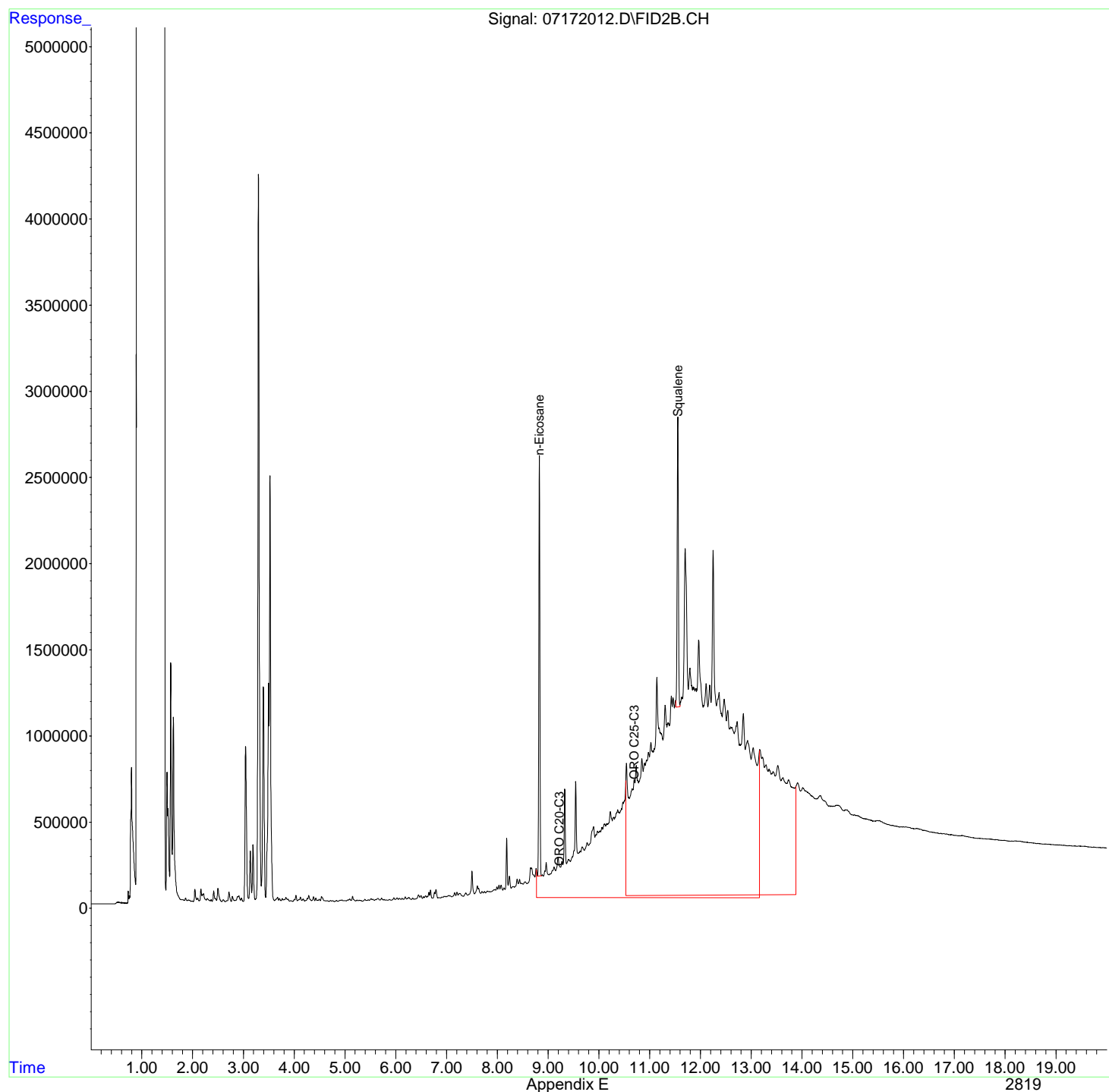
(f)=RT Delta > 1/2 Window

(m)=manual int.

Data Path : R:\2\DATA\071720\  
Data File : 07172012.D  
Signal(s) : FID2B.CH  
Acq On : 17 Jul 2020 3:01 pm  
Operator : GCSVOC-Dhiren  
Sample : 2006518-005A  
Misc :  
ALS Vial : 12 Sample Multiplier: 1

Integration File: EVENTS.E  
Quant Time: Jul 21 09:40:27 2020  
Quant Method : Z:\HPCHEM\2\METHODS\022820DRO-ORO.M  
Quant Title : DRO-ORO 09-09-15 DRO/ORO  
QLast Update : Fri Feb 28 16:32:12 2020  
Response via : Initial Calibration  
Integrator: ChemStation 6890 Scale Mode: Large solvent peaks clipped

Volume Inj. :  
Signal Phase :  
Signal Info :



Data Path : R:\2\DATA\071720\  
 Data File : 07172013.D  
 Signal(s) : FID2B.CH  
 Acq On : 17 Jul 2020 3:28 pm  
 Operator : GCSVOC-Dhiren  
 Sample : 2006518-006A  
 Misc :  
 ALS Vial : 13 Sample Multiplier: 1

Integration File: EVENTS.E  
 Quant Time: Jul 21 09:40:05 2020  
 Quant Method : Z:\HPCHEM\2\METHODS\022820DRO-ORO.M  
 Quant Title : DRO-ORO 09-09-15 DRO/ORO  
 QLast Update : Fri Feb 28 16:32:12 2020  
 Response via : Initial Calibration  
 Integrator: ChemStation 6890 Scale Mode: Large solvent peaks clipped

Volume Inj. :  
 Signal Phase :  
 Signal Info :

Compound	R.T.	Response	Conc	Units
-----				
System Monitoring Compounds				
4) S n-Eicosane	8.828	35232444	18.373	ug/mLm
8) S1 Squalene	11.553	29994487	18.224	ug/mLm
Target Compounds				
1) H DRO C10-C20	0.000	0	N.D.	ug/mL
2) H DRO C10-C25	0.000	0	N.D.	ug/mL
3) H DRO C10-C28	0.000	0	N.D.	ug/mL
5) H1 ORO C20-C34	9.230	2018815465	1787.744	ug/mLm
6) H1 ORO C25-C36	10.700	2008433091	1471.105	ug/mLm
7) H1 DRO C10-C36	0.000	0	N.D.	ug/mL
-----				

(f)=RT Delta > 1/2 Window

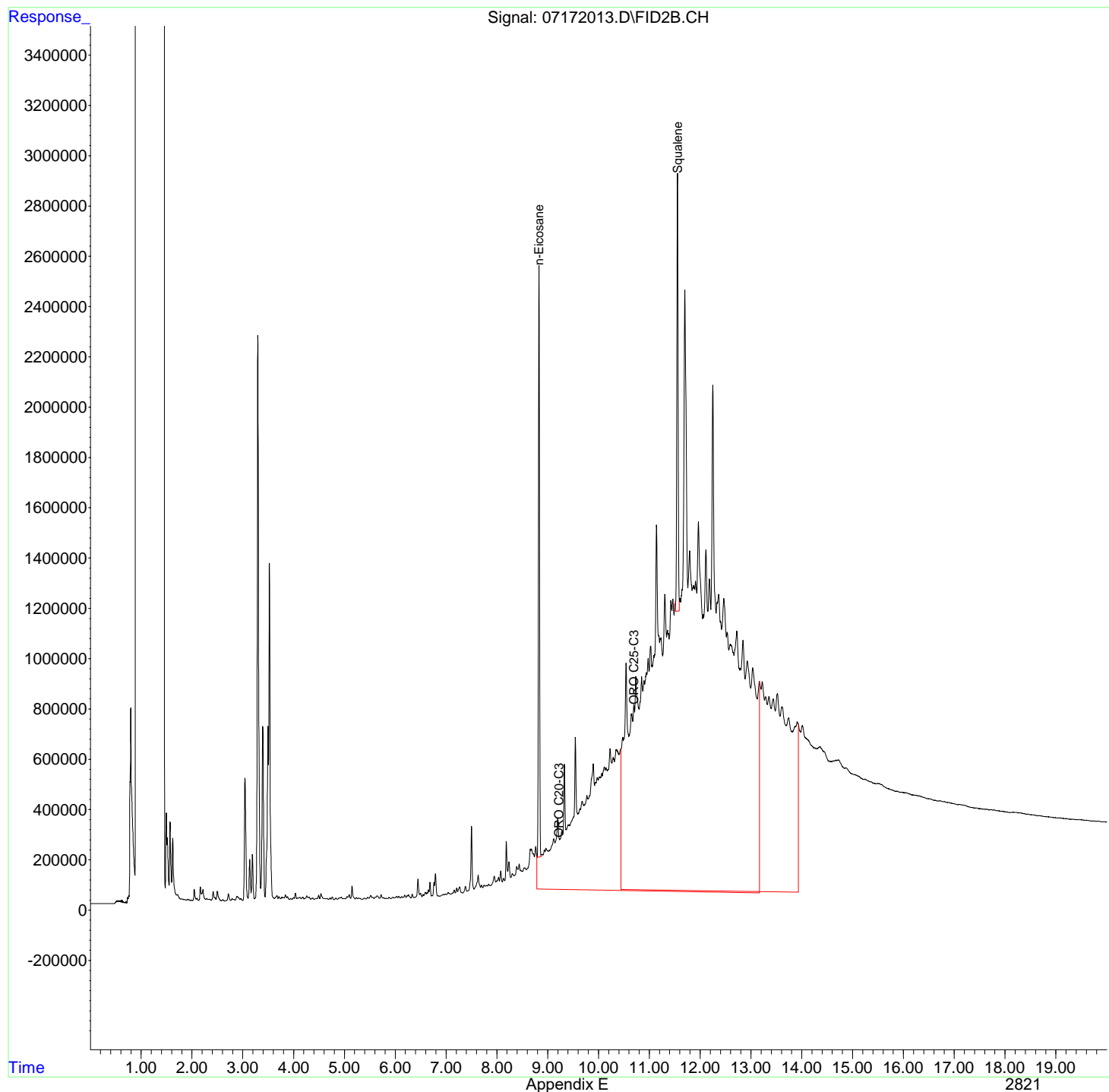
(m)=manual int.



Data Path : R:\2\DATA\071720\  
Data File : 07172013.D  
Signal(s) : FID2B.CH  
Acq On : 17 Jul 2020 3:28 pm  
Operator : GCSVOC-Dhiren  
Sample : 2006518-006A  
Misc :  
ALS Vial : 13 Sample Multiplier: 1

Integration File: EVENTS.E  
Quant Time: Jul 21 09:40:05 2020  
Quant Method : Z:\HPCHEM\2\METHODS\022820DRO-ORO.M  
Quant Title : DRO-ORO 09-09-15 DRO/ORO  
QLast Update : Fri Feb 28 16:32:12 2020  
Response via : Initial Calibration  
Integrator: ChemStation 6890 Scale Mode: Large solvent peaks clipped

Volume Inj. :  
Signal Phase :  
Signal Info :



Data Path : R:\2\DATA\071720\  
 Data File : 07172014.D  
 Signal(s) : FID2B.CH  
 Acq On : 17 Jul 2020 3:56 pm  
 Operator : GCSVOC-Dhiren  
 Sample : 2006518-007A  
 Misc :  
 ALS Vial : 14 Sample Multiplier: 1

Integration File: EVENTS.E  
 Quant Time: Jul 21 09:41:20 2020  
 Quant Method : Z:\HPCHEM\2\METHODS\022820DRO-ORO.M  
 Quant Title : DRO-ORO 09-09-15 DRO/ORO  
 QLast Update : Fri Feb 28 16:32:12 2020  
 Response via : Initial Calibration  
 Integrator: ChemStation 6890 Scale Mode: Large solvent peaks clipped

Volume Inj. :  
 Signal Phase :  
 Signal Info :

Compound	R.T.	Response	Conc Units
-----			
System Monitoring Compounds			
4) S n-Eicosane	8.827	34726314	18.101 ug/mLm
8) S1 Squalene	11.553	25609216	15.449 ug/mLm
Target Compounds			
1) H DRO C10-C20	0.000	0	N.D. ug/mL
2) H DRO C10-C25	0.000	0	N.D. ug/mL
3) H DRO C10-C28	0.000	0	N.D. ug/mL
5) H1 ORO C20-C34	9.230	2103180592	1866.292 ug/mLm
6) H1 ORO C25-C36	10.700	2090731503	1535.556 ug/mLm
7) H1 DRO C10-C36	0.000	0	N.D. ug/mL
-----			

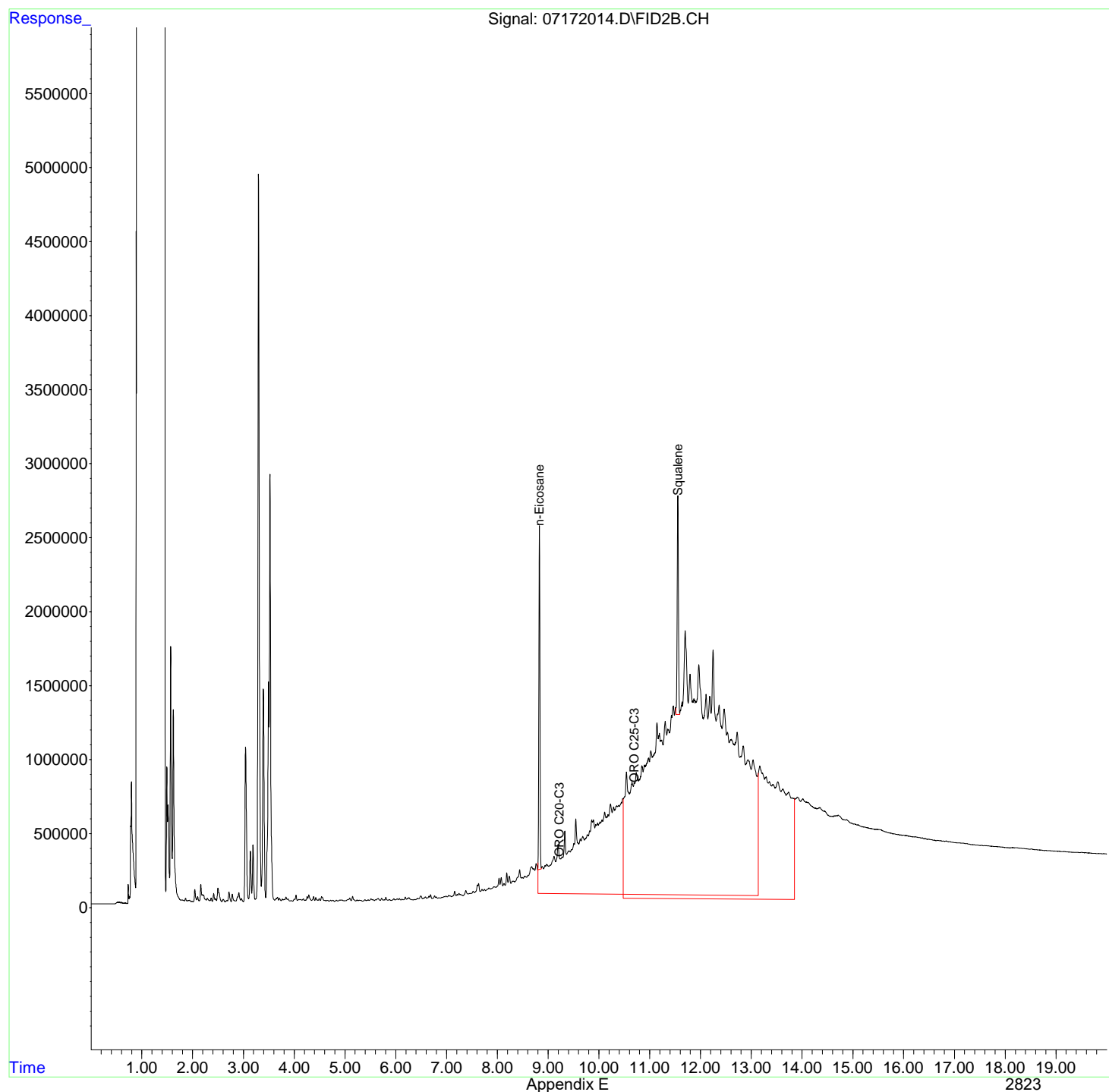
(f)=RT Delta > 1/2 Window

(m)=manual int.

Data Path : R:\2\DATA\071720\  
Data File : 07172014.D  
Signal(s) : FID2B.CH  
Acq On : 17 Jul 2020 3:56 pm  
Operator : GCSVOC-Dhiren  
Sample : 2006518-007A  
Misc :  
ALS Vial : 14 Sample Multiplier: 1

Integration File: EVENTS.E  
Quant Time: Jul 21 09:41:20 2020  
Quant Method : Z:\HPCHEM\2\METHODS\022820DRO-ORO.M  
Quant Title : DRO-ORO 09-09-15 DRO/ORO  
QLast Update : Fri Feb 28 16:32:12 2020  
Response via : Initial Calibration  
Integrator: ChemStation 6890 Scale Mode: Large solvent peaks clipped

Volume Inj. :  
Signal Phase :  
Signal Info :



Data Path : R:\2\DATA\071720\  
 Data File : 07172015.D  
 Signal(s) : FID2B.CH  
 Acq On : 17 Jul 2020 4:23 pm  
 Operator : GCSVOC-Dhiren  
 Sample : 2006518-008A  
 Misc :  
 ALS Vial : 15 Sample Multiplier: 1

Integration File: EVENTS.E  
 Quant Time: Jul 21 09:42:26 2020  
 Quant Method : Z:\HPCHEM\2\METHODS\022820DRO-ORO.M  
 Quant Title : DRO-ORO 09-09-15 DRO/ORO  
 QLast Update : Fri Feb 28 16:32:12 2020  
 Response via : Initial Calibration  
 Integrator: ChemStation 6890 Scale Mode: Large solvent peaks clipped

Volume Inj. :  
 Signal Phase :  
 Signal Info :

Compound	R.T.	Response	Conc Units
-----			
System Monitoring Compounds			
4) S n-Eicosane	8.823	33525175	17.454 ug/mLm
8) S1 Squalene	11.548	29843929	18.129 ug/mLm
Target Compounds			
1) H DRO C10-C20	0.000	0	N.D. ug/mL
2) H DRO C10-C25	0.000	0	N.D. ug/mL
3) H DRO C10-C28	0.000	0	N.D. ug/mL
5) H1 ORO C20-C34	9.230	1467412260	1274.357 ug/mLm
6) H1 ORO C25-C36	10.700	1585736508	1140.076 ug/mLm
7) H1 DRO C10-C36	0.000	0	N.D. ug/mL
-----			

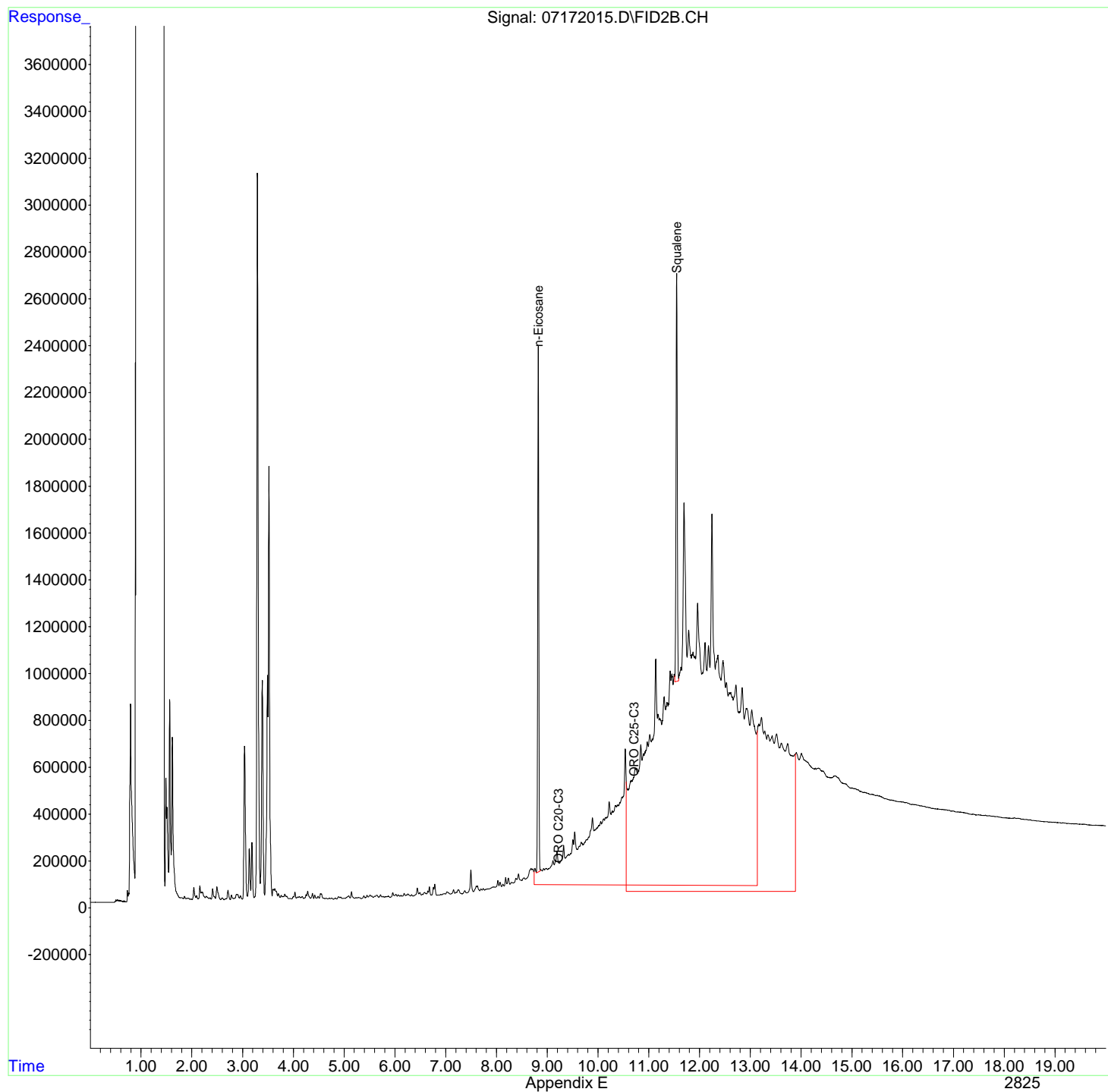
(f)=RT Delta > 1/2 Window

(m)=manual int.

Data Path : R:\2\DATA\071720\  
Data File : 07172015.D  
Signal(s) : FID2B.CH  
Acq On : 17 Jul 2020 4:23 pm  
Operator : GCSVOC-Dhiren  
Sample : 2006518-008A  
Misc :  
ALS Vial : 15 Sample Multiplier: 1

Integration File: EVENTS.E  
Quant Time: Jul 21 09:42:26 2020  
Quant Method : Z:\HPCHEM\2\METHODS\022820DRO-ORO.M  
Quant Title : DRO-ORO 09-09-15 DRO/ORO  
QLast Update : Fri Feb 28 16:32:12 2020  
Response via : Initial Calibration  
Integrator: ChemStation 6890 Scale Mode: Large solvent peaks clipped

Volume Inj. :  
Signal Phase :  
Signal Info :



Data Path : R:\2\DATA\071720\  
 Data File : 07172016.D  
 Signal(s) : FID2B.CH  
 Acq On : 17 Jul 2020 4:51 pm  
 Operator : GCSVOC-Dhiren  
 Sample : 2006518-009A  
 Misc :  
 ALS Vial : 16 Sample Multiplier: 1

Integration File: EVENTS.E  
 Quant Time: Jul 21 09:44:18 2020  
 Quant Method : Z:\HPCHEM\2\METHODS\022820DRO-ORO.M  
 Quant Title : DRO-ORO 09-09-15 DRO/ORO  
 QLast Update : Fri Feb 28 16:32:12 2020  
 Response via : Initial Calibration  
 Integrator: ChemStation 6890 Scale Mode: Large solvent peaks clipped

Volume Inj. :  
 Signal Phase :  
 Signal Info :

Compound	R.T.	Response	Conc	Units
-----				
System Monitoring Compounds				
4) S n-Eicosane	8.822	6156063	2.712	ug/mLm
8) S1 Squalene	11.549	5831319	2.934	ug/mLm
Target Compounds				
1) H DRO C10-C20	0.000	0	N.D.	ug/mL
2) H DRO C10-C25	0.000	0	N.D.	ug/mL
3) H DRO C10-C28	0.000	0	N.D.	ug/mL
5) H1 ORO C20-C34	9.230	1770975360	1556.991	ug/mLm
6) H1 ORO C25-C36	10.700	1805230275	1311.970	ug/mLm
7) H1 DRO C10-C36	0.000	0	N.D.	ug/mL
-----				

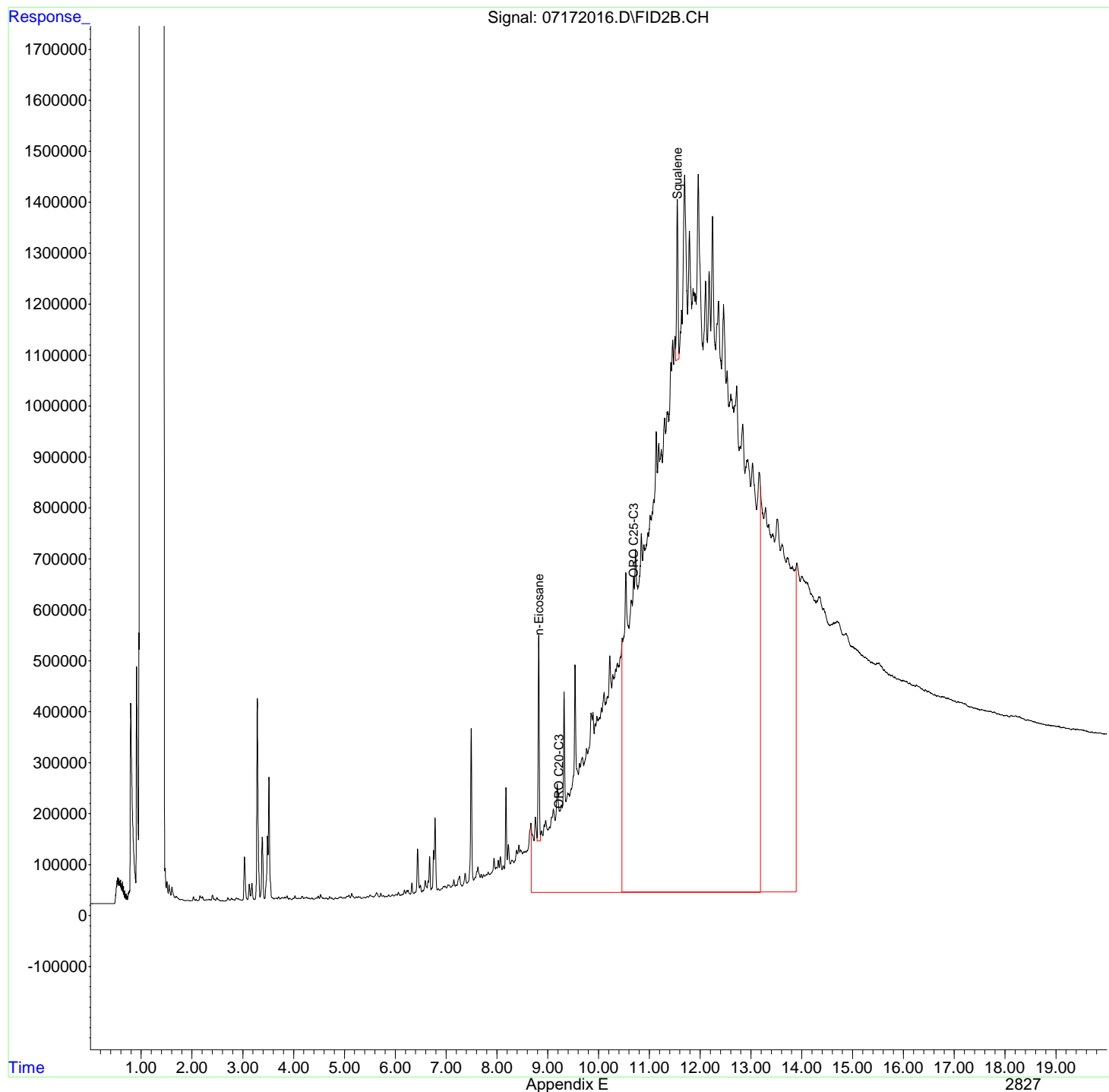
(f)=RT Delta > 1/2 Window

(m)=manual int.

Data Path : R:\2\DATA\071720\  
Data File : 07172016.D  
Signal(s) : FID2B.CH  
Acq On : 17 Jul 2020 4:51 pm  
Operator : GCSVOC-Dhiren  
Sample : 2006518-009A  
Misc :  
ALS Vial : 16 Sample Multiplier: 1

Integration File: EVENTS.E  
Quant Time: Jul 21 09:44:18 2020  
Quant Method : Z:\HPCHEM\2\METHODS\022820DRO-ORO.M  
Quant Title : DRO-ORO 09-09-15 DRO/ORO  
QLast Update : Fri Feb 28 16:32:12 2020  
Response via : Initial Calibration  
Integrator: ChemStation 6890 Scale Mode: Large solvent peaks clipped

Volume Inj. :  
Signal Phase :  
Signal Info :



Data Path : R:\2\DATA\071720\  
 Data File : 07172017.D  
 Signal(s) : FID2B.CH  
 Acq On : 17 Jul 2020 5:19 pm  
 Operator : GCSVOC-Dhiren  
 Sample : 2006518-010A  
 Misc :  
 ALS Vial : 17 Sample Multiplier: 1

Integration File: EVENTS.E  
 Quant Time: Jul 21 09:45:50 2020  
 Quant Method : Z:\HPCHEM\2\METHODS\022820DRO-ORO.M  
 Quant Title : DRO-ORO 09-09-15 DRO/ORO  
 QLast Update : Fri Feb 28 16:32:12 2020  
 Response via : Initial Calibration  
 Integrator: ChemStation 6890 Scale Mode: Large solvent peaks clipped

Volume Inj. :  
 Signal Phase :  
 Signal Info :

Compound	R.T.	Response	Conc Units
-----			
System Monitoring Compounds			
4) S n-Eicosane	8.821	32853378	17.092 ug/mL
8) S1 Squalene	11.548	28612189	17.350 ug/mLm
Target Compounds			
1) H DRO C10-C20	0.000	0	N.D. ug/mL
2) H DRO C10-C25	0.000	0	N.D. ug/mL
3) H DRO C10-C28	6.850	418785900	217.028 ug/mLm
5) H1 ORO C20-C34	9.230	1074940665	908.944 ug/mLm
6) H1 ORO C25-C36	10.700	1168470174	813.300 ug/mLm
7) H1 DRO C10-C36	0.000	0	N.D. ug/mL
-----			

(f)=RT Delta > 1/2 Window

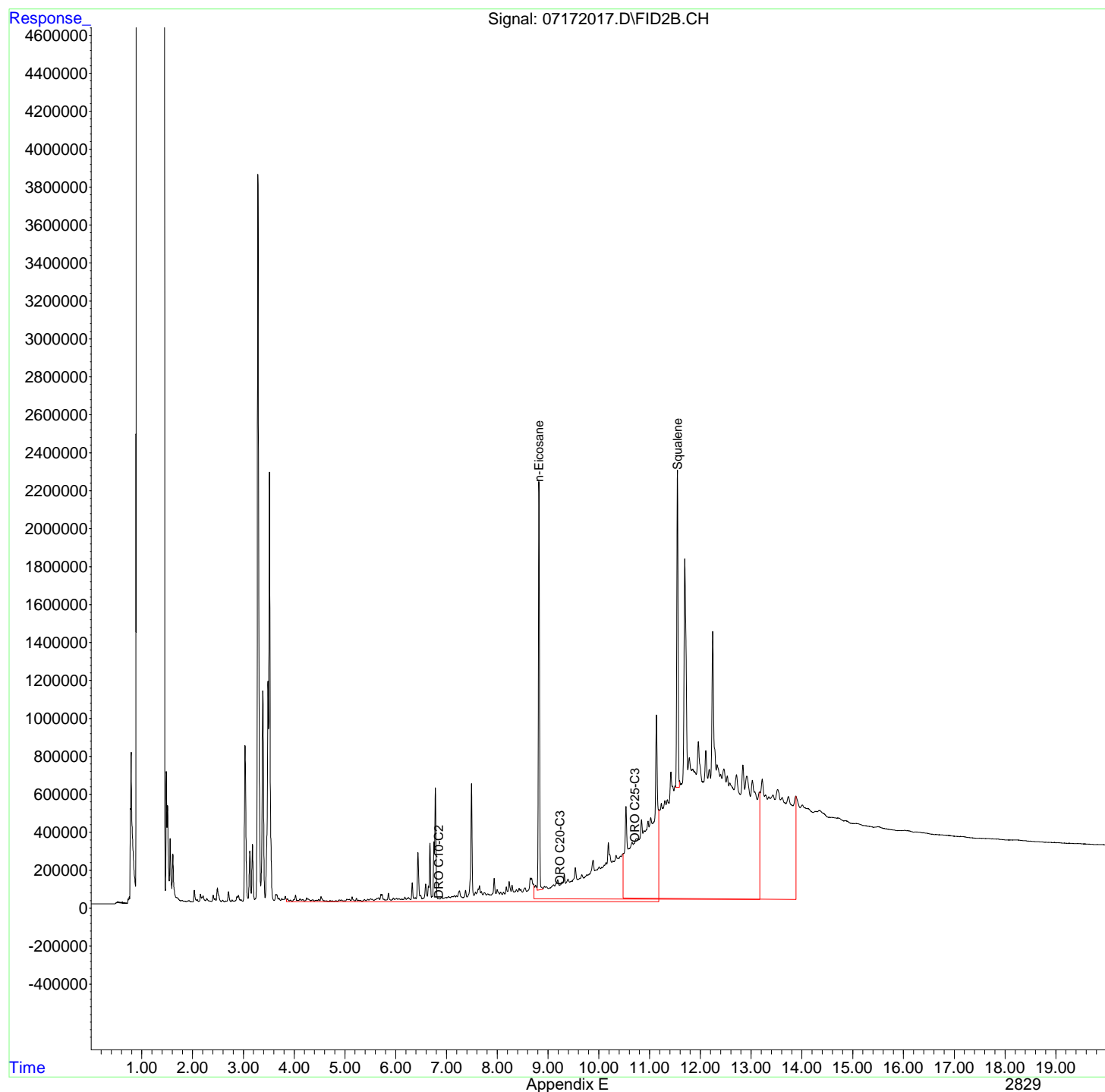
(m)=manual int.



Data Path : R:\2\DATA\071720\  
Data File : 07172017.D  
Signal(s) : FID2B.CH  
Acq On : 17 Jul 2020 5:19 pm  
Operator : GCSVOC-Dhiren  
Sample : 2006518-010A  
Misc :  
ALS Vial : 17 Sample Multiplier: 1

Integration File: EVENTS.E  
Quant Time: Jul 21 09:45:50 2020  
Quant Method : Z:\HPCHEM\2\METHODS\022820DRO-ORO.M  
Quant Title : DRO-ORO 09-09-15 DRO/ORO  
QLast Update : Fri Feb 28 16:32:12 2020  
Response via : Initial Calibration  
Integrator: ChemStation 6890 Scale Mode: Large solvent peaks clipped

Volume Inj. :  
Signal Phase :  
Signal Info :



Data Path : R:\2\DATA\071720\  
 Data File : 07172018.D  
 Signal(s) : FID2B.CH  
 Acq On : 17 Jul 2020 5:46 pm  
 Operator : GCSVOC-Dhiren  
 Sample : 2006518-012A  
 Misc :  
 ALS Vial : 18 Sample Multiplier: 1

Integration File: EVENTS.E  
 Quant Time: Jul 21 09:47:12 2020  
 Quant Method : Z:\HPCHEM\2\METHODS\022820DRO-ORO.M  
 Quant Title : DRO-ORO 09-09-15 DRO/ORO  
 QLast Update : Fri Feb 28 16:32:12 2020  
 Response via : Initial Calibration  
 Integrator: ChemStation 6890 Scale Mode: Large solvent peaks clipped

Volume Inj. :  
 Signal Phase :  
 Signal Info :

Compound	R.T.	Response	Conc Units
-----			
System Monitoring Compounds			
4) S n-Eicosane	8.825	36897527	19.270 ug/mL
8) S1 Squalene	11.553	34180906	20.873 ug/mLm
Target Compounds			
1) H DRO C10-C20	0.000	0	N.D. ug/mL
2) H DRO C10-C25	0.000	0	N.D. ug/mL
3) H DRO C10-C28	0.000	0	N.D. ug/mL
5) H1 ORO C20-C34	9.230	4001939003	3634.141 ug/mLm
6) H1 ORO C25-C36	10.700	3790675096	2866.842 ug/mLm
7) H1 DRO C10-C36	0.000	0	N.D. ug/mL
-----			

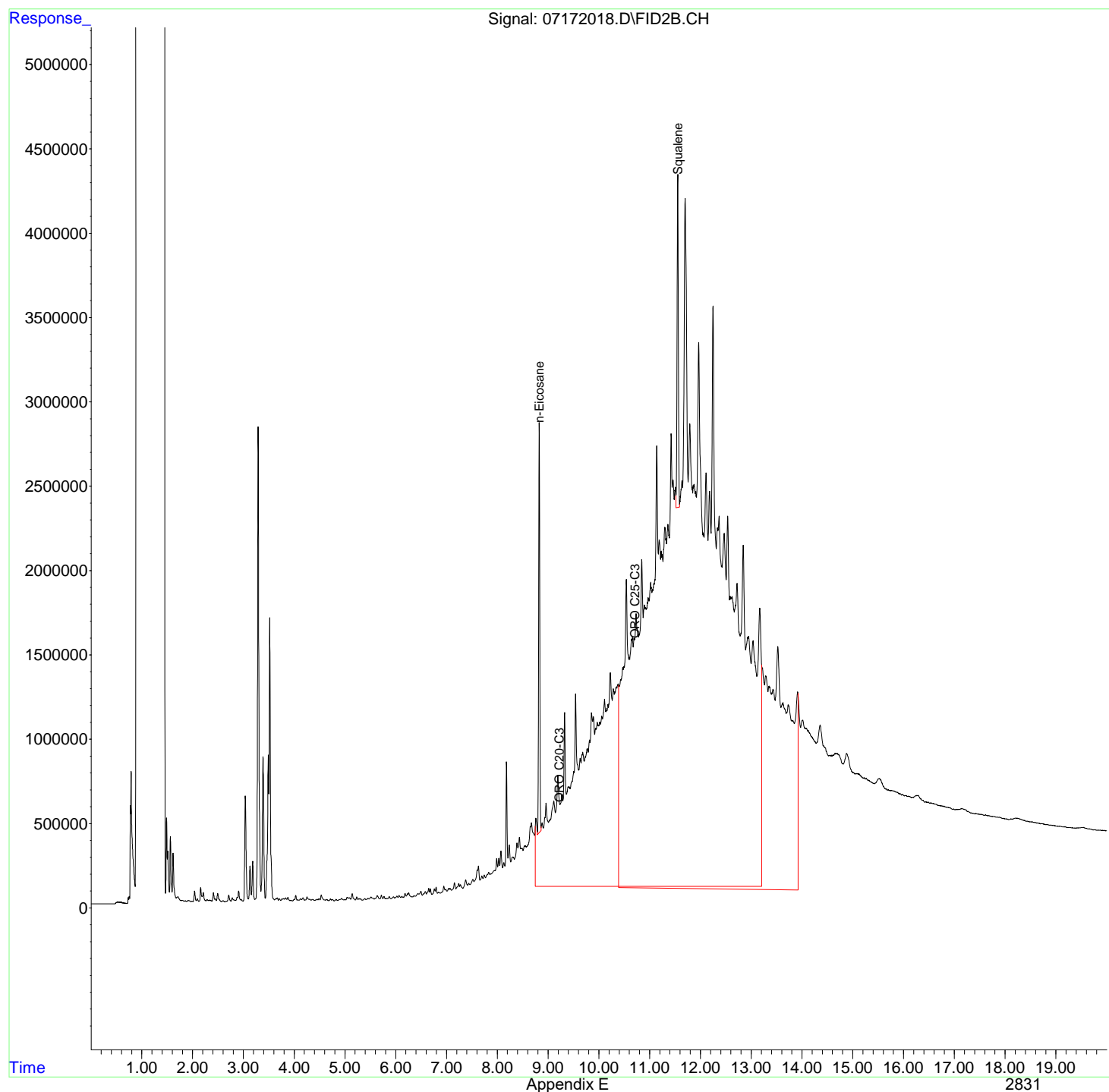
(f)=RT Delta > 1/2 Window

(m)=manual int.

Data Path : R:\2\DATA\071720\  
Data File : 07172018.D  
Signal(s) : FID2B.CH  
Acq On : 17 Jul 2020 5:46 pm  
Operator : GCSVOC-Dhiren  
Sample : 2006518-012A  
Misc :  
ALS Vial : 18 Sample Multiplier: 1

Integration File: EVENTS.E  
Quant Time: Jul 21 09:47:12 2020  
Quant Method : Z:\HPCHEM\2\METHODS\022820DRO-ORO.M  
Quant Title : DRO-ORO 09-09-15 DRO/ORO  
QLast Update : Fri Feb 28 16:32:12 2020  
Response via : Initial Calibration  
Integrator: ChemStation 6890 Scale Mode: Large solvent peaks clipped

Volume Inj. :  
Signal Phase :  
Signal Info :



Data Path : R:\2\DATA\071720\  
 Data File : 07172021.D  
 Signal(s) : FID2B.CH  
 Acq On : 17 Jul 2020 7:08 pm  
 Operator : GCSVOC-Dhiren  
 Sample : CCB-071720A  
 Misc :  
 ALS Vial : 2 Sample Multiplier: 1

Integration File: EVENTS.E  
 Quant Time: Jul 21 09:47:50 2020  
 Quant Method : Z:\HPCHEM\2\METHODS\022820DRO-ORO.M  
 Quant Title : DRO-ORO 09-09-15 DRO/ORO  
 QLast Update : Fri Feb 28 16:32:12 2020  
 Response via : Initial Calibration  
 Integrator: ChemStation 6890 Scale Mode: Large solvent peaks clipped

Volume Inj. :  
 Signal Phase :  
 Signal Info :

Compound	R.T.	Response	Conc	Units
-----				
System Monitoring Compounds				
4) S n-Eicosane	8.828	36216727	18.903	ug/mL
8) S1 Squalene	11.553	22074274	13.213	ug/mL
Target Compounds				
1) H DRO C10-C20	0.000	0	N.D.	ug/mL
2) H DRO C10-C25	0.000	0	N.D.	ug/mL
3) H DRO C10-C28	0.000	0	N.D.	ug/mL
5) H1 ORO C20-C34	0.000	0	N.D.	ug/mL
6) H1 ORO C25-C36	0.000	0	N.D.	ug/mL
7) H1 DRO C10-C36	0.000	0	N.D.	ug/mL
-----				

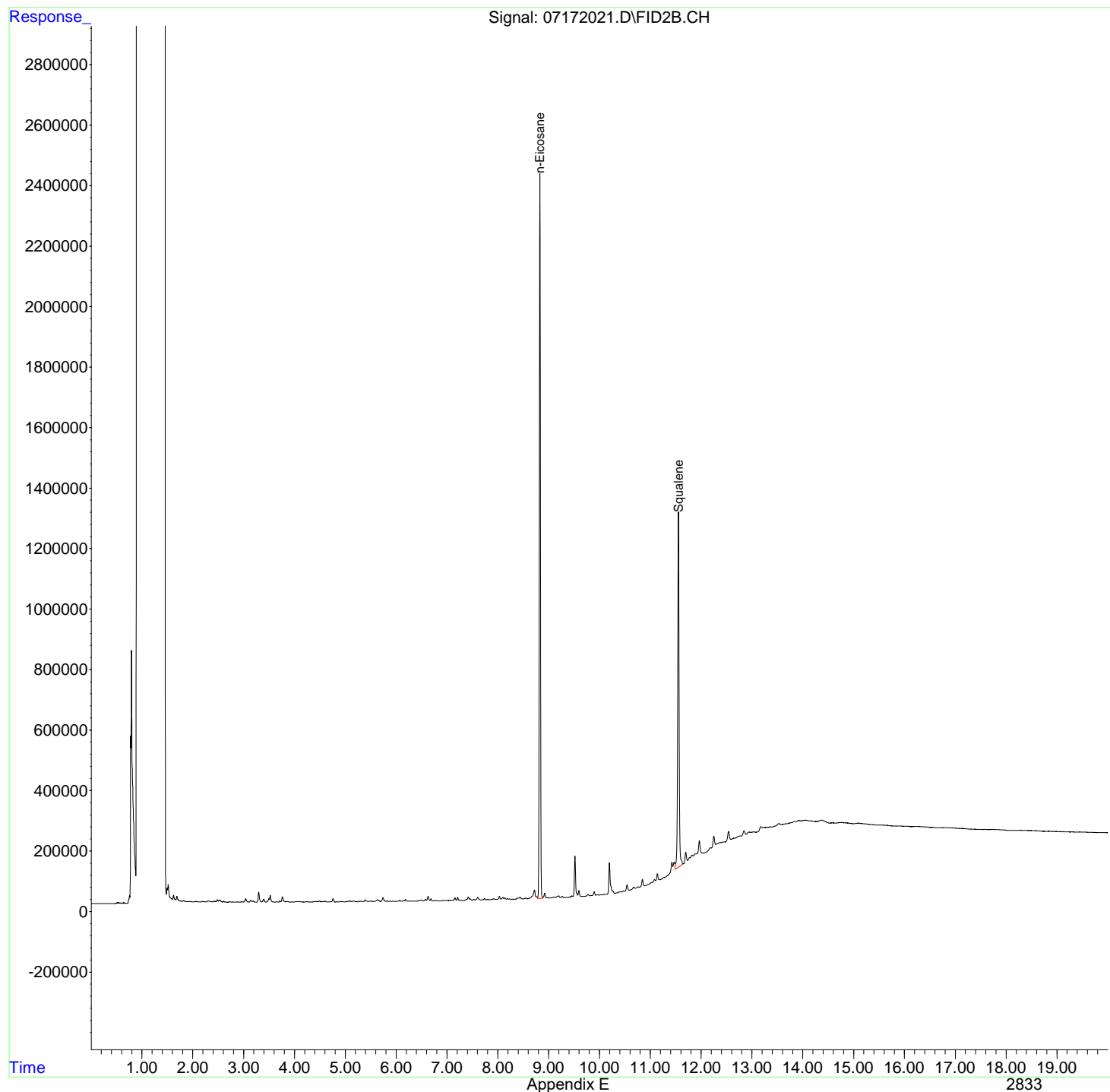
(f)=RT Delta > 1/2 Window

(m)=manual int.

Data Path : R:\2\DATA\071720\  
Data File : 07172021.D  
Signal(s) : FID2B.CH  
Acq On : 17 Jul 2020 7:08 pm  
Operator : GCSVOC-Dhiren  
Sample : CCB-071720A  
Misc :  
ALS Vial : 2 Sample Multiplier: 1

Integration File: EVENTS.E  
Quant Time: Jul 21 09:47:50 2020  
Quant Method : Z:\HPCHEM\2\METHODS\022820DRO-ORO.M  
Quant Title : DRO-ORO 09-09-15 DRO/ORO  
QLast Update : Fri Feb 28 16:32:12 2020  
Response via : Initial Calibration  
Integrator: ChemStation 6890 Scale Mode: Large solvent peaks clipped

Volume Inj. :  
Signal Phase :  
Signal Info :



Data Path : R:\2\DATA\071720\  
 Data File : 07172022.D  
 Signal(s) : FID2B.CH  
 Acq On : 17 Jul 2020 7:36 pm  
 Operator : GCSVOC-Dhiren  
 Sample : CCV-DRO-071720A  
 Misc :  
 ALS Vial : 4 Sample Multiplier: 1

Integration File: EVENTS.E  
 Quant Time: Jul 21 09:48:58 2020  
 Quant Method : Z:\HPCHEM\2\METHODS\022820DRO-ORO.M  
 Quant Title : DRO-ORO 09-09-15 DRO/ORO  
 QLast Update : Fri Feb 28 16:32:12 2020  
 Response via : Initial Calibration  
 Integrator: ChemStation 6890 Scale Mode: Large solvent peaks clipped

Volume Inj. :  
 Signal Phase :  
 Signal Info :

Min. RRF : 0.000 Min. Rel. Area : 50% Max. R.T. Dev 0.50min  
 Max. RRF Dev : 15% Max. Rel. Area : 150%

	Compound	Amount	Calc.	%Dev	Area%	Dev (Min)
1 H	DRO C10-C20	1000.000	1139.295	-13.9	0	0.00
2 H	DRO C10-C25	1000.000	1097.915	-9.8	0	0.00
3 H	DRO C10-C28	1000.000	1079.266	-7.9	0	0.00
7 H1	DRO C10-C36	1000.000	1208.899	-20.9#	0	0.00
8 S1	Squalene	20.000	18.327	8.4	0	0.00

Evaluate Continuing Calibration Report - Not Found

4 S	n-Eicosane	10.000	0.000	100.0#	0	-8.83#
5 H1	ORO C20-C34	1000.000	0.000	100.0#	0	-9.23#
6 H1	ORO C25-C36	1000.000	0.000	100.0#	0	-10.70#

(#) = Out of Range

SPCC's out = 0 CCC's out = 0

Data Path : R:\2\DATA\071720\  
 Data File : 07172022.D  
 Signal(s) : FID2B.CH  
 Acq On : 17 Jul 2020 7:36 pm  
 Operator : GCSVOC-Dhiren  
 Sample : CCV-DRO-071720A  
 Misc :  
 ALS Vial : 4 Sample Multiplier: 1

Integration File: EVENTS.E  
 Quant Time: Jul 21 09:48:58 2020  
 Quant Method : Z:\HPCHEM\2\METHODS\022820DRO-ORO.M  
 Quant Title : DRO-ORO 09-09-15 DRO/ORO  
 QLast Update : Fri Feb 28 16:32:12 2020  
 Response via : Initial Calibration  
 Integrator: ChemStation 6890 Scale Mode: Large solvent peaks clipped

Volume Inj. :  
 Signal Phase :  
 Signal Info :

Compound	R.T.	Response	Conc	Units
-----				
System Monitoring Compounds				
4) S n-Eicosane	0.000	0	N.D.	ug/mL
8) S1 Squalene	11.554	30156619	18.327	ug/mL
Target Compounds				
1) H DRO C10-C20	5.050	1720433482	1139.295	ug/mLm
2) H DRO C10-C25	5.150	1929077028	1097.915	ug/mLm
3) H DRO C10-C28	6.850	1949328982	1079.266	ug/mLm
5) H1 ORO C20-C34	0.000	0	N.D.	ug/mL
6) H1 ORO C25-C36	0.000	0	N.D.	ug/mL
7) H1 DRO C10-C36	8.400	2286739774	1208.899	ug/mLm
-----				

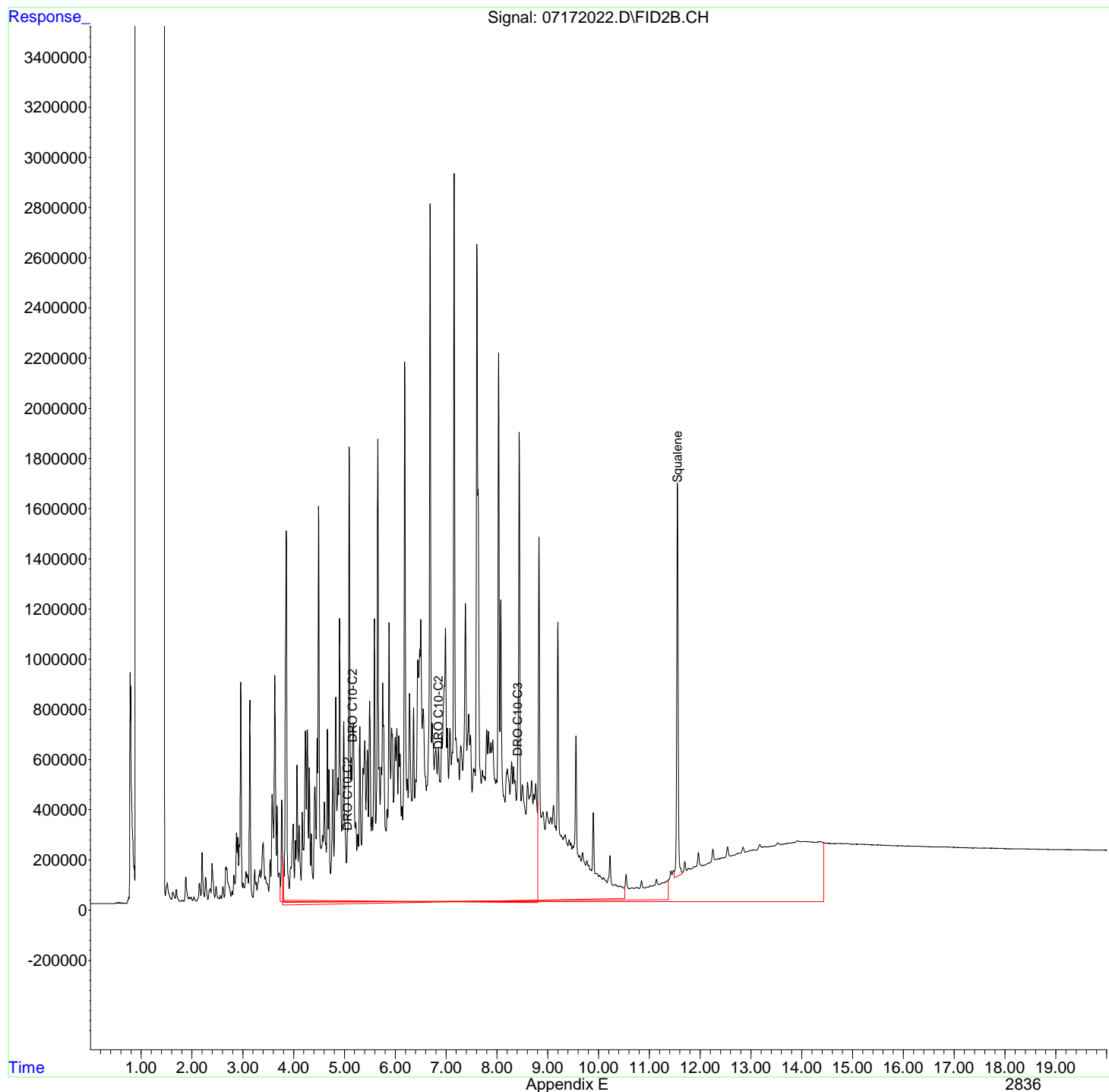
(f)=RT Delta > 1/2 Window

(m)=manual int.

Data Path : R:\2\DATA\071720\  
Data File : 07172022.D  
Signal(s) : FID2B.CH  
Acq On : 17 Jul 2020 7:36 pm  
Operator : GCSVOC-Dhiren  
Sample : CCV-DRO-071720A  
Misc :  
ALS Vial : 4 Sample Multiplier: 1

Integration File: EVENTS.E  
Quant Time: Jul 21 09:48:58 2020  
Quant Method : Z:\HPCHEM\2\METHODS\022820DRO-ORO.M  
Quant Title : DRO-ORO 09-09-15 DRO/ORO  
QLast Update : Fri Feb 28 16:32:12 2020  
Response via : Initial Calibration  
Integrator: ChemStation 6890 Scale Mode: Large solvent peaks clipped

Volume Inj. :  
Signal Phase :  
Signal Info :





Data Directory: R:\2\DATA\072020\

SampleName	MiscInfo	Vial	Multiplier	Injection Time
1) 0720200A.D PRIME		100	1.000	20 Jul 2020 10:56 am
2) 0720201B.D PRIME		100	1.000	20 Jul 2020 11:23 am
3) 0720202C.D PRIME		100	1.000	20 Jul 2020 11:50 am
4) 07202001.D RTX-072020		1	1.000	20 Jul 2020 12:18 pm
5) 07202002.D CCB-072020		2	1.000	20 Jul 2020 12:45 pm
6) 07202003.D CRQL-DRO-072020		3	1.000	20 Jul 2020 1:12 pm
7) 07202004.D CCV-DRO-072020		4	1.000	20 Jul 2020 1:40 pm
8) 07202005.D Rinse		5	1.000	20 Jul 2020 2:08 pm
9) 07202006.D 2006518-013A		19	1.000	20 Jul 2020 2:35 pm
10) 07202007.D 2006518-014A		20	1.000	20 Jul 2020 3:02 pm
11) 07202008.D 2006518-015A		21	1.000	20 Jul 2020 3:30 pm
12) 07202009.D 2006518-015AMS		22	1.000	20 Jul 2020 3:57 pm
13) 07202010.D 2006518-015AMSD		23	1.000	20 Jul 2020 4:24 pm
14) 07202011.D 2006518-016A		24	1.000	20 Jul 2020 4:52 pm
15) 07202012.D 2006518-017A		25	1.000	20 Jul 2020 5:19 pm
16) 07202013.D 2006518-018A		26	1.000	20 Jul 2020 5:47 pm
17) 07202014.D 2006518-019A		27	1.000	20 Jul 2020 6:14 pm
18) 07202015.D 2006518-020A		28	1.000	20 Jul 2020 6:42 pm
19) 07202016.D 2006518-021A		29	1.000	20 Jul 2020 7:09 pm
20) 07202017.D 2006518-011A	Data not used.	30	1.000	20 Jul 2020 7:37 pm
21) 07202018.D PRINSE		5	1.000	20 Jul 2020 8:04 pm

22) 07202019.D						
RINSE	5	1.000	20 Jul 2020	8:31	pm	
-----						
23) 07202020.D						
CCB-072020-1	2	1.000	20 Jul 2020	8:59	pm	
-----						
24) 07202021.D						
CCV-DRO-072020-1	4	1.000	20 Jul 2020	9:26	pm	
-----						
25) 07202022.D						
2006583-002A	31	1.000	20 Jul 2020	9:53	pm	Data not Used.
-----						
26) 07202023.D						
2006583-001A	32	1.000	20 Jul 2020	10:21	pm	4X DIL
-----						
27) 07202024.D						
CCB-072020-2	2	1.000	20 Jul 2020	10:48	pm	
-----						
28) 07202025.D						
CCV-DRO-072020-2	4	1.000	20 Jul 2020	11:15	pm	
-----						

Data Path : R:\2\DATA\072020\  
 Data File : 07202001.D  
 Signal(s) : FID2B.CH  
 Acq On : 20 Jul 2020 12:18 pm  
 Operator : GCSVOC-Dhiren  
 Sample : RTX-072020  
 Misc :  
 ALS Vial : 1 Sample Multiplier: 1

Integration File: EVENTS.E  
 Quant Time: Jul 20 12:52:42 2020  
 Quant Method : Z:\HPCHEM\2\METHODS\C10-40.M  
 Quant Title : Retention Time C8-40  
 QLast Update : Wed Dec 18 10:37:38 2019  
 Response via : Initial Calibration  
 Integrator: ChemStation 6890 Scale Mode: Large solvent peaks clipped

Volume Inj. :  
 Signal Phase :  
 Signal Info :

	Compound	R.T.	Response	Conc Units
-----				
Target	Compounds			
1)	C8	2.389	197770544	2.416 ug/mL
2)	C10	3.837	196042336	165.441 ug/mL
3)	C12	5.091	195853659	170.038 ug/mL
4)	C14	6.185	195188699	172.076 ug/mL
5)	C16	7.157	197093102	177.343 ug/mL
6)	C18	8.032	201365733	182.457 ug/mL
7)	C20	8.828	205318730	185.558 ug/mL
8)	C22	9.556	209694875	185.895 ug/mL
9)	C24	10.226	209156876	180.567 ug/mL
10)	C25	10.542	189772080	182.431 ug/mL
11)	C26	10.847	201669703	168.678 ug/mL
12)	C28	11.424	182712283	147.191 ug/mL
13)	C30	11.967	156597796	126.091 ug/mL
14)	C32	12.540	118868128	99.919 ug/mL
15)	C34	13.171	85092320	76.944 ug/mL
16)	C36	13.919	56742271	61.559 ug/mL
17)	C38	14.890	36900744	52.421 ug/mL
18)	C40	16.280f	29553881	57.555 ug/mL
-----				

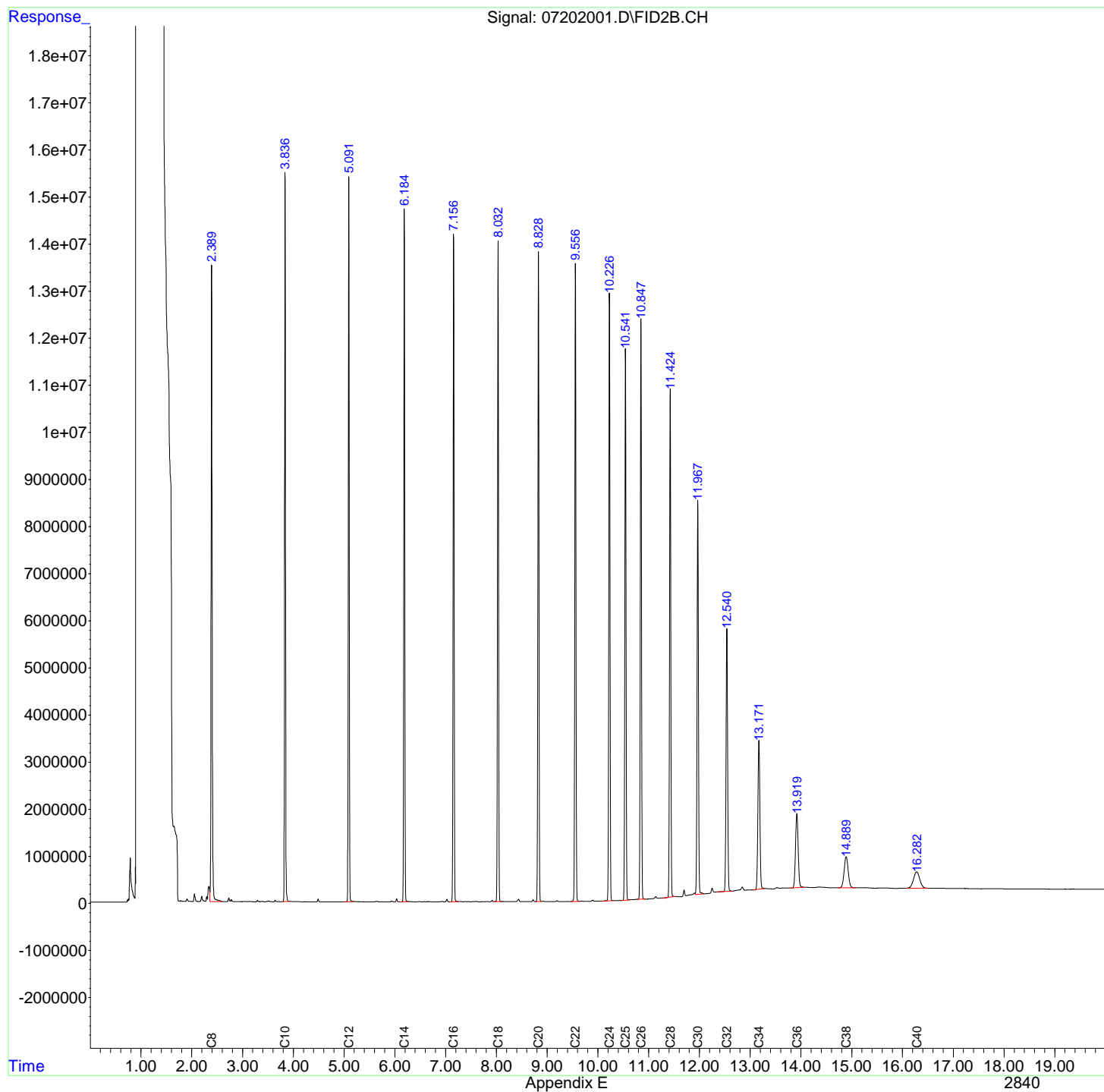
(f)=RT Delta > 1/2 Window

(m)=manual int.

Data Path : R:\2\DATA\072020\  
Data File : 07202001.D  
Signal(s) : FID2B.CH  
Acq On : 20 Jul 2020 12:18 pm  
Operator : GCSVOC-Dhiren  
Sample : RTX-072020  
Misc :  
ALS Vial : 1 Sample Multiplier: 1

Integration File: EVENTS.E  
Quant Time: Jul 20 12:52:42 2020  
Quant Method : Z:\HPCHEM\2\METHODS\C10-40.M  
Quant Title : Rentention Time C8-40  
QLast Update : Wed Dec 18 10:37:38 2019  
Response via : Initial Calibration  
Integrator: ChemStation 6890 Scale Mode: Large solvent peaks clipped

Volume Inj. :  
Signal Phase :  
Signal Info :



Data Path : R:\2\DATA\072020\  
 Data File : 07202002.D  
 Signal(s) : FID2B.CH  
 Acq On : 20 Jul 2020 12:45 pm  
 Operator : GCSVOC-Dhiren  
 Sample : CCB-072020  
 Misc :  
 ALS Vial : 2 Sample Multiplier: 1

Integration File: EVENTS.E  
 Quant Time: Jul 21 15:48:39 2020  
 Quant Method : Z:\HPCHEM\2\METHODS\022820DRO-ORO.M  
 Quant Title : DRO-ORO 09-09-15 DRO/ORO  
 QLast Update : Fri Feb 28 16:32:12 2020  
 Response via : Initial Calibration  
 Integrator: ChemStation 6890 Scale Mode: Large solvent peaks clipped

Volume Inj. :  
 Signal Phase :  
 Signal Info :

Compound	R.T.	Response	Conc	Units
-----				
System Monitoring Compounds				
4) S n-Eicosane	8.827	27842220	14.393	ug/mLm
8) S1 Squalene	11.553	21764013	13.016	ug/mLm
Target Compounds				
1) H DRO C10-C20	0.000	0	N.D.	ug/mL
2) H DRO C10-C25	0.000	0	N.D.	ug/mL
3) H DRO C10-C28	0.000	0	N.D.	ug/mL
5) H1 ORO C20-C34	0.000	0	N.D.	ug/mL
6) H1 ORO C25-C36	0.000	0	N.D.	ug/mL
7) H1 DRO C10-C36	0.000	0	N.D.	ug/mL
-----				

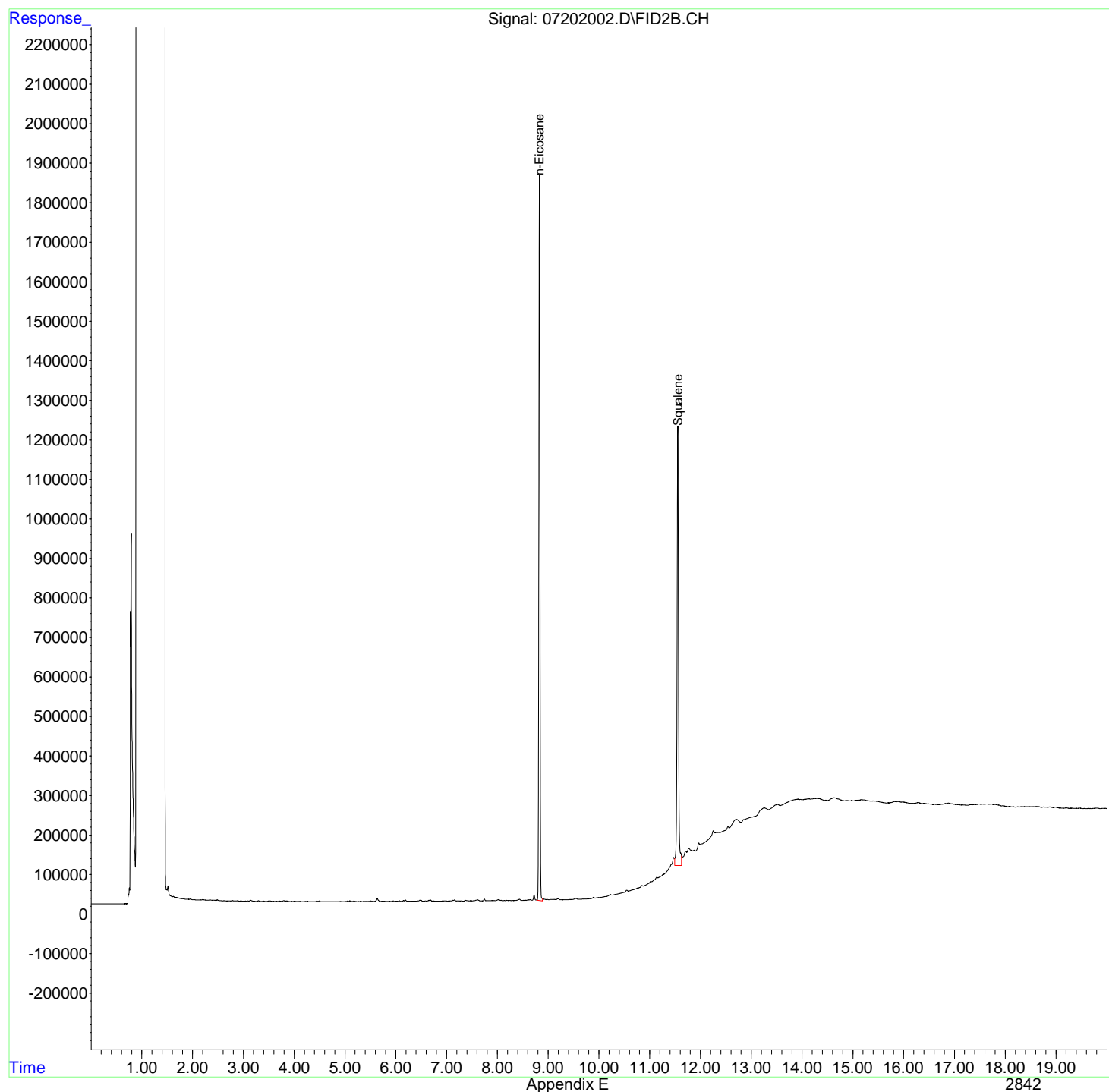
(f)=RT Delta > 1/2 Window

(m)=manual int.

Data Path : R:\2\DATA\072020\  
Data File : 07202002.D  
Signal(s) : FID2B.CH  
Acq On : 20 Jul 2020 12:45 pm  
Operator : GCSVOC-Dhiren  
Sample : CCB-072020  
Misc :  
ALS Vial : 2 Sample Multiplier: 1

Integration File: EVENTS.E  
Quant Time: Jul 21 15:48:39 2020  
Quant Method : Z:\HPCHEM\2\METHODS\022820DRO-ORO.M  
Quant Title : DRO-ORO 09-09-15 DRO/ORO  
QLast Update : Fri Feb 28 16:32:12 2020  
Response via : Initial Calibration  
Integrator: ChemStation 6890 Scale Mode: Large solvent peaks clipped

Volume Inj. :  
Signal Phase :  
Signal Info :



Data Path : R:\2\DATA\072020\  
 Data File : 07202003.D  
 Signal(s) : FID2B.CH  
 Acq On : 20 Jul 2020 1:12 pm  
 Operator : GCSVOC-Dhiren  
 Sample : CRQL-DRO-072020  
 Misc :  
 ALS Vial : 3 Sample Multiplier: 1

Integration File: EVENTS.E  
 Quant Time: Jul 20 14:14:06 2020  
 Quant Method : Z:\HPCHEM\2\METHODS\022820DRO-ORO.M  
 Quant Title : DRO-ORO 09-09-15 DRO/ORO  
 QLast Update : Fri Feb 28 16:32:12 2020  
 Response via : Initial Calibration  
 Integrator: ChemStation 6890 Scale Mode: Large solvent peaks clipped

Volume Inj. :  
 Signal Phase :  
 Signal Info :

Compound	R.T.	Response	Conc Units
-----			
System Monitoring Compounds			
4) S n-Eicosane	0.000	0	N.D. ug/mL
8) S1 Squalene	11.554	5408467	2.667 ug/mLm
Target Compounds			
1) H DRO C10-C20	5.050	116707964	62.076 ug/mLm
2) H DRO C10-C25	5.150	132212535	63.878 ug/mLm
3) H DRO C10-C28	6.850	148063025	64.515 ug/mLm
5) H1 ORO C20-C34	0.000	0	N.D. ug/mL
6) H1 ORO C25-C36	0.000	0	N.D. ug/mL
7) H1 DRO C10-C36	0.000	0	N.D. ug/mL
-----			

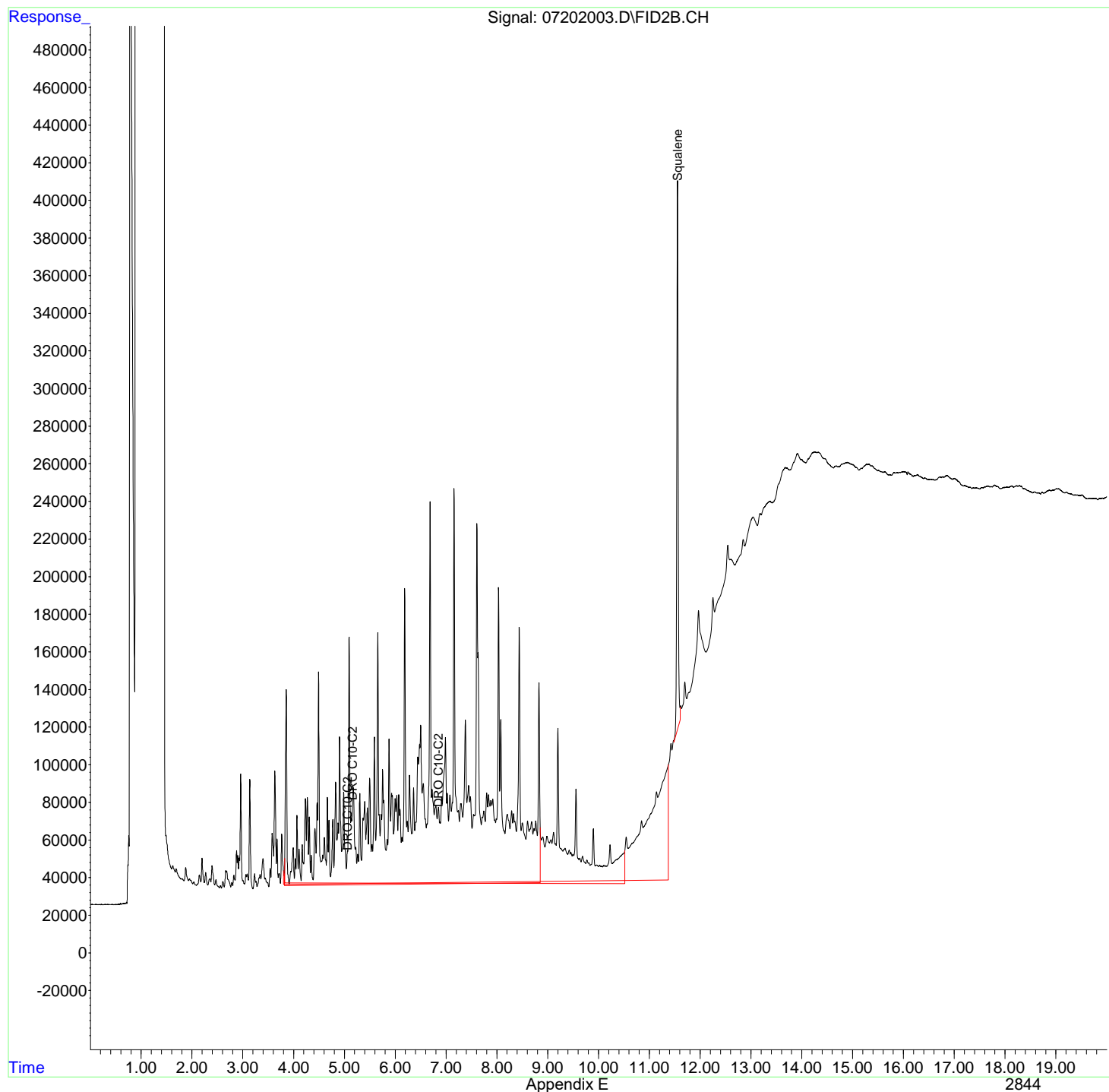
(f)=RT Delta > 1/2 Window

(m)=manual int.

Data Path : R:\2\DATA\072020\  
Data File : 07202003.D  
Signal(s) : FID2B.CH  
Acq On : 20 Jul 2020 1:12 pm  
Operator : GCSVOC-Dhiren  
Sample : CRQL-DRO-072020  
Misc :  
ALS Vial : 3 Sample Multiplier: 1

Integration File: EVENTS.E  
Quant Time: Jul 20 14:14:06 2020  
Quant Method : Z:\HPCHEM\2\METHODS\022820DRO-ORO.M  
Quant Title : DRO-ORO 09-09-15 DRO/ORO  
QLast Update : Fri Feb 28 16:32:12 2020  
Response via : Initial Calibration  
Integrator: ChemStation 6890 Scale Mode: Large solvent peaks clipped

Volume Inj. :  
Signal Phase :  
Signal Info :





Data Path : R:\2\DATA\072020\  
 Data File : 07202004.D  
 Signal(s) : FID2B.CH  
 Acq On : 20 Jul 2020 1:40 pm  
 Operator : GCSVOC-Dhiren  
 Sample : CCV-DRO-072020  
 Misc :  
 ALS Vial : 4 Sample Multiplier: 1

Integration File: EVENTS.E  
 Quant Time: Jul 21 15:49:52 2020  
 Quant Method : Z:\HPCHEM\2\METHODS\022820DRO-ORO.M  
 Quant Title : DRO-ORO 09-09-15 DRO/ORO  
 QLast Update : Fri Feb 28 16:32:12 2020  
 Response via : Initial Calibration  
 Integrator: ChemStation 6890 Scale Mode: Large solvent peaks clipped

Volume Inj. :  
 Signal Phase :  
 Signal Info :

Min. RRF : 0.000 Min. Rel. Area : 50% Max. R.T. Dev 0.50min  
 Max. RRF Dev : 15% Max. Rel. Area : 150%

	Compound	Amount	Calc.	%Dev	Area%	Dev (Min)
1 H	DRO C10-C20	1000.000	952.641	4.7	0	0.00
2 H	DRO C10-C25	1000.000	905.421	9.5	0	0.00
3 H	DRO C10-C28	1000.000	896.429	10.4	0	0.00
5 H1	ORO C20-C34	1000.000	-92.195	109.2#	0	-9.23#
6 H1	ORO C25-C36	1000.000	-102.031	110.2#	0	-10.70#
7 H1	DRO C10-C36	1000.000	997.569	0.2	0	0.00
8 S1	Squalene	20.000	16.483	17.6#	0	0.00

Evaluate Continuing Calibration Report - Not Found

4 S	n-Eicosane	10.000	0.000	100.0#	0	-8.83#
5 H1	ORO C20-C34	1000.000	-92.195	109.2#	0	-9.23#
6 H1	ORO C25-C36	1000.000	-102.031	110.2#	0	-10.70#

(#) = Out of Range

SPCC's out = 0 CCC's out = 0

Data Path : R:\2\DATA\072020\  
 Data File : 07202004.D  
 Signal(s) : FID2B.CH  
 Acq On : 20 Jul 2020 1:40 pm  
 Operator : GCSVOC-Dhiren  
 Sample : CCV-DRO-072020  
 Misc :  
 ALS Vial : 4 Sample Multiplier: 1

Integration File: EVENTS.E  
 Quant Time: Jul 21 15:49:52 2020  
 Quant Method : Z:\HPCHEM\2\METHODS\022820DRO-ORO.M  
 Quant Title : DRO-ORO 09-09-15 DRO/ORO  
 QLast Update : Fri Feb 28 16:32:12 2020  
 Response via : Initial Calibration  
 Integrator: ChemStation 6890 Scale Mode: Large solvent peaks clipped

Volume Inj. :  
 Signal Phase :  
 Signal Info :

Compound	R.T.	Response	Conc	Units
-----				
System Monitoring Compounds				
4) S n-Eicosane	0.000	0	N.D.	ug/mL
8) S1 Squalene	11.553	27243000	16.483	ug/mLm
Target Compounds				
1) H DRO C10-C20	5.050	1442549444	952.641	ug/mLm
2) H DRO C10-C25	5.150	1594576977	905.421	ug/mLm
3) H DRO C10-C28	6.850	1624779310	896.429	ug/mLm
5) H1 ORO C20-C34	0.000	0	N.D.	ug/mL
6) H1 ORO C25-C36	0.000	0	N.D.	ug/mL
7) H1 DRO C10-C36	8.400	1920764345	997.569	ug/mLm
-----				

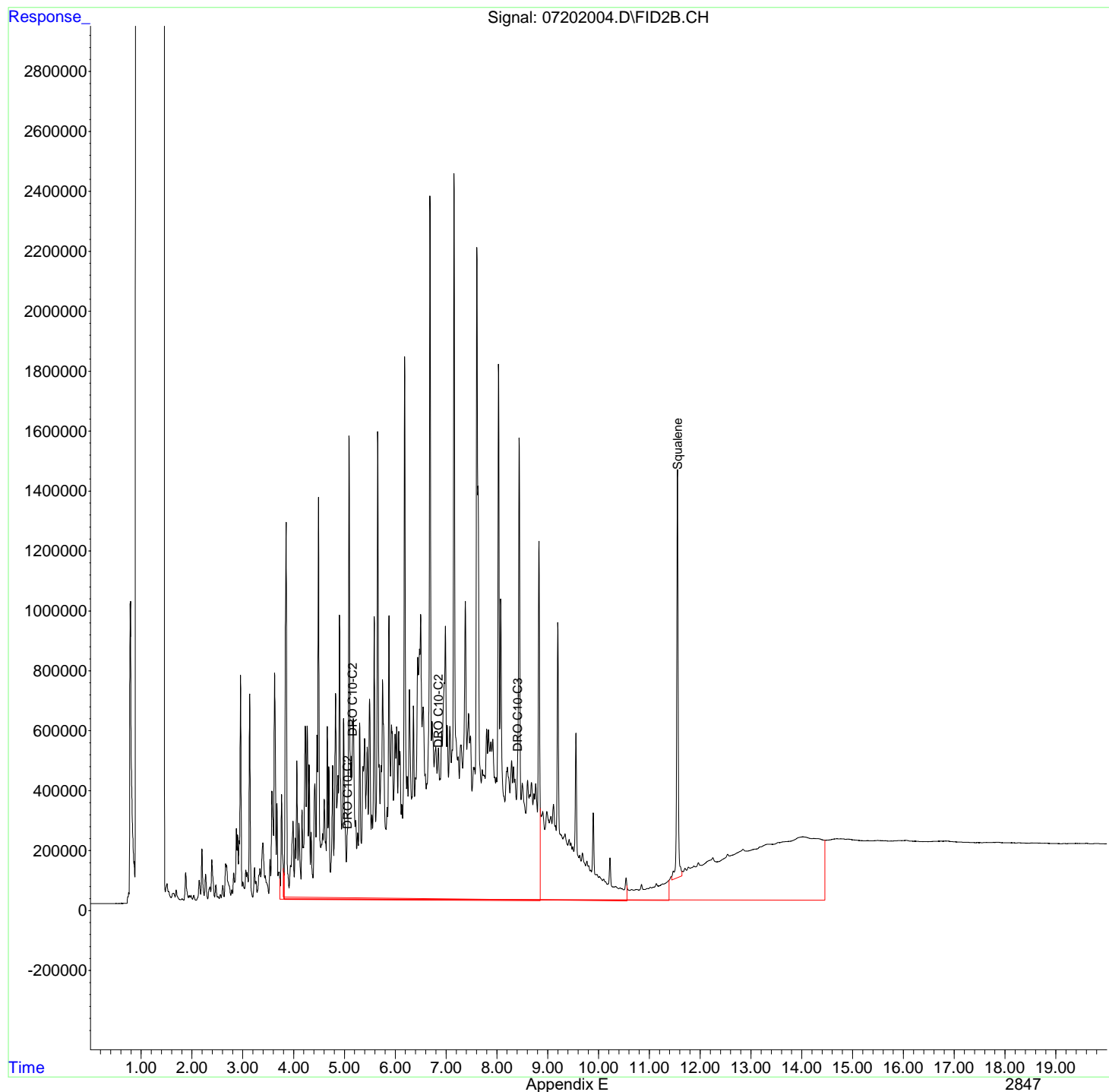
(f)=RT Delta > 1/2 Window

(m)=manual int.

Data Path : R:\2\DATA\072020\  
Data File : 07202004.D  
Signal(s) : FID2B.CH  
Acq On : 20 Jul 2020 1:40 pm  
Operator : GCSVOC-Dhiren  
Sample : CCV-DRO-072020  
Misc :  
ALS Vial : 4 Sample Multiplier: 1

Integration File: EVENTS.E  
Quant Time: Jul 21 15:49:52 2020  
Quant Method : Z:\HPCHEM\2\METHODS\022820DRO-ORO.M  
Quant Title : DRO-ORO 09-09-15 DRO/ORO  
QLast Update : Fri Feb 28 16:32:12 2020  
Response via : Initial Calibration  
Integrator: ChemStation 6890 Scale Mode: Large solvent peaks clipped

Volume Inj. :  
Signal Phase :  
Signal Info :



Data Path : R:\2\DATA\072020\  
 Data File : 07202006.D  
 Signal(s) : FID2B.CH  
 Acq On : 20 Jul 2020 2:35 pm  
 Operator : GCSVOC-Dhiren  
 Sample : 2006518-013A  
 Misc :  
 ALS Vial : 19 Sample Multiplier: 1

Integration File: EVENTS.E  
 Quant Time: Jul 20 16:49:55 2020  
 Quant Method : Z:\HPCHEM\2\METHODS\022820DRO-ORO.M  
 Quant Title : DRO-ORO 09-09-15 DRO/ORO  
 QLast Update : Fri Feb 28 16:32:12 2020  
 Response via : Initial Calibration  
 Integrator: ChemStation 6890 Scale Mode: Large solvent peaks clipped

Volume Inj. :  
 Signal Phase :  
 Signal Info :

Compound	R.T.	Response	Conc Units
-----			
System Monitoring Compounds			
4) S n-Eicosane	8.827	31611597	16.423 ug/mLm
8) S1 Squalene	11.554	27650290	16.741 ug/mLm
Target Compounds			
1) H DRO C10-C20	0.000	0	N.D. ug/mL
2) H DRO C10-C25	0.000	0	N.D. ug/mL
3) H DRO C10-C28	0.000	0	N.D. ug/mL
5) H1 ORO C20-C34	9.230	1106221602	938.069 ug/mLm
6) H1 ORO C25-C36	10.700	1193243659	832.701 ug/mLm
7) H1 DRO C10-C36	0.000	0	N.D. ug/mL
-----			

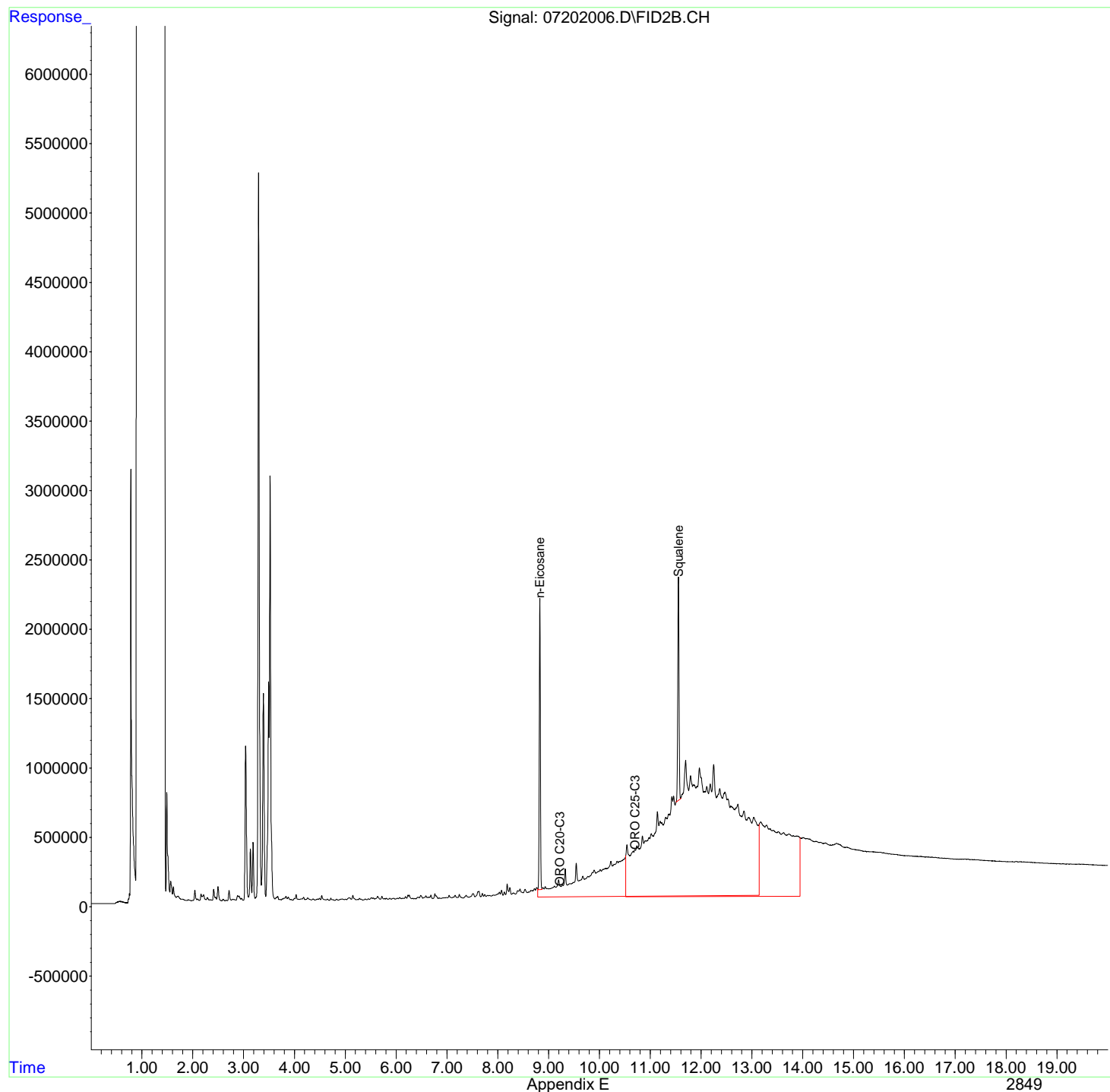
(f)=RT Delta > 1/2 Window

(m)=manual int.

Data Path : R:\2\DATA\072020\  
Data File : 07202006.D  
Signal(s) : FID2B.CH  
Acq On : 20 Jul 2020 2:35 pm  
Operator : GCSVOC-Dhiren  
Sample : 2006518-013A  
Misc :  
ALS Vial : 19 Sample Multiplier: 1

Integration File: EVENTS.E  
Quant Time: Jul 20 16:49:55 2020  
Quant Method : Z:\HPCHEM\2\METHODS\022820DRO-ORO.M  
Quant Title : DRO-ORO 09-09-15 DRO/ORO  
QLast Update : Fri Feb 28 16:32:12 2020  
Response via : Initial Calibration  
Integrator: ChemStation 6890 Scale Mode: Large solvent peaks clipped

Volume Inj. :  
Signal Phase :  
Signal Info :



Data Path : R:\2\DATA\072020\  
 Data File : 07202007.D  
 Signal(s) : FID2B.CH  
 Acq On : 20 Jul 2020 3:02 pm  
 Operator : GCSVOC-Dhiren  
 Sample : 2006518-014A  
 Misc :  
 ALS Vial : 20 Sample Multiplier: 1

Integration File: EVENTS.E  
 Quant Time: Jul 20 16:53:23 2020  
 Quant Method : Z:\HPCHEM\2\METHODS\022820DRO-ORO.M  
 Quant Title : DRO-ORO 09-09-15 DRO/ORO  
 QLast Update : Fri Feb 28 16:32:12 2020  
 Response via : Initial Calibration  
 Integrator: ChemStation 6890 Scale Mode: Large solvent peaks clipped

Volume Inj. :  
 Signal Phase :  
 Signal Info :

Compound	R.T.	Response	Conc	Units
-----				
System Monitoring Compounds				
4) S n-Eicosane	8.828	42033782	22.036	ug/mLm
8) S1 Squalene	11.554	34162844	20.862	ug/mLm
Target Compounds				
1) H DRO C10-C20	0.000	0	N.D.	ug/mL
2) H DRO C10-C25	0.000	0	N.D.	ug/mL
3) H DRO C10-C28	0.000	0	N.D.	ug/mL
5) H1 ORO C20-C34	9.230	795572760	648.837	ug/mLm
6) H1 ORO C25-C36	10.700	989250996	672.947	ug/mLm
7) H1 DRO C10-C36	0.000	0	N.D.	ug/mL
-----				

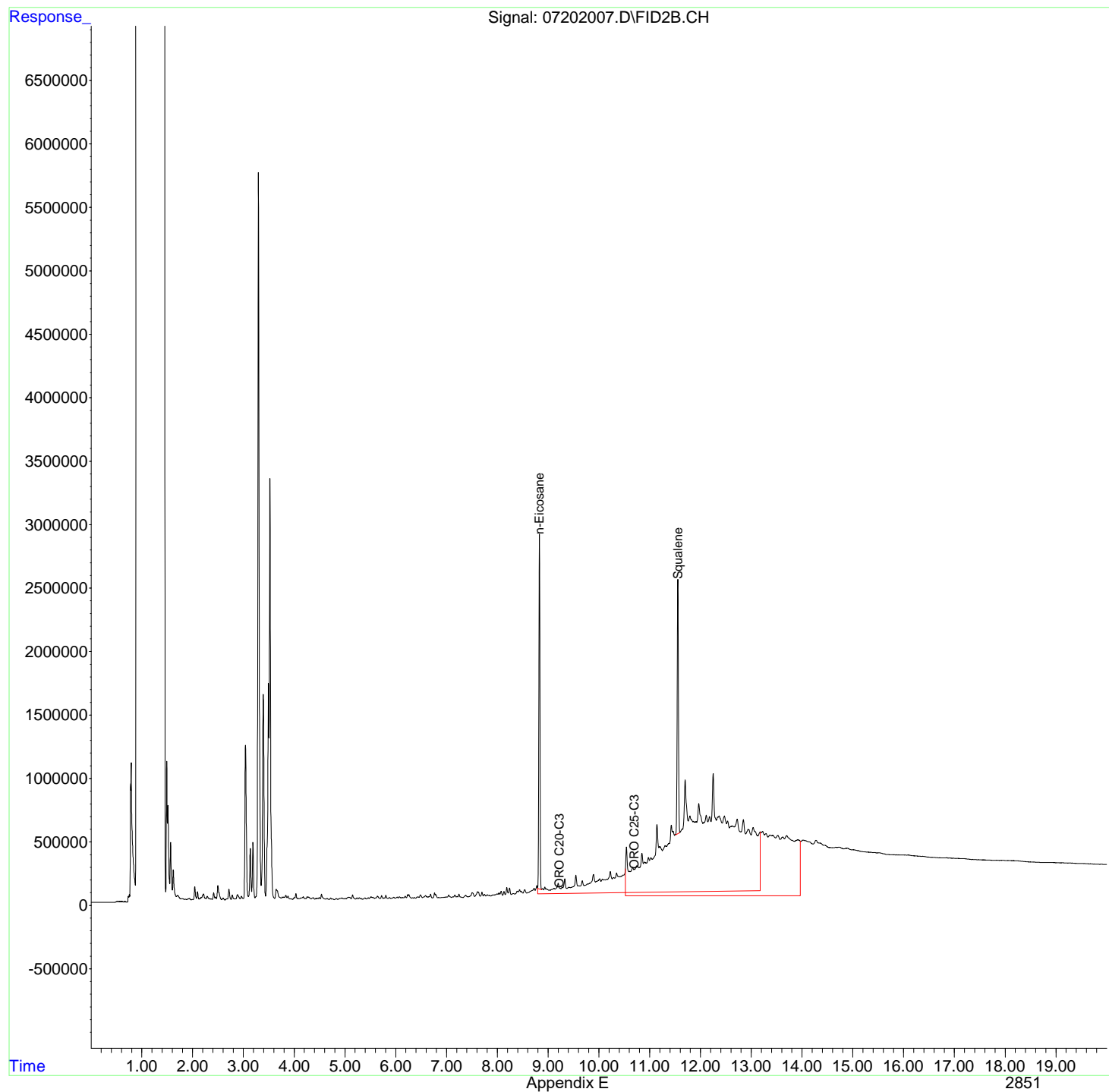
(f)=RT Delta > 1/2 Window

(m)=manual int.

Data Path : R:\2\DATA\072020\  
Data File : 07202007.D  
Signal(s) : FID2B.CH  
Acq On : 20 Jul 2020 3:02 pm  
Operator : GCSVOC-Dhiren  
Sample : 2006518-014A  
Misc :  
ALS Vial : 20 Sample Multiplier: 1

Integration File: EVENTS.E  
Quant Time: Jul 20 16:53:23 2020  
Quant Method : Z:\HPCHEM\2\METHODS\022820DRO-ORO.M  
Quant Title : DRO-ORO 09-09-15 DRO/ORO  
QLast Update : Fri Feb 28 16:32:12 2020  
Response via : Initial Calibration  
Integrator: ChemStation 6890 Scale Mode: Large solvent peaks clipped

Volume Inj. :  
Signal Phase :  
Signal Info :



Data Path : R:\2\DATA\072020\  
 Data File : 07202008.D  
 Signal(s) : FID2B.CH  
 Acq On : 20 Jul 2020 3:30 pm  
 Operator : GCSVOC-Dhiren  
 Sample : 2006518-015A  
 Misc :  
 ALS Vial : 21 Sample Multiplier: 1

Integration File: EVENTS.E  
 Quant Time: Jul 20 16:55:52 2020  
 Quant Method : Z:\HPCHEM\2\METHODS\022820DRO-ORO.M  
 Quant Title : DRO-ORO 09-09-15 DRO/ORO  
 QLast Update : Fri Feb 28 16:32:12 2020  
 Response via : Initial Calibration  
 Integrator: ChemStation 6890 Scale Mode: Large solvent peaks clipped

Volume Inj. :  
 Signal Phase :  
 Signal Info :

Compound	R.T.	Response	Conc Units
-----			
System Monitoring Compounds			
4) S n-Eicosane	8.829	40658368	21.296 ug/mLm
8) S1 Squalene	11.554	29071556	17.640 ug/mLm
Target Compounds			
1) H DRO C10-C20	0.000	0	N.D. ug/mL
2) H DRO C10-C25	0.000	0	N.D. ug/mL
3) H DRO C10-C28	0.000	0	N.D. ug/mL
5) H1 ORO C20-C34	9.230	433182950	311.432 ug/mLm
6) H1 ORO C25-C36	10.700	557436043	334.778 ug/mLm
7) H1 DRO C10-C36	0.000	0	N.D. ug/mL
-----			

(f)=RT Delta > 1/2 Window

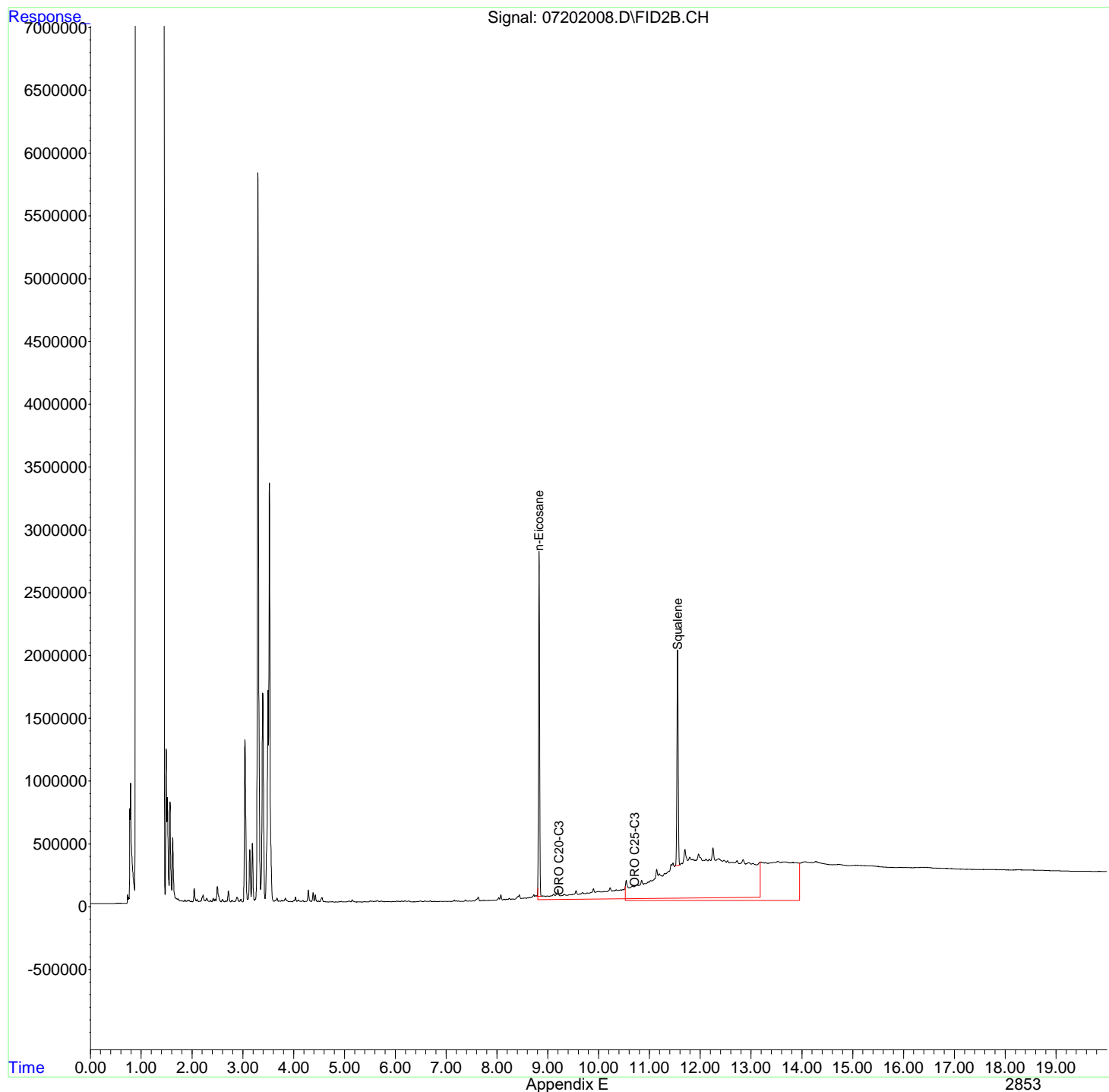
(m)=manual int.



Data Path : R:\2\DATA\072020\  
Data File : 07202008.D  
Signal(s) : FID2B.CH  
Acq On : 20 Jul 2020 3:30 pm  
Operator : GCSVOC-Dhiren  
Sample : 2006518-015A  
Misc :  
ALS Vial : 21 Sample Multiplier: 1

Integration File: EVENTS.E  
Quant Time: Jul 20 16:55:52 2020  
Quant Method : Z:\HPCHEM\2\METHODS\022820DRO-ORO.M  
Quant Title : DRO-ORO 09-09-15 DRO/ORO  
QLast Update : Fri Feb 28 16:32:12 2020  
Response via : Initial Calibration  
Integrator: ChemStation 6890 Scale Mode: Large solvent peaks clipped

Volume Inj. :  
Signal Phase :  
Signal Info :



Data Path : R:\2\DATA\072020\  
 Data File : 07202009.D  
 Signal(s) : FID2B.CH  
 Acq On : 20 Jul 2020 3:57 pm  
 Operator : GCSVOC-Dhiren  
 Sample : 2006518-015AMS  
 Misc :  
 ALS Vial : 22 Sample Multiplier: 1

Integration File: EVENTS.E  
 Quant Time: Jul 21 17:45:41 2020  
 Quant Method : Z:\HPCHEM\2\METHODS\022820DRO-ORO.M  
 Quant Title : DRO-ORO 09-09-15 DRO/ORO  
 QLast Update : Fri Feb 28 16:32:12 2020  
 Response via : Initial Calibration  
 Integrator: ChemStation 6890 Scale Mode: Large solvent peaks clipped

Volume Inj. :  
 Signal Phase :  
 Signal Info :

Compound	R.T.	Response	Conc Units
-----			
System Monitoring Compounds			
4) S n-Eicosane	8.829	43830940	23.004 ug/mLm
8) S1 Squalene	11.555	30448494	18.512 ug/mLm
Target Compounds			
1) H DRO C10-C20	5.050	882503971	576.459 ug/mLm
2) H DRO C10-C25	5.150	1100423348	621.052 ug/mLm
3) H DRO C10-C28	6.850	1286957384	706.116 ug/mLm
5) H1 ORO C20-C34	9.230	973971575	814.937 ug/mLm
6) H1 ORO C25-C36	10.700	990415646	673.859 ug/mLm
7) H1 DRO C10-C36	0.000	0	N.D. ug/mL
-----			

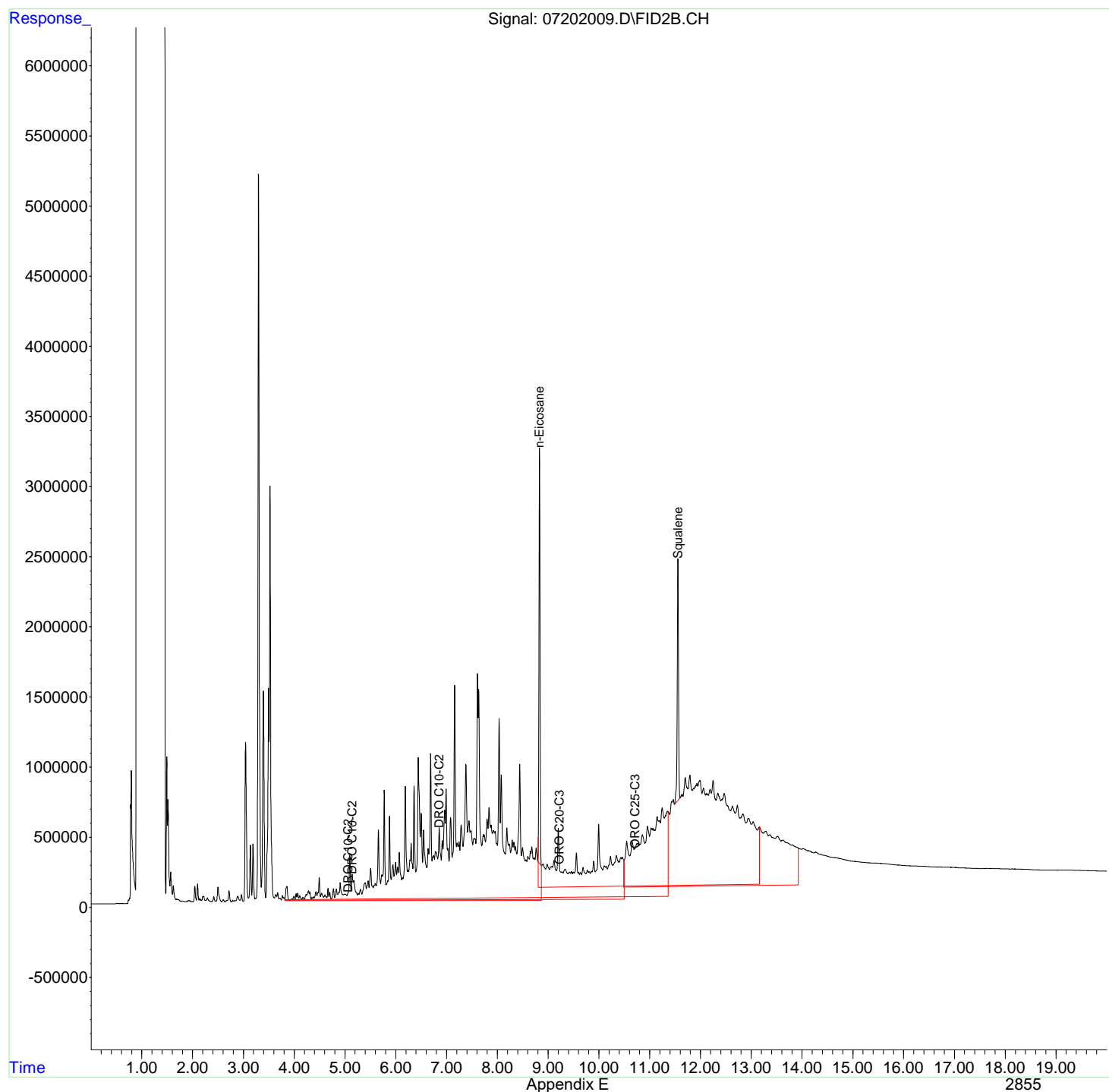
(f)=RT Delta > 1/2 Window

(m)=manual int.

Data Path : R:\2\DATA\072020\  
Data File : 07202009.D  
Signal(s) : FID2B.CH  
Acq On : 20 Jul 2020 3:57 pm  
Operator : GCSVOC-Dhiren  
Sample : 2006518-015AMS  
Misc :  
ALS Vial : 22 Sample Multiplier: 1

Integration File: EVENTS.E  
Quant Time: Jul 21 17:45:41 2020  
Quant Method : Z:\HPCHEM\2\METHODS\022820DRO-ORO.M  
Quant Title : DRO-ORO 09-09-15 DRO/ORO  
QLast Update : Fri Feb 28 16:32:12 2020  
Response via : Initial Calibration  
Integrator: ChemStation 6890 Scale Mode: Large solvent peaks clipped

Volume Inj. :  
Signal Phase :  
Signal Info :



Data Path : R:\2\DATA\072020\  
 Data File : 07202010.D  
 Signal(s) : FID2B.CH  
 Acq On : 20 Jul 2020 4:24 pm  
 Operator : GCSVOC-Dhiren  
 Sample : 2006518-015AMSD  
 Misc :  
 ALS Vial : 23 Sample Multiplier: 1

Integration File: EVENTS.E  
 Quant Time: Jul 21 17:49:29 2020  
 Quant Method : Z:\HPCHEM\2\METHODS\022820DRO-ORO.M  
 Quant Title : DRO-ORO 09-09-15 DRO/ORO  
 QLast Update : Fri Feb 28 16:32:12 2020  
 Response via : Initial Calibration  
 Integrator: ChemStation 6890 Scale Mode: Large solvent peaks clipped

Volume Inj. :  
 Signal Phase :  
 Signal Info :

Compound	R.T.	Response	Conc Units
-----			
System Monitoring Compounds			
4) S n-Eicosane	8.829	47632734	25.052 ug/mLm
8) S1 Squalene	11.556	32932150	20.083 ug/mLm
Target Compounds			
1) H DRO C10-C20	5.050	967757997	633.724 ug/mLm
2) H DRO C10-C25	5.150	1293934006	732.411 ug/mLm
3) H DRO C10-C28	6.850	1603462877	884.421 ug/mLm
5) H1 ORO C20-C34	9.230	888123506	735.007 ug/mLm
6) H1 ORO C25-C36	10.700	915597668	615.267 ug/mLm
7) H1 DRO C10-C36	8.400	2689998996	1441.758 ug/mLm
-----			

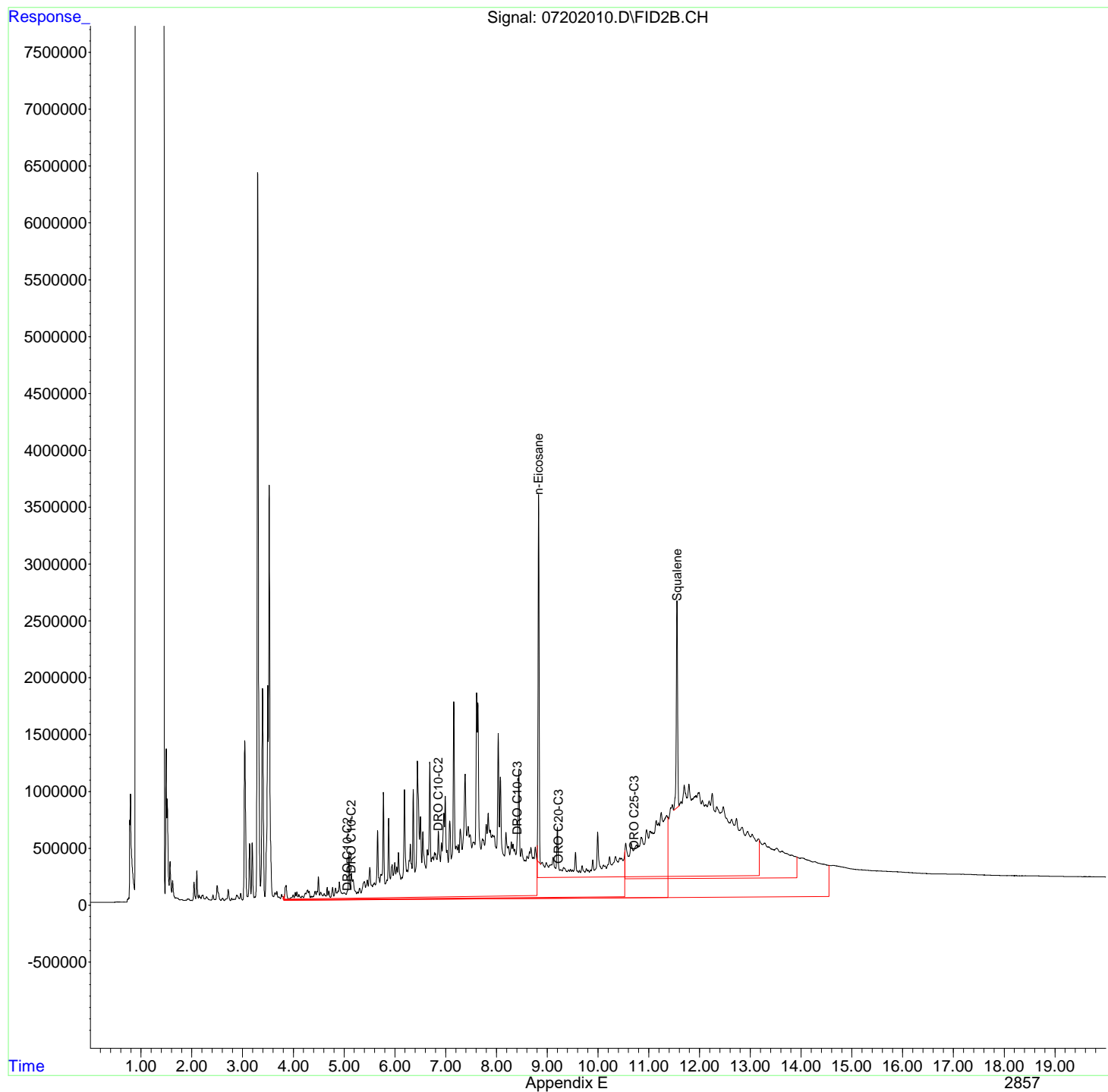
(f)=RT Delta > 1/2 Window

(m)=manual int.

Data Path : R:\2\DATA\072020\  
Data File : 07202010.D  
Signal(s) : FID2B.CH  
Acq On : 20 Jul 2020 4:24 pm  
Operator : GCSVOC-Dhiren  
Sample : 2006518-015AMSD  
Misc :  
ALS Vial : 23 Sample Multiplier: 1

Integration File: EVENTS.E  
Quant Time: Jul 21 17:49:29 2020  
Quant Method : Z:\HPCHEM\2\METHODS\022820DRO-ORO.M  
Quant Title : DRO-ORO 09-09-15 DRO/ORO  
QLast Update : Fri Feb 28 16:32:12 2020  
Response via : Initial Calibration  
Integrator: ChemStation 6890 Scale Mode: Large solvent peaks clipped

Volume Inj. :  
Signal Phase :  
Signal Info :



Data Path : R:\2\DATA\072020\  
 Data File : 07202011.D  
 Signal(s) : FID2B.CH  
 Acq On : 20 Jul 2020 4:52 pm  
 Operator : GCSVOC-Dhiren  
 Sample : 2006518-016A  
 Misc :  
 ALS Vial : 24 Sample Multiplier: 1

Integration File: EVENTS.E  
 Quant Time: Jul 21 17:37:54 2020  
 Quant Method : Z:\HPCHEM\2\METHODS\022820DRO-ORO.M  
 Quant Title : DRO-ORO 09-09-15 DRO/ORO  
 QLast Update : Fri Feb 28 16:32:12 2020  
 Response via : Initial Calibration  
 Integrator: ChemStation 6890 Scale Mode: Large solvent peaks clipped

Volume Inj. :  
 Signal Phase :  
 Signal Info :

Compound	R.T.	Response	Conc	Units
-----				
System Monitoring Compounds				
4) S n-Eicosane	8.830	38061519	19.897	ug/mLm
8) S1 Squalene	11.556	32570023	19.854	ug/mLm
Target Compounds				
1) H DRO C10-C20	0.000	0	N.D.	ug/mL
2) H DRO C10-C25	0.000	0	N.D.	ug/mL
3) H DRO C10-C28	0.000	0	N.D.	ug/mL
5) H1 ORO C20-C34	9.230	2306874360	2055.943	ug/mLm
6) H1 ORO C25-C36	10.700	2441213450	1810.030	ug/mLm
7) H1 DRO C10-C36	0.000	0	N.D.	ug/mL
-----				

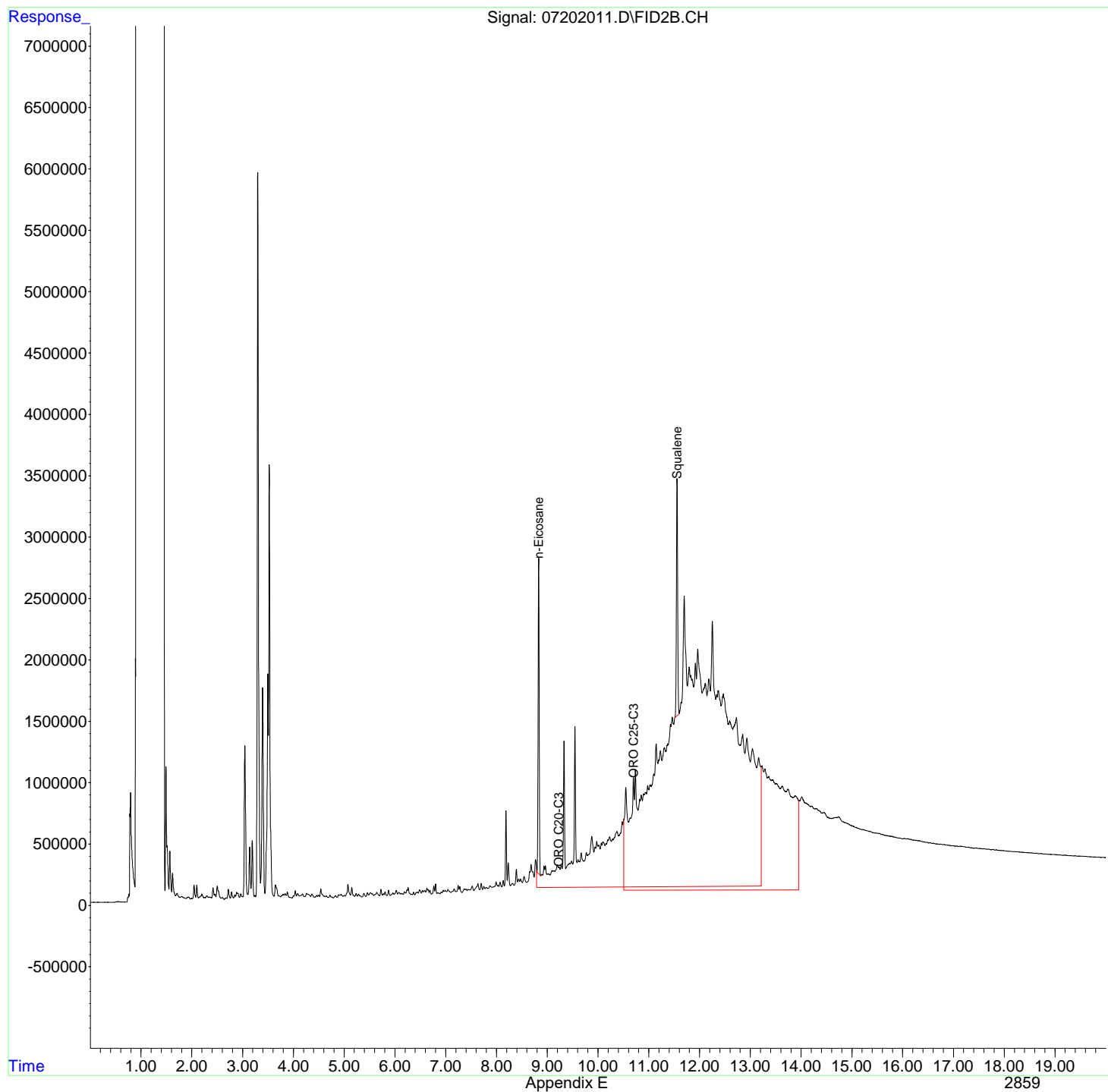
(f)=RT Delta > 1/2 Window

(m)=manual int.

Data Path : R:\2\DATA\072020\  
Data File : 07202011.D  
Signal(s) : FID2B.CH  
Acq On : 20 Jul 2020 4:52 pm  
Operator : GCSVOC-Dhiren  
Sample : 2006518-016A  
Misc :  
ALS Vial : 24 Sample Multiplier: 1

Integration File: EVENTS.E  
Quant Time: Jul 21 17:37:54 2020  
Quant Method : Z:\HPCHEM\2\METHODS\022820DRO-ORO.M  
Quant Title : DRO-ORO 09-09-15 DRO/ORO  
QLast Update : Fri Feb 28 16:32:12 2020  
Response via : Initial Calibration  
Integrator: ChemStation 6890 Scale Mode: Large solvent peaks clipped

Volume Inj. :  
Signal Phase :  
Signal Info :



Data Path : R:\2\DATA\072020\  
 Data File : 07202012.D  
 Signal(s) : FID2B.CH  
 Acq On : 20 Jul 2020 5:19 pm  
 Operator : GCSVOC-Dhiren  
 Sample : 2006518-017A  
 Misc :  
 ALS Vial : 25 Sample Multiplier: 1

Integration File: EVENTS.E  
 Quant Time: Jul 21 13:45:01 2020  
 Quant Method : Z:\HPCHEM\2\METHODS\022820DRO-ORO.M  
 Quant Title : DRO-ORO 09-09-15 DRO/ORO  
 QLast Update : Fri Feb 28 16:32:12 2020  
 Response via : Initial Calibration  
 Integrator: ChemStation 6890 Scale Mode: Large solvent peaks clipped

Volume Inj. :  
 Signal Phase :  
 Signal Info :

Compound	R.T.	Response	Conc Units
-----			
System Monitoring Compounds			
4) S n-Eicosane	8.829	37711395	19.708 ug/mLm
8) S1 Squalene	11.556	31977148	19.479 ug/mLm
Target Compounds			
1) H DRO C10-C20	0.000	0	N.D. ug/mL
2) H DRO C10-C25	0.000	0	N.D. ug/mL
3) H DRO C10-C28	0.000	0	N.D. ug/mL
5) H1 ORO C20-C34	9.230	719775588	578.266 ug/mLm
6) H1 ORO C25-C36	10.700	863498975	574.466 ug/mLm
7) H1 DRO C10-C36	0.000	0	N.D. ug/mL
-----			

(f)=RT Delta > 1/2 Window

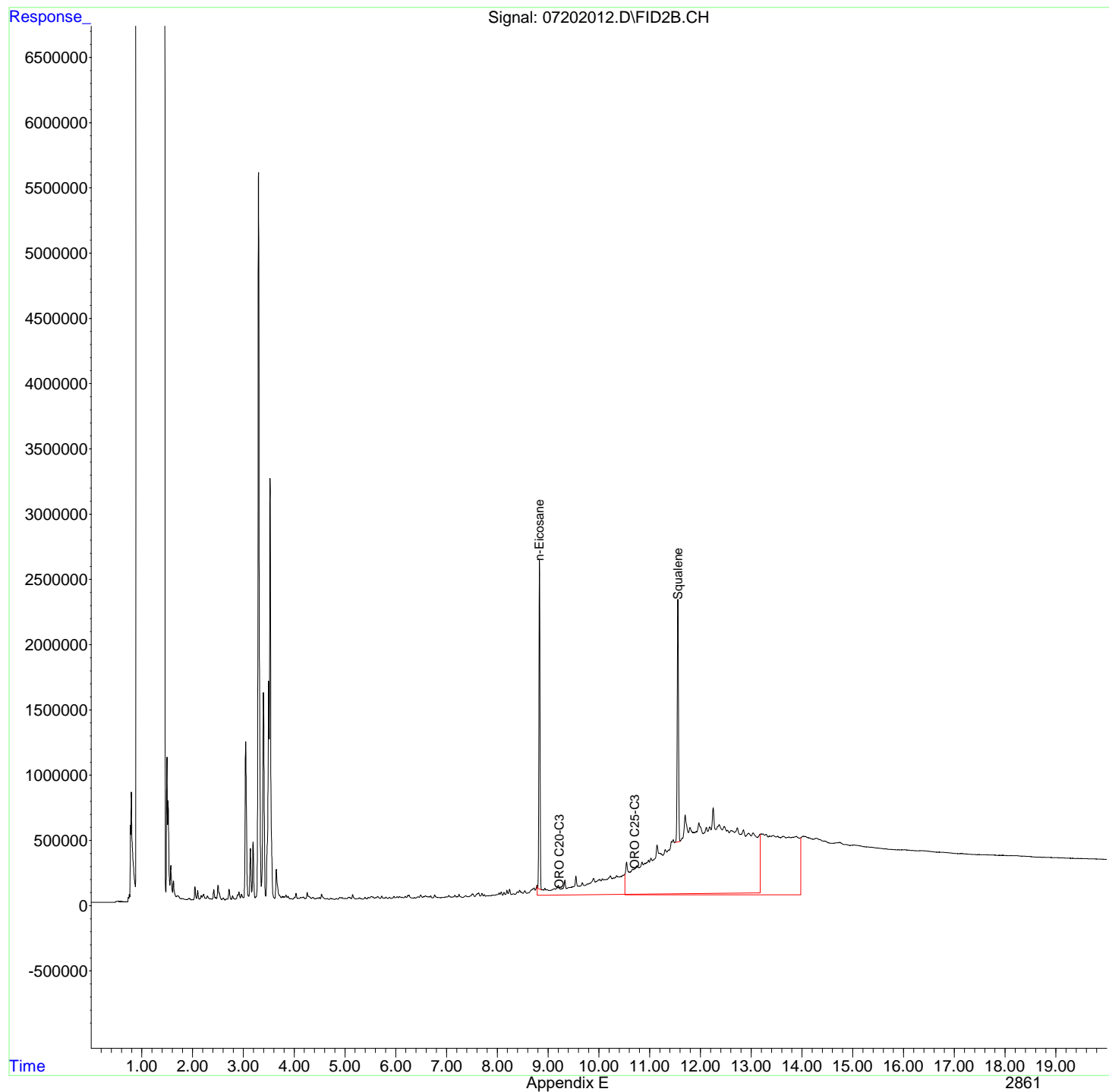
(m)=manual int.



Data Path : R:\2\DATA\072020\  
Data File : 07202012.D  
Signal(s) : FID2B.CH  
Acq On : 20 Jul 2020 5:19 pm  
Operator : GCSVOC-Dhiren  
Sample : 2006518-017A  
Misc :  
ALS Vial : 25 Sample Multiplier: 1

Integration File: EVENTS.E  
Quant Time: Jul 21 13:45:01 2020  
Quant Method : Z:\HPCHEM\2\METHODS\022820DRO-ORO.M  
Quant Title : DRO-ORO 09-09-15 DRO/ORO  
QLast Update : Fri Feb 28 16:32:12 2020  
Response via : Initial Calibration  
Integrator: ChemStation 6890 Scale Mode: Large solvent peaks clipped

Volume Inj. :  
Signal Phase :  
Signal Info :



Data Path : R:\2\DATA\072020\  
 Data File : 07202013.D  
 Signal(s) : FID2B.CH  
 Acq On : 20 Jul 2020 5:47 pm  
 Operator : GCSVOC-Dhiren  
 Sample : 2006518-018A  
 Misc :  
 ALS Vial : 26 Sample Multiplier: 1

Integration File: EVENTS.E  
 Quant Time: Jul 21 15:54:02 2020  
 Quant Method : Z:\HPCHEM\2\METHODS\022820DRO-ORO.M  
 Quant Title : DRO-ORO 09-09-15 DRO/ORO  
 QLast Update : Fri Feb 28 16:32:12 2020  
 Response via : Initial Calibration  
 Integrator: ChemStation 6890 Scale Mode: Large solvent peaks clipped

Volume Inj. :  
 Signal Phase :  
 Signal Info :

Compound	R.T.	Response	Conc	Units
-----				
System Monitoring Compounds				
4) S n-Eicosane	8.830	41045737	21.504	ug/mLm
8) S1 Squalene	11.556	31438763	19.138	ug/mLm
Target Compounds				
1) H DRO C10-C20	0.000	0	N.D.	ug/mL
2) H DRO C10-C25	0.000	0	N.D.	ug/mL
3) H DRO C10-C28	0.000	0	N.D.	ug/mL
5) H1 ORO C20-C34	9.230	1153078769	981.695	ug/mLm
6) H1 ORO C25-C36	10.700	1257797528	883.256	ug/mLm
7) H1 DRO C10-C36	0.000	0	N.D.	ug/mL
-----				

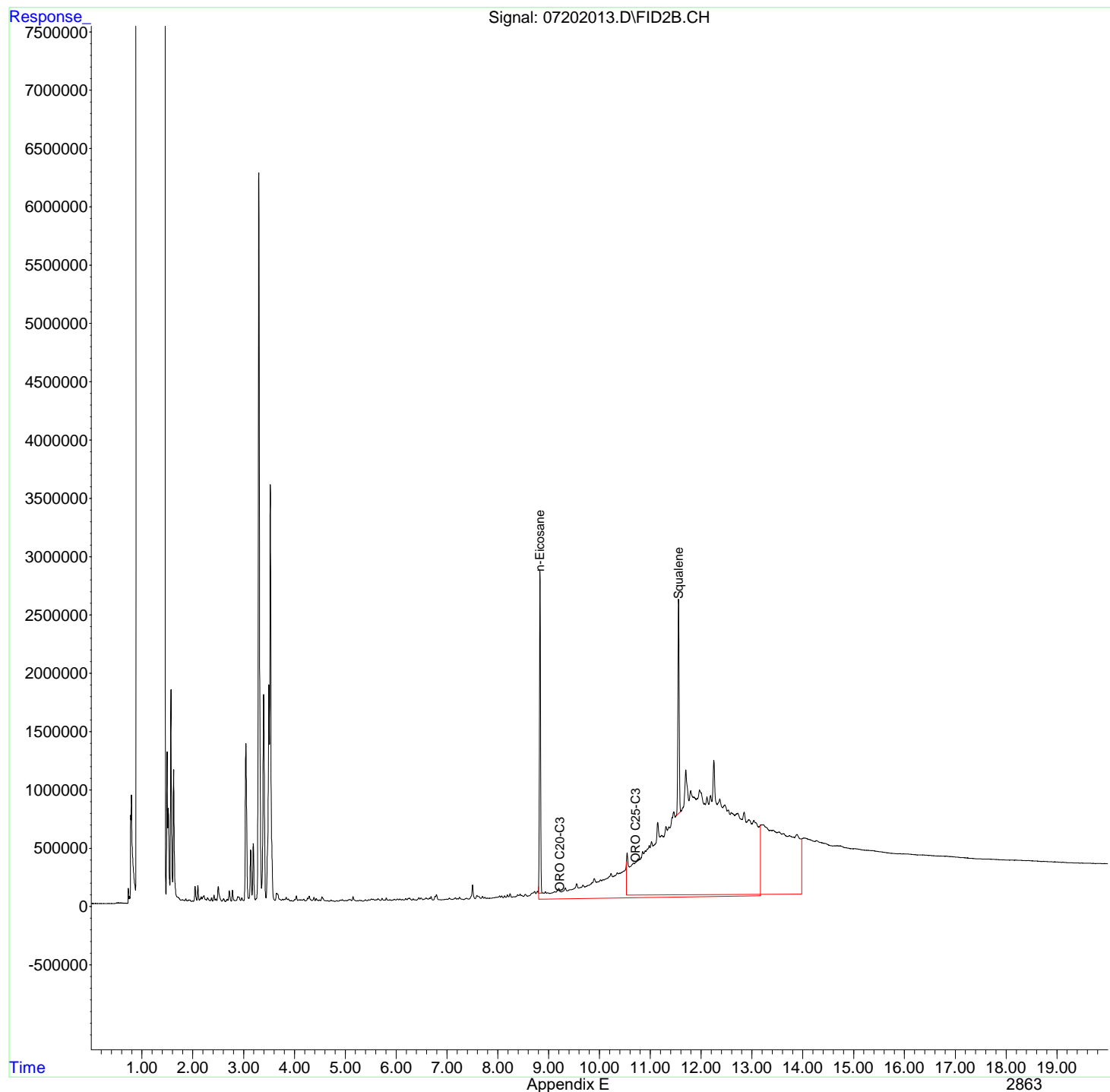
(f)=RT Delta > 1/2 Window

(m)=manual int.

Data Path : R:\2\DATA\072020\  
Data File : 07202013.D  
Signal(s) : FID2B.CH  
Acq On : 20 Jul 2020 5:47 pm  
Operator : GCSVOC-Dhiren  
Sample : 2006518-018A  
Misc :  
ALS Vial : 26 Sample Multiplier: 1

Integration File: EVENTS.E  
Quant Time: Jul 21 15:54:02 2020  
Quant Method : Z:\HPCHEM\2\METHODS\022820DRO-ORO.M  
Quant Title : DRO-ORO 09-09-15 DRO/ORO  
QLast Update : Fri Feb 28 16:32:12 2020  
Response via : Initial Calibration  
Integrator: ChemStation 6890 Scale Mode: Large solvent peaks clipped

Volume Inj. :  
Signal Phase :  
Signal Info :



Data Path : R:\2\DATA\072020\  
 Data File : 07202014.D  
 Signal(s) : FID2B.CH  
 Acq On : 20 Jul 2020 6:14 pm  
 Operator : GCSVOC-Dhiren  
 Sample : 2006518-019A  
 Misc :  
 ALS Vial : 27 Sample Multiplier: 1

Integration File: EVENTS.E  
 Quant Time: Jul 21 15:54:30 2020  
 Quant Method : Z:\HPCHEM\2\METHODS\022820DRO-ORO.M  
 Quant Title : DRO-ORO 09-09-15 DRO/ORO  
 QLast Update : Fri Feb 28 16:32:12 2020  
 Response via : Initial Calibration  
 Integrator: ChemStation 6890 Scale Mode: Large solvent peaks clipped

Volume Inj. :  
 Signal Phase :  
 Signal Info :

Compound	R.T.	Response	Conc Units
-----			
System Monitoring Compounds			
4) S n-Eicosane	8.830	39873515	20.873 ug/mLm
8) S1 Squalene	11.555	29133424	17.679 ug/mLm
Target Compounds			
1) H DRO C10-C20	0.000	0	N.D. ug/mL
2) H DRO C10-C25	0.000	0	N.D. ug/mL
3) H DRO C10-C28	0.000	0	N.D. ug/mL
5) H1 ORO C20-C34	9.230	622704897	487.888 ug/mLm
6) H1 ORO C25-C36	10.700	758296343	492.079 ug/mLm
7) H1 DRO C10-C36	0.000	0	N.D. ug/mL
-----			

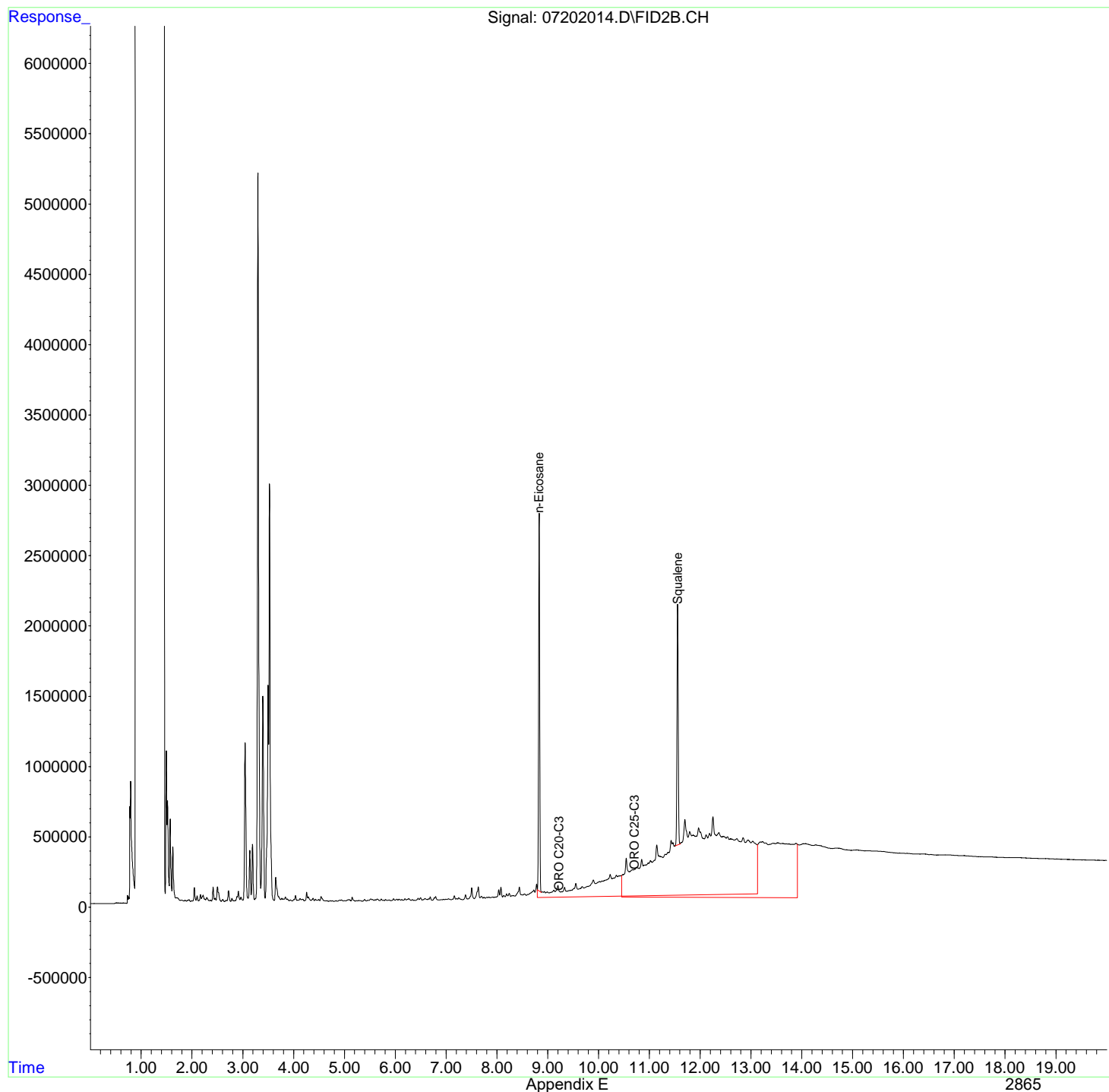
(f)=RT Delta > 1/2 Window

(m)=manual int.

Data Path : R:\2\DATA\072020\  
Data File : 07202014.D  
Signal(s) : FID2B.CH  
Acq On : 20 Jul 2020 6:14 pm  
Operator : GCSVOC-Dhiren  
Sample : 2006518-019A  
Misc :  
ALS Vial : 27 Sample Multiplier: 1

Integration File: EVENTS.E  
Quant Time: Jul 21 15:54:30 2020  
Quant Method : Z:\HPCHEM\2\METHODS\022820DRO-ORO.M  
Quant Title : DRO-ORO 09-09-15 DRO/ORO  
QLast Update : Fri Feb 28 16:32:12 2020  
Response via : Initial Calibration  
Integrator: ChemStation 6890 Scale Mode: Large solvent peaks clipped

Volume Inj. :  
Signal Phase :  
Signal Info :



Data Path : R:\2\DATA\072020\  
 Data File : 07202015.D  
 Signal(s) : FID2B.CH  
 Acq On : 20 Jul 2020 6:42 pm  
 Operator : GCSVOC-Dhiren  
 Sample : 2006518-020A  
 Misc :  
 ALS Vial : 28 Sample Multiplier: 1

Integration File: EVENTS.E  
 Quant Time: Jul 21 13:52:33 2020  
 Quant Method : Z:\HPCHEM\2\METHODS\022820DRO-ORO.M  
 Quant Title : DRO-ORO 09-09-15 DRO/ORO  
 QLast Update : Fri Feb 28 16:32:12 2020  
 Response via : Initial Calibration  
 Integrator: ChemStation 6890 Scale Mode: Large solvent peaks clipped

Volume Inj. :  
 Signal Phase :  
 Signal Info :

Compound	R.T.	Response	Conc	Units
-----				
System Monitoring Compounds				
4) S n-Eicosane	8.830	38541333	20.155	ug/mLm
8) S1 Squalene	11.555	29315283	17.794	ug/mLm
Target Compounds				
1) H DRO C10-C20	0.000	0	N.D.	ug/mL
2) H DRO C10-C25	0.000	0	N.D.	ug/mL
3) H DRO C10-C28	0.000	0	N.D.	ug/mL
5) H1 ORO C20-C34	9.230	526810241	398.605	ug/mLm
6) H1 ORO C25-C36	10.700	668277580	421.582	ug/mLm
7) H1 DRO C10-C36	0.000	0	N.D.	ug/mL
-----				

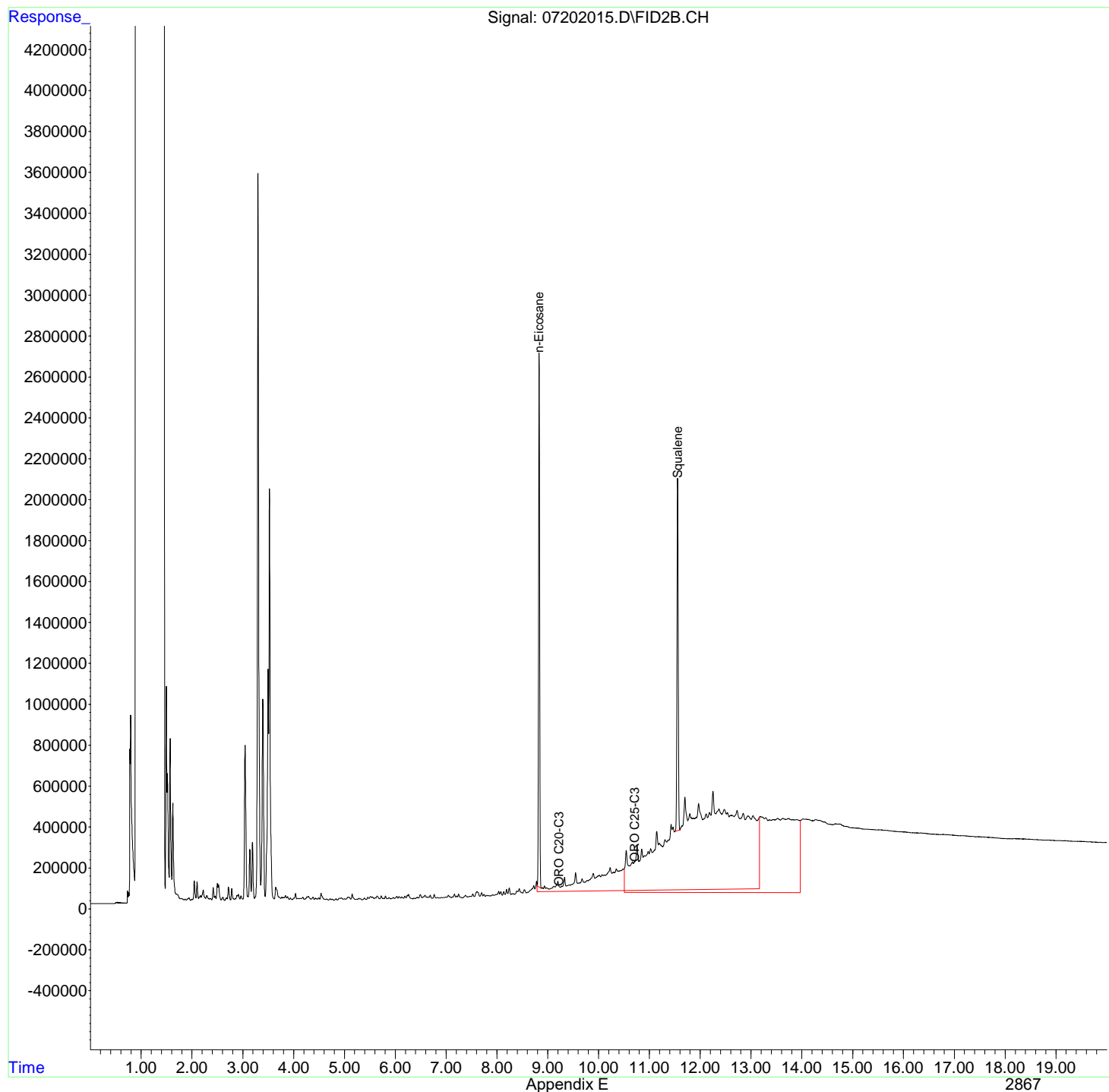
(f)=RT Delta > 1/2 Window

(m)=manual int.

Data Path : R:\2\DATA\072020\  
Data File : 07202015.D  
Signal(s) : FID2B.CH  
Acq On : 20 Jul 2020 6:42 pm  
Operator : GCSVOC-Dhiren  
Sample : 2006518-020A  
Misc :  
ALS Vial : 28 Sample Multiplier: 1

Integration File: EVENTS.E  
Quant Time: Jul 21 13:52:33 2020  
Quant Method : Z:\HPCHEM\2\METHODS\022820DRO-ORO.M  
Quant Title : DRO-ORO 09-09-15 DRO/ORO  
QLast Update : Fri Feb 28 16:32:12 2020  
Response via : Initial Calibration  
Integrator: ChemStation 6890 Scale Mode: Large solvent peaks clipped

Volume Inj. :  
Signal Phase :  
Signal Info :



Data Path : R:\2\DATA\072020\  
 Data File : 07202016.D  
 Signal(s) : FID2B.CH  
 Acq On : 20 Jul 2020 7:09 pm  
 Operator : GCSVOC-Dhiren  
 Sample : 2006518-021A  
 Misc :  
 ALS Vial : 29 Sample Multiplier: 1

Integration File: EVENTS.E  
 Quant Time: Jul 21 17:40:37 2020  
 Quant Method : Z:\HPCHEM\2\METHODS\022820DRO-ORO.M  
 Quant Title : DRO-ORO 09-09-15 DRO/ORO  
 QLast Update : Fri Feb 28 16:32:12 2020  
 Response via : Initial Calibration  
 Integrator: ChemStation 6890 Scale Mode: Large solvent peaks clipped

Volume Inj. :  
 Signal Phase :  
 Signal Info :

Compound	R.T.	Response	Conc Units
-----			
System Monitoring Compounds			
4) S n-Eicosane	8.830	40730548	21.335 ug/mLm
8) S1 Squalene	11.556	31934937	19.452 ug/mLm
Target Compounds			
1) H DRO C10-C20	0.000	0	N.D. ug/mL
2) H DRO C10-C25	0.000	0	N.D. ug/mL
3) H DRO C10-C28	0.000	0	N.D. ug/mL
5) H1 ORO C20-C34	9.230	1081117113	914.695 ug/mLm
6) H1 ORO C25-C36	10.700	1141778977	792.397 ug/mLm
7) H1 DRO C10-C36	0.000	0	N.D. ug/mL
-----			

(f)=RT Delta > 1/2 Window

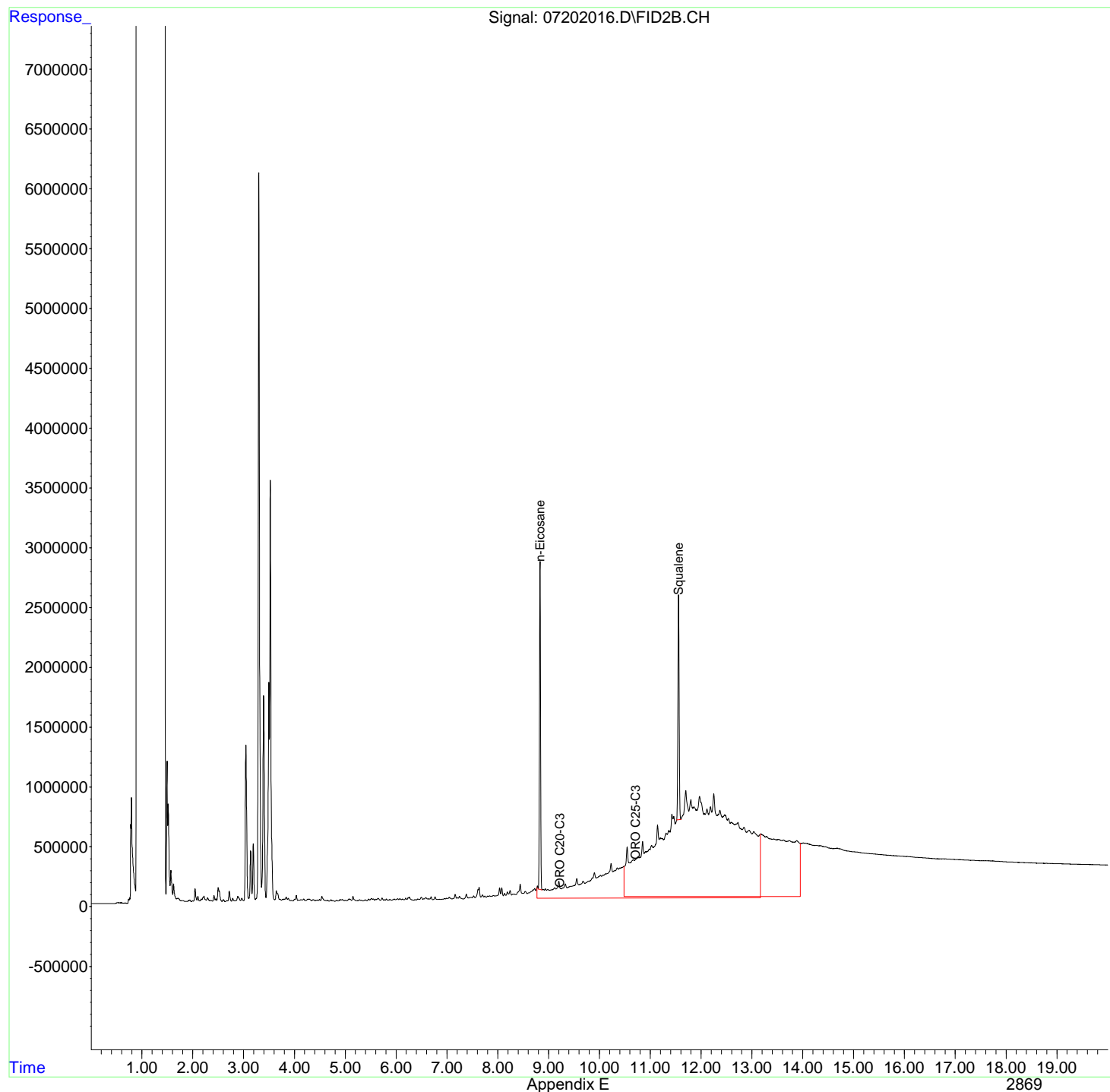
(m)=manual int.



Data Path : R:\2\DATA\072020\  
Data File : 07202016.D  
Signal(s) : FID2B.CH  
Acq On : 20 Jul 2020 7:09 pm  
Operator : GCSVOC-Dhiren  
Sample : 2006518-021A  
Misc :  
ALS Vial : 29 Sample Multiplier: 1

Integration File: EVENTS.E  
Quant Time: Jul 21 17:40:37 2020  
Quant Method : Z:\HPCHEM\2\METHODS\022820DRO-ORO.M  
Quant Title : DRO-ORO 09-09-15 DRO/ORO  
QLast Update : Fri Feb 28 16:32:12 2020  
Response via : Initial Calibration  
Integrator: ChemStation 6890 Scale Mode: Large solvent peaks clipped

Volume Inj. :  
Signal Phase :  
Signal Info :



Data Path : R:\2\DATA\072020\  
 Data File : 07202020.D  
 Signal(s) : FID2B.CH  
 Acq On : 20 Jul 2020 8:59 pm  
 Operator : GCSVOC-Dhiren  
 Sample : CCB-072020-1  
 Misc :  
 ALS Vial : 2 Sample Multiplier: 1

Integration File: EVENTS.E  
 Quant Time: Jul 21 15:55:40 2020  
 Quant Method : Z:\HPCHEM\2\METHODS\022820DRO-ORO.M  
 Quant Title : DRO-ORO 09-09-15 DRO/ORO  
 QLast Update : Fri Feb 28 16:32:12 2020  
 Response via : Initial Calibration  
 Integrator: ChemStation 6890 Scale Mode: Large solvent peaks clipped

Volume Inj. :  
 Signal Phase :  
 Signal Info :

Compound	R.T.	Response	Conc	Units
-----				
System Monitoring Compounds				
4) S n-Eicosane	8.830	30444057	15.794	ug/mL
8) S1 Squalene	11.556	21767181	13.018	ug/mLm
Target Compounds				
1) H DRO C10-C20	0.000	0	N.D.	ug/mL
2) H DRO C10-C25	0.000	0	N.D.	ug/mL
3) H DRO C10-C28	0.000	0	N.D.	ug/mL
5) H1 ORO C20-C34	0.000	0	N.D.	ug/mL
6) H1 ORO C25-C36	0.000	0	N.D.	ug/mL
7) H1 DRO C10-C36	0.000	0	N.D.	ug/mL
-----				

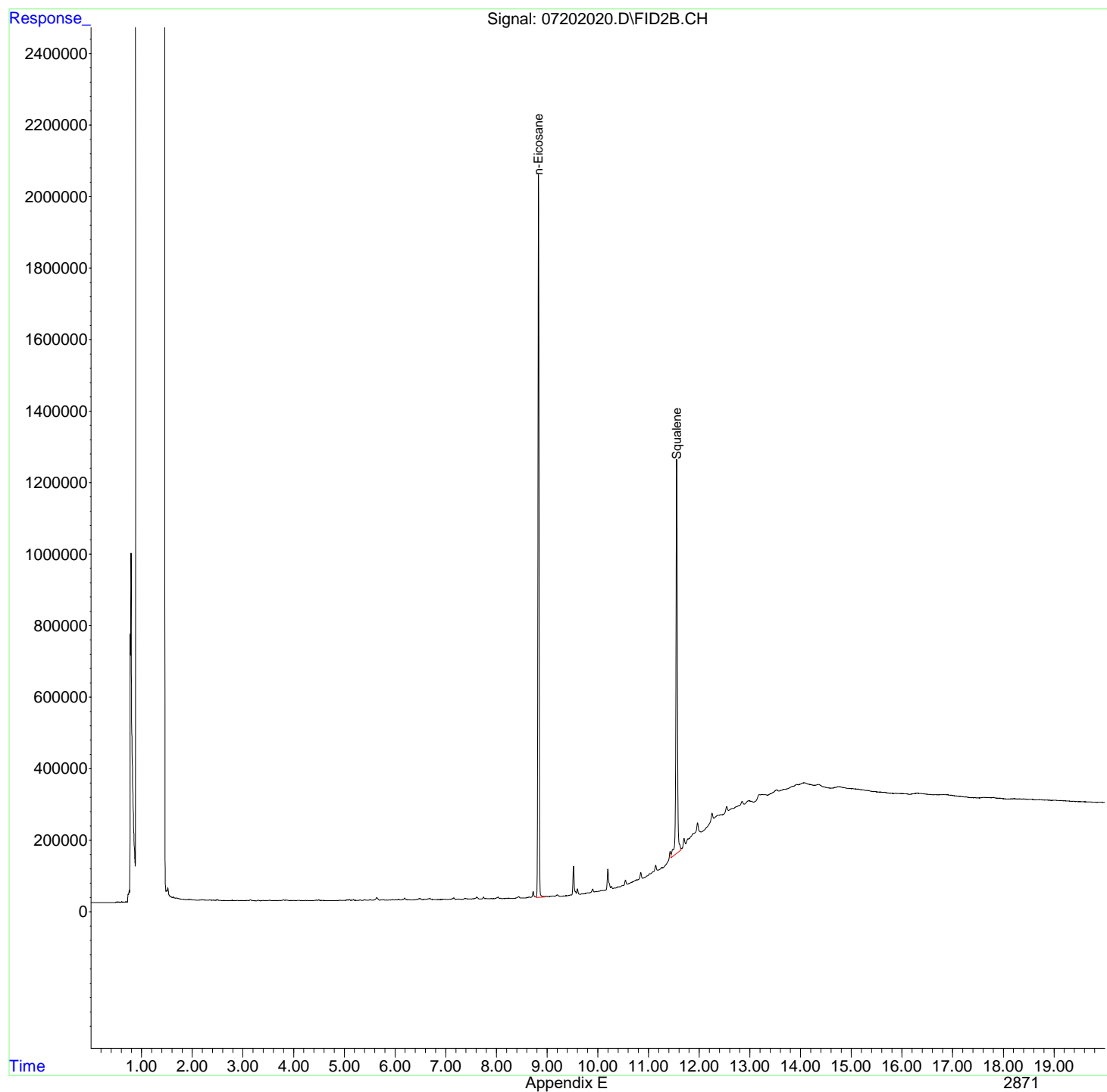
(f)=RT Delta > 1/2 Window

(m)=manual int.

Data Path : R:\2\DATA\072020\  
Data File : 07202020.D  
Signal(s) : FID2B.CH  
Acq On : 20 Jul 2020 8:59 pm  
Operator : GCSVOC-Dhiren  
Sample : CCB-072020-1  
Misc :  
ALS Vial : 2 Sample Multiplier: 1

Integration File: EVENTS.E  
Quant Time: Jul 21 15:55:40 2020  
Quant Method : Z:\HPCHEM\2\METHODS\022820DRO-ORO.M  
Quant Title : DRO-ORO 09-09-15 DRO/ORO  
QLast Update : Fri Feb 28 16:32:12 2020  
Response via : Initial Calibration  
Integrator: ChemStation 6890 Scale Mode: Large solvent peaks clipped

Volume Inj. :  
Signal Phase :  
Signal Info :



Data Path : R:\2\DATA\072020\  
 Data File : 07202021.D  
 Signal(s) : FID2B.CH  
 Acq On : 20 Jul 2020 9:26 pm  
 Operator : GCSVOC-Dhiren  
 Sample : CCV-DRO-072020-1  
 Misc :  
 ALS Vial : 4 Sample Multiplier: 1

Integration File: EVENTS.E  
 Quant Time: Jul 21 15:56:11 2020  
 Quant Method : Z:\HPCHEM\2\METHODS\022820DRO-ORO.M  
 Quant Title : DRO-ORO 09-09-15 DRO/ORO  
 QLast Update : Fri Feb 28 16:32:12 2020  
 Response via : Initial Calibration  
 Integrator: ChemStation 6890 Scale Mode: Large solvent peaks clipped

Volume Inj. :  
 Signal Phase :  
 Signal Info :

Min. RRF : 0.000 Min. Rel. Area : 50% Max. R.T. Dev 0.50min  
 Max. RRF Dev : 15% Max. Rel. Area : 150%

	Compound	Amount	Calc.	%Dev	Area%	Dev (Min)
1 H	DRO C10-C20	1000.000	1115.040	-11.5	0	0.00
2 H	DRO C10-C25	1000.000	1091.588	-9.2	0	0.00
3 H	DRO C10-C28	1000.000	1053.045	-5.3	0	0.00
5 H1	ORO C20-C34	1000.000	-93.272	109.3#	0	-9.23#
6 H1	ORO C25-C36	1000.000	-102.937	110.3#	0	-10.70#
7 H1	DRO C10-C36	1000.000	1123.607	-12.4	0	0.00
8 S1	Squalene	20.000	16.971	15.1#	0	0.00

Evaluate Continuing Calibration Report - Not Found

4 S	n-Eicosane	10.000	0.000	100.0#	0	-8.83#
5 H1	ORO C20-C34	1000.000	-93.272	109.3#	0	-9.23#
6 H1	ORO C25-C36	1000.000	-102.937	110.3#	0	-10.70#

(#) = Out of Range

SPCC's out = 0 CCC's out = 0

Data Path : R:\2\DATA\072020\  
 Data File : 07202021.D  
 Signal(s) : FID2B.CH  
 Acq On : 20 Jul 2020 9:26 pm  
 Operator : GCSVOC-Dhiren  
 Sample : CCV-DRO-072020-1  
 Misc :  
 ALS Vial : 4 Sample Multiplier: 1

Integration File: EVENTS.E  
 Quant Time: Jul 21 15:56:11 2020  
 Quant Method : Z:\HPCHEM\2\METHODS\022820DRO-ORO.M  
 Quant Title : DRO-ORO 09-09-15 DRO/ORO  
 QLast Update : Fri Feb 28 16:32:12 2020  
 Response via : Initial Calibration  
 Integrator: ChemStation 6890 Scale Mode: Large solvent peaks clipped

Volume Inj. :  
 Signal Phase :  
 Signal Info :

Compound	R.T.	Response	Conc	Units
-----				
System Monitoring Compounds				
4) S n-Eicosane	0.000	0	N.D.	ug/mL
8) S1 Squalene	11.555	28014309	16.971	ug/mLm
Target Compounds				
1) H DRO C10-C20	5.050	1684323400	1115.040	ug/mLm
2) H DRO C10-C25	5.150	1918081830	1091.588	ug/mLm
3) H DRO C10-C28	6.850	1902784880	1053.045	ug/mLm
5) H1 ORO C20-C34	0.000	0	N.D.	ug/mL
6) H1 ORO C25-C36	0.000	0	N.D.	ug/mL
7) H1 DRO C10-C36	8.400	2139033073	1123.607	ug/mLm
-----				

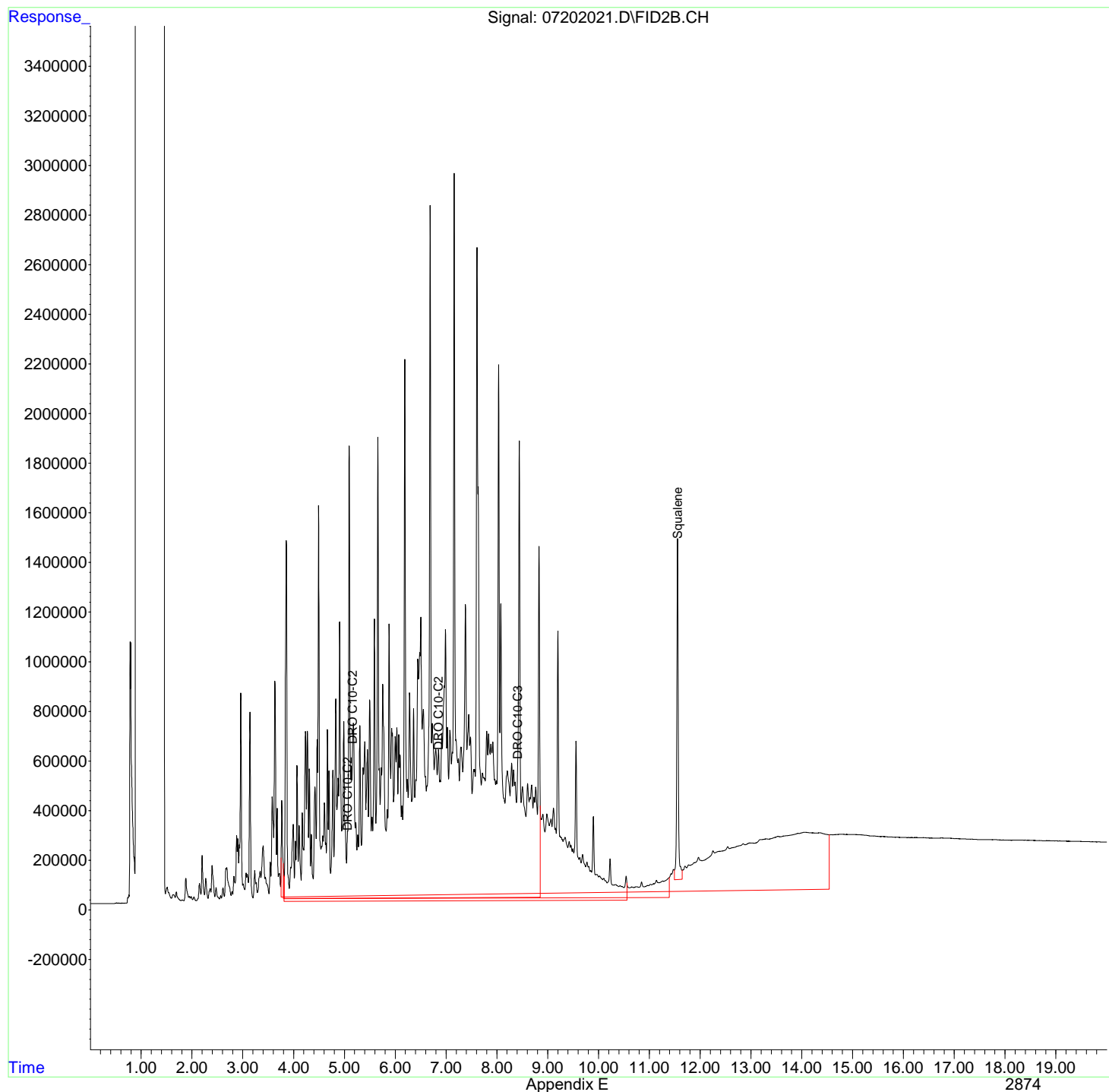
(f)=RT Delta > 1/2 Window

(m)=manual int.

Data Path : R:\2\DATA\072020\  
Data File : 07202021.D  
Signal(s) : FID2B.CH  
Acq On : 20 Jul 2020 9:26 pm  
Operator : GCSVOC-Dhiren  
Sample : CCV-DRO-072020-1  
Misc :  
ALS Vial : 4 Sample Multiplier: 1

Integration File: EVENTS.E  
Quant Time: Jul 21 15:56:11 2020  
Quant Method : Z:\HPCHEM\2\METHODS\022820DRO-ORO.M  
Quant Title : DRO-ORO 09-09-15 DRO/ORO  
QLast Update : Fri Feb 28 16:32:12 2020  
Response via : Initial Calibration  
Integrator: ChemStation 6890 Scale Mode: Large solvent peaks clipped

Volume Inj. :  
Signal Phase :  
Signal Info :



Data Path : R:\2\DATA\072020\  
 Data File : 07202024.D  
 Signal(s) : FID2B.CH  
 Acq On : 20 Jul 2020 10:48 pm  
 Operator : GCSVOC-Dhiren  
 Sample : CCB-072020-2  
 Misc : 4X DIL  
 ALS Vial : 2 Sample Multiplier: 1

Integration File: EVENTS.E  
 Quant Time: Jul 21 00:02:26 2020  
 Quant Method : Z:\HPCHEM\2\METHODS\022820DRO-ORO.M  
 Quant Title : DRO-ORO 09-09-15 DRO/ORO  
 QLast Update : Fri Feb 28 16:32:12 2020  
 Response via : Initial Calibration  
 Integrator: ChemStation 6890 Scale Mode: Large solvent peaks clipped

Volume Inj. :  
 Signal Phase :  
 Signal Info :

Compound	R.T.	Response	Conc	Units
-----				
System Monitoring Compounds				
4) S n-Eicosane	8.829	30561365	15.857	ug/mL
8) S1 Squalene	11.553	21843424	13.066	ug/mLm
Target Compounds				
1) H DRO C10-C20	0.000	0	N.D.	ug/mL
2) H DRO C10-C25	0.000	0	N.D.	ug/mL
3) H DRO C10-C28	0.000	0	N.D.	ug/mL
5) H1 ORO C20-C34	0.000	0	N.D.	ug/mL
6) H1 ORO C25-C36	0.000	0	N.D.	ug/mL
7) H1 DRO C10-C36	0.000	0	N.D.	ug/mL
-----				

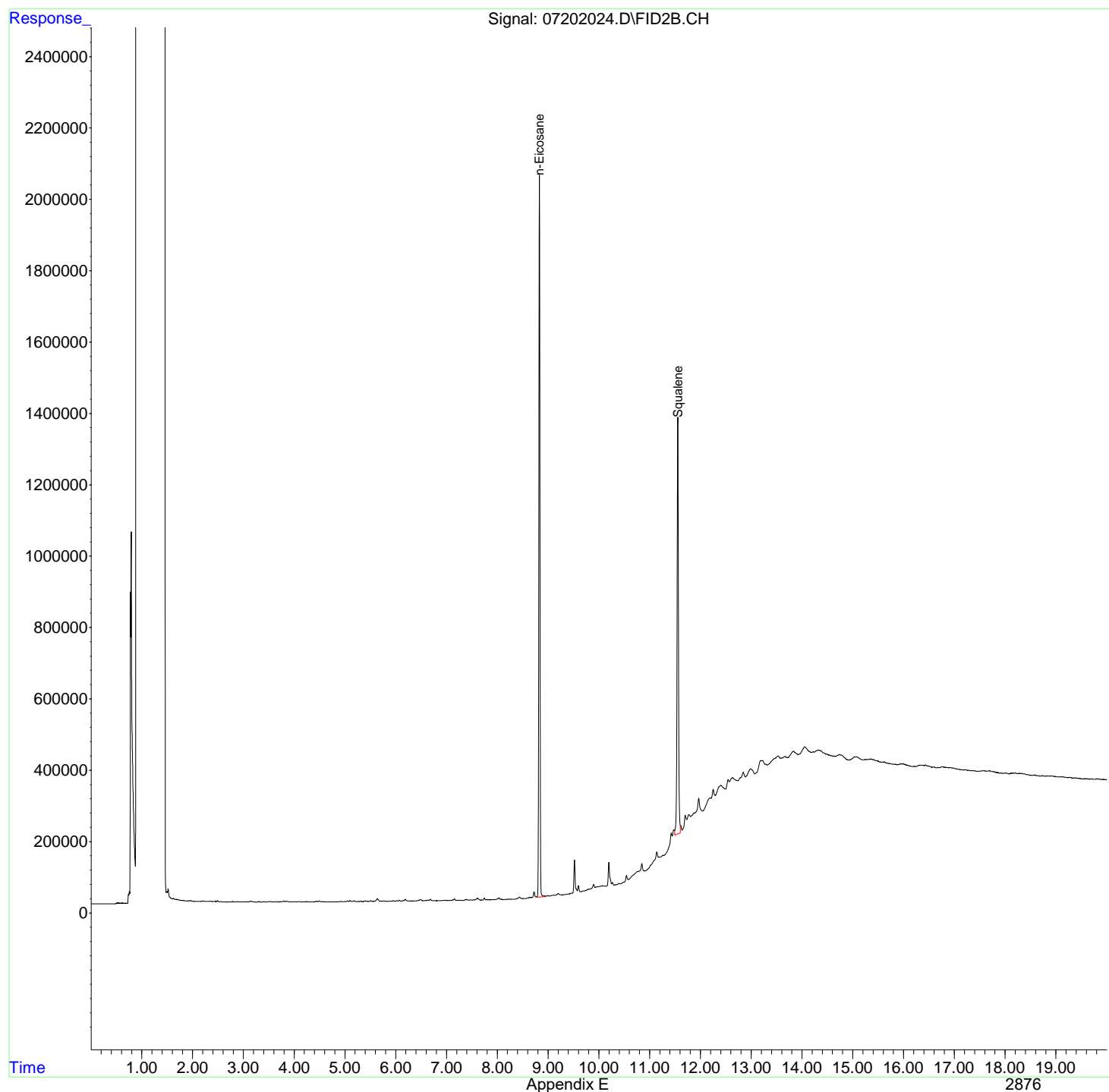
(f)=RT Delta > 1/2 Window

(m)=manual int.

Data Path : R:\2\DATA\072020\  
Data File : 07202024.D  
Signal(s) : FID2B.CH  
Acq On : 20 Jul 2020 10:48 pm  
Operator : GCSVOC-Dhiren  
Sample : CCB-072020-2  
Misc : 4X DIL  
ALS Vial : 2 Sample Multiplier: 1

Integration File: EVENTS.E  
Quant Time: Jul 21 00:02:26 2020  
Quant Method : Z:\HPCHEM\2\METHODS\022820DRO-ORO.M  
Quant Title : DRO-ORO 09-09-15 DRO/ORO  
QLast Update : Fri Feb 28 16:32:12 2020  
Response via : Initial Calibration  
Integrator: ChemStation 6890 Scale Mode: Large solvent peaks clipped

Volume Inj. :  
Signal Phase :  
Signal Info :





Data Path : R:\2\DATA\072020\  
Data File : 07202025.D  
Signal(s) : FID2B.CH  
Acq On : 20 Jul 2020 11:15 pm  
Operator : GCSVOC-Dhiren  
Sample : CCV-DRO-072020-2  
Misc : 4X DIL  
ALS Vial : 4 Sample Multiplier: 1

Integration File: EVENTS.E  
Quant Time: Jul 21 14:26:59 2020  
Quant Method : Z:\HPCHEM\2\METHODS\022820DRO-ORO.M  
Quant Title : DRO-ORO 09-09-15 DRO/ORO  
QLast Update : Fri Feb 28 16:32:12 2020  
Response via : Initial Calibration  
Integrator: ChemStation 6890 Scale Mode: Large solvent peaks clipped

Volume Inj. :  
Signal Phase :  
Signal Info :

Min. RRF : 0.000 Min. Rel. Area : 50% Max. R.T. Dev 0.50min  
Max. RRF Dev : 15% Max. Rel. Area : 150%

	Compound	Amount	Calc.	%Dev	Area%	Dev (Min)
1 H	DRO C10-C20	1000.000	999.543	0.0	0	0.00
2 H	DRO C10-C25	1000.000	1029.945	-3.0	0	0.00
3 H	DRO C10-C28	1000.000	1037.678	-3.8	0	0.00
5 H1	ORO C20-C34	1000.000	-90.443	109.0#	0	-9.23#
6 H1	ORO C25-C36	1000.000	-100.557	110.1#	0	-10.70#
7 H1	DRO C10-C36	1000.000	1196.606	-19.7#	0	0.00
8 S1	Squalene	20.000	16.584	17.1#	0	0.00

Evaluate Continuing Calibration Report - Not Found

4 S	n-Eicosane	10.000	0.000	100.0#	0	-8.83#
-----	------------	--------	-------	--------	---	--------

(#) = Out of Range

SPCC's out = 0 CCC's out = 0

Data Path : R:\2\DATA\072020\  
 Data File : 07202025.D  
 Signal(s) : FID2B.CH  
 Acq On : 20 Jul 2020 11:15 pm  
 Operator : GCSVOC-Dhiren  
 Sample : CCV-DRO-072020-2  
 Misc : 4X DIL  
 ALS Vial : 4 Sample Multiplier: 1

Integration File: EVENTS.E  
 Quant Time: Jul 21 14:26:59 2020  
 Quant Method : Z:\HPCHEM\2\METHODS\022820DRO-ORO.M  
 Quant Title : DRO-ORO 09-09-15 DRO/ORO  
 QLast Update : Fri Feb 28 16:32:12 2020  
 Response via : Initial Calibration  
 Integrator: ChemStation 6890 Scale Mode: Large solvent peaks clipped

Volume Inj. :  
 Signal Phase :  
 Signal Info :

Compound	R.T.	Response	Conc	Units
-----				
System Monitoring Compounds				
4) S n-Eicosane	0.000	0	N.D.	ug/mL
8) S1 Squalene	11.555	27401600	16.584	ug/mLm
Target Compounds				
1) H DRO C10-C20	5.050	1512376253	999.543	ug/mLm
2) H DRO C10-C25	5.150	1810964273	1029.945	ug/mLm
3) H DRO C10-C28	6.850	1875507012	1037.678	ug/mLm
5) H1 ORO C20-C34	0.000	0	N.D.	ug/mL
6) H1 ORO C25-C36	0.000	0	N.D.	ug/mL
7) H1 DRO C10-C36	8.400	2265450820	1196.606	ug/mLm
-----				

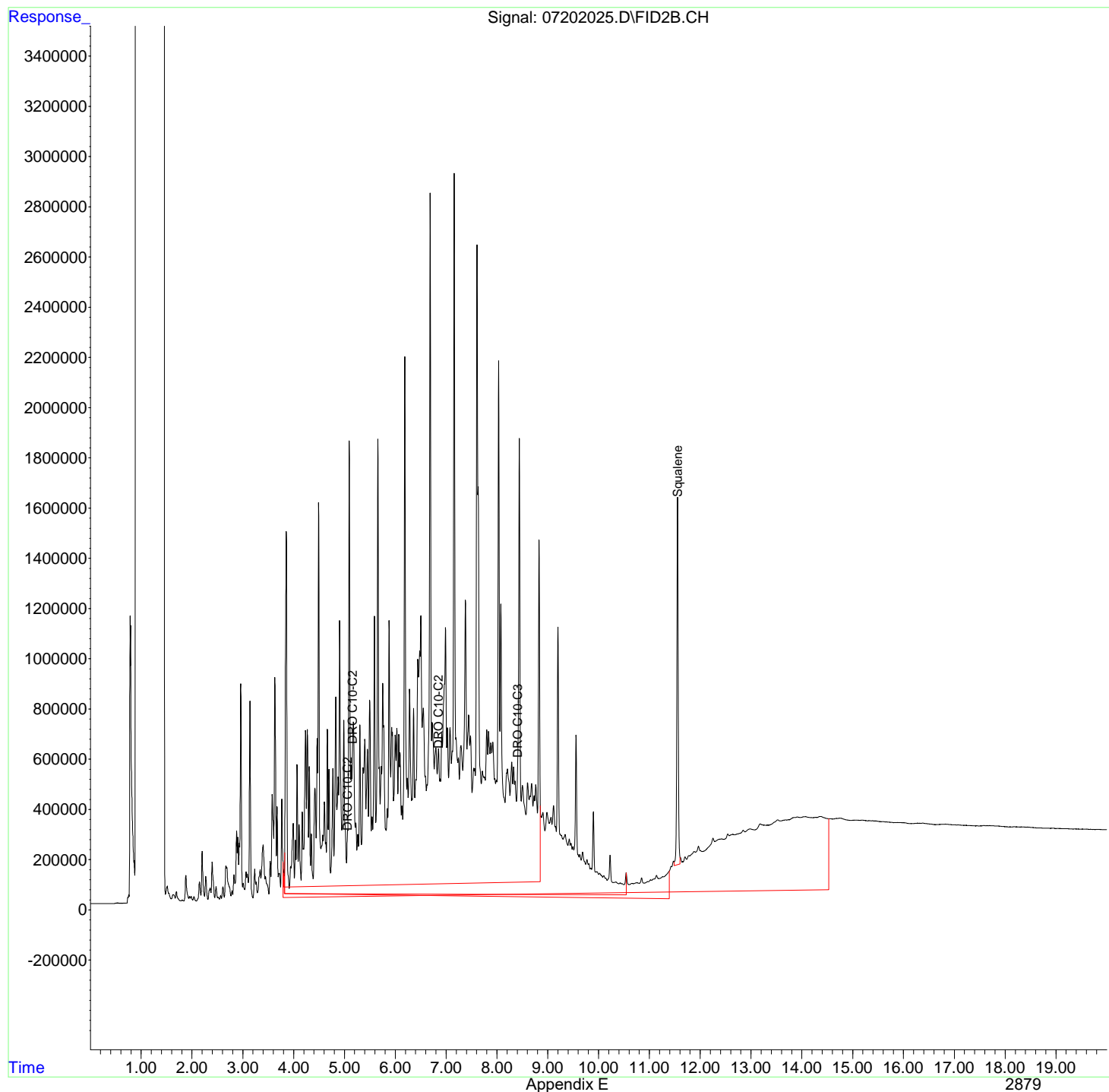
(f)=RT Delta > 1/2 Window

(m)=manual int.

Data Path : R:\2\DATA\072020\  
Data File : 07202025.D  
Signal(s) : FID2B.CH  
Acq On : 20 Jul 2020 11:15 pm  
Operator : GCSVOC-Dhiren  
Sample : CCV-DRO-072020-2  
Misc : 4X DIL  
ALS Vial : 4 Sample Multiplier: 1

Integration File: EVENTS.E  
Quant Time: Jul 21 14:26:59 2020  
Quant Method : Z:\HPCHEM\2\METHODS\022820DRO-ORO.M  
Quant Title : DRO-ORO 09-09-15 DRO/ORO  
QLast Update : Fri Feb 28 16:32:12 2020  
Response via : Initial Calibration  
Integrator: ChemStation 6890 Scale Mode: Large solvent peaks clipped

Volume Inj. :  
Signal Phase :  
Signal Info :



Data Directory: R:\2\DATA\080420\

SampleName	MiscInfo	Vial	Multiplier	Injection Time
1) 08042001.D RTX-080420		1	1.000	04 Aug 2020 9:39 am
2) 08042002.D CCB-080420		2	1.000	04 Aug 2020 10:06 am
3) 08042003.D CRQL-DRO-080420	Data not used	3	1.000	04 Aug 2020 10:36 am
4) 08042004.D CCV-DRO-080420		4	1.000	04 Aug 2020 11:03 am
5) 08042005.D CRQL-DRO-080420		5	1.000	04 Aug 2020 11:30 am
6) 08042006.D CRQL-ORO-080420		6	1.000	04 Aug 2020 11:57 am
7) 08042007.D CCV-ORO-080420		7	1.000	04 Aug 2020 12:25 pm
8) 08042008.D MB-52164		8	1.000	04 Aug 2020 12:52 pm
9) 08042009.D LCS-52164-DRO		9	1.000	04 Aug 2020 1:19 pm
10) 08042010.D LCSD-52164-DRO		10	1.000	04 Aug 2020 1:46 pm
11) 08042011.D LCS-ORO		11	1.000	04 Aug 2020 2:13 pm
12) 08042012.D LCSD-ORO		12	1.000	04 Aug 2020 2:41 pm
13) 08042013.D LOQ		13	1.000	04 Aug 2020 3:08 pm
14) 08042014.D 2006330-010A		14	1.000	04 Aug 2020 3:35 pm
15) 08042015.D 2006330-011A		15	1.000	04 Aug 2020 4:02 pm
16) 08042016.D 2006330-012A		16	1.000	04 Aug 2020 4:30 pm
17) 08042017.D 2006330-013A		17	1.000	04 Aug 2020 4:57 pm
18) 08042018.D 2006330-014A		18	1.000	04 Aug 2020 5:24 pm
19) 08042019.D 2006330-015A		19	1.000	04 Aug 2020 5:51 pm
20) 08042020.D 2006583-002A		20	1.000	04 Aug 2020 6:19 pm
21) 08042021.D 2006518-009A		21	1.000	04 Aug 2020 6:46 pm

22) 08042022.D 2006518-011A	22	1.000	04 Aug 2020	7:13 pm
-----				
23) 08042023.D CCB-080420A	2	1.000	04 Aug 2020	7:40 pm
-----				
24) 08042024.D CCV-DRO-080420A	4	1.000	04 Aug 2020	8:07 pm
-----				
25) 08042025.D CCV-ORO-080420A	7	1.000	04 Aug 2020	8:34 pm
-----				
26) 08042026.D 2006302-016A	23	1.000	04 Aug 2020	9:02 pm
-----				
27) 08042027.D 2006330-001A	24	1.000	04 Aug 2020	9:29 pm
-----				
28) 08042028.D 2006330-002A	25	1.000	04 Aug 2020	9:56 pm
-----				
29) 08042029.D 2006330-003A	26	1.000	04 Aug 2020	10:23 pm
-----				
30) 08042030.D 2006330-004A	27	1.000	04 Aug 2020	10:50 pm
-----				
31) 08042031.D 2006330-005A	28	1.000	04 Aug 2020	11:16 pm
-----				
32) 08042032.D 2006330-006A	29	1.000	04 Aug 2020	11:43 pm
-----				
33) 08042033.D 2006330-007A	30	1.000	05 Aug 2020	12:10 am
-----				
34) 08042034.D 2006330-008A	31	1.000	05 Aug 2020	12:37 am
-----				
35) 08042035.D 2006330-009A	32	1.000	05 Aug 2020	1:04 am
-----				
36) 08042036.D RINSE	33	1.000	05 Aug 2020	1:31 am
-----				
37) 08042037.D RINSE	33	1.000	05 Aug 2020	1:58 am
-----				
38) 08042038.D CCB-080420B	2	1.000	05 Aug 2020	2:25 am
-----				
39) 08042039.D CCV-DRO-080420B	4	1.000	05 Aug 2020	2:52 am
-----				
40) 08042040.D CCV-ORO-080420B	7	1.000	05 Aug 2020	3:18 am
-----				

Data Path : R:\2\DATA\080420\  
 Data File : 08042001.D  
 Signal(s) : FID2B.CH  
 Acq On : 04 Aug 2020 9:39 am  
 Operator : GCSVOC-Dhiren shah  
 Sample : RTX-080420  
 Misc :  
 ALS Vial : 1 Sample Multiplier: 1

Integration File: EVENTS.E  
 Quant Time: Aug 04 10:06:42 2020  
 Quant Method : Z:\HPCHEM\2\METHODS\C10-40.M  
 Quant Title : Rentention Time C8-40  
 QLast Update : Wed Dec 18 10:37:38 2019  
 Response via : Initial Calibration  
 Integrator: ChemStation 6890 Scale Mode: Large solvent peaks clipped

Volume Inj. :  
 Signal Phase :  
 Signal Info :

Compound	R.T.	Response	Conc Units
-----			
Target Compounds			
1) C8	2.380	223566415	2.731 ug/mL
2) C10	3.822	221511010	186.934 ug/mL
3) C12	5.077	214995222	186.656 ug/mL
4) C14	6.173	208636474	183.931 ug/mL
5) C16	7.148	203231480	182.866 ug/mL
6) C18	8.027	201922185	182.961 ug/mL
7) C20	8.826	207441617	187.476 ug/mL
8) C22	9.557	223144965	197.819 ug/mL
9) C24	10.231	238523943	205.920 ug/mL
10) C25	10.549	243922829	234.487 ug/mL
11) C26	10.855	251174241	210.084 ug/mL
12) C28	11.435	258611267	208.335 ug/mL
13) C30	11.981	253774419	204.337 ug/mL
14) C32	12.556	210925102	177.301 ug/mL
15) C34	13.188	152058807	137.498 ug/mL
16) C36	13.938	95253729	103.339 ug/mL
17) C38	14.915	55843617	79.331 ug/mL
18) C40	16.312	36895134	71.852 ug/mL
-----			

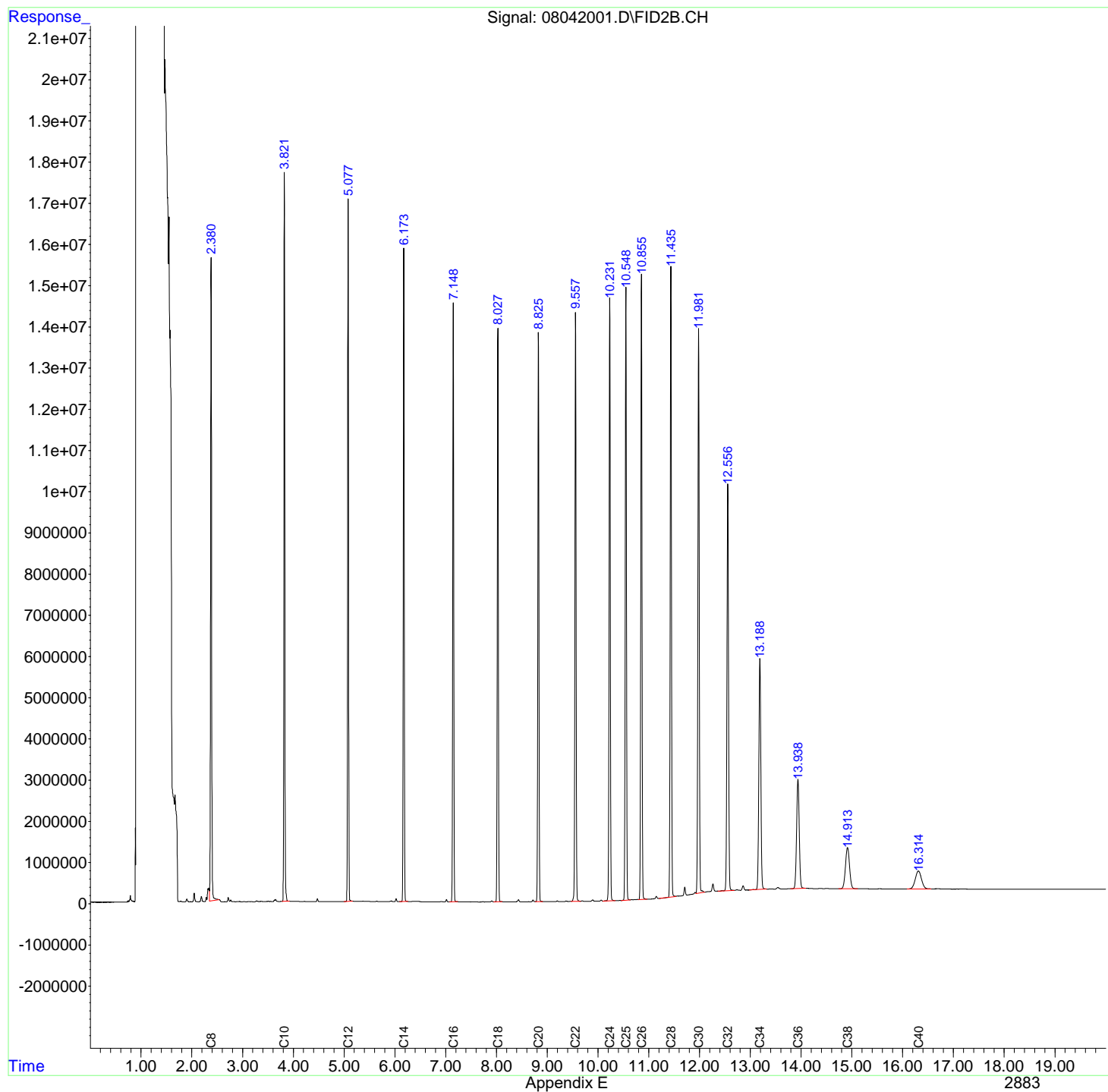
(f)=RT Delta > 1/2 Window

(m)=manual int.

Data Path : R:\2\DATA\080420\  
Data File : 08042001.D  
Signal(s) : FID2B.CH  
Acq On : 04 Aug 2020 9:39 am  
Operator : GCSVOC-Dhiren shah  
Sample : RTX-080420  
Misc :  
ALS Vial : 1 Sample Multiplier: 1

Integration File: EVENTS.E  
Quant Time: Aug 04 10:06:42 2020  
Quant Method : Z:\HPCHEM\2\METHODS\C10-40.M  
Quant Title : Rentention Time C8-40  
QLast Update : Wed Dec 18 10:37:38 2019  
Response via : Initial Calibration  
Integrator: ChemStation 6890 Scale Mode: Large solvent peaks clipped

Volume Inj. :  
Signal Phase :  
Signal Info :



Data Path : R:\2\DATA\080420\  
 Data File : 08042002.D  
 Signal(s) : FID2B.CH  
 Acq On : 04 Aug 2020 10:06 am  
 Operator : GCSVOC-Dhiren shah  
 Sample : CCB-080420  
 Misc :  
 ALS Vial : 2 Sample Multiplier: 1

Integration File: EVENTS.E  
 Quant Time: Aug 04 12:02:27 2020  
 Quant Method : Z:\HPCHEM\2\METHODS\072920DRO-ORO.M  
 Quant Title : DRO-ORO 09-09-15 DRO/ORO  
 QLast Update : Thu Jul 30 08:38:45 2020  
 Response via : Initial Calibration  
 Integrator: ChemStation 6890 Scale Mode: Large solvent peaks clipped

Volume Inj. :  
 Signal Phase :  
 Signal Info :

Compound	R.T.	Response	Conc	Units
-----				
System Monitoring Compounds				
4) S n-Eicosane	8.818	38585912	15.351	ug/mL
8) S1 Squalene	11.556	33670814	16.389	ug/mLm
Target Compounds				
1) H DRO C10-C20	0.000	0	N.D.	ug/mL
2) H DRO C10-C25	0.000	0	N.D.	ug/mL
3) H DRO C10-C28	0.000	0	N.D.	ug/mL
5) H1 ORO C20-C34	0.000	0	N.D.	ug/mL
6) H1 ORO C25-C36	0.000	0	N.D.	ug/mL
7) H1 DRO C10-C36	0.000	0	N.D.	ug/mL
-----				

(f)=RT Delta > 1/2 Window

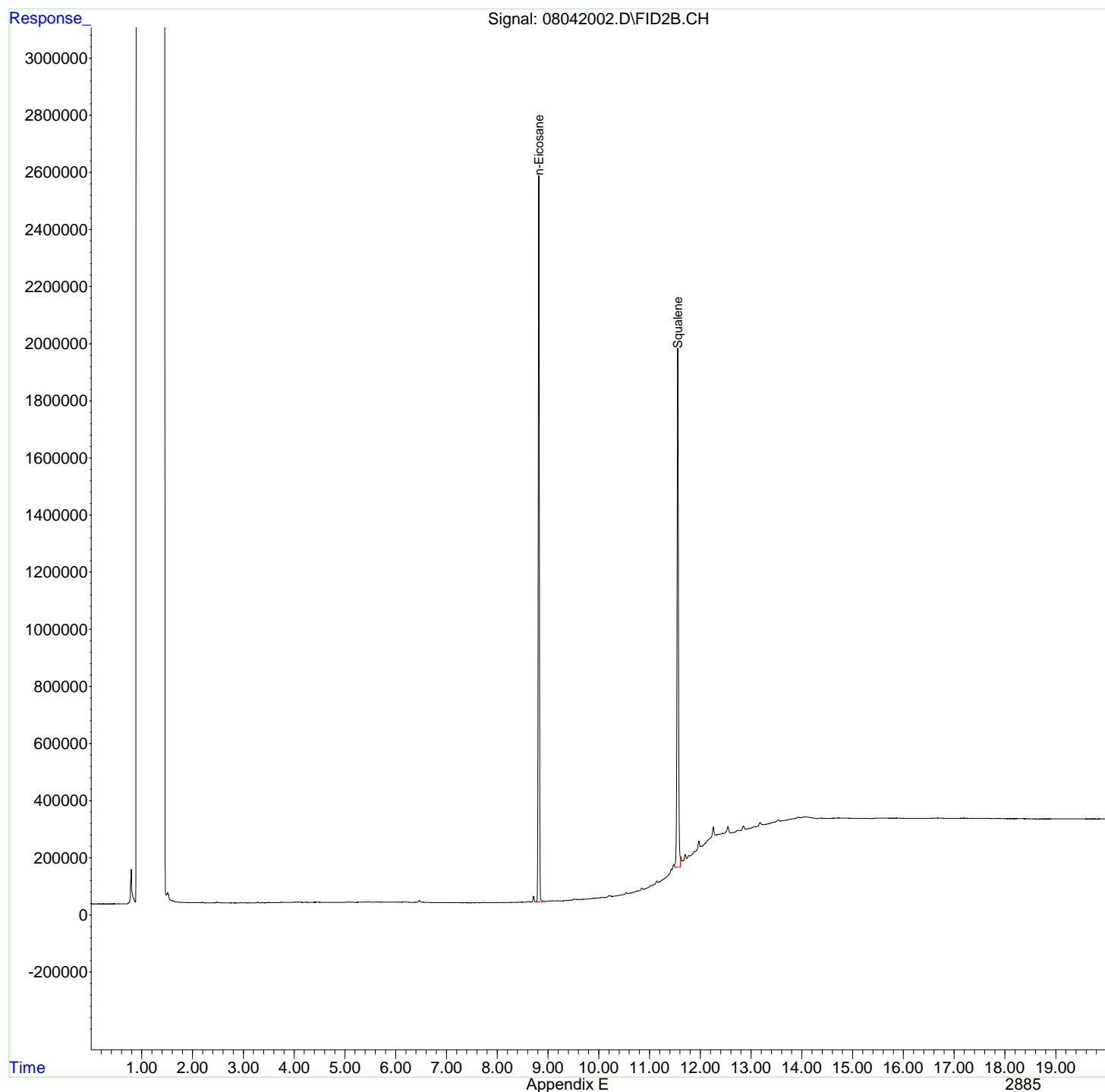
(m)=manual int.



Data Path : R:\2\DATA\080420\  
Data File : 08042002.D  
Signal(s) : FID2B.CH  
Acq On : 04 Aug 2020 10:06 am  
Operator : GCSVOC-Dhiren shah  
Sample : CCB-080420  
Misc :  
ALS Vial : 2 Sample Multiplier: 1

Integration File: EVENTS.E  
Quant Time: Aug 04 12:02:27 2020  
Quant Method : Z:\HPCHEM\2\METHODS\072920DRO-ORO.M  
Quant Title : DRO-ORO 09-09-15 DRO/ORO  
QLast Update : Thu Jul 30 08:38:45 2020  
Response via : Initial Calibration  
Integrator: ChemStation 6890 Scale Mode: Large solvent peaks clipped

Volume Inj. :  
Signal Phase :  
Signal Info :



Data Path : R:\2\DATA\080420\  
 Data File : 08042003.D  
 Signal(s) : FID2B.CH  
 Acq On : 04 Aug 2020 10:36 am  
 Operator : GCSVOC-Dhiren shah  
 Sample : CRQL-DRO-080420  
 Misc :  
 ALS Vial : 3 Sample Multiplier: 1

Integration File: EVENTS.E  
 Quant Time: Aug 05 08:40:11 2020  
 Quant Method : Z:\HPCHEM\2\METHODS\072920DRO-ORO.M  
 Quant Title : DRO-ORO 09-09-15 DRO/ORO  
 QLast Update : Tue Aug 04 10:58:48 2020  
 Response via : Initial Calibration  
 Integrator: ChemStation 6890 Scale Mode: Large solvent peaks clipped

Volume Inj. :  
 Signal Phase :  
 Signal Info :

Compound	R.T.	Response	Conc Units
-----			
System Monitoring Compounds			
4) S n-Eicosane	0.000	0	N.D. ug/mL
8) S1 Squalene	11.558	10157005	4.201 ug/mL
Target Compounds			
1) H DRO C10-C20	5.050	124943511	42.161 ug/mLm
2) H DRO C10-C25	5.150	150011372	40.092 ug/mLm
3) H DRO C10-C28	6.850	171432857	36.013 ug/mLm
5) H1 ORO C20-C34	0.000	0	N.D. ug/mL
6) H1 ORO C25-C36	0.000	0	N.D. ug/mL
7) H1 DRO C10-C36	0.000	0	N.D. ug/mL
-----			

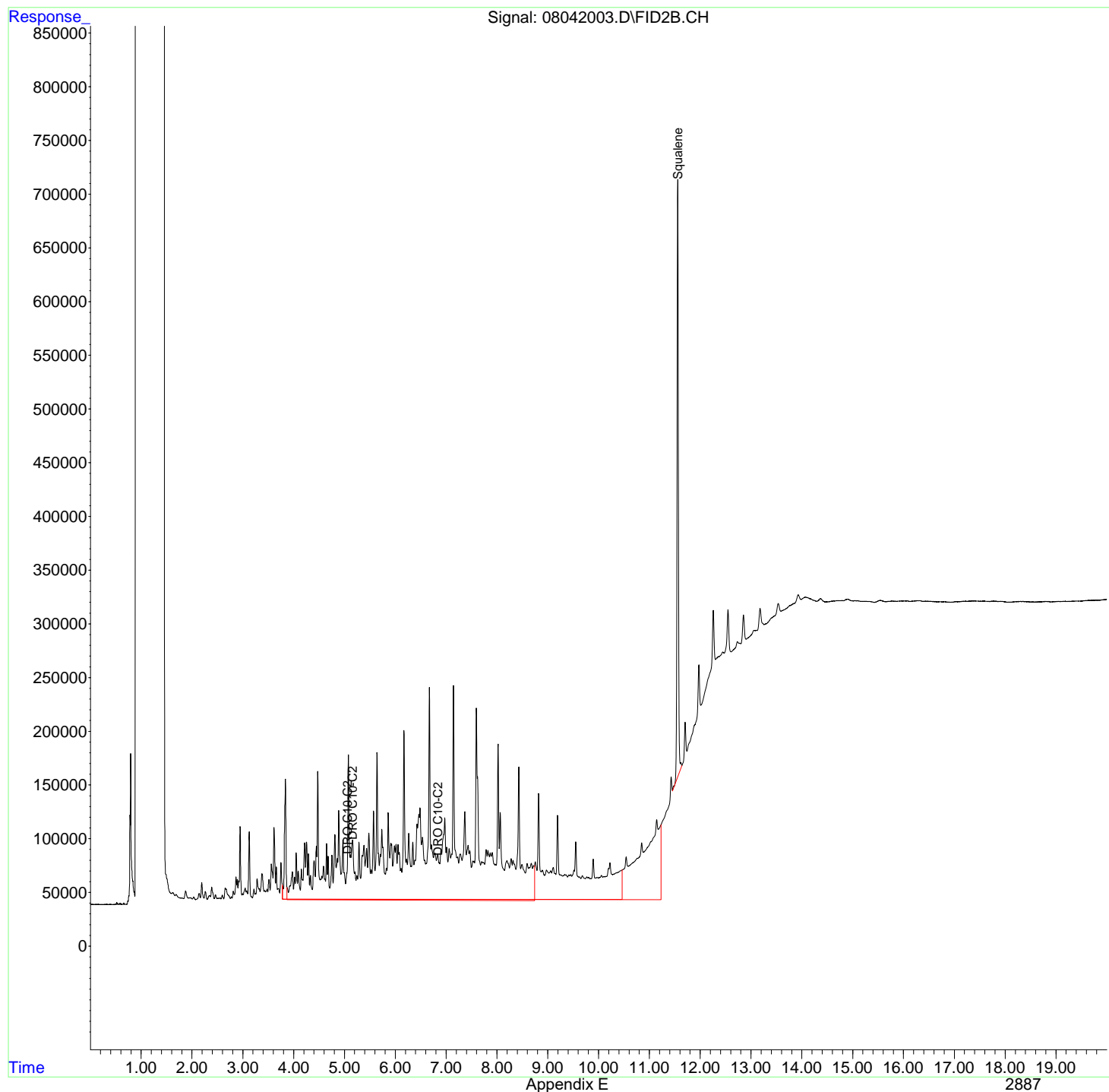
(f)=RT Delta > 1/2 Window

(m)=manual int.

Data Path : R:\2\DATA\080420\  
Data File : 08042003.D  
Signal(s) : FID2B.CH  
Acq On : 04 Aug 2020 10:36 am  
Operator : GCSVOC-Dhiren shah  
Sample : CRQL-DRO-080420  
Misc :  
ALS Vial : 3 Sample Multiplier: 1

Integration File: EVENTS.E  
Quant Time: Aug 05 08:40:11 2020  
Quant Method : Z:\HPCHEM\2\METHODS\072920DRO-ORO.M  
Quant Title : DRO-ORO 09-09-15 DRO/ORO  
QLast Update : Tue Aug 04 10:58:48 2020  
Response via : Initial Calibration  
Integrator: ChemStation 6890 Scale Mode: Large solvent peaks clipped

Volume Inj. :  
Signal Phase :  
Signal Info :



Data Path : R:\2\DATA\080420\  
Data File : 08042004.D  
Signal(s) : FID2B.CH  
Acq On : 04 Aug 2020 11:03 am  
Operator : GCSVOC-Dhiren shah  
Sample : CCV-DRO-080420  
Misc :  
ALS Vial : 4 Sample Multiplier: 1

Integration File: EVENTS.E  
Quant Time: Aug 04 12:01:55 2020  
Quant Method : Z:\HPCHEM\2\METHODS\072920DRO-ORO.M  
Quant Title : DRO-ORO 09-09-15 DRO/ORO  
QLast Update : Tue Aug 04 10:58:48 2020  
Response via : Initial Calibration  
Integrator: ChemStation 6890 Scale Mode: Large solvent peaks clipped

Volume Inj. :  
Signal Phase :  
Signal Info :

Min. RRF : 0.000 Min. Rel. Area : 50% Max. R.T. Dev 0.50min  
Max. RRF Dev : 15% Max. Rel. Area : 150%

	Compound	Amount	Calc.	%Dev	Area%	Dev (Min)
1 H	DRO C10-C20	1000.000	1066.885	-6.7	0	0.00
2 H	DRO C10-C25	1000.000	1005.514	-0.6	0	0.00
3 H	DRO C10-C28	1000.000	1033.910	-3.4	0	0.00
7 H1	DRO C10-C36	1000.000	1114.485	-11.4	0	0.00
8 S1	Squalene	20.000	19.048	4.8	0	0.00

## Evaluate Continuing Calibration Report - Not Found

4 S	n-Eicosane	10.000	0.000	100.0#	0	-8.83#
5 H1	ORO C20-C34	1000.000	0.000	100.0#	0	-9.23#
6 H1	ORO C25-C36	1000.000	0.000	100.0#	0	-10.70#

(#) = Out of Range

SPCC's out = 0 CCC's out = 0

Data Path : R:\2\DATA\080420\  
 Data File : 08042004.D  
 Signal(s) : FID2B.CH  
 Acq On : 04 Aug 2020 11:03 am  
 Operator : GCSVOC-Dhiren shah  
 Sample : CCV-DRO-080420  
 Misc :  
 ALS Vial : 4 Sample Multiplier: 1

Integration File: EVENTS.E  
 Quant Time: Aug 04 12:01:55 2020  
 Quant Method : Z:\HPCHEM\2\METHODS\072920DRO-ORO.M  
 Quant Title : DRO-ORO 09-09-15 DRO/ORO  
 QLast Update : Tue Aug 04 10:58:48 2020  
 Response via : Initial Calibration  
 Integrator: ChemStation 6890 Scale Mode: Large solvent peaks clipped

Volume Inj. :  
 Signal Phase :  
 Signal Info :

Compound	R.T.	Response	Conc	Units
-----				
System Monitoring Compounds				
4) S n-Eicosane	0.000	0	N.D.	ug/mL
8) S1 Squalene	11.556	38800954	19.048	ug/mL
Target Compounds				
1) H DRO C10-C20	5.050	2124267750	1066.885	ug/mLm
2) H DRO C10-C25	5.150	2274018509	1005.514	ug/mLm
3) H DRO C10-C28	6.850	2338358141	1033.910	ug/mLm
5) H1 ORO C20-C34	0.000	0	N.D.	ug/mL
6) H1 ORO C25-C36	0.000	0	N.D.	ug/mL
7) H1 DRO C10-C36	8.400	2759811043	1114.485	ug/mLm
-----				

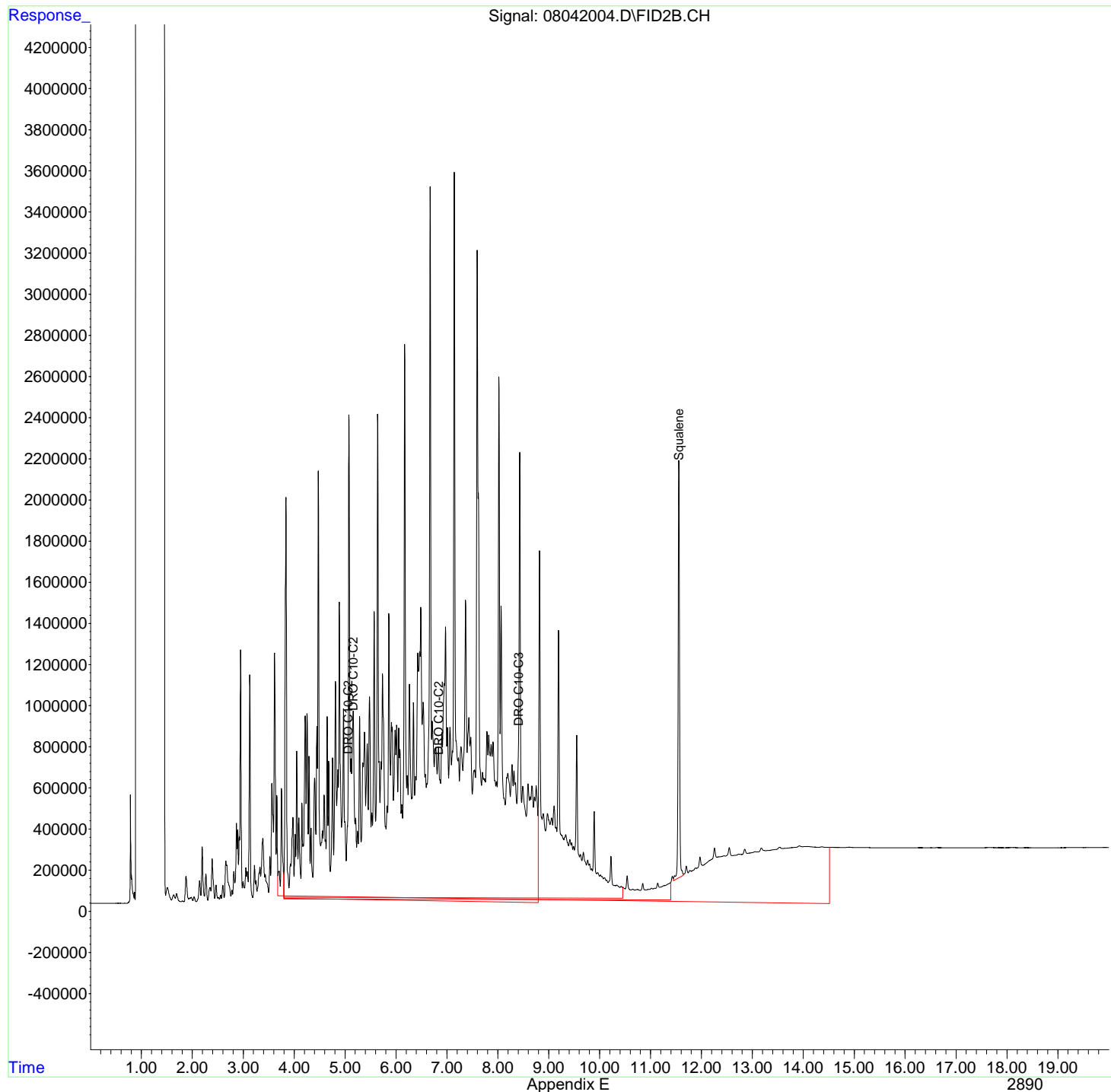
(f)=RT Delta > 1/2 Window

(m)=manual int.

Data Path : R:\2\DATA\080420\  
Data File : 08042004.D  
Signal(s) : FID2B.CH  
Acq On : 04 Aug 2020 11:03 am  
Operator : GCSVOC-Dhiren shah  
Sample : CCV-DRO-080420  
Misc :  
ALS Vial : 4 Sample Multiplier: 1

Integration File: EVENTS.E  
Quant Time: Aug 04 12:01:55 2020  
Quant Method : Z:\HPCHEM\2\METHODS\072920DRO-ORO.M  
Quant Title : DRO-ORO 09-09-15 DRO/ORO  
QLast Update : Tue Aug 04 10:58:48 2020  
Response via : Initial Calibration  
Integrator: ChemStation 6890 Scale Mode: Large solvent peaks clipped

Volume Inj. :  
Signal Phase :  
Signal Info :



Data Path : R:\2\DATA\080420\  
 Data File : 08042005.D  
 Signal(s) : FID2B.CH  
 Acq On : 04 Aug 2020 11:30 am  
 Operator : GCSVOC-Dhiren shah  
 Sample : CRQL-DRO-080420  
 Misc :  
 ALS Vial : 5 Sample Multiplier: 1

Integration File: EVENTS.E  
 Quant Time: Aug 04 11:59:28 2020  
 Quant Method : Z:\HPCHEM\2\METHODS\072920DRO-ORO.M  
 Quant Title : DRO-ORO 09-09-15 DRO/ORO  
 QLast Update : Tue Aug 04 11:53:21 2020  
 Response via : Initial Calibration  
 Integrator: ChemStation 6890 Scale Mode: Large solvent peaks clipped

Volume Inj. :  
 Signal Phase :  
 Signal Info :

Compound	R.T.	Response	Conc Units
-----			
System Monitoring Compounds			
4) S n-Eicosane	0.000	0	N.D. ug/mL
8) S1 Squalene	11.556	5677135	2.573 ug/mLm
Target Compounds			
1) H DRO C10-C20	5.050	103649350	48.155 ug/mLm
2) H DRO C10-C25	5.150	118082243	47.392 ug/mLm
3) H DRO C10-C28	6.850	131723460	50.445 ug/mLm
5) H1 ORO C20-C34	0.000	0	N.D. ug/mL
6) H1 ORO C25-C36	0.000	0	N.D. ug/mL
7) H1 DRO C10-C36	0.000	0	N.D. ug/mL
-----			

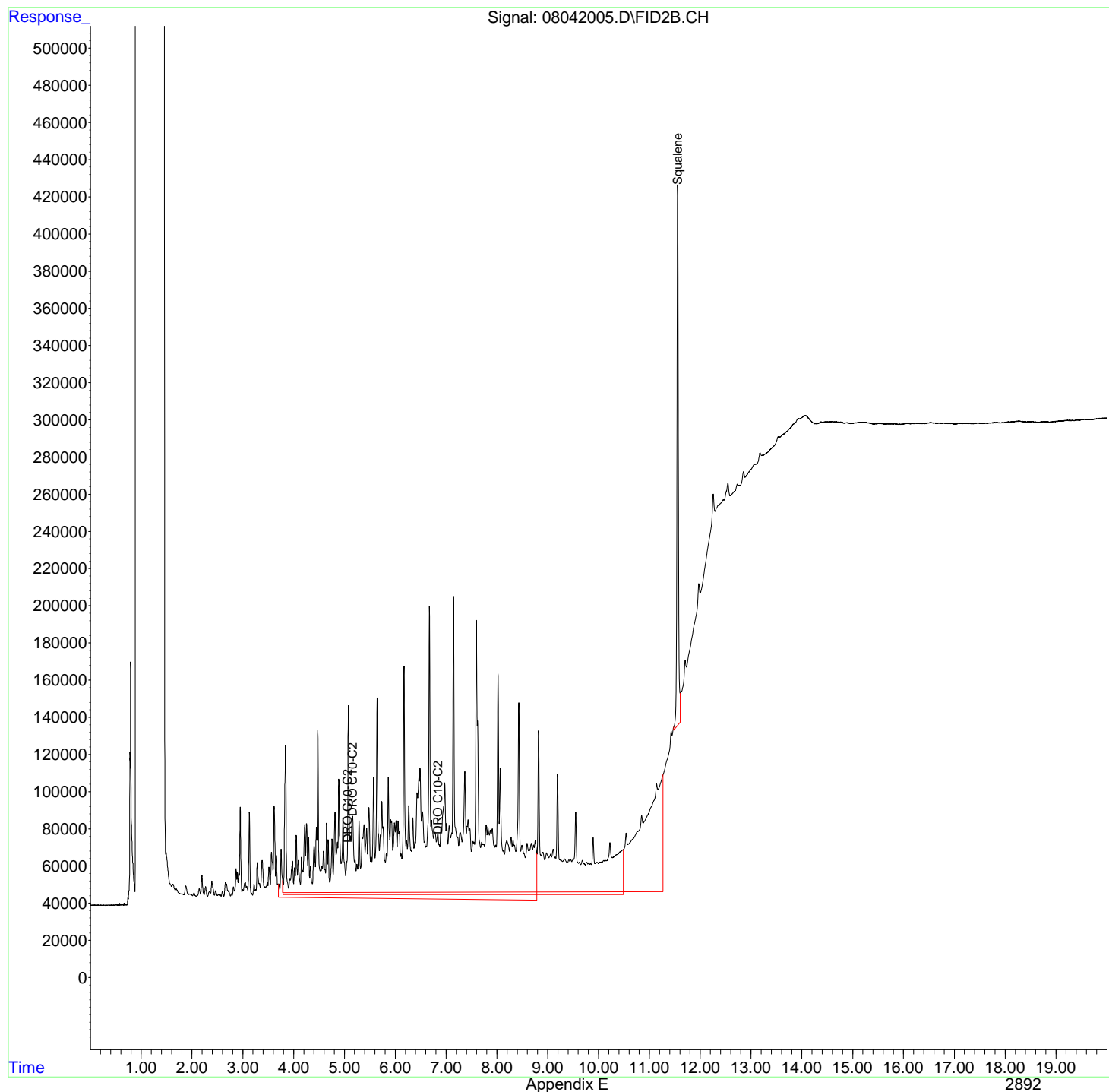
(f)=RT Delta > 1/2 Window

(m)=manual int.

Data Path : R:\2\DATA\080420\  
Data File : 08042005.D  
Signal(s) : FID2B.CH  
Acq On : 04 Aug 2020 11:30 am  
Operator : GCSVOC-Dhiren shah  
Sample : CRQL-DRO-080420  
Misc :  
ALS Vial : 5 Sample Multiplier: 1

Integration File: EVENTS.E  
Quant Time: Aug 04 11:59:28 2020  
Quant Method : Z:\HPCHEM\2\METHODS\072920DRO-ORO.M  
Quant Title : DRO-ORO 09-09-15 DRO/ORO  
QLast Update : Tue Aug 04 11:53:21 2020  
Response via : Initial Calibration  
Integrator: ChemStation 6890 Scale Mode: Large solvent peaks clipped

Volume Inj. :  
Signal Phase :  
Signal Info :





Data Path : R:\2\DATA\080420\  
 Data File : 08042006.D  
 Signal(s) : FID2B.CH  
 Acq On : 04 Aug 2020 11:57 am  
 Operator : GCSVOC-Dhiren shah  
 Sample : CRQL-ORO-080420  
 Misc :  
 ALS Vial : 6 Sample Multiplier: 1

Integration File: EVENTS.E  
 Quant Time: Aug 04 12:22:50 2020  
 Quant Method : Z:\HPCHEM\2\METHODS\072920DRO-ORO.M  
 Quant Title : DRO-ORO 09-09-15 DRO/ORO  
 QLast Update : Tue Aug 04 12:00:09 2020  
 Response via : Initial Calibration  
 Integrator: ChemStation 6890 Scale Mode: Large solvent peaks clipped

Volume Inj. :  
 Signal Phase :  
 Signal Info :

Compound	R.T.	Response	Conc	Units
-----				
System Monitoring Compounds				
4) S n-Eicosane	8.820	8152363	2.451	ug/mL
8) S1 Squalene	0.000	0	N.D.	ug/mL
Target Compounds				
1) H DRO C10-C20	0.000	0	N.D.	ug/mL
2) H DRO C10-C25	0.000	0	N.D.	ug/mL
3) H DRO C10-C28	0.000	0	N.D.	ug/mL
5) H1 ORO C20-C34	9.230	571483556	280.227	ug/mLm
6) H1 ORO C25-C36	10.700	674819162	245.731	ug/mLm
7) H1 DRO C10-C36	0.000	0	N.D.	ug/mL
-----				

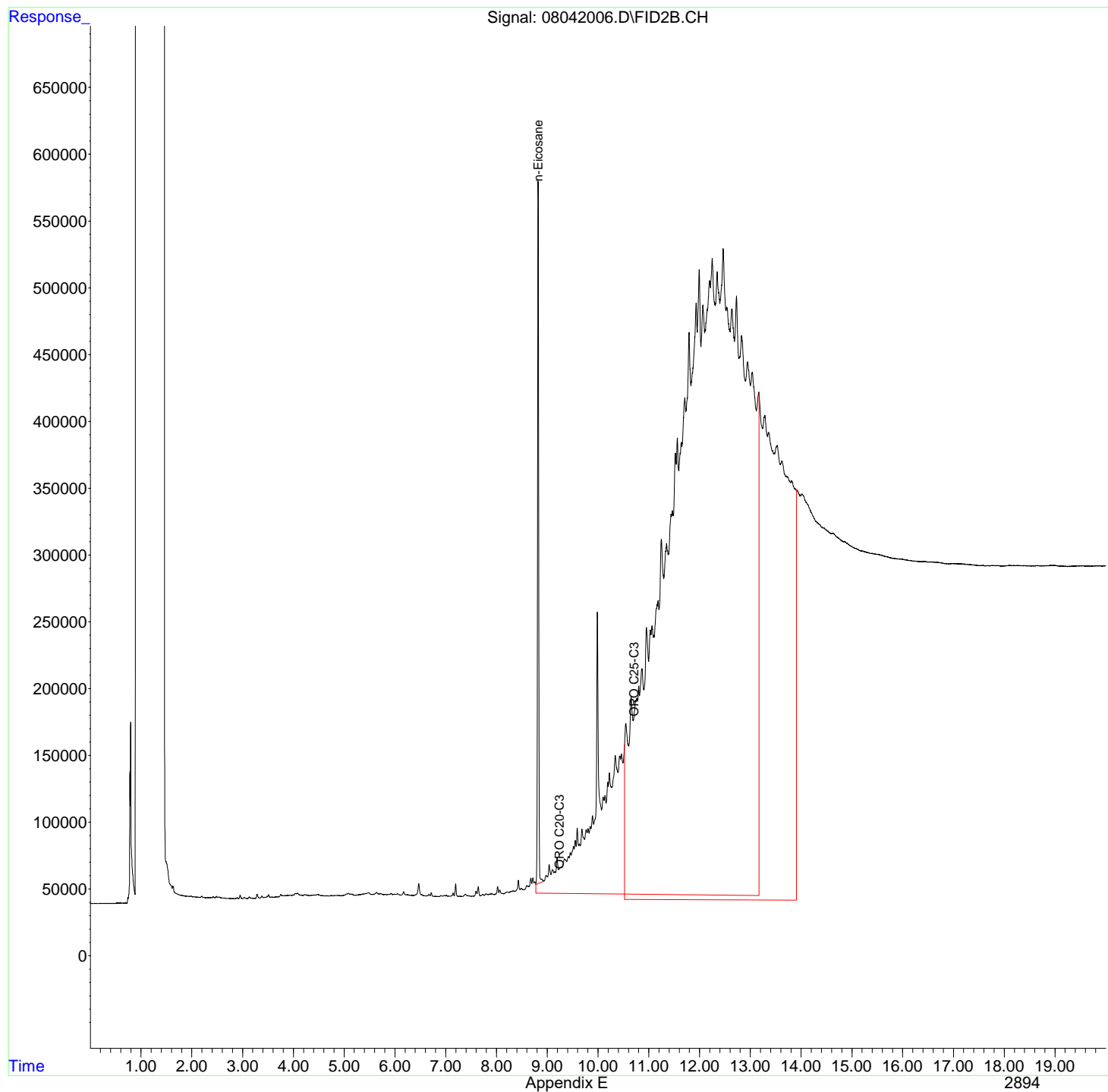
(f)=RT Delta > 1/2 Window

(m)=manual int.

Data Path : R:\2\DATA\080420\  
Data File : 08042006.D  
Signal(s) : FID2B.CH  
Acq On : 04 Aug 2020 11:57 am  
Operator : GCSVOC-Dhiren shah  
Sample : CRQL-ORO-080420  
Misc :  
ALS Vial : 6 Sample Multiplier: 1

Integration File: EVENTS.E  
Quant Time: Aug 04 12:22:50 2020  
Quant Method : Z:\HPCHEM\2\METHODS\072920DRO-ORO.M  
Quant Title : DRO-ORO 09-09-15 DRO/ORO  
QLast Update : Tue Aug 04 12:00:09 2020  
Response via : Initial Calibration  
Integrator: ChemStation 6890 Scale Mode: Large solvent peaks clipped

Volume Inj. :  
Signal Phase :  
Signal Info :



Data Path : R:\2\DATA\080420\  
Data File : 08042007.D  
Signal(s) : FID2B.CH  
Acq On : 04 Aug 2020 12:25 pm  
Operator : GCSVOC-Dhiren shah  
Sample : CCV-ORO-080420  
Misc :  
ALS Vial : 7 Sample Multiplier: 1

Integration File: EVENTS.E  
Quant Time: Aug 05 08:42:26 2020  
Quant Method : Z:\HPCHEM\2\METHODS\072920DRO-ORO.M  
Quant Title : DRO-ORO 09-09-15 DRO/ORO  
QLast Update : Tue Aug 04 12:47:53 2020  
Response via : Initial Calibration  
Integrator: ChemStation 6890 Scale Mode: Large solvent peaks clipped

Volume Inj. :  
Signal Phase :  
Signal Info :

Min. RRF : 0.000 Min. Rel. Area : 50% Max. R.T. Dev 0.50min  
Max. RRF Dev : 15% Max. Rel. Area : 150%

	Compound	Amount	Calc.	%Dev	Area%	Dev (Min)
1 H	DRO C10-C20	1000.000	-21.665	102.2#	0	-5.05#
2 H	DRO C10-C25	1000.000	-27.905	102.8#	0	-5.15#
3 H	DRO C10-C28	1000.000	-42.744	104.3#	0	-6.85#
4 S	n-Eicosane	10.000	12.108	-21.1#	0	0.00
5 H1	ORO C20-C34	1000.000	979.026	2.1	0	0.00
6 H1	ORO C25-C36	1000.000	869.406	13.1	0	0.00
7 H1	DRO C10-C36	1000.000	-145.853	114.6#	0	-8.40#

Evaluate Continuing Calibration Report - Not Found

8 S1	Squalene	20.000	0.000	100.0#	0	-11.56#
------	----------	--------	-------	--------	---	---------

(#) = Out of Range

SPCC's out = 0 CCC's out = 0

Data Path : R:\2\DATA\080420\  
 Data File : 08042007.D  
 Signal(s) : FID2B.CH  
 Acq On : 04 Aug 2020 12:25 pm  
 Operator : GCSVOC-Dhiren shah  
 Sample : CCV-ORO-080420  
 Misc :  
 ALS Vial : 7 Sample Multiplier: 1

Integration File: EVENTS.E  
 Quant Time: Aug 05 08:42:26 2020  
 Quant Method : Z:\HPCHEM\2\METHODS\072920DRO-ORO.M  
 Quant Title : DRO-ORO 09-09-15 DRO/ORO  
 QLast Update : Tue Aug 04 12:47:53 2020  
 Response via : Initial Calibration  
 Integrator: ChemStation 6890 Scale Mode: Large solvent peaks clipped

Volume Inj. :  
 Signal Phase :  
 Signal Info :

Compound	R.T.	Response	Conc Units
-----			
System Monitoring Compounds			
4) S n-Eicosane	8.820	32439298	12.108 ug/mLm
8) S1 Squalene	0.000	0	N.D. ug/mL
Target Compounds			
1) H DRO C10-C20	0.000	0	N.D. ug/mL
2) H DRO C10-C25	0.000	0	N.D. ug/mL
3) H DRO C10-C28	0.000	0	N.D. ug/mL
5) H1 ORO C20-C34	9.230	1476038290	979.026 ug/mLm
6) H1 ORO C25-C36	10.700	1600276500	869.406 ug/mLm
7) H1 DRO C10-C36	0.000	0	N.D. ug/mL
-----			

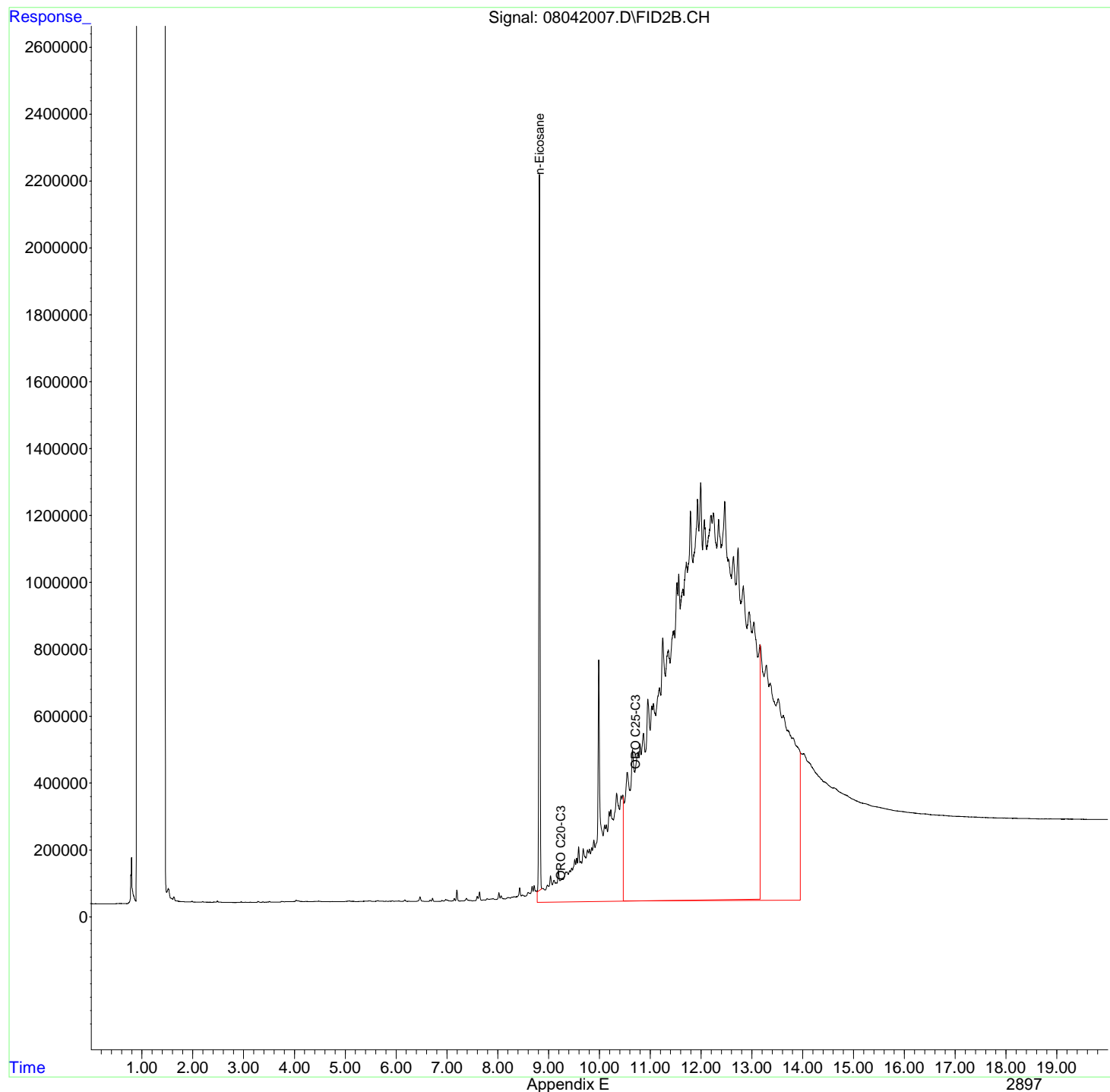
(f)=RT Delta > 1/2 Window

(m)=manual int.

Data Path : R:\2\DATA\080420\  
Data File : 08042007.D  
Signal(s) : FID2B.CH  
Acq On : 04 Aug 2020 12:25 pm  
Operator : GCSVOC-Dhiren shah  
Sample : CCV-ORO-080420  
Misc :  
ALS Vial : 7 Sample Multiplier: 1

Integration File: EVENTS.E  
Quant Time: Aug 05 08:42:26 2020  
Quant Method : Z:\HPCHEM\2\METHODS\072920DRO-ORO.M  
Quant Title : DRO-ORO 09-09-15 DRO/ORO  
QLast Update : Tue Aug 04 12:47:53 2020  
Response via : Initial Calibration  
Integrator: ChemStation 6890 Scale Mode: Large solvent peaks clipped

Volume Inj. :  
Signal Phase :  
Signal Info :



Data Path : R:\2\DATA\080420\  
 Data File : 08042008.D  
 Signal(s) : FID2B.CH  
 Acq On : 04 Aug 2020 12:52 pm  
 Operator : GCSVOC-Dhiren shah  
 Sample : MB-52164  
 Misc :  
 ALS Vial : 8 Sample Multiplier: 1

Integration File: EVENTS.E  
 Quant Time: Aug 04 13:22:06 2020  
 Quant Method : Z:\HPCHEM\2\METHODS\072920DRO-ORO.M  
 Quant Title : DRO-ORO 09-09-15 DRO/ORO  
 QLast Update : Tue Aug 04 13:21:50 2020  
 Response via : Initial Calibration  
 Integrator: ChemStation 6890 Scale Mode: Large solvent peaks clipped

Volume Inj. :  
 Signal Phase :  
 Signal Info :

Compound	R.T.	Response	Conc	Units
-----				
System Monitoring Compounds				
4) S n-Eicosane	8.819	23443020	8.932	ug/mL
8) S1 Squalene	11.557	40075094	18.164	ug/mL
Target Compounds				
1) H DRO C10-C20	0.000	0	N.D.	ug/mL
2) H DRO C10-C25	0.000	0	N.D.	ug/mL
3) H DRO C10-C28	0.000	0	N.D.	ug/mL
5) H1 ORO C20-C34	0.000	0	N.D.	ug/mL
6) H1 ORO C25-C36	0.000	0	N.D.	ug/mL
7) H1 DRO C10-C36	0.000	0	N.D.	ug/mL
-----				

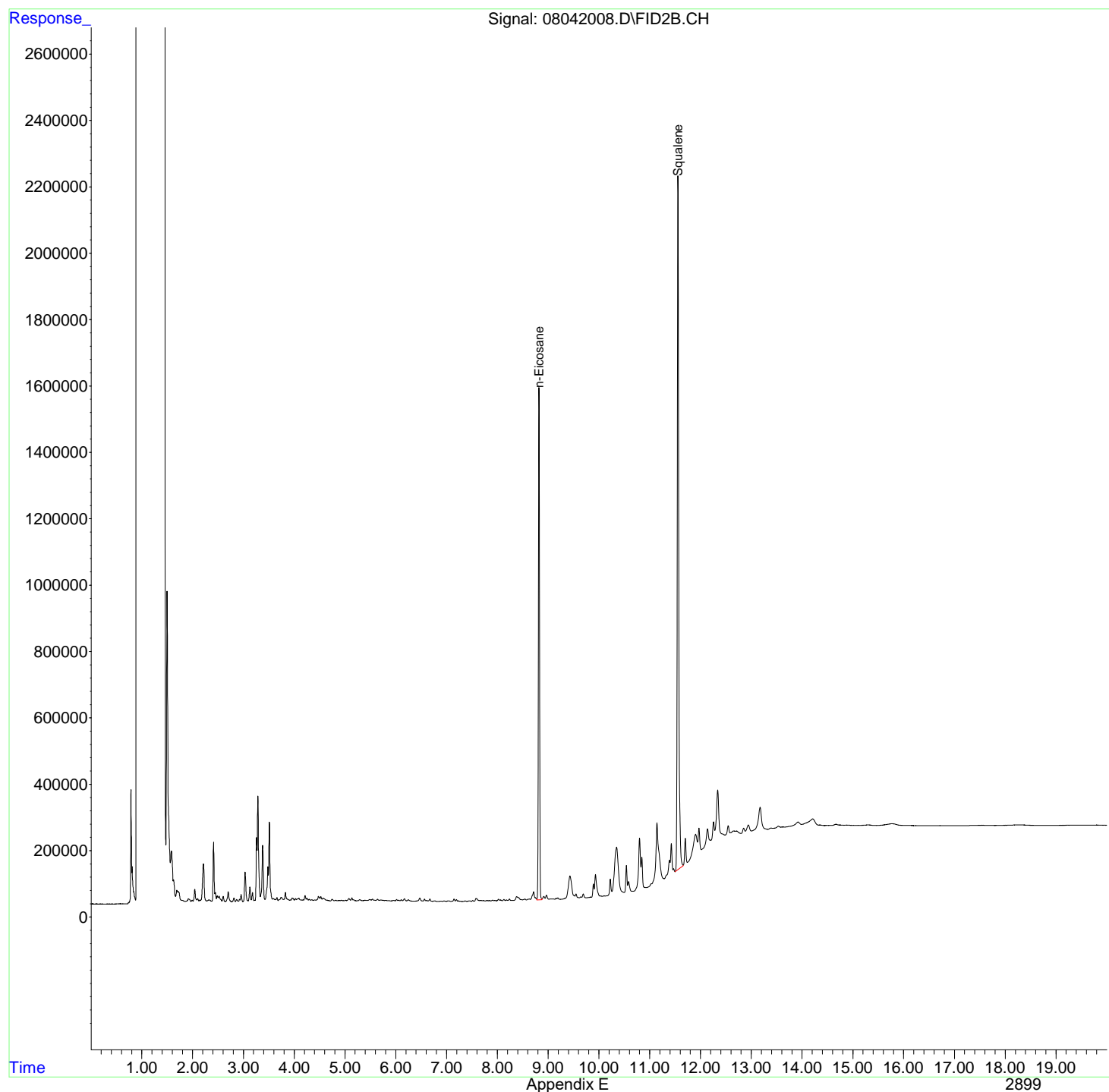
(f)=RT Delta > 1/2 Window

(m)=manual int.

Data Path : R:\2\DATA\080420\  
Data File : 08042008.D  
Signal(s) : FID2B.CH  
Acq On : 04 Aug 2020 12:52 pm  
Operator : GCSVOC-Dhiren shah  
Sample : MB-52164  
Misc :  
ALS Vial : 8 Sample Multiplier: 1

Integration File: EVENTS.E  
Quant Time: Aug 04 13:22:06 2020  
Quant Method : Z:\HPCHEM\2\METHODS\072920DRO-ORO.M  
Quant Title : DRO-ORO 09-09-15 DRO/ORO  
QLast Update : Tue Aug 04 13:21:50 2020  
Response via : Initial Calibration  
Integrator: ChemStation 6890 Scale Mode: Large solvent peaks clipped

Volume Inj. :  
Signal Phase :  
Signal Info :



Data Path : R:\2\DATA\080420\  
 Data File : 08042009.D  
 Signal(s) : FID2B.CH  
 Acq On : 04 Aug 2020 1:19 pm  
 Operator : GCSVOC-Dhiren shah  
 Sample : LCS-52164-DRO  
 Misc :  
 ALS Vial : 9 Sample Multiplier: 1

Integration File: EVENTS.E  
 Quant Time: Aug 04 14:21:42 2020  
 Quant Method : Z:\HPCHEM\2\METHODS\072920DRO-ORO.M  
 Quant Title : DRO-ORO 09-09-15 DRO/ORO  
 QLast Update : Tue Aug 04 13:21:50 2020  
 Response via : Initial Calibration  
 Integrator: ChemStation 6890 Scale Mode: Large solvent peaks clipped

Volume Inj. :  
 Signal Phase :  
 Signal Info :

Compound	R.T.	Response	Conc Units
-----			
System Monitoring Compounds			
4) S n-Eicosane	8.820	29676211	11.574 ug/mLm
8) S1 Squalene	11.557	41881914	18.982 ug/mL
Target Compounds			
1) H DRO C10-C20	5.050	839322708	408.306 ug/mLm
2) H DRO C10-C25	5.150	993682826	423.565 ug/mLm
3) H DRO C10-C28	6.850	1007692607	421.121 ug/mLm
5) H1 ORO C20-C34	0.000	0	N.D. ug/mL
6) H1 ORO C25-C36	0.000	0	N.D. ug/mL
7) H1 DRO C10-C36	0.000	0	N.D. ug/mL
-----			

(f)=RT Delta > 1/2 Window

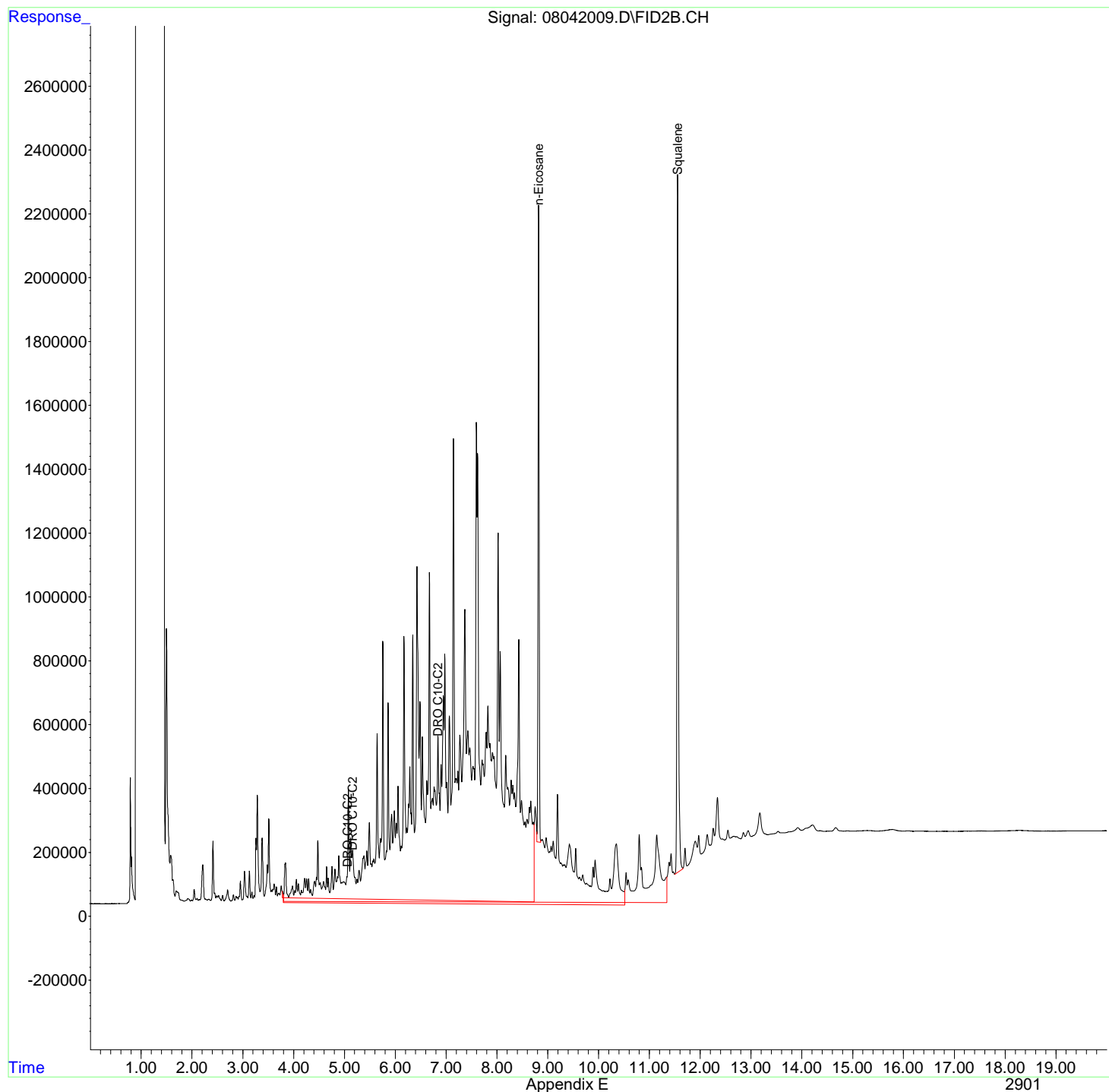
(m)=manual int.



Data Path : R:\2\DATA\080420\  
Data File : 08042009.D  
Signal(s) : FID2B.CH  
Acq On : 04 Aug 2020 1:19 pm  
Operator : GCSVOC-Dhiren shah  
Sample : LCS-52164-DRO  
Misc :  
ALS Vial : 9 Sample Multiplier: 1

Integration File: EVENTS.E  
Quant Time: Aug 04 14:21:42 2020  
Quant Method : Z:\HPCHEM\2\METHODS\072920DRO-ORO.M  
Quant Title : DRO-ORO 09-09-15 DRO/ORO  
QLast Update : Tue Aug 04 13:21:50 2020  
Response via : Initial Calibration  
Integrator: ChemStation 6890 Scale Mode: Large solvent peaks clipped

Volume Inj. :  
Signal Phase :  
Signal Info :



Data Path : R:\2\DATA\080420\  
 Data File : 08042010.D  
 Signal(s) : FID2B.CH  
 Acq On : 04 Aug 2020 1:46 pm  
 Operator : GCSVOC-Dhiren shah  
 Sample : LCSD-52164-DRO  
 Misc :  
 ALS Vial : 10 Sample Multiplier: 1

Integration File: EVENTS.E  
 Quant Time: Aug 04 14:22:44 2020  
 Quant Method : Z:\HPCHEM\2\METHODS\072920DRO-ORO.M  
 Quant Title : DRO-ORO 09-09-15 DRO/ORO  
 QLast Update : Tue Aug 04 13:21:50 2020  
 Response via : Initial Calibration  
 Integrator: ChemStation 6890 Scale Mode: Large solvent peaks clipped

Volume Inj. :  
 Signal Phase :  
 Signal Info :

Compound	R.T.	Response	Conc Units
-----			
System Monitoring Compounds			
4) S n-Eicosane	8.820	28668914	11.147 ug/mLm
8) S1 Squalene	11.556	39140246	17.740 ug/mL
Target Compounds			
1) H DRO C10-C20	5.050	783510120	379.700 ug/mLm
2) H DRO C10-C25	5.150	900598097	381.255 ug/mLm
3) H DRO C10-C28	6.850	924673260	382.890 ug/mLm
5) H1 ORO C20-C34	0.000	0	N.D. ug/mL
6) H1 ORO C25-C36	0.000	0	N.D. ug/mL
7) H1 DRO C10-C36	0.000	0	N.D. ug/mL
-----			

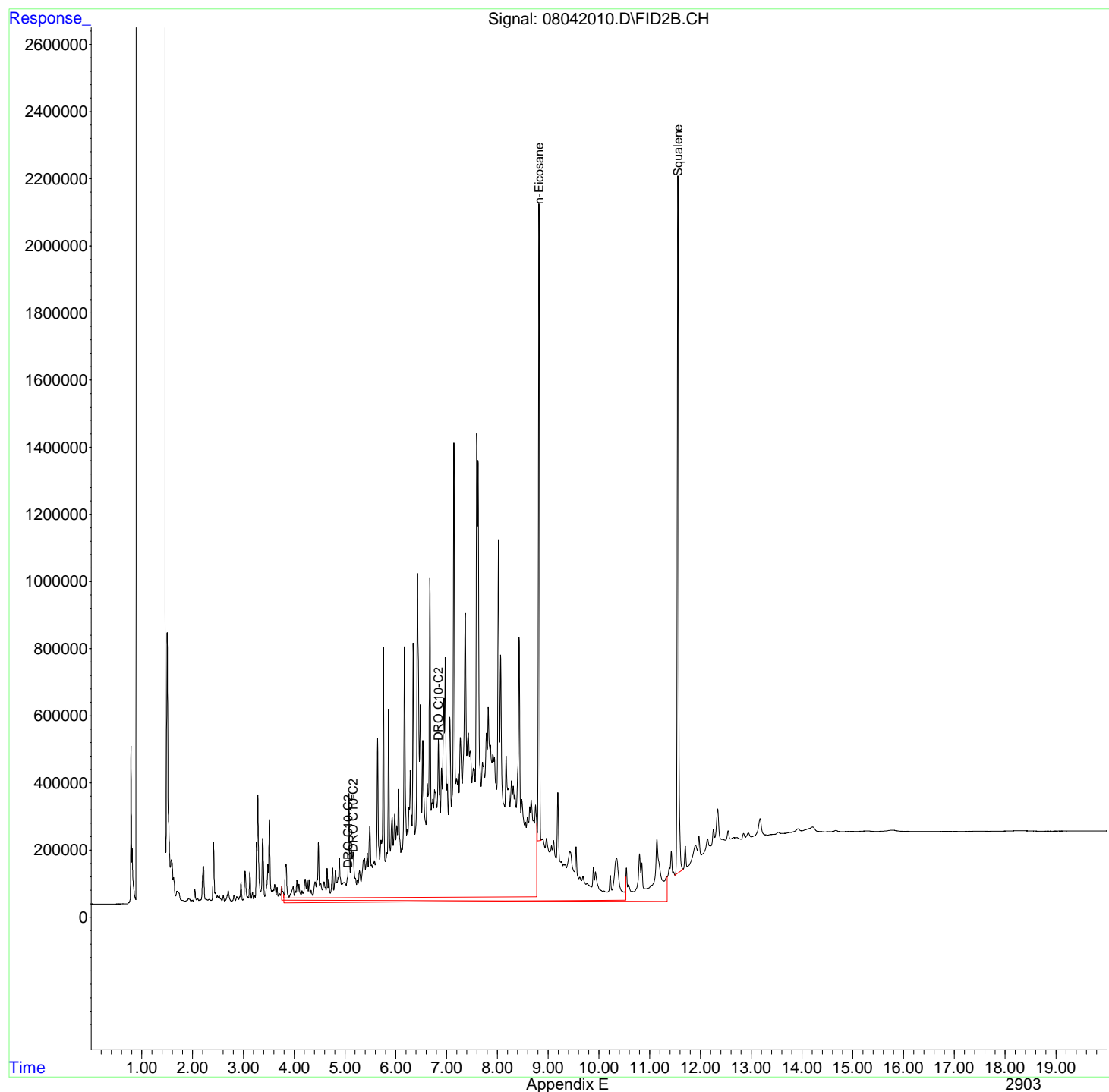
(f)=RT Delta > 1/2 Window

(m)=manual int.

Data Path : R:\2\DATA\080420\  
Data File : 08042010.D  
Signal(s) : FID2B.CH  
Acq On : 04 Aug 2020 1:46 pm  
Operator : GCSVOC-Dhiren shah  
Sample : LCSD-52164-DRO  
Misc :  
ALS Vial : 10 Sample Multiplier: 1

Integration File: EVENTS.E  
Quant Time: Aug 04 14:22:44 2020  
Quant Method : Z:\HPCHEM\2\METHODS\072920DRO-ORO.M  
Quant Title : DRO-ORO 09-09-15 DRO/ORO  
QLast Update : Tue Aug 04 13:21:50 2020  
Response via : Initial Calibration  
Integrator: ChemStation 6890 Scale Mode: Large solvent peaks clipped

Volume Inj. :  
Signal Phase :  
Signal Info :



Data Path : R:\2\DATA\080420\  
 Data File : 08042011.D  
 Signal(s) : FID2B.CH  
 Acq On : 04 Aug 2020 2:13 pm  
 Operator : GCSVOC-Dhiren shah  
 Sample : LCS-ORO  
 Misc :  
 ALS Vial : 11 Sample Multiplier: 1

Integration File: EVENTS.E  
 Quant Time: Aug 04 14:39:14 2020  
 Quant Method : Z:\HPCHEM\2\METHODS\072920DRO-ORO.M  
 Quant Title : DRO-ORO 09-09-15 DRO/ORO  
 QLast Update : Tue Aug 04 13:21:50 2020  
 Response via : Initial Calibration  
 Integrator: ChemStation 6890 Scale Mode: Large solvent peaks clipped

Volume Inj. :  
 Signal Phase :  
 Signal Info :

Compound	R.T.	Response	Conc	Units
-----				
System Monitoring Compounds				
4) S n-Eicosane	8.817	22267770	8.434	ug/mL
8) S1 Squalene	11.554	41328551	18.732	ug/mLm
Target Compounds				
1) H DRO C10-C20	0.000	0	N.D.	ug/mL
2) H DRO C10-C25	0.000	0	N.D.	ug/mL
3) H DRO C10-C28	0.000	0	N.D.	ug/mL
5) H1 ORO C20-C34	9.230	1096811131	686.060	ug/mLm
6) H1 ORO C25-C36	10.700	1184443576	589.172	ug/mLm
7) H1 DRO C10-C36	0.000	0	N.D.	ug/mL
-----				

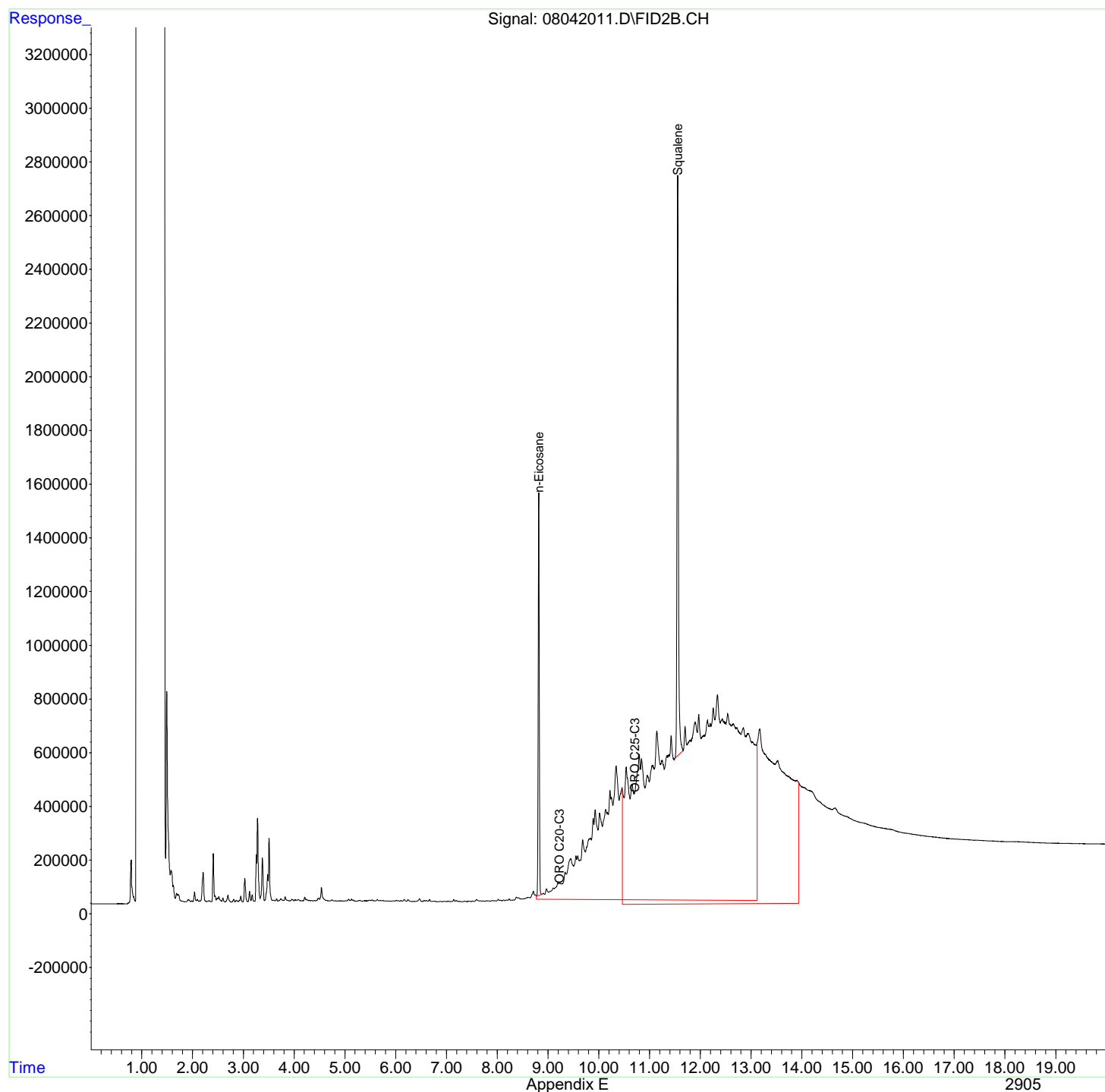
(f)=RT Delta > 1/2 Window

(m)=manual int.

Data Path : R:\2\DATA\080420\  
Data File : 08042011.D  
Signal(s) : FID2B.CH  
Acq On : 04 Aug 2020 2:13 pm  
Operator : GCSVOC-Dhiren shah  
Sample : LCS-ORO  
Misc :  
ALS Vial : 11 Sample Multiplier: 1

Integration File: EVENTS.E  
Quant Time: Aug 04 14:39:14 2020  
Quant Method : Z:\HPCHEM\2\METHODS\072920DRO-ORO.M  
Quant Title : DRO-ORO 09-09-15 DRO/ORO  
QLast Update : Tue Aug 04 13:21:50 2020  
Response via : Initial Calibration  
Integrator: ChemStation 6890 Scale Mode: Large solvent peaks clipped

Volume Inj. :  
Signal Phase :  
Signal Info :



Data Path : R:\2\DATA\080420\  
 Data File : 08042012.D  
 Signal(s) : FID2B.CH  
 Acq On : 04 Aug 2020 2:41 pm  
 Operator : GCSVOC-Dhiren shah  
 Sample : LCSD-ORO  
 Misc :  
 ALS Vial : 12 Sample Multiplier: 1

Integration File: EVENTS.E  
 Quant Time: Aug 04 15:49:59 2020  
 Quant Method : Z:\HPCHEM\2\METHODS\072920DRO-ORO.M  
 Quant Title : DRO-ORO 09-09-15 DRO/ORO  
 QLast Update : Tue Aug 04 13:21:50 2020  
 Response via : Initial Calibration  
 Integrator: ChemStation 6890 Scale Mode: Large solvent peaks clipped

Volume Inj. :  
 Signal Phase :  
 Signal Info :

Compound	R.T.	Response	Conc Units
-----			
System Monitoring Compounds			
4) S n-Eicosane	8.816	21015583	7.903 ug/mL
8) S1 Squalene	11.553	41165354	18.658 ug/mLm
Target Compounds			
1) H DRO C10-C20	0.000	0	N.D. ug/mL
2) H DRO C10-C25	0.000	0	N.D. ug/mL
3) H DRO C10-C28	0.000	0	N.D. ug/mL
5) H1 ORO C20-C34	9.230	1160786616	735.484 ug/mLm
6) H1 ORO C25-C36	10.700	1195194425	596.417 ug/mLm
7) H1 DRO C10-C36	0.000	0	N.D. ug/mL
-----			

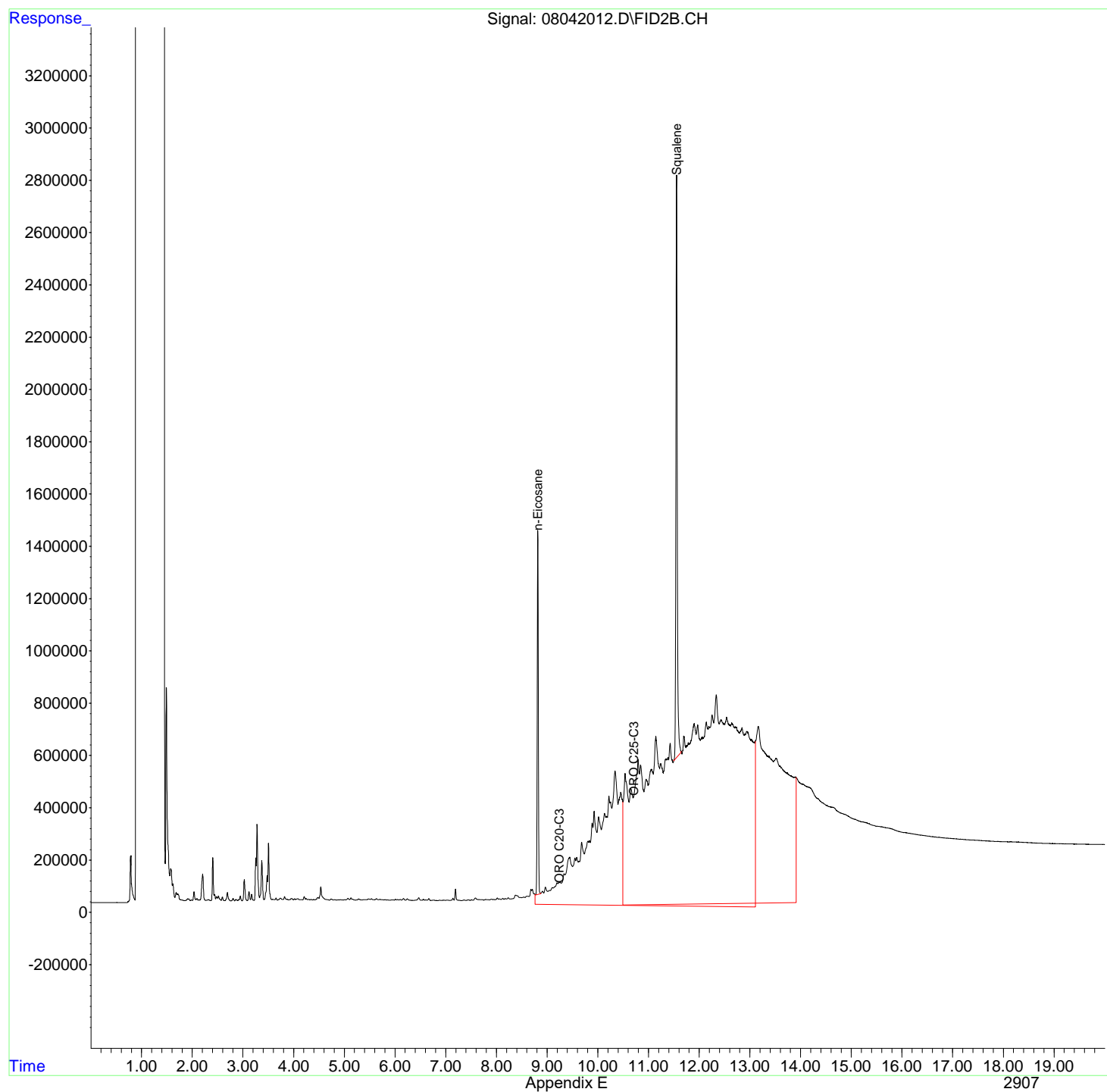
(f)=RT Delta > 1/2 Window

(m)=manual int.

Data Path : R:\2\DATA\080420\  
Data File : 08042012.D  
Signal(s) : FID2B.CH  
Acq On : 04 Aug 2020 2:41 pm  
Operator : GCSVOC-Dhiren shah  
Sample : LCSD-ORO  
Misc :  
ALS Vial : 12 Sample Multiplier: 1

Integration File: EVENTS.E  
Quant Time: Aug 04 15:49:59 2020  
Quant Method : Z:\HPCHEM\2\METHODS\072920DRO-ORO.M  
Quant Title : DRO-ORO 09-09-15 DRO/ORO  
QLast Update : Tue Aug 04 13:21:50 2020  
Response via : Initial Calibration  
Integrator: ChemStation 6890 Scale Mode: Large solvent peaks clipped

Volume Inj. :  
Signal Phase :  
Signal Info :



Data Path : R:\2\DATA\080420\  
 Data File : 08042013.D  
 Signal(s) : FID2B.CH  
 Acq On : 04 Aug 2020 3:08 pm  
 Operator : GCSVOC-Dhiren shah  
 Sample : LOQ  
 Misc :  
 ALS Vial : 13 Sample Multiplier: 1

Integration File: EVENTS.E  
 Quant Time: Aug 04 15:53:22 2020  
 Quant Method : Z:\HPCHEM\2\METHODS\072920DRO-ORO.M  
 Quant Title : DRO-ORO 09-09-15 DRO/ORO  
 QLast Update : Tue Aug 04 15:51:12 2020  
 Response via : Initial Calibration  
 Integrator: ChemStation 6890 Scale Mode: Large solvent peaks clipped

Volume Inj. :  
 Signal Phase :  
 Signal Info :

Compound	R.T.	Response	Conc Units
-----			
System Monitoring Compounds			
4) S n-Eicosane	8.818	22161373	8.389 ug/mL
8) S1 Squalene	11.555	42842071	19.418 ug/mLm
Target Compounds			
1) H DRO C10-C20	5.050	72813610	33.829 ug/mLm
2) H DRO C10-C25	5.150	125905169	50.532 ug/mLm
3) H DRO C10-C28	6.850	153561393	58.808 ug/mLm
5) H1 ORO C20-C34	9.230	340316977	212.618 ug/mLm
6) H1 ORO C25-C36	10.700	416777095	214.965 ug/mLm
7) H1 DRO C10-C36	0.000	0	N.D. ug/mL
-----			

(f)=RT Delta > 1/2 Window

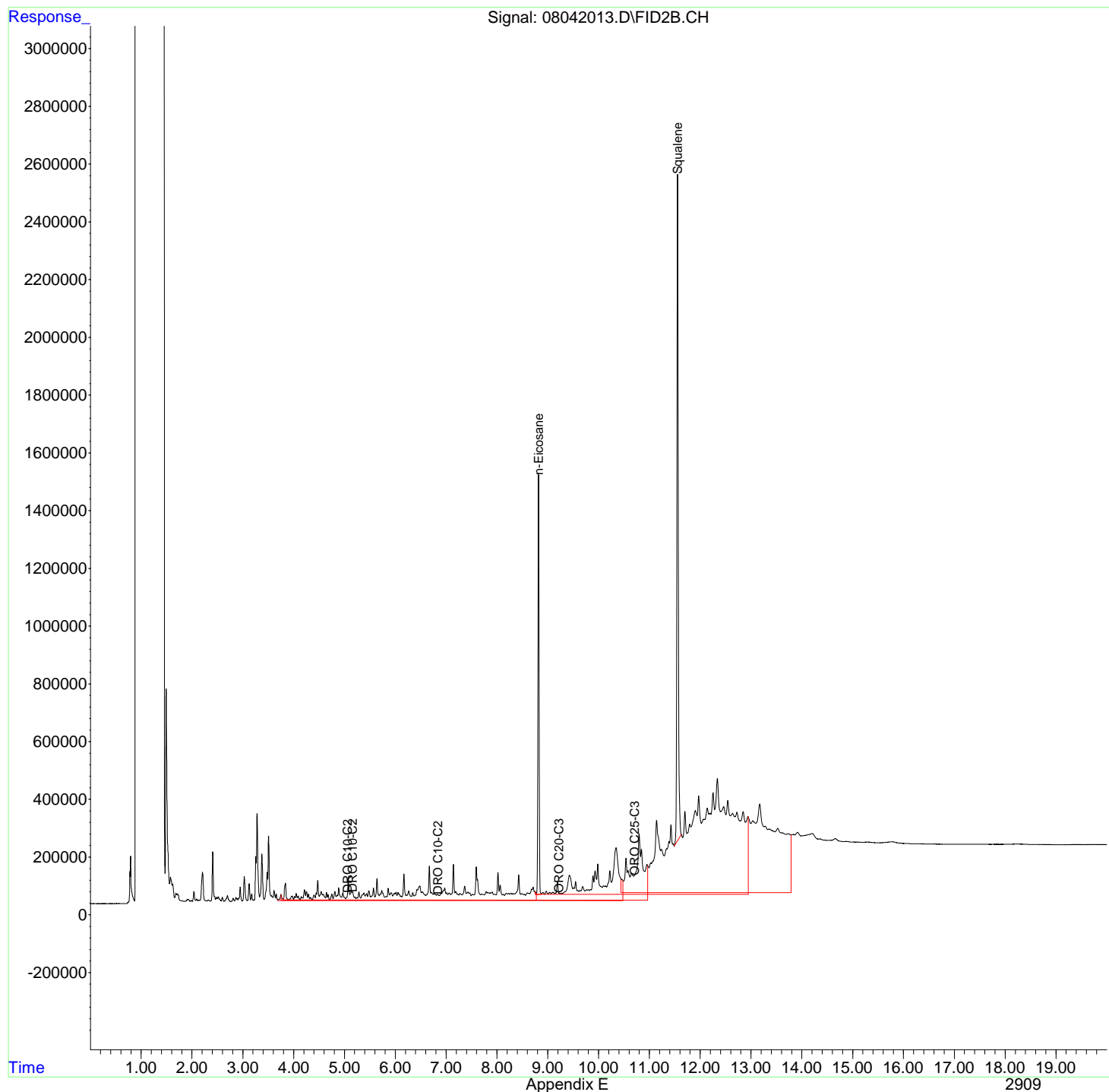
(m)=manual int.



Data Path : R:\2\DATA\080420\  
Data File : 08042013.D  
Signal(s) : FID2B.CH  
Acq On : 04 Aug 2020 3:08 pm  
Operator : GCSVOC-Dhiren shah  
Sample : LOQ  
Misc :  
ALS Vial : 13 Sample Multiplier: 1

Integration File: EVENTS.E  
Quant Time: Aug 04 15:53:22 2020  
Quant Method : Z:\HPCHEM\2\METHODS\072920DRO-ORO.M  
Quant Title : DRO-ORO 09-09-15 DRO/ORO  
QLast Update : Tue Aug 04 15:51:12 2020  
Response via : Initial Calibration  
Integrator: ChemStation 6890 Scale Mode: Large solvent peaks clipped

Volume Inj. :  
Signal Phase :  
Signal Info :



Data Path : R:\2\DATA\080420\  
 Data File : 08042021.D  
 Signal(s) : FID2B.CH  
 Acq On : 04 Aug 2020 6:46 pm  
 Operator : GCSVOC-Dhiren shah  
 Sample : 2006518-009A  
 Misc :  
 ALS Vial : 21 Sample Multiplier: 1

Integration File: EVENTS.E  
 Quant Time: Aug 05 08:13:47 2020  
 Quant Method : Z:\HPCHEM\2\METHODS\072920DRO-ORO.M  
 Quant Title : DRO-ORO 09-09-15 DRO/ORO  
 QLast Update : Thu Jul 30 08:38:45 2020  
 Response via : Initial Calibration  
 Integrator: ChemStation 6890 Scale Mode: Large solvent peaks clipped

Volume Inj. :  
 Signal Phase :  
 Signal Info :

Compound	R.T.	Response	Conc	Units
-----				
System Monitoring Compounds				
4) S n-Eicosane	8.821	9242355	2.913	ug/mLm
8) S1 Squalene	11.559	8924089	4.045	ug/mLm
Target Compounds				
1) H DRO C10-C20	0.000	0	N.D.	ug/mL
2) H DRO C10-C25	0.000	0	N.D.	ug/mL
3) H DRO C10-C28	0.000	0	N.D.	ug/mL
5) H1 ORO C20-C34	9.230	3126861775	2254.342	ug/mLm
6) H1 ORO C25-C36	10.700	3373987815	2064.730	ug/mLm
7) H1 DRO C10-C36	0.000	0	N.D.	ug/mL
-----				

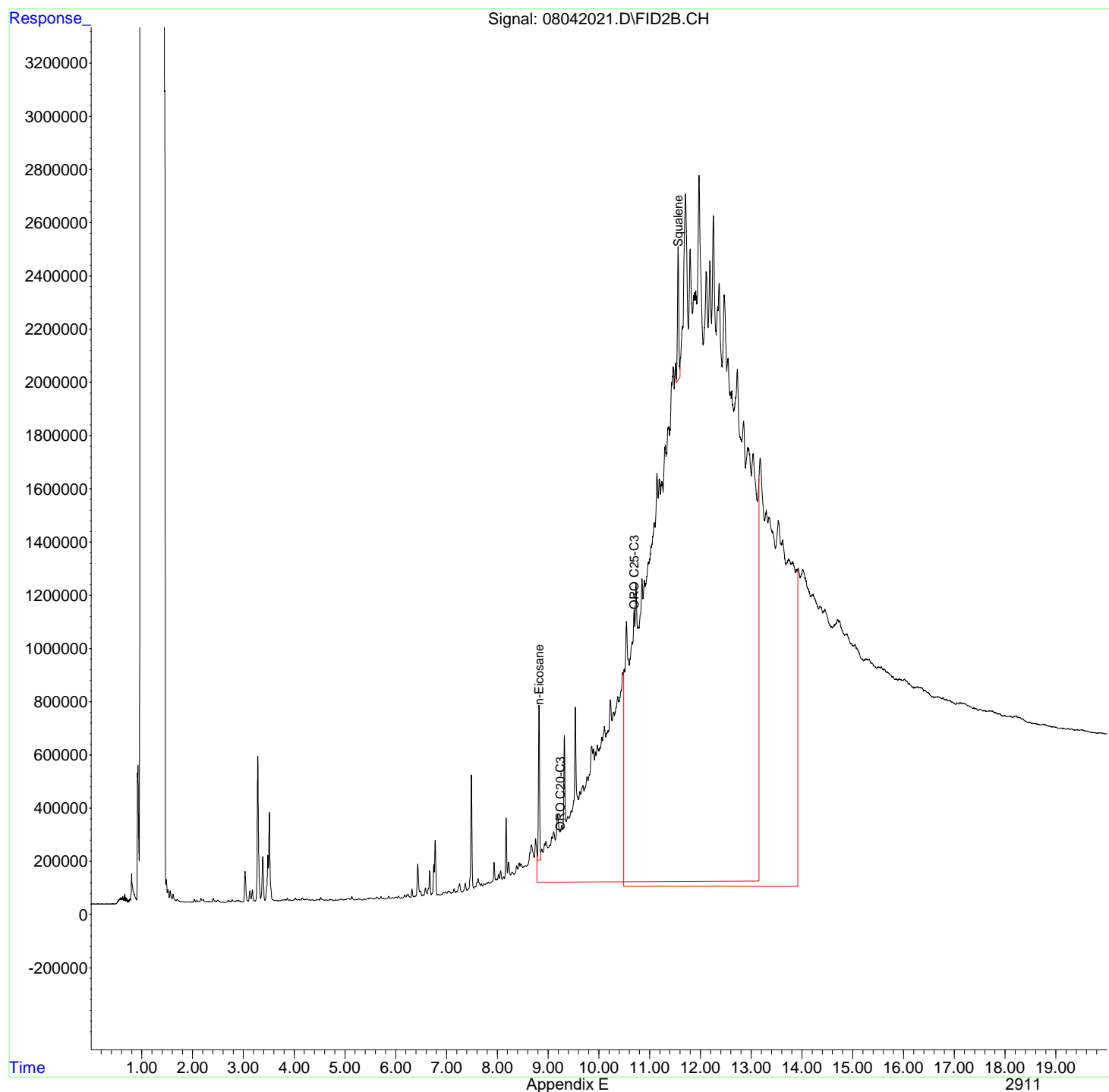
(f)=RT Delta > 1/2 Window

(m)=manual int.

Data Path : R:\2\DATA\080420\  
Data File : 08042021.D  
Signal(s) : FID2B.CH  
Acq On : 04 Aug 2020 6:46 pm  
Operator : GCSVOC-Dhiren shah  
Sample : 2006518-009A  
Misc :  
ALS Vial : 21 Sample Multiplier: 1

Integration File: EVENTS.E  
Quant Time: Aug 05 08:13:47 2020  
Quant Method : Z:\HPCHEM\2\METHODS\072920DRO-ORO.M  
Quant Title : DRO-ORO 09-09-15 DRO/ORO  
QLast Update : Thu Jul 30 08:38:45 2020  
Response via : Initial Calibration  
Integrator: ChemStation 6890 Scale Mode: Large solvent peaks clipped

Volume Inj. :  
Signal Phase :  
Signal Info :



Data Path : R:\2\DATA\080420\  
 Data File : 08042022.D  
 Signal(s) : FID2B.CH  
 Acq On : 04 Aug 2020 7:13 pm  
 Operator : GCSVOC-Dhiren shah  
 Sample : 2006518-011A  
 Misc :  
 ALS Vial : 22 Sample Multiplier: 1

Integration File: EVENTS.E  
 Quant Time: Aug 05 08:16:23 2020  
 Quant Method : Z:\HPCHEM\2\METHODS\072920DRO-ORO.M  
 Quant Title : DRO-ORO 09-09-15 DRO/ORO  
 QLast Update : Thu Jul 30 08:38:45 2020  
 Response via : Initial Calibration  
 Integrator: ChemStation 6890 Scale Mode: Large solvent peaks clipped

Volume Inj. :  
 Signal Phase :  
 Signal Info :

Compound	R.T.	Response	Conc Units
-----			
System Monitoring Compounds			
4) S n-Eicosane	8.821	14546592	5.162 ug/mLm
8) S1 Squalene	11.573	29310787	13.285 ug/mLm
Target Compounds			
1) H DRO C10-C20	0.000	0	N.D. ug/mL
2) H DRO C10-C25	0.000	0	N.D. ug/mL
3) H DRO C10-C28	0.000	0	N.D. ug/mL
5) H1 ORO C20-C34	9.230	14465013240	11013.441 ug/mLm
6) H1 ORO C25-C36	10.700	14600484853	9630.390 ug/mLm
7) H1 DRO C10-C36	0.000	0	N.D. ug/mL
-----			

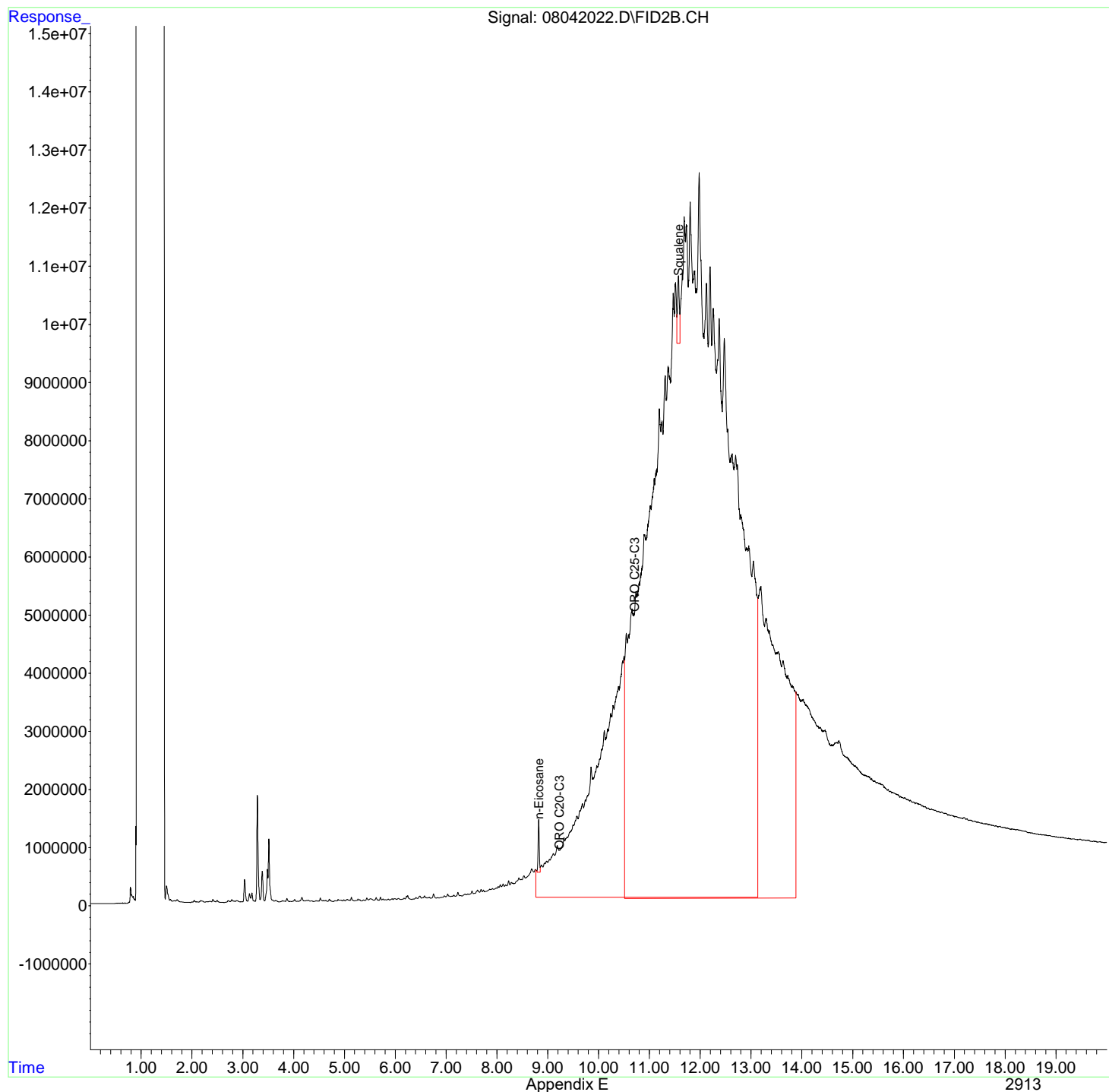
(f)=RT Delta > 1/2 Window

(m)=manual int.

Data Path : R:\2\DATA\080420\  
Data File : 08042022.D  
Signal(s) : FID2B.CH  
Acq On : 04 Aug 2020 7:13 pm  
Operator : GCSVOC-Dhiren shah  
Sample : 2006518-011A  
Misc :  
ALS Vial : 22 Sample Multiplier: 1

Integration File: EVENTS.E  
Quant Time: Aug 05 08:16:23 2020  
Quant Method : Z:\HPCHEM\2\METHODS\072920DRO-ORO.M  
Quant Title : DRO-ORO 09-09-15 DRO/ORO  
QLast Update : Thu Jul 30 08:38:45 2020  
Response via : Initial Calibration  
Integrator: ChemStation 6890 Scale Mode: Large solvent peaks clipped

Volume Inj. :  
Signal Phase :  
Signal Info :



Data Path : R:\2\DATA\080420\  
 Data File : 08042023.D  
 Signal(s) : FID2B.CH  
 Acq On : 04 Aug 2020 7:40 pm  
 Operator : GCSVOC-Dhiren shah  
 Sample : CCB-080420A  
 Misc :  
 ALS Vial : 2 Sample Multiplier: 1

Integration File: EVENTS.E  
 Quant Time: Aug 05 07:47:20 2020  
 Quant Method : Z:\HPCHEM\2\METHODS\072920DRO-ORO.M  
 Quant Title : DRO-ORO 09-09-15 DRO/ORO  
 QLast Update : Tue Aug 04 16:06:06 2020  
 Response via : Initial Calibration  
 Integrator: ChemStation 6890 Scale Mode: Large solvent peaks clipped

Volume Inj. :  
 Signal Phase :  
 Signal Info :

Compound	R.T.	Response	Conc	Units
-----				
System Monitoring Compounds				
4) S n-Eicosane	8.821	41778603	16.704	ug/mL
8) S1 Squalene	11.558	33298303	15.092	ug/mL
Target Compounds				
1) H DRO C10-C20	0.000	0	N.D.	ug/mL
2) H DRO C10-C25	0.000	0	N.D.	ug/mL
3) H DRO C10-C28	0.000	0	N.D.	ug/mL
5) H1 ORO C20-C34	0.000	0	N.D.	ug/mL
6) H1 ORO C25-C36	0.000	0	N.D.	ug/mL
7) H1 DRO C10-C36	0.000	0	N.D.	ug/mL
-----				

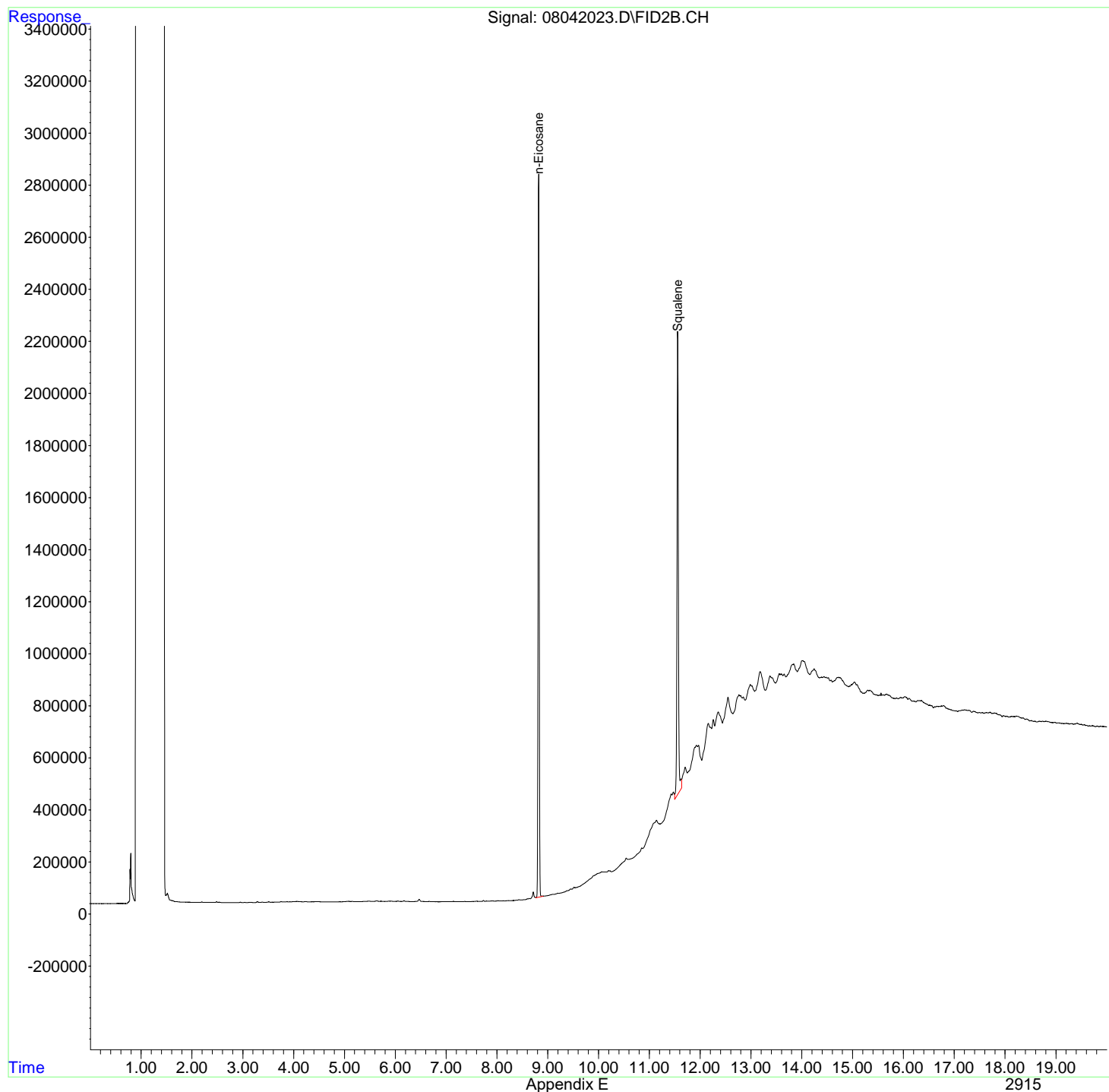
(f)=RT Delta > 1/2 Window

(m)=manual int.

Data Path : R:\2\DATA\080420\  
Data File : 08042023.D  
Signal(s) : FID2B.CH  
Acq On : 04 Aug 2020 7:40 pm  
Operator : GCSVOC-Dhiren shah  
Sample : CCB-080420A  
Misc :  
ALS Vial : 2 Sample Multiplier: 1

Integration File: EVENTS.E  
Quant Time: Aug 05 07:47:20 2020  
Quant Method : Z:\HPCHEM\2\METHODS\072920DRO-ORO.M  
Quant Title : DRO-ORO 09-09-15 DRO/ORO  
QLast Update : Tue Aug 04 16:06:06 2020  
Response via : Initial Calibration  
Integrator: ChemStation 6890 Scale Mode: Large solvent peaks clipped

Volume Inj. :  
Signal Phase :  
Signal Info :



Data Path : R:\2\DATA\080420\  
 Data File : 08042024.D  
 Signal(s) : FID2B.CH  
 Acq On : 04 Aug 2020 8:07 pm  
 Operator : GCSVOC-Dhiren shah  
 Sample : CCV-DRO-080420A  
 Misc :  
 ALS Vial : 4 Sample Multiplier: 1

Integration File: EVENTS.E  
 Quant Time: Aug 05 07:49:13 2020  
 Quant Method : Z:\HPCHEM\2\METHODS\072920DRO-ORO.M  
 Quant Title : DRO-ORO 09-09-15 DRO/ORO  
 QLast Update : Tue Aug 04 16:06:06 2020  
 Response via : Initial Calibration  
 Integrator: ChemStation 6890 Scale Mode: Large solvent peaks clipped

Volume Inj. :  
 Signal Phase :  
 Signal Info :

Min. RRF : 0.000 Min. Rel. Area : 50% Max. R.T. Dev 0.50min  
 Max. RRF Dev : 15% Max. Rel. Area : 150%

	Compound	Amount	Calc.	%Dev	Area%	Dev (Min)
1 H	DRO C10-C20	1000.000	1107.095	-10.7	0	0.00
2 H	DRO C10-C25	1000.000	1104.300	-10.4	0	0.00
3 H	DRO C10-C28	1000.000	1165.534	-16.6#	0	0.00
5 H1	ORO C20-C34	1000.000	-162.953	116.3#	0	-9.23#
6 H1	ORO C25-C36	1000.000	-210.512	121.1#	0	-10.70#
7 H1	DRO C10-C36	1000.000	1504.832	-50.5#	0	0.00
8 S1	Squalene	20.000	18.328	8.4	0	0.00

Evaluate Continuing Calibration Report - Not Found

4 S	n-Eicosane	10.000	0.000	100.0#	0	-8.83#
5 H1	ORO C20-C34	1000.000	-162.953	116.3#	0	-9.23#
6 H1	ORO C25-C36	1000.000	-210.512	121.1#	0	-10.70#

(#) = Out of Range

SPCC's out = 0 CCC's out = 0



Data Path : R:\2\DATA\080420\  
 Data File : 08042024.D  
 Signal(s) : FID2B.CH  
 Acq On : 04 Aug 2020 8:07 pm  
 Operator : GCSVOC-Dhiren shah  
 Sample : CCV-DRO-080420A  
 Misc :  
 ALS Vial : 4 Sample Multiplier: 1

Integration File: EVENTS.E  
 Quant Time: Aug 05 07:49:13 2020  
 Quant Method : Z:\HPCHEM\2\METHODS\072920DRO-ORO.M  
 Quant Title : DRO-ORO 09-09-15 DRO/ORO  
 QLast Update : Tue Aug 04 16:06:06 2020  
 Response via : Initial Calibration  
 Integrator: ChemStation 6890 Scale Mode: Large solvent peaks clipped

Volume Inj. :  
 Signal Phase :  
 Signal Info :

Compound	R.T.	Response	Conc	Units
-----				
System Monitoring Compounds				
4) S n-Eicosane	0.000	0	N.D.	ug/mL
8) S1 Squalene	11.557	40437049	18.328	ug/mLm
Target Compounds				
1) H DRO C10-C20	5.050	2202720519	1107.095	ug/mLm
2) H DRO C10-C25	5.150	2491355189	1104.300	ug/mLm
3) H DRO C10-C28	6.850	2624178308	1165.534	ug/mLm
5) H1 ORO C20-C34	0.000	0	N.D.	ug/mL
6) H1 ORO C25-C36	0.000	0	N.D.	ug/mL
7) H1 DRO C10-C36	8.400	3613676854	1504.832	ug/mLm
-----				

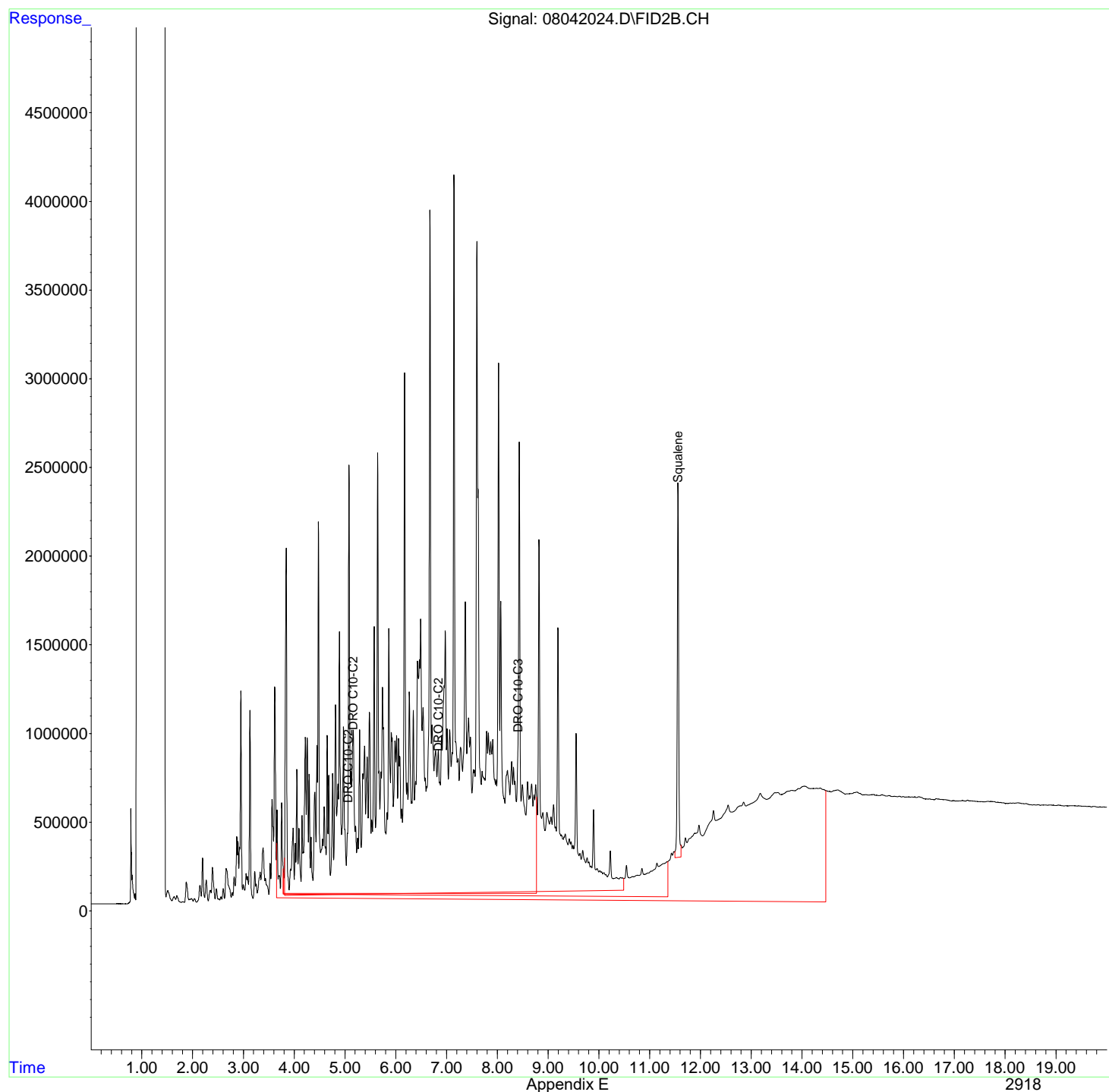
(f)=RT Delta > 1/2 Window

(m)=manual int.

Data Path : R:\2\DATA\080420\  
Data File : 08042024.D  
Signal(s) : FID2B.CH  
Acq On : 04 Aug 2020 8:07 pm  
Operator : GCSVOC-Dhiren shah  
Sample : CCV-DRO-080420A  
Misc :  
ALS Vial : 4 Sample Multiplier: 1

Integration File: EVENTS.E  
Quant Time: Aug 05 07:49:13 2020  
Quant Method : Z:\HPCHEM\2\METHODS\072920DRO-ORO.M  
Quant Title : DRO-ORO 09-09-15 DRO/ORO  
QLast Update : Tue Aug 04 16:06:06 2020  
Response via : Initial Calibration  
Integrator: ChemStation 6890 Scale Mode: Large solvent peaks clipped

Volume Inj. :  
Signal Phase :  
Signal Info :



Data Path : R:\2\DATA\080420\  
Data File : 08042025.D  
Signal(s) : FID2B.CH  
Acq On : 04 Aug 2020 8:34 pm  
Operator : GCSVOC-Dhiren shah  
Sample : CCV-ORO-080420A  
Misc :  
ALS Vial : 7 Sample Multiplier: 1

Integration File: EVENTS.E  
Quant Time: Aug 05 07:51:12 2020  
Quant Method : Z:\HPCHEM\2\METHODS\072920DRO-ORO.M  
Quant Title : DRO-ORO 09-09-15 DRO/ORO  
QLast Update : Wed Aug 05 07:50:11 2020  
Response via : Initial Calibration  
Integrator: ChemStation 6890 Scale Mode: Large solvent peaks clipped

Volume Inj. :  
Signal Phase :  
Signal Info :

Min. RRF : 0.000 Min. Rel. Area : 50% Max. R.T. Dev 0.50min  
Max. RRF Dev : 15% Max. Rel. Area : 150%

	Compound	Amount	Calc.	%Dev	Area%	Dev (Min)
1 H	DRO C10-C20	1000.000	-21.636	102.2#	0	-5.05#
2 H	DRO C10-C25	1000.000	-27.879	102.8#	0	-5.15#
3 H	DRO C10-C28	1000.000	-42.717	104.3#	0	-6.85#
4 S	n-Eicosane	10.000	13.040	-30.4#	0	0.00
5 H1	ORO C20-C34	1000.000	1064.434	-6.4	0	0.00
6 H1	ORO C25-C36	1000.000	1012.762	-1.3	0	0.00
7 H1	DRO C10-C36	1000.000	-145.758	114.6#	0	-8.40#

Evaluate Continuing Calibration Report - Not Found

8 S1	Squalene	20.000	0.000	100.0#	0	-11.56#
------	----------	--------	-------	--------	---	---------

(#) = Out of Range

SPCC's out = 0 CCC's out = 0

Data Path : R:\2\DATA\080420\  
 Data File : 08042025.D  
 Signal(s) : FID2B.CH  
 Acq On : 04 Aug 2020 8:34 pm  
 Operator : GCSVOC-Dhiren shah  
 Sample : CCV-ORO-080420A  
 Misc :  
 ALS Vial : 7 Sample Multiplier: 1

Integration File: EVENTS.E  
 Quant Time: Aug 05 07:51:12 2020  
 Quant Method : Z:\HPCHEM\2\METHODS\072920DRO-ORO.M  
 Quant Title : DRO-ORO 09-09-15 DRO/ORO  
 QLast Update : Wed Aug 05 07:50:11 2020  
 Response via : Initial Calibration  
 Integrator: ChemStation 6890 Scale Mode: Large solvent peaks clipped

Volume Inj. :  
 Signal Phase :  
 Signal Info :

Compound	R.T.	Response	Conc	Units
-----				
System Monitoring Compounds				
4) S n-Eicosane	8.821	34935362	13.040	ug/mLm
8) S1 Squalene	0.000	0	N.D.	ug/mL
Target Compounds				
1) H DRO C10-C20	0.000	0	N.D.	ug/mL
2) H DRO C10-C25	0.000	0	N.D.	ug/mL
3) H DRO C10-C28	0.000	0	N.D.	ug/mL
5) H1 ORO C20-C34	9.230	1586593324	1064.434	ug/mLm
6) H1 ORO C25-C36	10.700	1812998439	1012.762	ug/mLm
7) H1 DRO C10-C36	0.000	0	N.D.	ug/mL
-----				

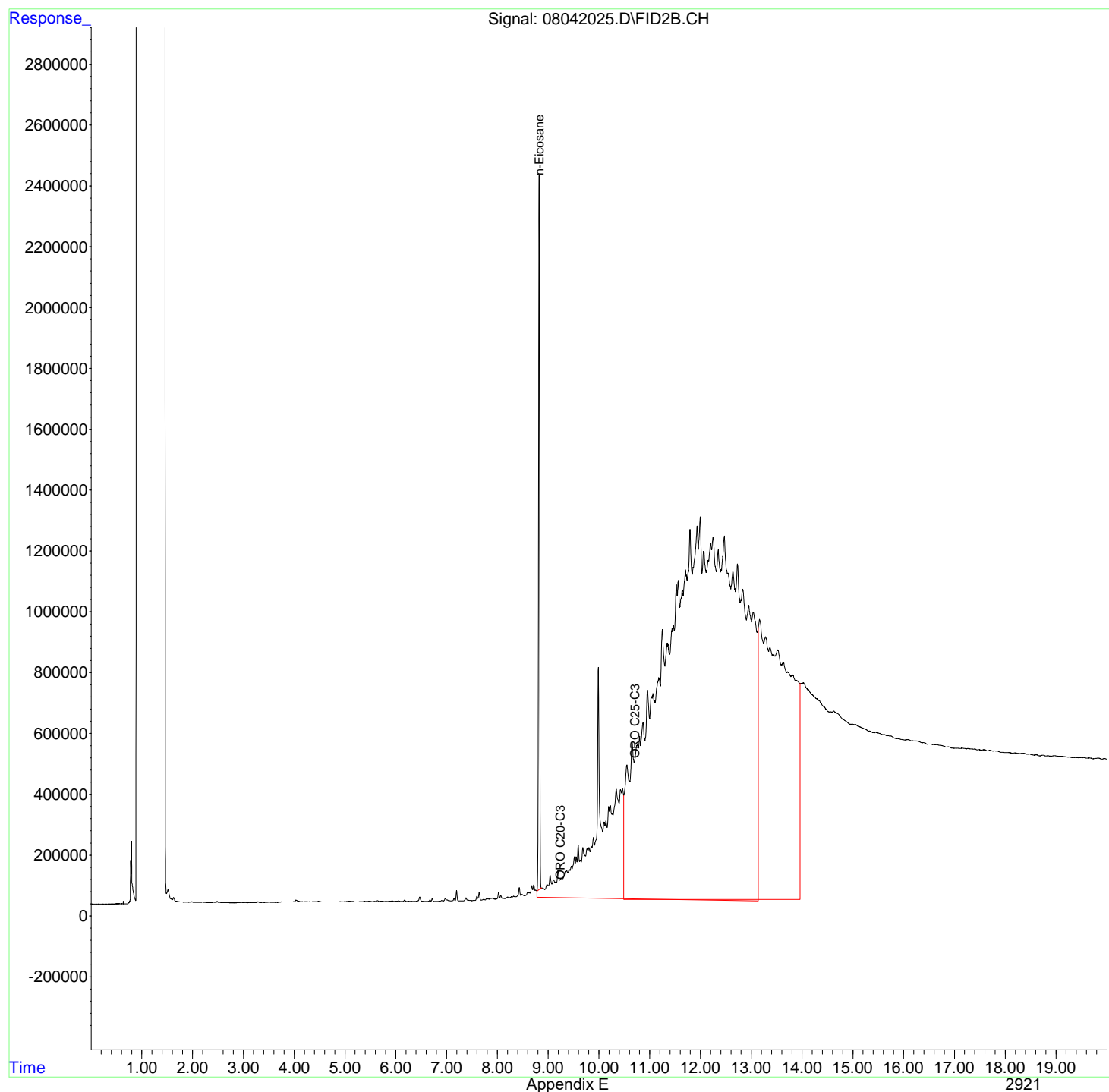
(f)=RT Delta > 1/2 Window

(m)=manual int.

Data Path : R:\2\DATA\080420\  
Data File : 08042025.D  
Signal(s) : FID2B.CH  
Acq On : 04 Aug 2020 8:34 pm  
Operator : GCSVOC-Dhiren shah  
Sample : CCV-ORO-080420A  
Misc :  
ALS Vial : 7 Sample Multiplier: 1

Integration File: EVENTS.E  
Quant Time: Aug 05 07:51:12 2020  
Quant Method : Z:\HPCHEM\2\METHODS\072920DRO-ORO.M  
Quant Title : DRO-ORO 09-09-15 DRO/ORO  
QLast Update : Wed Aug 05 07:50:11 2020  
Response via : Initial Calibration  
Integrator: ChemStation 6890 Scale Mode: Large solvent peaks clipped

Volume Inj. :  
Signal Phase :  
Signal Info :



Data Path : R:\2\DATA\080420\  
 Data File : 08042038.D  
 Signal(s) : FID2B.CH  
 Acq On : 05 Aug 2020 2:25 am  
 Operator : GCSVOC-Dhiren shah  
 Sample : CCB-080420B  
 Misc :  
 ALS Vial : 2 Sample Multiplier: 1

Integration File: EVENTS.E  
 Quant Time: Aug 05 07:54:36 2020  
 Quant Method : Z:\HPCHEM\2\METHODS\072920DRO-ORO.M  
 Quant Title : DRO-ORO 09-09-15 DRO/ORO  
 QLast Update : Thu Jul 30 08:38:45 2020  
 Response via : Initial Calibration  
 Integrator: ChemStation 6890 Scale Mode: Large solvent peaks clipped

Volume Inj. :  
 Signal Phase :  
 Signal Info :

Compound	R.T.	Response	Conc	Units
-----				
System Monitoring Compounds				
4) S n-Eicosane	8.817	40653281	16.227	ug/mL
8) S1 Squalene	11.550	33296427	15.091	ug/mLm
Target Compounds				
1) H DRO C10-C20	0.000	0	N.D.	ug/mL
2) H DRO C10-C25	0.000	0	N.D.	ug/mL
3) H DRO C10-C28	0.000	0	N.D.	ug/mL
5) H1 ORO C20-C34	0.000	0	N.D.	ug/mL
6) H1 ORO C25-C36	0.000	0	N.D.	ug/mL
7) H1 DRO C10-C36	0.000	0	N.D.	ug/mL
-----				

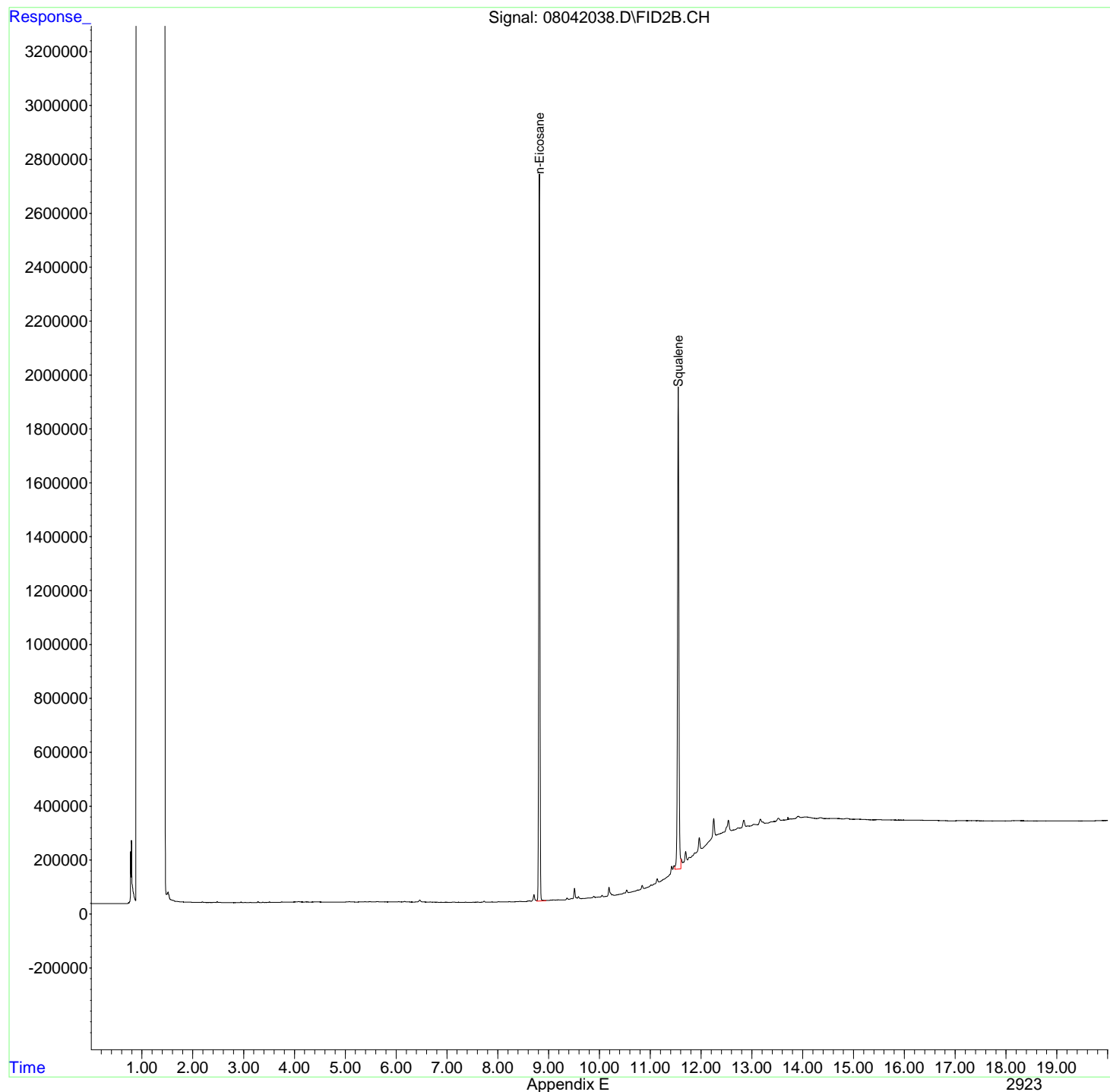
(f)=RT Delta > 1/2 Window

(m)=manual int.

Data Path : R:\2\DATA\080420\  
Data File : 08042038.D  
Signal(s) : FID2B.CH  
Acq On : 05 Aug 2020 2:25 am  
Operator : GCSVOC-Dhiren shah  
Sample : CCB-080420B  
Misc :  
ALS Vial : 2 Sample Multiplier: 1

Integration File: EVENTS.E  
Quant Time: Aug 05 07:54:36 2020  
Quant Method : Z:\HPCHEM\2\METHODS\072920DRO-ORO.M  
Quant Title : DRO-ORO 09-09-15 DRO/ORO  
QLast Update : Thu Jul 30 08:38:45 2020  
Response via : Initial Calibration  
Integrator: ChemStation 6890 Scale Mode: Large solvent peaks clipped

Volume Inj. :  
Signal Phase :  
Signal Info :



Data Path : R:\2\DATA\080420\  
 Data File : 08042039.D  
 Signal(s) : FID2B.CH  
 Acq On : 05 Aug 2020 2:52 am  
 Operator : GCSVOC-Dhiren shah  
 Sample : CCV-DRO-080420B  
 Misc :  
 ALS Vial : 4 Sample Multiplier: 1

Integration File: EVENTS.E  
 Quant Time: Aug 05 07:53:49 2020  
 Quant Method : Z:\HPCHEM\2\METHODS\072920DRO-ORO.M  
 Quant Title : DRO-ORO 09-09-15 DRO/ORO  
 QLast Update : Thu Jul 30 08:38:45 2020  
 Response via : Initial Calibration  
 Integrator: ChemStation 6890 Scale Mode: Large solvent peaks clipped

Volume Inj. :  
 Signal Phase :  
 Signal Info :

Min. RRF : 0.000 Min. Rel. Area : 50% Max. R.T. Dev 0.50min  
 Max. RRF Dev : 15% Max. Rel. Area : 150%

	Compound	Amount	Calc.	%Dev	Area%	Dev (Min)
1 H	DRO C10-C20	1000.000	1187.434	-18.7#	0	0.00
2 H	DRO C10-C25	1000.000	1161.930	-16.2#	0	0.00
3 H	DRO C10-C28	1000.000	1121.790	-12.2	0	0.00
5 H1	ORO C20-C34	1000.000	-162.387	116.2#	0	-9.23#
6 H1	ORO C25-C36	1000.000	-210.018	121.0#	0	-10.70#
7 H1	DRO C10-C36	1000.000	1156.539	-15.7#	0	0.00
8 S1	Squalene	20.000	18.214	8.9	0	0.00

Evaluate Continuing Calibration Report - Not Found

4 S	n-Eicosane	10.000	0.000	100.0#	0	-8.83#
5 H1	ORO C20-C34	1000.000	-162.387	116.2#	0	-9.23#
6 H1	ORO C25-C36	1000.000	-210.018	121.0#	0	-10.70#

(#) = Out of Range

SPCC's out = 0 CCC's out = 0



Data Path : R:\2\DATA\080420\  
 Data File : 08042039.D  
 Signal(s) : FID2B.CH  
 Acq On : 05 Aug 2020 2:52 am  
 Operator : GCSVOC-Dhiren shah  
 Sample : CCV-DRO-080420B  
 Misc :  
 ALS Vial : 4 Sample Multiplier: 1

Integration File: EVENTS.E  
 Quant Time: Aug 05 07:53:49 2020  
 Quant Method : Z:\HPCHEM\2\METHODS\072920DRO-ORO.M  
 Quant Title : DRO-ORO 09-09-15 DRO/ORO  
 QLast Update : Thu Jul 30 08:38:45 2020  
 Response via : Initial Calibration  
 Integrator: ChemStation 6890 Scale Mode: Large solvent peaks clipped

Volume Inj. :  
 Signal Phase :  
 Signal Info :

Compound	R.T.	Response	Conc	Units
-----				
System Monitoring Compounds				
4) S n-Eicosane	0.000	0	N.D.	ug/mL
8) S1 Squalene	11.552	40186976	18.214	ug/mLm
Target Compounds				
1) H DRO C10-C20	5.050	2359468328	1187.434	ug/mLm
2) H DRO C10-C25	5.150	2618144985	1161.930	ug/mLm
3) H DRO C10-C28	6.850	2529189486	1121.790	ug/mLm
5) H1 ORO C20-C34	0.000	0	N.D.	ug/mL
6) H1 ORO C25-C36	0.000	0	N.D.	ug/mL
7) H1 DRO C10-C36	8.400	2851802637	1156.539	ug/mL
-----				

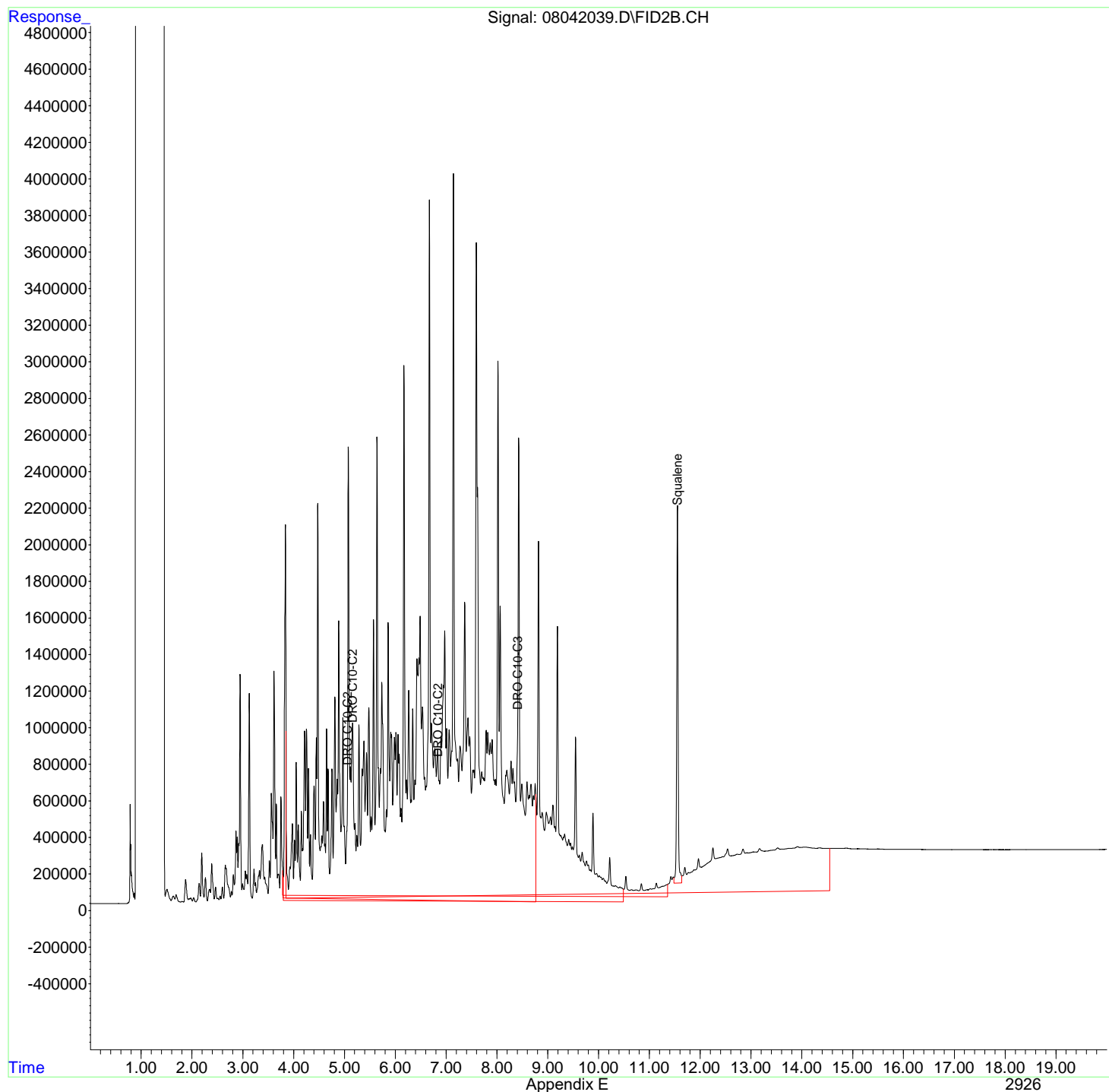
(f)=RT Delta > 1/2 Window

(m)=manual int.

Data Path : R:\2\DATA\080420\  
Data File : 08042039.D  
Signal(s) : FID2B.CH  
Acq On : 05 Aug 2020 2:52 am  
Operator : GCSVOC-Dhiren shah  
Sample : CCV-DRO-080420B  
Misc :  
ALS Vial : 4 Sample Multiplier: 1

Integration File: EVENTS.E  
Quant Time: Aug 05 07:53:49 2020  
Quant Method : Z:\HPCHEM\2\METHODS\072920DRO-ORO.M  
Quant Title : DRO-ORO 09-09-15 DRO/ORO  
QLast Update : Thu Jul 30 08:38:45 2020  
Response via : Initial Calibration  
Integrator: ChemStation 6890 Scale Mode: Large solvent peaks clipped

Volume Inj. :  
Signal Phase :  
Signal Info :



Data Path : R:\2\DATA\080420\  
 Data File : 08042040.D  
 Signal(s) : FID2B.CH  
 Acq On : 05 Aug 2020 3:18 am  
 Operator : GCSVOC-Dhiren shah  
 Sample : CCV-ORO-080420B  
 Misc :  
 ALS Vial : 7 Sample Multiplier: 1

Integration File: EVENTS.E  
 Quant Time: Aug 05 07:52:39 2020  
 Quant Method : Z:\HPCHEM\2\METHODS\072920DRO-ORO.M  
 Quant Title : DRO-ORO 09-09-15 DRO/ORO  
 QLast Update : Wed Aug 05 07:50:11 2020  
 Response via : Initial Calibration  
 Integrator: ChemStation 6890 Scale Mode: Large solvent peaks clipped

Volume Inj. :  
 Signal Phase :  
 Signal Info :

Min. RRF : 0.000 Min. Rel. Area : 50% Max. R.T. Dev 0.50min  
 Max. RRF Dev : 15% Max. Rel. Area : 150%

	Compound	Amount	Calc.	%Dev	Area%	Dev (Min)
1 H	DRO C10-C20	1000.000	-21.699	102.2#	0	-5.05#
2 H	DRO C10-C25	1000.000	-27.935	102.8#	0	-5.15#
3 H	DRO C10-C28	1000.000	-42.774	104.3#	0	-6.85#
4 S	n-Eicosane	10.000	12.130	-21.3#	0	-0.01
5 H1	ORO C20-C34	1000.000	898.925	10.1	0	0.00
6 H1	ORO C25-C36	1000.000	835.026	16.5#	0	0.00
7 H1	DRO C10-C36	1000.000	-145.872	114.6#	0	-8.40#

Evaluate Continuing Calibration Report - Not Found

8 S1	Squalene	20.000	0.000	100.0#	0	-11.56#
------	----------	--------	-------	--------	---	---------

(#) = Out of Range

SPCC's out = 0 CCC's out = 0

Data Path : R:\2\DATA\080420\  
 Data File : 08042040.D  
 Signal(s) : FID2B.CH  
 Acq On : 05 Aug 2020 3:18 am  
 Operator : GCSVOC-Dhiren shah  
 Sample : CCV-ORO-080420B  
 Misc :  
 ALS Vial : 7 Sample Multiplier: 1

Integration File: EVENTS.E  
 Quant Time: Aug 05 07:52:39 2020  
 Quant Method : Z:\HPCHEM\2\METHODS\072920DRO-ORO.M  
 Quant Title : DRO-ORO 09-09-15 DRO/ORO  
 QLast Update : Wed Aug 05 07:50:11 2020  
 Response via : Initial Calibration  
 Integrator: ChemStation 6890 Scale Mode: Large solvent peaks clipped

Volume Inj. :  
 Signal Phase :  
 Signal Info :

Compound	R.T.	Response	Conc	Units
-----				
System Monitoring Compounds				
4) S n-Eicosane	8.817	32497566	12.130	ug/mLm
8) S1 Squalene	0.000	0	N.D.	ug/mL
Target Compounds				
1) H DRO C10-C20	0.000	0	N.D.	ug/mL
2) H DRO C10-C25	0.000	0	N.D.	ug/mL
3) H DRO C10-C28	0.000	0	N.D.	ug/mL
5) H1 ORO C20-C34	9.230	1372351732	898.925	ug/mLm
6) H1 ORO C25-C36	10.700	1549260574	835.026	ug/mLm
7) H1 DRO C10-C36	0.000	0	N.D.	ug/mL
-----				

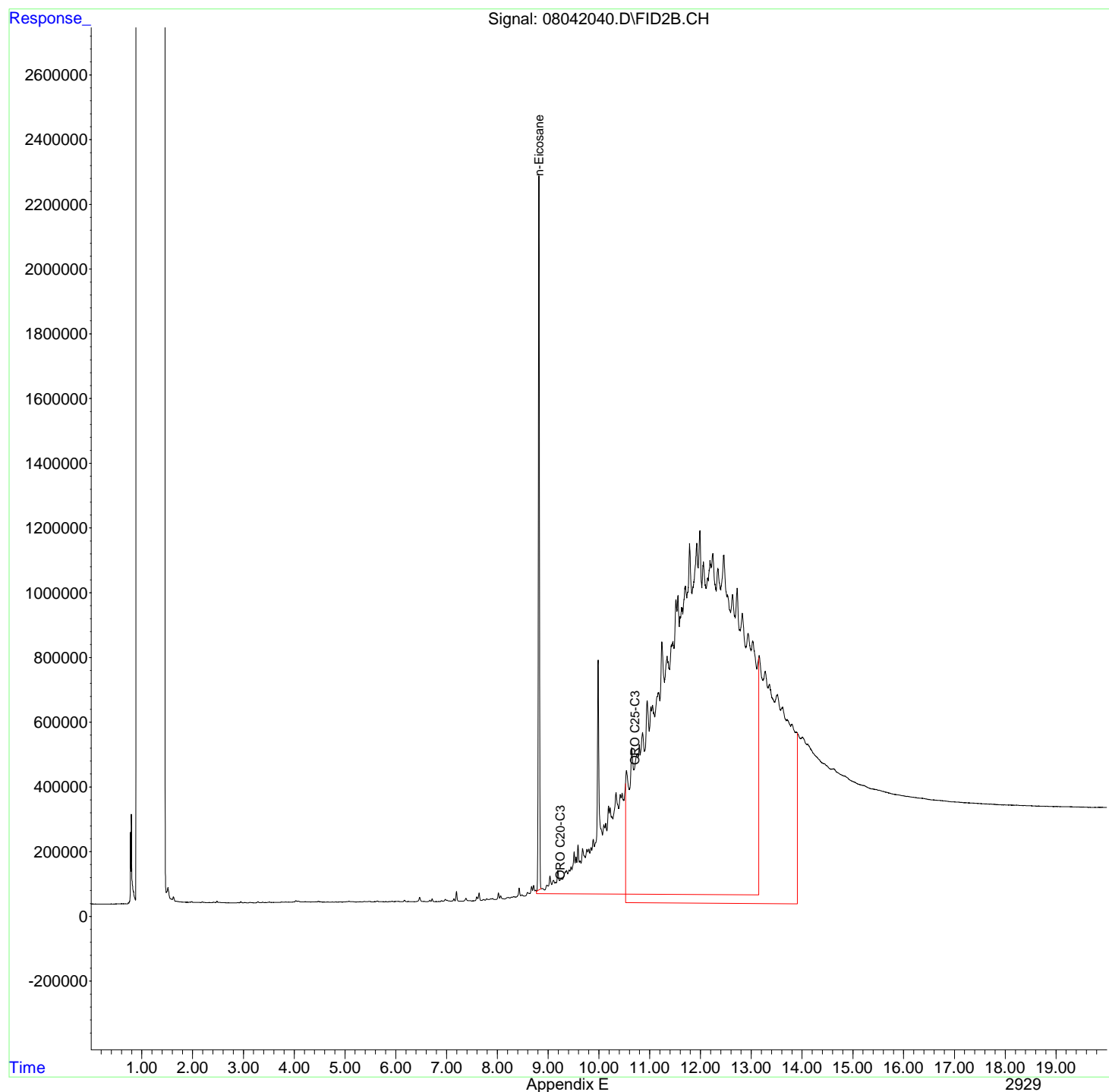
(f)=RT Delta > 1/2 Window

(m)=manual int.

Data Path : R:\2\DATA\080420\  
Data File : 08042040.D  
Signal(s) : FID2B.CH  
Acq On : 05 Aug 2020 3:18 am  
Operator : GCSVOC-Dhiren shah  
Sample : CCV-ORO-080420B  
Misc :  
ALS Vial : 7 Sample Multiplier: 1

Integration File: EVENTS.E  
Quant Time: Aug 05 07:52:39 2020  
Quant Method : Z:\HPCHEM\2\METHODS\072920DRO-ORO.M  
Quant Title : DRO-ORO 09-09-15 DRO/ORO  
QLast Update : Wed Aug 05 07:50:11 2020  
Response via : Initial Calibration  
Integrator: ChemStation 6890 Scale Mode: Large solvent peaks clipped

Volume Inj. :  
Signal Phase :  
Signal Info :



Data Directory: R:\2\DATA\022820\

SampleName	MiscInfo	Vial	Multiplier	Injection Time
1) 0228200A.D PRIME		100	1.000	28 Feb 2020 7:38 am
2) 0228200B.D PRIME		100	1.000	28 Feb 2020 8:05 am
3) 0228202C.D PRIME		100	1.000	28 Feb 2020 8:32 am
4) 02282001.D RTX-022820		1	1.000	28 Feb 2020 8:59 am
5) 02282002.D ICB-022820		2	1.000	28 Feb 2020 9:26 am
6) 02282003.D ICAL1-DRO-022820		3	1.000	28 Feb 2020 9:53 am
7) 02282004.D ICAL2-DRO-022820		4	1.000	28 Feb 2020 10:21 am
8) 02282005.D ICAL3-DRO-022820		5	1.000	28 Feb 2020 10:48 am
9) 02282006.D ICAL4-DRO-022820		6	1.000	28 Feb 2020 11:15 am
10) 02282007.D ICAL5-DRO-022820		7	1.000	28 Feb 2020 11:42 am
11) 02282008.D ICAL6-DRO-022820		8	1.000	28 Feb 2020 12:09 pm
12) 02282009.D ICV-DRO-022820		9	1.000	28 Feb 2020 12:37 pm
13) 02282010.D ICAL1-ORO-022820		10	1.000	28 Feb 2020 1:04 pm
14) 02282011.D ICAL2-ORO-022820		11	1.000	28 Feb 2020 1:31 pm
15) 02282012.D ICAL3-ORO-022820		12	1.000	28 Feb 2020 1:58 pm
16) 02282013.D ICAL4-ORO-022820		13	1.000	28 Feb 2020 2:26 pm
17) 02282014.D ICAL5-ORO-022820		14	1.000	28 Feb 2020 2:53 pm
18) 02282015.D ICAL6-ORO-022820		15	1.000	28 Feb 2020 3:20 pm
19) 02282016.D ICV-ORO-022820	Data not used	16	1.000	28 Feb 2020 3:47 pm
20) 02282017.D MB-51084	Data not used	17	1.000	28 Feb 2020 4:15 pm
21) 02282019.D ICV-ORO-022820		16	1.000	28 Feb 2020 4:42 pm

22) 02282020.D MB-51084		17	1.000	28 Feb 2020	5:10 pm
-----					
23) 02282021.D LOQ-51084		18	1.000	28 Feb 2020	5:37 pm
-----					
24) 02282022.D LOD-51084	Aqueous	19	1.000	28 Feb 2020	6:04 pm
-----					
25) 02282023.D IDMP-1	Aqueous	20	1.000	28 Feb 2020	6:31 pm
-----					
26) 02282024.D IDMP-2	Aqueous	21	1.000	28 Feb 2020	6:59 pm
-----					
27) 02282025.D IDMP-3	Aqueous	22	1.000	28 Feb 2020	7:26 pm
-----					
28) 02282026.D IDMP-4	Aqueous	23	1.000	28 Feb 2020	7:53 pm
-----					
29) 02282027.D MB-5117		24	1.000	28 Feb 2020	8:20 pm
-----					
30) 02282028.D LOQ		25	1.000	28 Feb 2020	8:48 pm
-----					
31) 02282029.D IDMP-1-GDI		26	1.000	28 Feb 2020	9:15 pm
-----					
32) 02282030.D IDMP-2-GDI		27	1.000	28 Feb 2020	9:42 pm
-----					
33) 02282031.D IDMP-3-GDI		28	1.000	28 Feb 2020	10:09 pm
-----					
34) 02282032.D IDMP-4-GDI		29	1.000	28 Feb 2020	10:37 pm
-----					
35) 02282033.D CCB-022820-1		2	1.000	28 Feb 2020	11:04 pm
-----					
36) 02282034.D CCV-DRO-022820-1		30	1.000	28 Feb 2020	11:31 pm
-----					
37) 02282035.D CCV-ORO-022820-1		31	1.000	28 Feb 2020	11:58 pm
-----					

Method Path : Z:\HPCHEM\2\METHODS\  
 Method File : 022820DRO-ORO.M  
 Title : DRO-ORO 09-09-15 DRO/ORO  
 Last Update : Fri Feb 28 16:32:12 2020  
 Response Via : Initial Calibration

## Calibration Files

1 =02282010.D 2 =02282011.D 3 =02282012.D  
 4 =02282013.D 5 =02282014.D 6 =02282015.D

Compound			1	2	3	4	5	6	Avg	%RSD
1)	H	DRO C10-C20	1.824	1.661	1.609	1.551	1.489	1.486	1.603	E6 7.96
2)	H	DRO C10-C25	2.233	1.821	1.745	1.728	1.767	1.732	1.838	E6 10.69
3)	H	DRO C10-C28	2.507	1.949	1.778	1.770	1.842	1.755	1.933	E6 14.99
4)	S	n-Eicosane	2.347	2.245	1.683	1.969	1.916	1.888	2.008	E6 12.22
5)	H1	ORO C20-C34	1.707	1.272	1.012	1.145	1.072	1.103	1.219	E6 20.90
6)	H1	ORO C25-C36	2.095	1.550	1.215	1.354	1.274	1.317	1.468	E6 22.35
7)	H1	DRO C10-C36	1.372	2.962	2.196	1.960	1.806	1.742	2.006	E6 26.98
8)	S1	Squalene	2.162	1.892	1.534	1.584	1.631	1.646	1.742	E6 13.81

(#) = Out of Range ### Number of calibration levels exceeded format ###



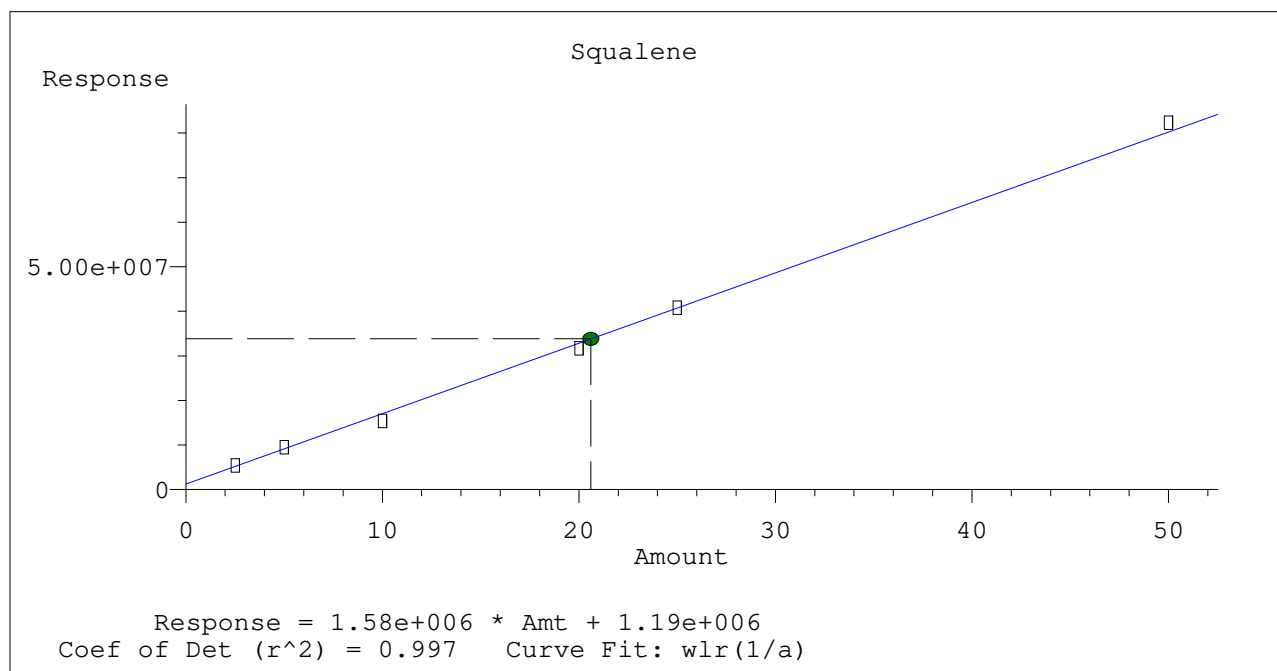
Method Path : Z:\HPCHEM\2\METHODS\  
 Method File : 022820DRO-ORO.M  
 Title : DRO-ORO 09-09-15 DRO/ORO  
 Last Update : Fri Feb 28 16:32:12 2020  
 Response Via : Initial Calibration

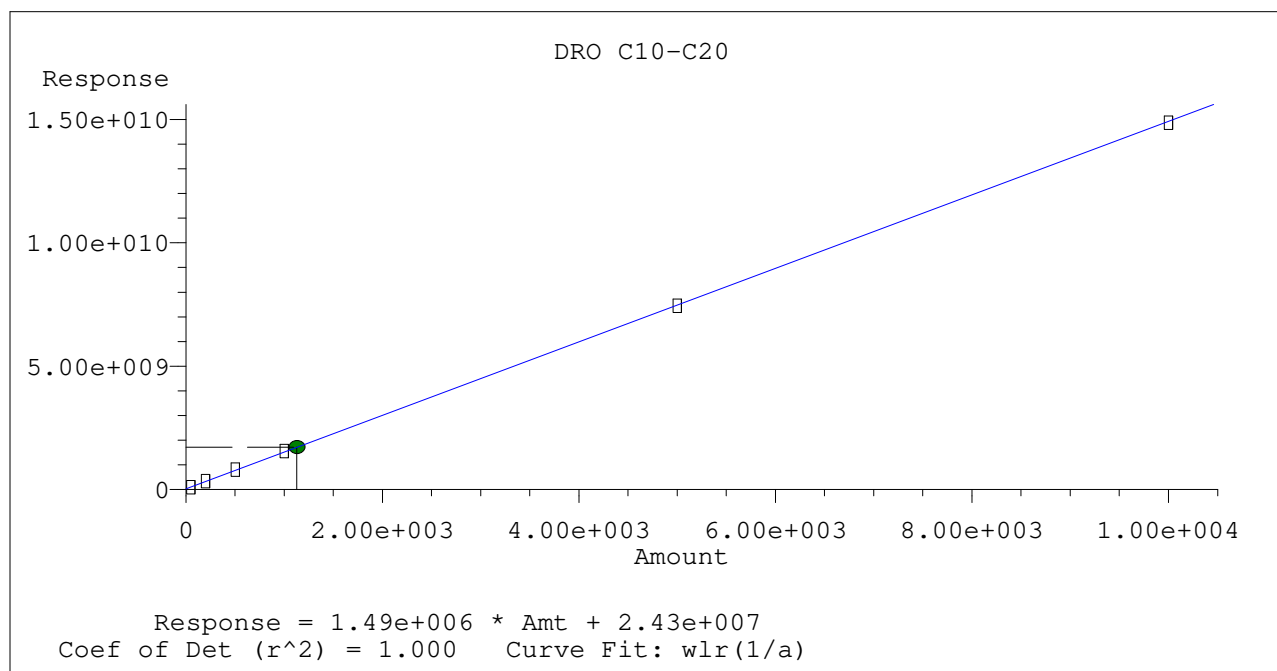
Total Cpnds : 8

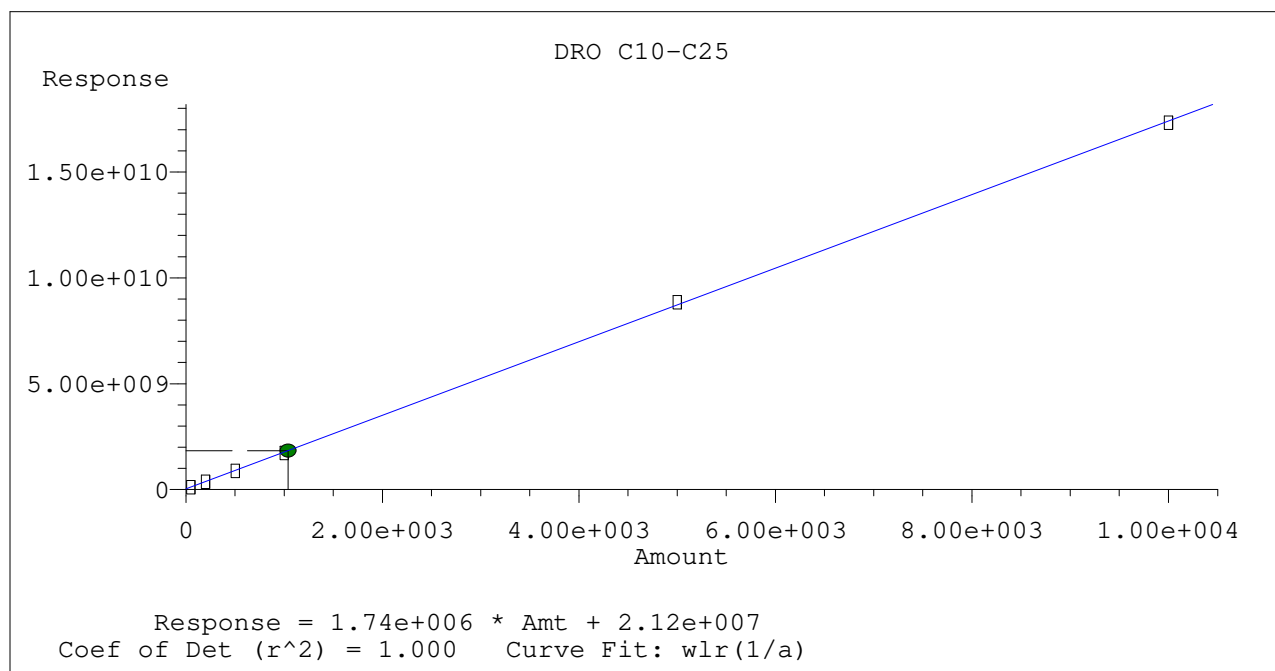
PK#		Compound Name	Exp_RT	Rel_RT	Cal	A/H	ID
1	H	DRO C10-C20	5.050	1.000	L	A	R
2	H	DRO C10-C25	5.150	1.000	L	A	R
3	H	DRO C10-C28	6.850	1.000	L	A	R
4	S	n-Eicosane	8.830	1.000	L	A	R
5	H1	ORO C20-C34	9.230	1.000	L	A	R
6	H1	ORO C25-C36	10.700	1.000	L	A	R
7	H1	DRO C10-C36	8.400	1.000	L	A	R
8	S	Squalene	11.558	1.000	L	A	R

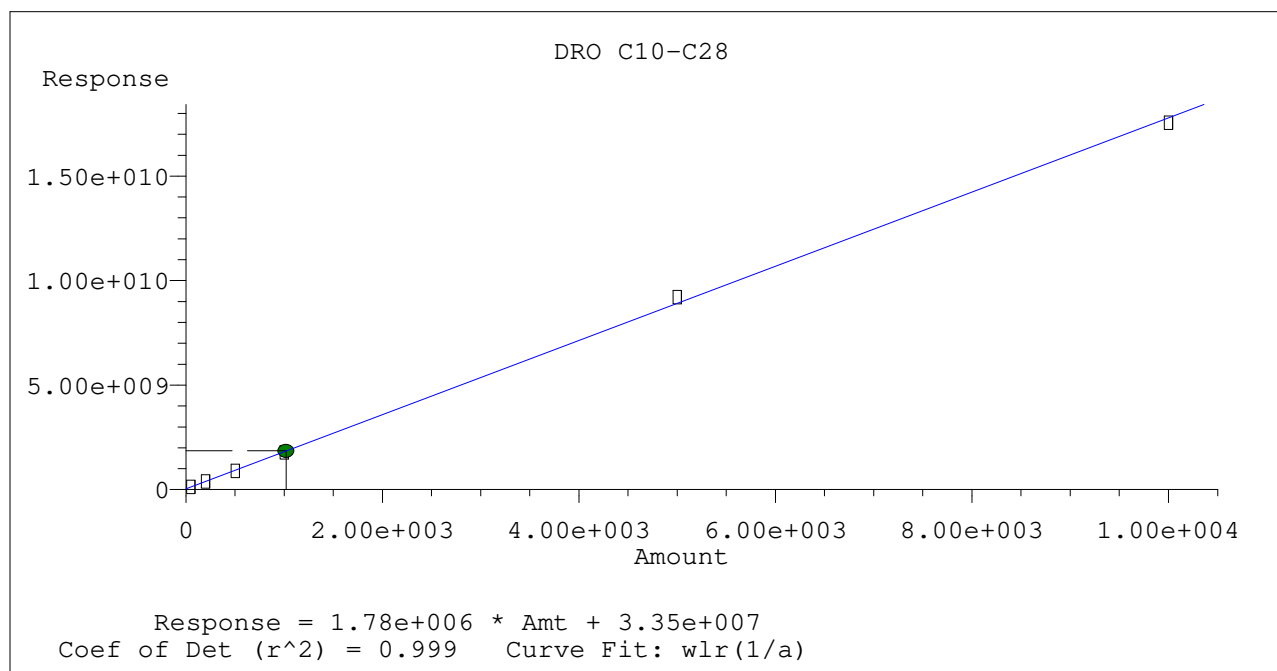
Cal A = Average L = Linear LO = Linear w/origin Q = Quad QO = Quad w/origin  
 A/H = Area or Height  
 ID R = R.T. B = R.T. & Q Q = Qvalue L = Largest A = All

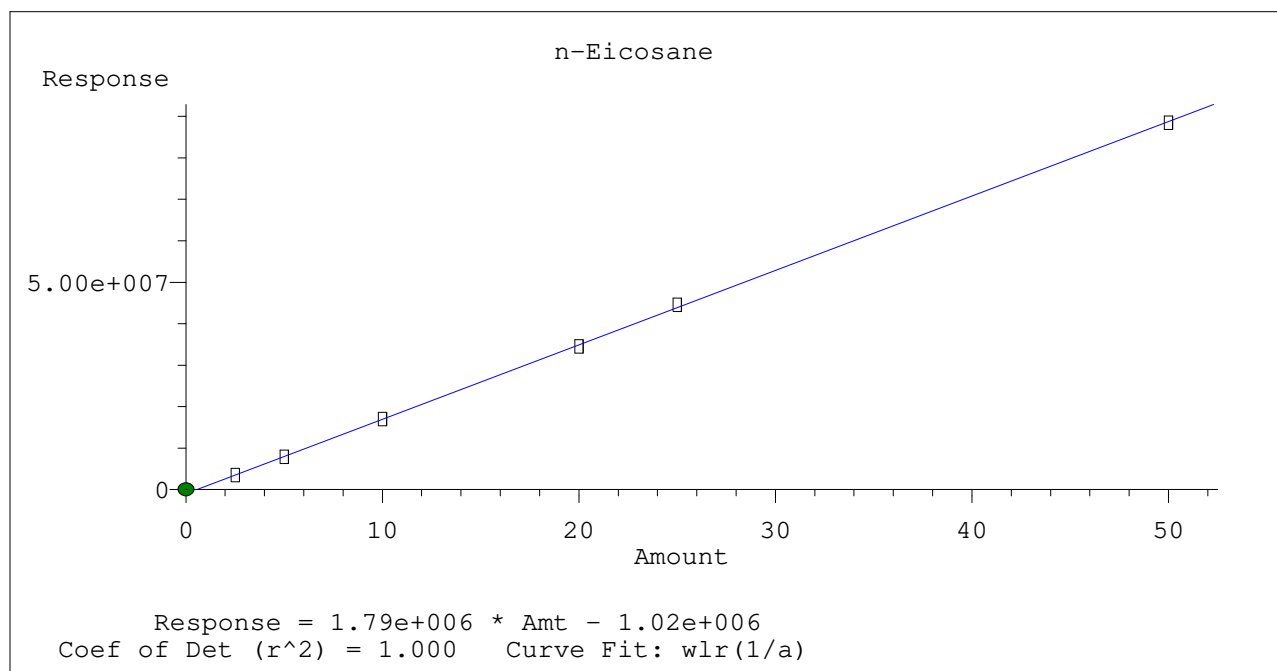
022820DRO-ORO.M Mon Mar 02 17:29:04 2020

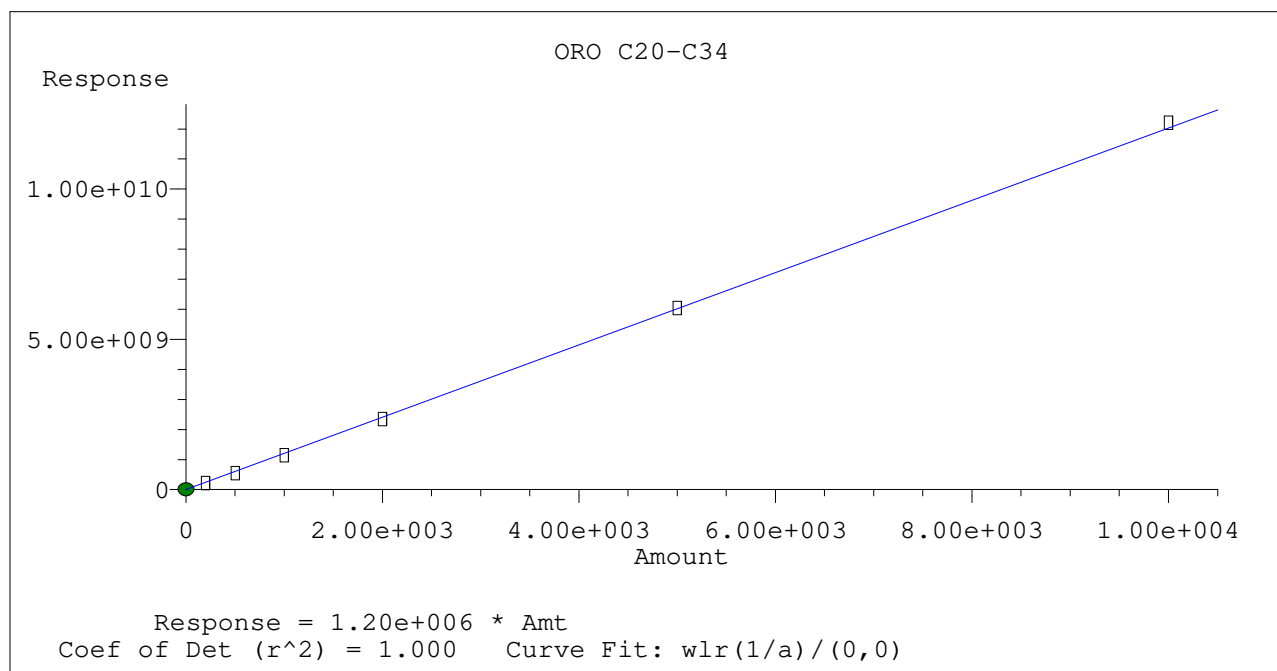


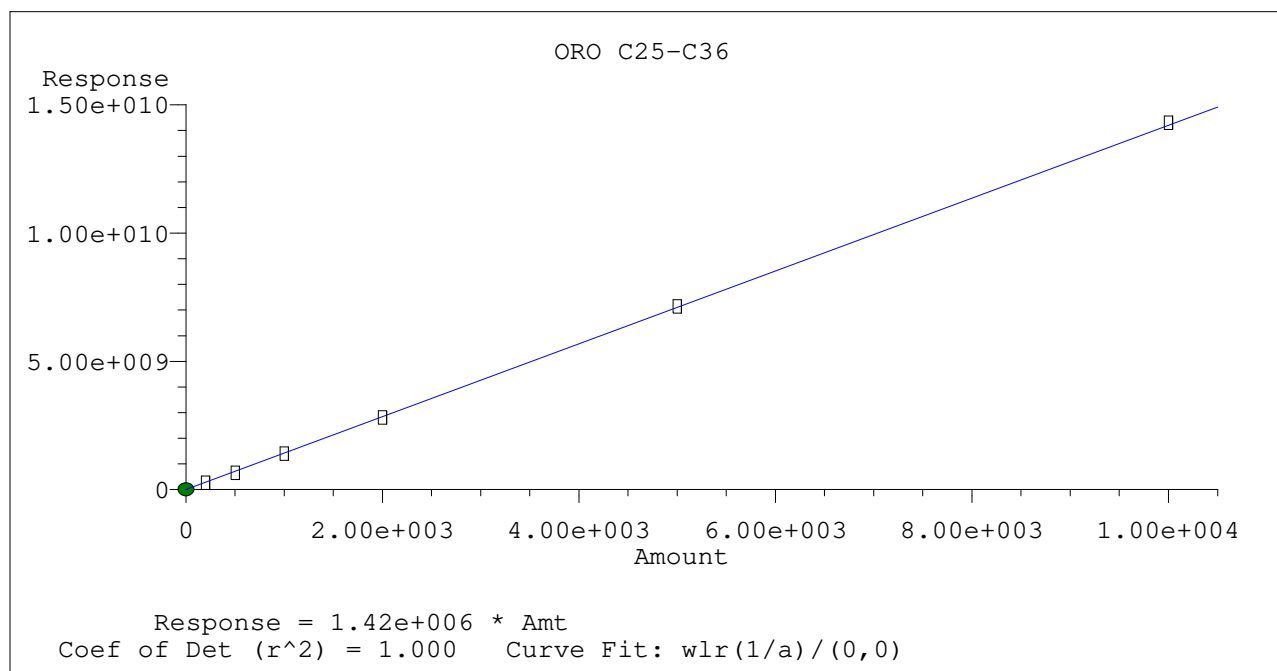




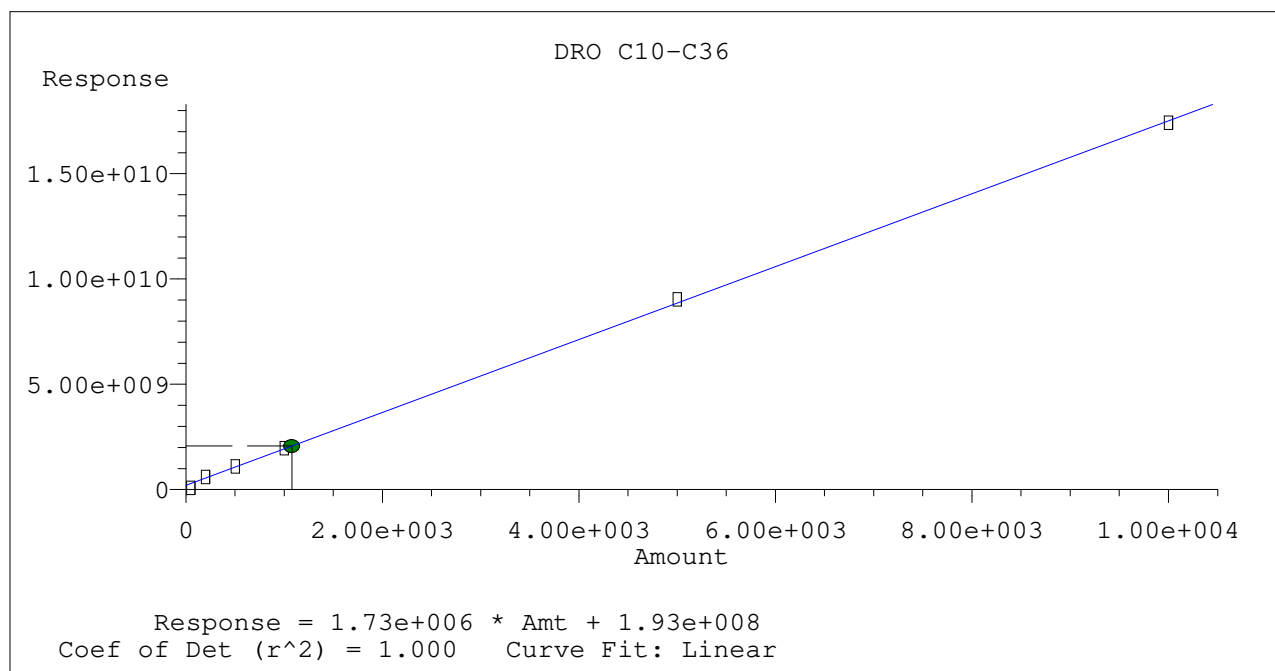












Data Path : R:\2\DATA\022820\  
 Data File : 02282001.D  
 Signal(s) : FID2B.CH  
 Acq On : 28 Feb 2020 8:59 am  
 Operator : GCSVOC-Dhiren  
 Sample : RTX-022820  
 Misc :  
 ALS Vial : 1 Sample Multiplier: 1

Integration File: EVENTS.E  
 Quant Time: Feb 28 09:50:10 2020  
 Quant Method : Z:\HPCHEM\2\METHODS\C10-40.M  
 Quant Title : Rentention Time C8-40  
 QLast Update : Wed Dec 18 10:37:38 2019  
 Response via : Initial Calibration  
 Integrator: ChemStation 6890 Scale Mode: Large solvent peaks clipped

Volume Inj. :  
 Signal Phase :  
 Signal Info :

	Compound	R.T.	Response	Conc Units
-----				
Target	Compounds			
1)	C8	2.382	153832485	1.879 ug/mL
2)	C10	3.831	156981147	132.477 ug/mL
3)	C12	5.088	157405133	136.657 ug/mL
4)	C14	6.183	158072928	139.355 ug/mL
5)	C16	7.157	158828403	142.913 ug/mL
6)	C18	8.033	159642392	144.651 ug/mL
7)	C20	8.829	158967012	143.667 ug/mL
8)	C22	9.558	159247042	141.173 ug/mL
9)	C24	10.229	157662884	136.112 ug/mL
10)	C25	10.546	170203840	163.620 ug/mL
11)	C26	10.850	159537253	133.438 ug/mL
12)	C28	11.427	161105958	129.786 ug/mL
13)	C30	11.971	162040549	130.474 ug/mL
14)	C32	12.545	154599120	129.954 ug/mL
15)	C34	13.177	143418354	129.685 ug/mL
16)	C36	13.927	125477601	136.129 ug/mL
17)	C38	14.900	104811602	148.895 ug/mL
18)	C40	16.292	98251122	191.340 ug/mL
-----				

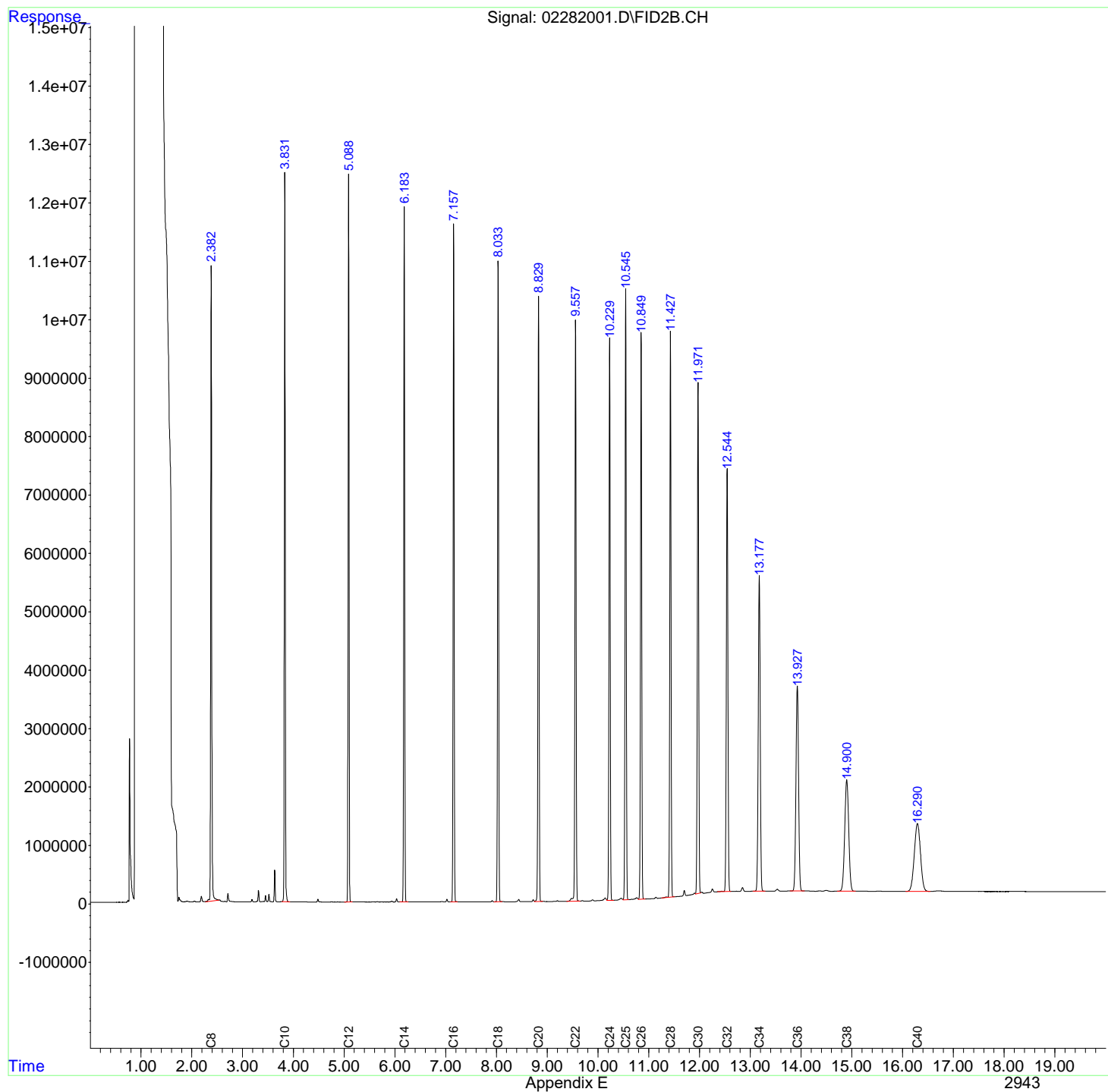
(f)=RT Delta > 1/2 Window

(m)=manual int.

Data Path : R:\2\DATA\022820\  
Data File : 02282001.D  
Signal(s) : FID2B.CH  
Acq On : 28 Feb 2020 8:59 am  
Operator : GCSVOC-Dhiren  
Sample : RTX-022820  
Misc :  
ALS Vial : 1 Sample Multiplier: 1

Integration File: EVENTS.E  
Quant Time: Feb 28 09:50:10 2020  
Quant Method : Z:\HPCHEM\2\METHODS\C10-40.M  
Quant Title : Rentention Time C8-40  
QLast Update : Wed Dec 18 10:37:38 2019  
Response via : Initial Calibration  
Integrator: ChemStation 6890 Scale Mode: Large solvent peaks clipped

Volume Inj. :  
Signal Phase :  
Signal Info :



Data Path : R:\2\DATA\022820\  
 Data File : 02282002.D  
 Signal(s) : FID2B.CH  
 Acq On : 28 Feb 2020 9:26 am  
 Operator : GCSVOC-Dhiren  
 Sample : ICB-022820  
 Misc :  
 ALS Vial : 2 Sample Multiplier: 1

Integration File: EVENTS.E  
 Quant Time: Feb 28 17:01:14 2020  
 Quant Method : Z:\HPCHEM\2\METHODS\022820DRO-ORO.M  
 Quant Title : DRO-ORO 09-09-15 DRO/ORO  
 QLast Update : Fri Feb 28 16:32:12 2020  
 Response via : Initial Calibration  
 Integrator: ChemStation 6890 Scale Mode: Large solvent peaks clipped

Volume Inj. :  
 Signal Phase :  
 Signal Info :

Compound	R.T.	Response	Conc	Units
-----				
System Monitoring Compounds				
4) S n-Eicosane	8.829	31364547	16.290	ug/mLm
8) S1 Squalene	11.557	23712200	14.249	ug/mLm
Target Compounds				
1) H DRO C10-C20	0.000	0	N.D.	ug/mL
2) H DRO C10-C25	0.000	0	N.D.	ug/mL
3) H DRO C10-C28	0.000	0	N.D.	ug/mL
5) H1 ORO C20-C34	0.000	0	N.D.	ug/mL
6) H1 ORO C25-C36	0.000	0	N.D.	ug/mL
7) H1 DRO C10-C36	0.000	0	N.D.	ug/mL
-----				

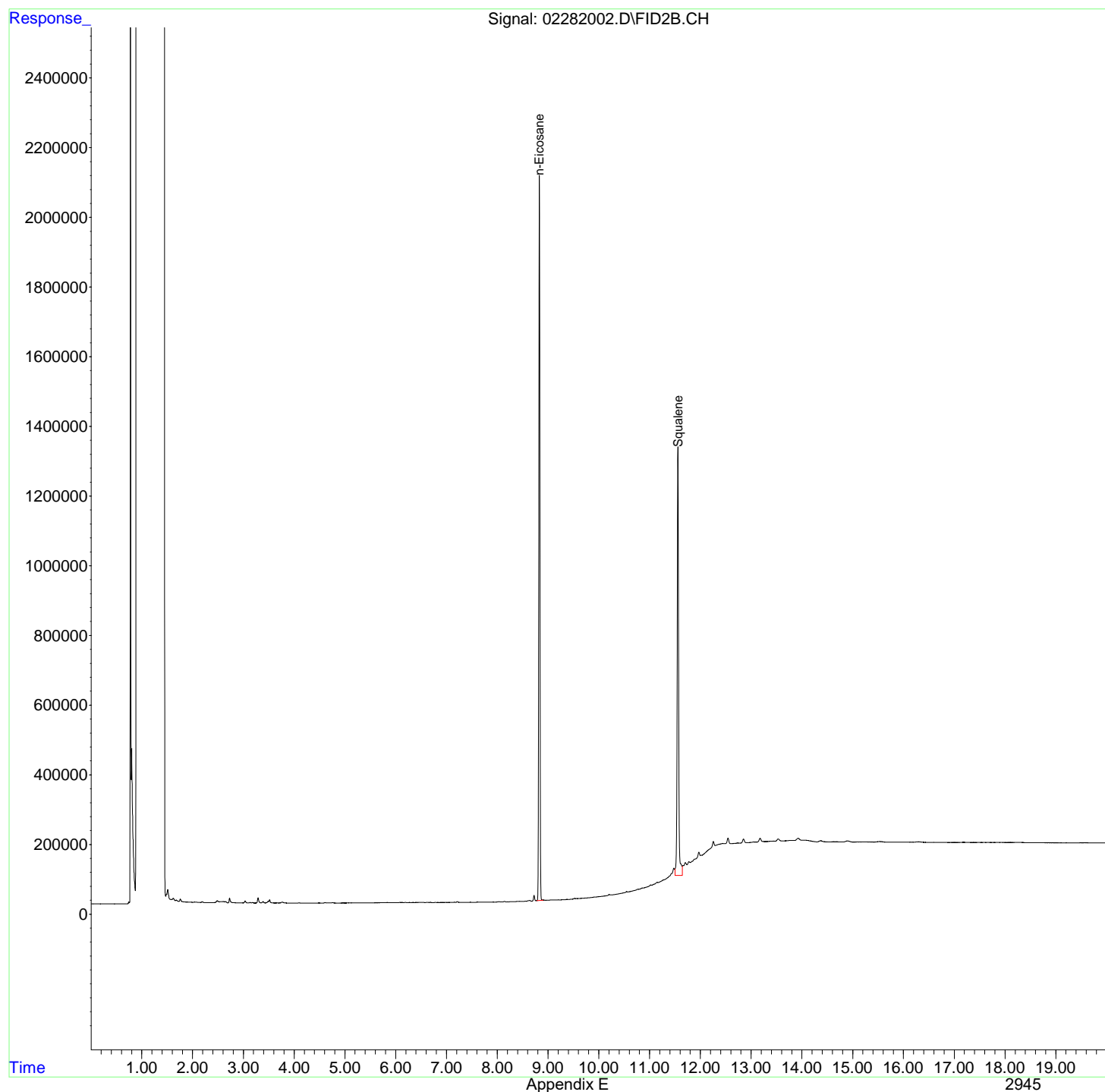
(f)=RT Delta > 1/2 Window

(m)=manual int.

Data Path : R:\2\DATA\022820\  
Data File : 02282002.D  
Signal(s) : FID2B.CH  
Acq On : 28 Feb 2020 9:26 am  
Operator : GCSVOC-Dhiren  
Sample : ICB-022820  
Misc :  
ALS Vial : 2 Sample Multiplier: 1

Integration File: EVENTS.E  
Quant Time: Feb 28 17:01:14 2020  
Quant Method : Z:\HPCHEM\2\METHODS\022820DRO-ORO.M  
Quant Title : DRO-ORO 09-09-15 DRO/ORO  
QLast Update : Fri Feb 28 16:32:12 2020  
Response via : Initial Calibration  
Integrator: ChemStation 6890 Scale Mode: Large solvent peaks clipped

Volume Inj. :  
Signal Phase :  
Signal Info :



Data Path : R:\2\DATA\022820\  
 Data File : 02282003.D  
 Signal(s) : FID2B.CH  
 Acq On : 28 Feb 2020 9:53 am  
 Operator : GCSVOC-Dhiren  
 Sample : ICAL1-DRO-022820  
 Misc :  
 ALS Vial : 3 Sample Multiplier: 1

Integration File: EVENTS.E  
 Quant Time: Feb 28 13:15:56 2020  
 Quant Method : Z:\HPCHEM\2\METHODS\022820DRO-ORO.M  
 Quant Title : DRO-ORO 09-09-15 DRO/ORO  
 QLast Update : Fri Feb 28 13:14:44 2020  
 Response via : Initial Calibration  
 Integrator: ChemStation 6890 Scale Mode: Large solvent peaks clipped

Volume Inj. :  
 Signal Phase :  
 Signal Info :

Compound	R.T.	Response	Conc Units
-----			
System Monitoring Compounds			
4) S n-Eicosane	0.000	0	N.D. ug/mL
8) S1 Squalene	11.559	5406215	3.662 ug/mLm
Target Compounds			
1) H DRO C10-C20	5.050	91182835	60.956 ug/mLm
2) H DRO C10-C25	5.150	111642630	64.056 ug/mLm
3) H DRO C10-C28	6.850	125327811	70.256 ug/mLm
5) H1 ORO C20-C34	0.000	0	N.D. ug/mL
6) H1 ORO C25-C36	0.000	0	N.D. ug/mL
7) H1 DRO C10-C36	0.000	0	N.D. ug/mL
-----			

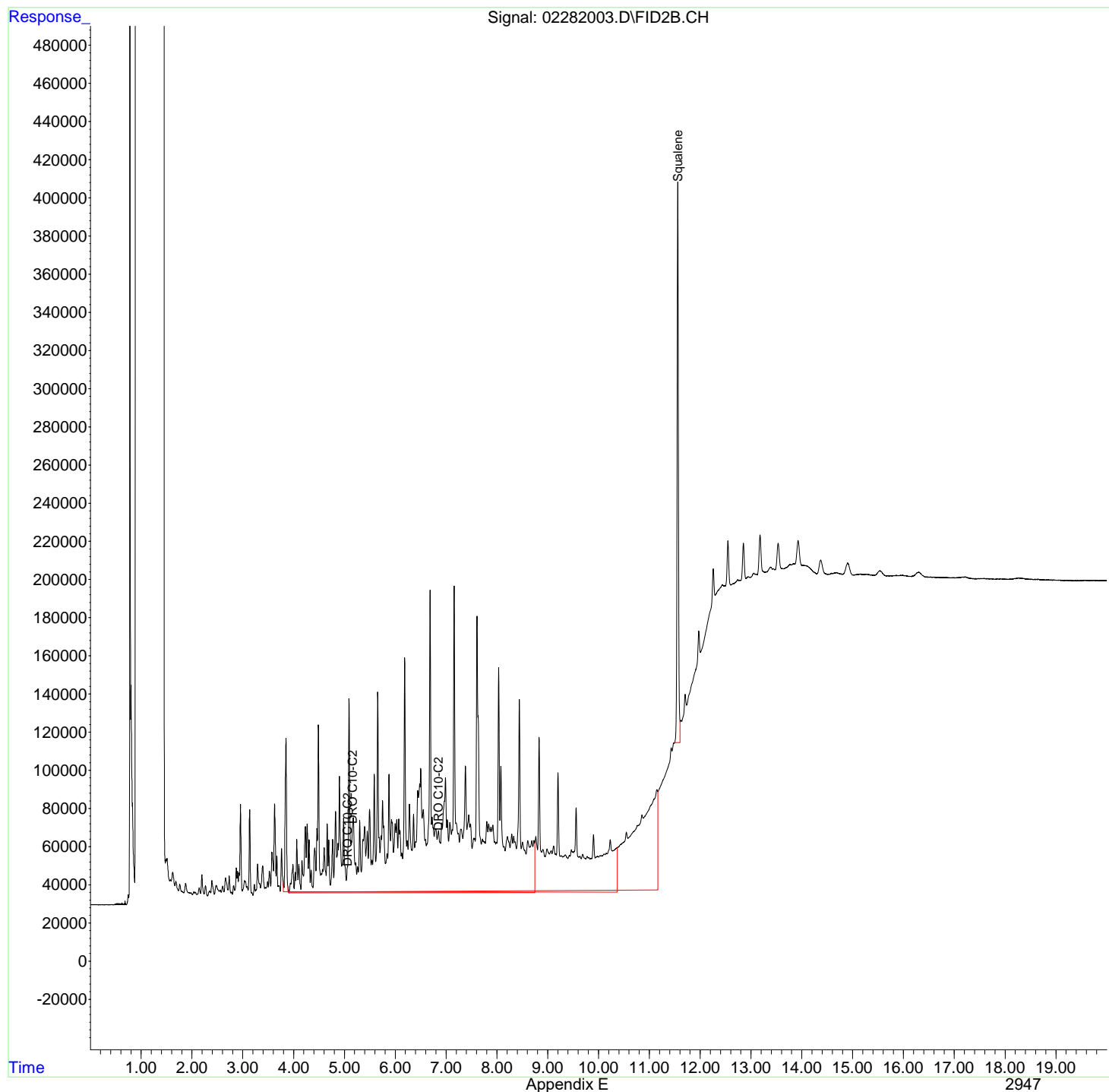
(f)=RT Delta > 1/2 Window

(m)=manual int.

Data Path : R:\2\DATA\022820\  
Data File : 02282003.D  
Signal(s) : FID2B.CH  
Acq On : 28 Feb 2020 9:53 am  
Operator : GCSVOC-Dhiren  
Sample : ICAL1-DRO-022820  
Misc :  
ALS Vial : 3 Sample Multiplier: 1

Integration File: EVENTS.E  
Quant Time: Feb 28 13:15:56 2020  
Quant Method : Z:\HPCHEM\2\METHODS\022820DRO-ORO.M  
Quant Title : DRO-ORO 09-09-15 DRO/ORO  
QLast Update : Fri Feb 28 13:14:44 2020  
Response via : Initial Calibration  
Integrator: ChemStation 6890 Scale Mode: Large solvent peaks clipped

Volume Inj. :  
Signal Phase :  
Signal Info :



Data Path : R:\2\DATA\022820\  
 Data File : 02282004.D  
 Signal(s) : FID2B.CH  
 Acq On : 28 Feb 2020 10:21 am  
 Operator : GCSVOC-Dhiren  
 Sample : ICAL2-DRO-022820  
 Misc :  
 ALS Vial : 4 Sample Multiplier: 1

Integration File: EVENTS.E  
 Quant Time: Feb 28 13:14:23 2020  
 Quant Method : Z:\HPCHEM\2\METHODS\022820DRO-ORO.M  
 Quant Title : DRO-ORO 09-09-15 DRO/ORO  
 QLast Update : Fri Feb 28 13:13:00 2020  
 Response via : Initial Calibration  
 Integrator: ChemStation 6890 Scale Mode: Large solvent peaks clipped

Volume Inj. :  
 Signal Phase :  
 Signal Info :

Compound	R.T.	Response	Conc Units
-----			
System Monitoring Compounds			
4) S n-Eicosane	0.000	0	N.D. ug/mL
8) S1 Squalene	11.558	9459494	6.685 ug/mLm
Target Compounds			
1) H DRO C10-C20	5.050	332226759	222.576 ug/mLm
2) H DRO C10-C25	5.150	364248777	209.293 ug/mLm
3) H DRO C10-C28	6.850	389757768	218.973 ug/mLm
5) H1 ORO C20-C34	0.000	0	N.D. ug/mL
6) H1 ORO C25-C36	0.000	0	N.D. ug/mL
7) H1 DRO C10-C36	8.400	592488824	333.214 ug/mLm
-----			

(f)=RT Delta > 1/2 Window

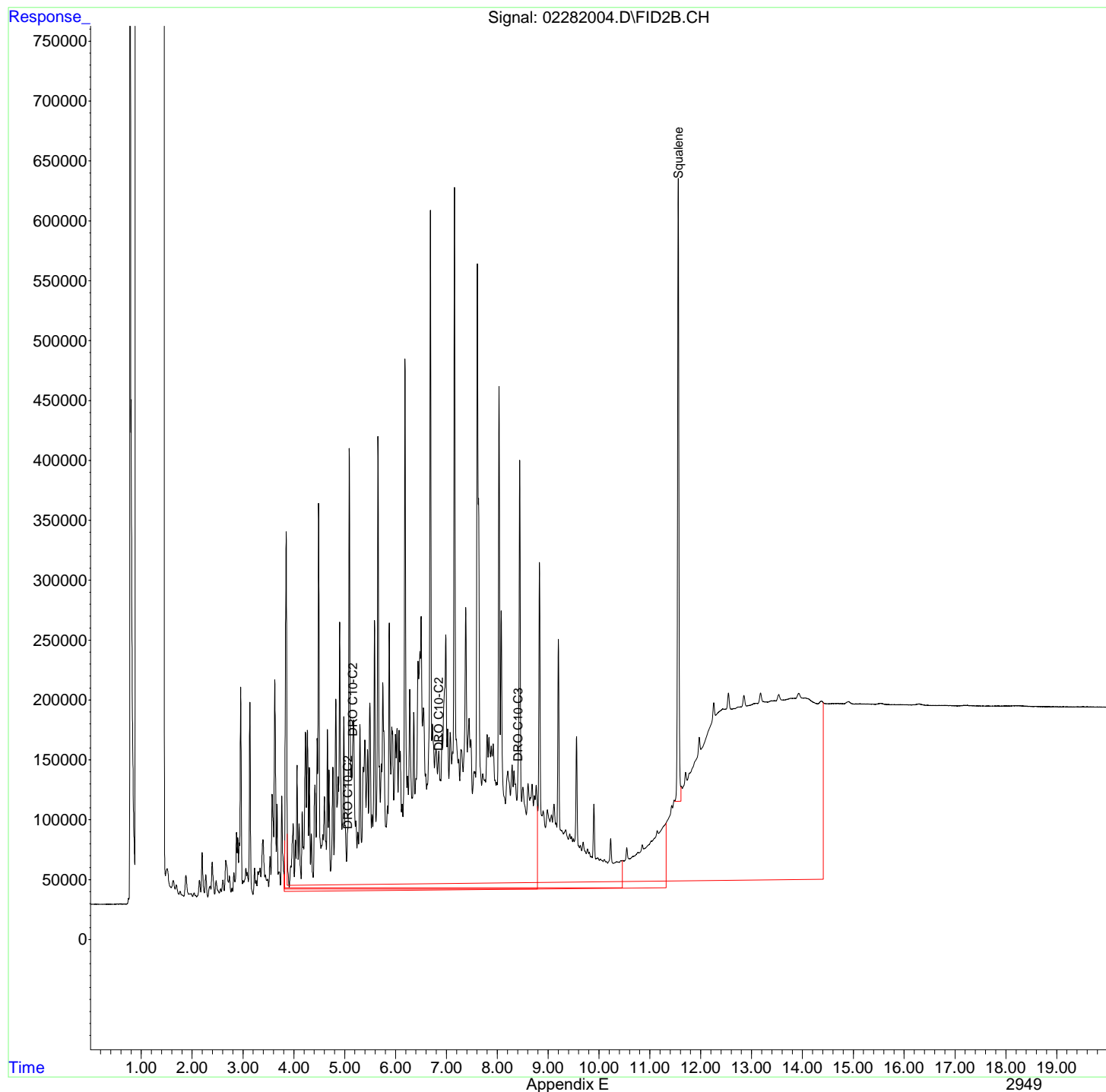
(m)=manual int.



Data Path : R:\2\DATA\022820\  
Data File : 02282004.D  
Signal(s) : FID2B.CH  
Acq On : 28 Feb 2020 10:21 am  
Operator : GCSVOC-Dhiren  
Sample : ICAL2-DRO-022820  
Misc :  
ALS Vial : 4 Sample Multiplier: 1

Integration File: EVENTS.E  
Quant Time: Feb 28 13:14:23 2020  
Quant Method : Z:\HPCHEM\2\METHODS\022820DRO-ORO.M  
Quant Title : DRO-ORO 09-09-15 DRO/ORO  
QLast Update : Fri Feb 28 13:13:00 2020  
Response via : Initial Calibration  
Integrator: ChemStation 6890 Scale Mode: Large solvent peaks clipped

Volume Inj. :  
Signal Phase :  
Signal Info :



Data Path : R:\2\DATA\022820\  
 Data File : 02282005.D  
 Signal(s) : FID2B.CH  
 Acq On : 28 Feb 2020 10:48 am  
 Operator : GCSVOC-Dhiren  
 Sample : ICAL3-DRO-022820  
 Misc :  
 ALS Vial : 5 Sample Multiplier: 1

Integration File: EVENTS.E  
 Quant Time: Feb 28 13:12:47 2020  
 Quant Method : Z:\HPCHEM\2\METHODS\022820DRO-ORO.M  
 Quant Title : DRO-ORO 09-09-15 DRO/ORO  
 QLast Update : Fri Feb 28 13:10:23 2020  
 Response via : Initial Calibration  
 Integrator: ChemStation 6890 Scale Mode: Large solvent peaks clipped

Volume Inj. :  
 Signal Phase :  
 Signal Info :

Compound	R.T.	Response	Conc	Units
-----				
System Monitoring Compounds				
4) S n-Eicosane	0.000	0	N.D.	ug/mL
8) S1 Squalene	11.558	15340055	10.594	ug/mL
Target Compounds				
1) H DRO C10-C20	5.050	804620739	542.094	ug/mLm
2) H DRO C10-C25	5.150	872619468	503.264	ug/mLm
3) H DRO C10-C28	6.850	888947826	501.489	ug/mLm
5) H1 ORO C20-C34	0.000	0	N.D.	ug/mL
6) H1 ORO C25-C36	0.000	0	N.D.	ug/mL
7) H1 DRO C10-C36	8.400	1097806521	632.630	ug/mLm
-----				

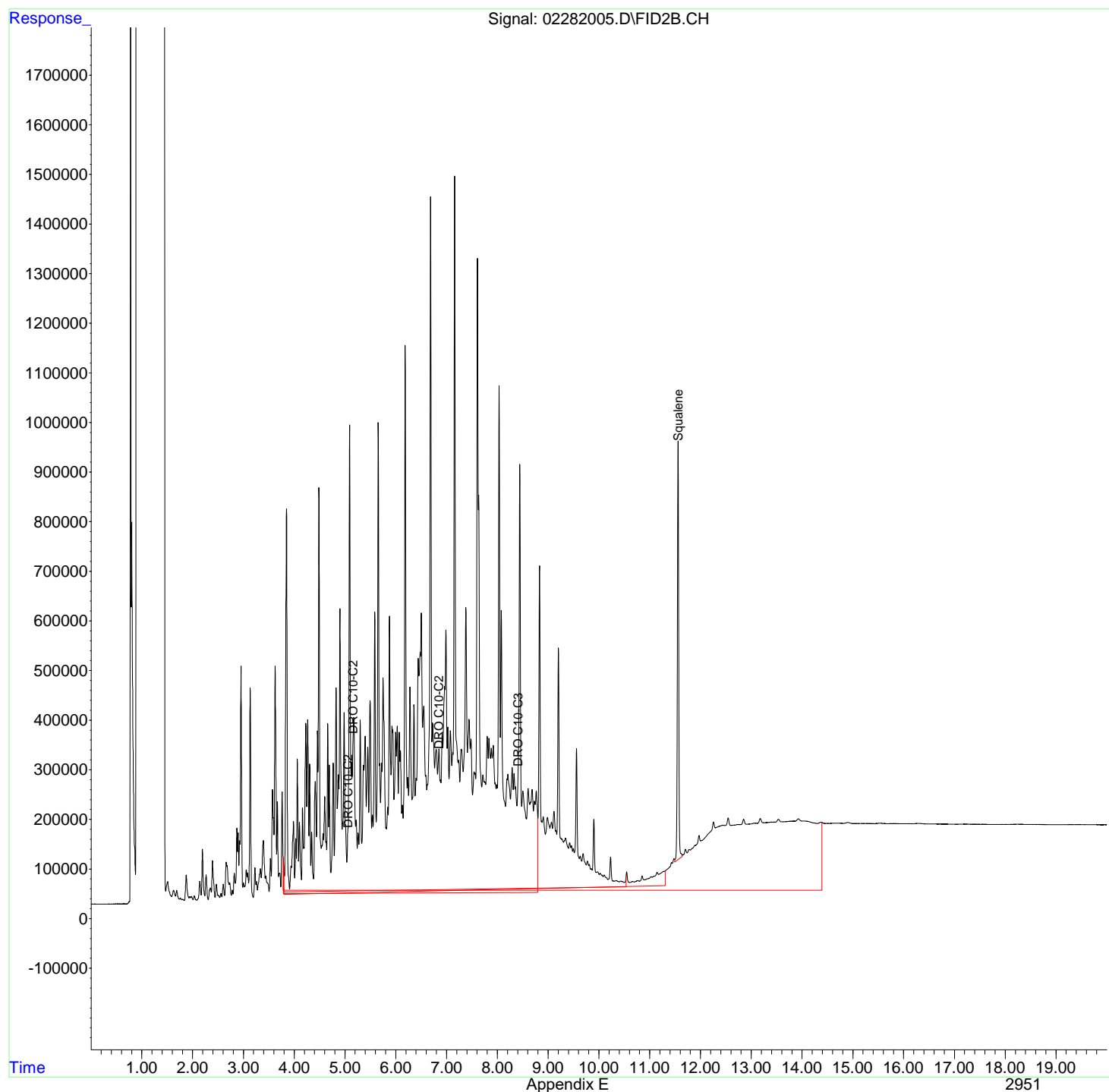
(f)=RT Delta > 1/2 Window

(m)=manual int.

Data Path : R:\2\DATA\022820\  
Data File : 02282005.D  
Signal(s) : FID2B.CH  
Acq On : 28 Feb 2020 10:48 am  
Operator : GCSVOC-Dhiren  
Sample : ICAL3-DRO-022820  
Misc :  
ALS Vial : 5 Sample Multiplier: 1

Integration File: EVENTS.E  
Quant Time: Feb 28 13:12:47 2020  
Quant Method : Z:\HPCHEM\2\METHODS\022820DRO-ORO.M  
Quant Title : DRO-ORO 09-09-15 DRO/ORO  
QLast Update : Fri Feb 28 13:10:23 2020  
Response via : Initial Calibration  
Integrator: ChemStation 6890 Scale Mode: Large solvent peaks clipped

Volume Inj. :  
Signal Phase :  
Signal Info :



Data Path : R:\2\DATA\022820\  
 Data File : 02282006.D  
 Signal(s) : FID2B.CH  
 Acq On : 28 Feb 2020 11:15 am  
 Operator : GCSVOC-Dhiren  
 Sample : ICAL4-DRO-022820  
 Misc :  
 ALS Vial : 6 Sample Multiplier: 1

Integration File: EVENTS.E  
 Quant Time: Feb 28 13:05:25 2020  
 Quant Method : Z:\HPCHEM\2\METHODS\022820DRO-ORO.M  
 Quant Title : DRO-ORO 09-09-15 DRO/ORO  
 QLast Update : Wed Sep 21 17:41:04 2016  
 Response via : Initial Calibration  
 Integrator: ChemStation 6890 Scale Mode: Large solvent peaks clipped

Volume Inj. :  
 Signal Phase :  
 Signal Info :

Compound	R.T.	Response	Conc	Units
-----				
System Monitoring Compounds				
4) S n-Eicosane	0.000	0	N.D.	ug/mL
8) S1 Squalene	11.559	31675808	25.067	ug/mLm
Target Compounds				
1) H DRO C10-C20	5.050	1551371374	1088.809	ug/mLm
2) H DRO C10-C25	5.150	1727727251	1040.814	ug/mLm
3) H DRO C10-C28	6.850	1769699199	1052.808	ug/mLm
5) H1 ORO C20-C34	0.000	0	N.D.	ug/mL
6) H1 ORO C25-C36	0.000	0	N.D.	ug/mL
7) H1 DRO C10-C36	8.400	1960365786	1172.457	ug/mLm
-----				

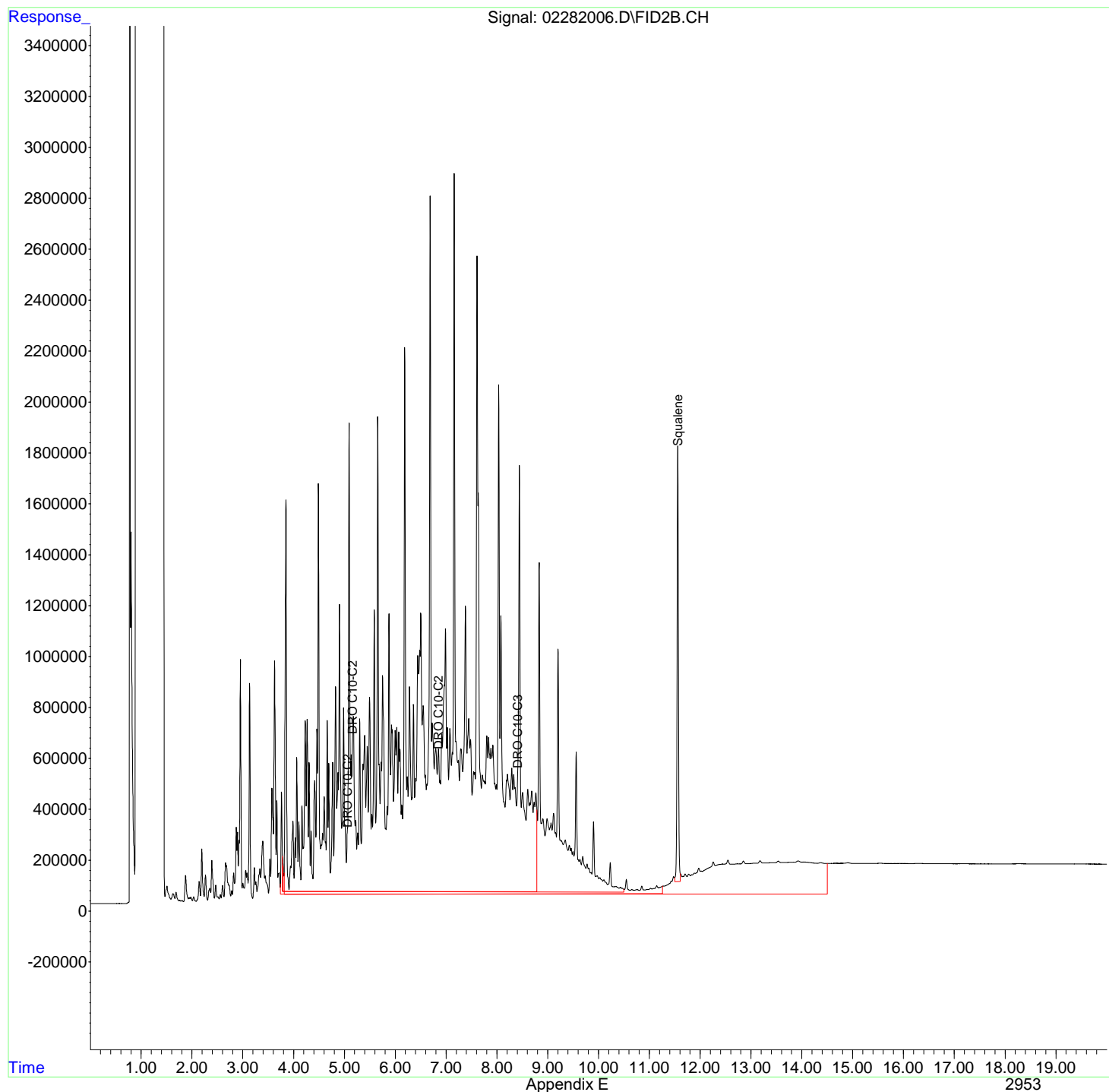
(f)=RT Delta > 1/2 Window

(m)=manual int.

Data Path : R:\2\DATA\022820\  
Data File : 02282006.D  
Signal(s) : FID2B.CH  
Acq On : 28 Feb 2020 11:15 am  
Operator : GCSVOC-Dhiren  
Sample : ICAL4-DRO-022820  
Misc :  
ALS Vial : 6 Sample Multiplier: 1

Integration File: EVENTS.E  
Quant Time: Feb 28 13:05:25 2020  
Quant Method : Z:\HPCHEM\2\METHODS\022820DRO-ORO.M  
Quant Title : DRO-ORO 09-09-15 DRO/ORO  
QLast Update : Wed Sep 21 17:41:04 2016  
Response via : Initial Calibration  
Integrator: ChemStation 6890 Scale Mode: Large solvent peaks clipped

Volume Inj. :  
Signal Phase :  
Signal Info :



Data Path : R:\2\DATA\022820\  
 Data File : 02282007.D  
 Signal(s) : FID2B.CH  
 Acq On : 28 Feb 2020 11:42 am  
 Operator : GCSVOC-Dhiren  
 Sample : ICAL5-DRO-022820  
 Misc :  
 ALS Vial : 7 Sample Multiplier: 1

Integration File: EVENTS.E  
 Quant Time: Feb 28 13:08:15 2020  
 Quant Method : Z:\HPCHEM\2\METHODS\022820DRO-ORO.M  
 Quant Title : DRO-ORO 09-09-15 DRO/ORO  
 QLast Update : Fri Feb 28 13:05:43 2020  
 Response via : Initial Calibration  
 Integrator: ChemStation 6890 Scale Mode: Large solvent peaks clipped

Volume Inj. :  
 Signal Phase :  
 Signal Info :

Compound	R.T.	Response	Conc	Units
-----				
System Monitoring Compounds				
4) S n-Eicosane	0.000	0	N.D.	ug/mL
8) S1 Squalene	11.559	40784589	31.334	ug/mLm
Target Compounds				
1) H DRO C10-C20	5.050	7443190784	5209.838	ug/mLm
2) H DRO C10-C25	5.150	8837285072	5320.408	ug/mLm
3) H DRO C10-C28	6.850	9208054804	5466.982	ug/mLm
5) H1 ORO C20-C34	0.000	0	N.D.	ug/mL
6) H1 ORO C25-C36	0.000	0	N.D.	ug/mL
7) H1 DRO C10-C36	8.400	9031355790	5318.934	ug/mLm
-----				

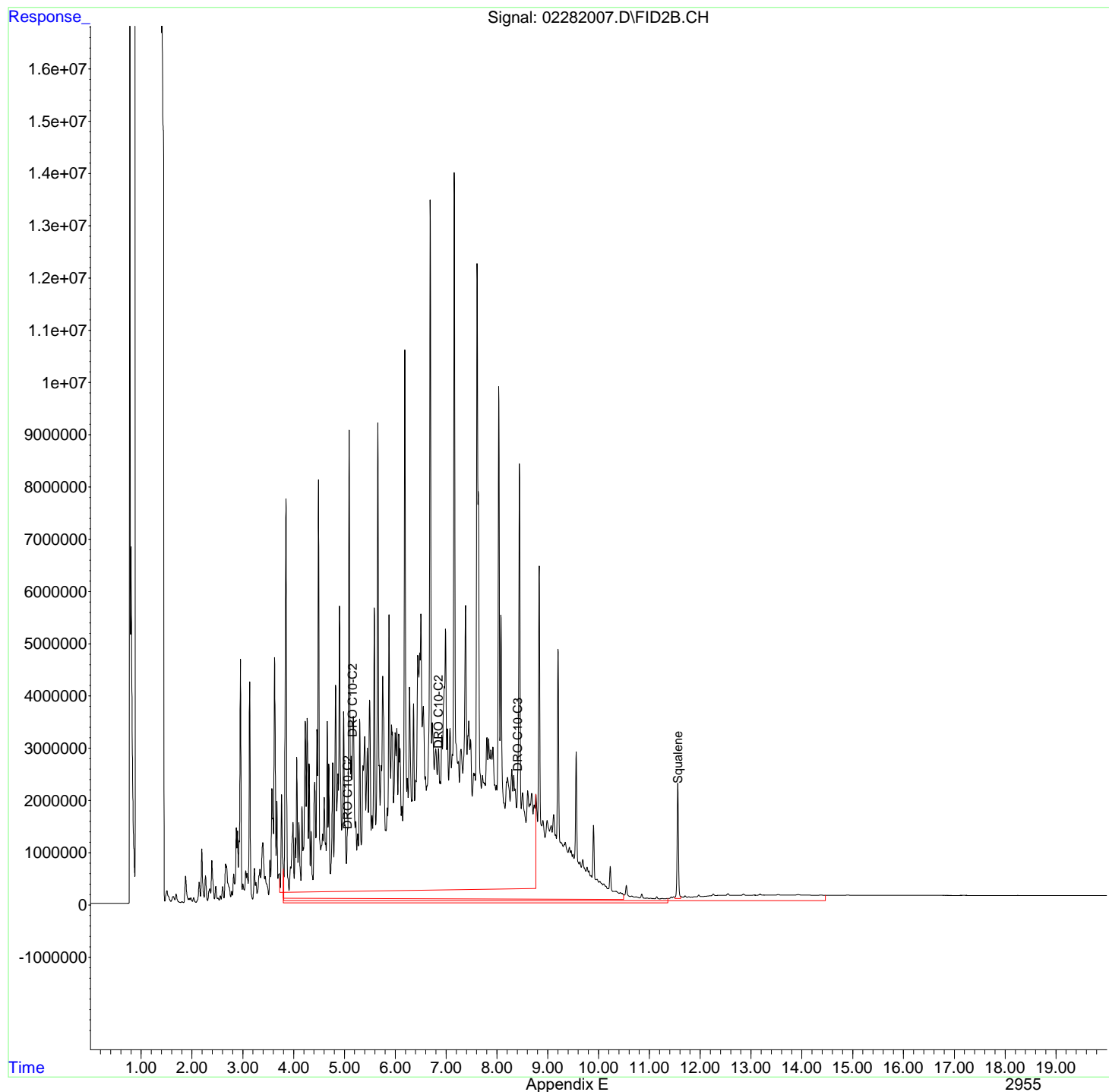
(f)=RT Delta > 1/2 Window

(m)=manual int.

Data Path : R:\2\DATA\022820\  
Data File : 02282007.D  
Signal(s) : FID2B.CH  
Acq On : 28 Feb 2020 11:42 am  
Operator : GCSVOC-Dhiren  
Sample : ICAL5-DRO-022820  
Misc :  
ALS Vial : 7 Sample Multiplier: 1

Integration File: EVENTS.E  
Quant Time: Feb 28 13:08:15 2020  
Quant Method : Z:\HPCHEM\2\METHODS\022820DRO-ORO.M  
Quant Title : DRO-ORO 09-09-15 DRO/ORO  
QLast Update : Fri Feb 28 13:05:43 2020  
Response via : Initial Calibration  
Integrator: ChemStation 6890 Scale Mode: Large solvent peaks clipped

Volume Inj. :  
Signal Phase :  
Signal Info :



Data Path : R:\2\DATA\022820\  
 Data File : 02282008.D  
 Signal(s) : FID2B.CH  
 Acq On : 28 Feb 2020 12:09 pm  
 Operator : GCSVOC-Dhiren  
 Sample : ICAL6-DRO-022820  
 Misc :  
 ALS Vial : 8 Sample Multiplier: 1

Integration File: EVENTS.E  
 Quant Time: Feb 28 13:10:06 2020  
 Quant Method : Z:\HPCHEM\2\METHODS\022820DRO-ORO.M  
 Quant Title : DRO-ORO 09-09-15 DRO/ORO  
 QLast Update : Fri Feb 28 13:08:28 2020  
 Response via : Initial Calibration  
 Integrator: ChemStation 6890 Scale Mode: Large solvent peaks clipped

Volume Inj. :  
 Signal Phase :  
 Signal Info :

Compound	R.T.	Response	Conc Units
-----			
System Monitoring Compounds			
4) S n-Eicosane	0.000	0	N.D. ug/mL
8) S1 Squalene	11.559	82285695	60.793 ug/mLm
Target Compounds			
1) H DRO C10-C20	5.050	14859965665	10208.164 ug/mLm
2) H DRO C10-C25	5.150	17320512741	10208.059 ug/mLm
3) H DRO C10-C28	6.850	17552114290	10080.364 ug/mLm
5) H1 ORO C20-C34	0.000	0	N.D. ug/mL
6) H1 ORO C25-C36	0.000	0	N.D. ug/mL
7) H1 DRO C10-C36	8.400	17415817236	10000.651 ug/mLm
-----			

(f)=RT Delta > 1/2 Window

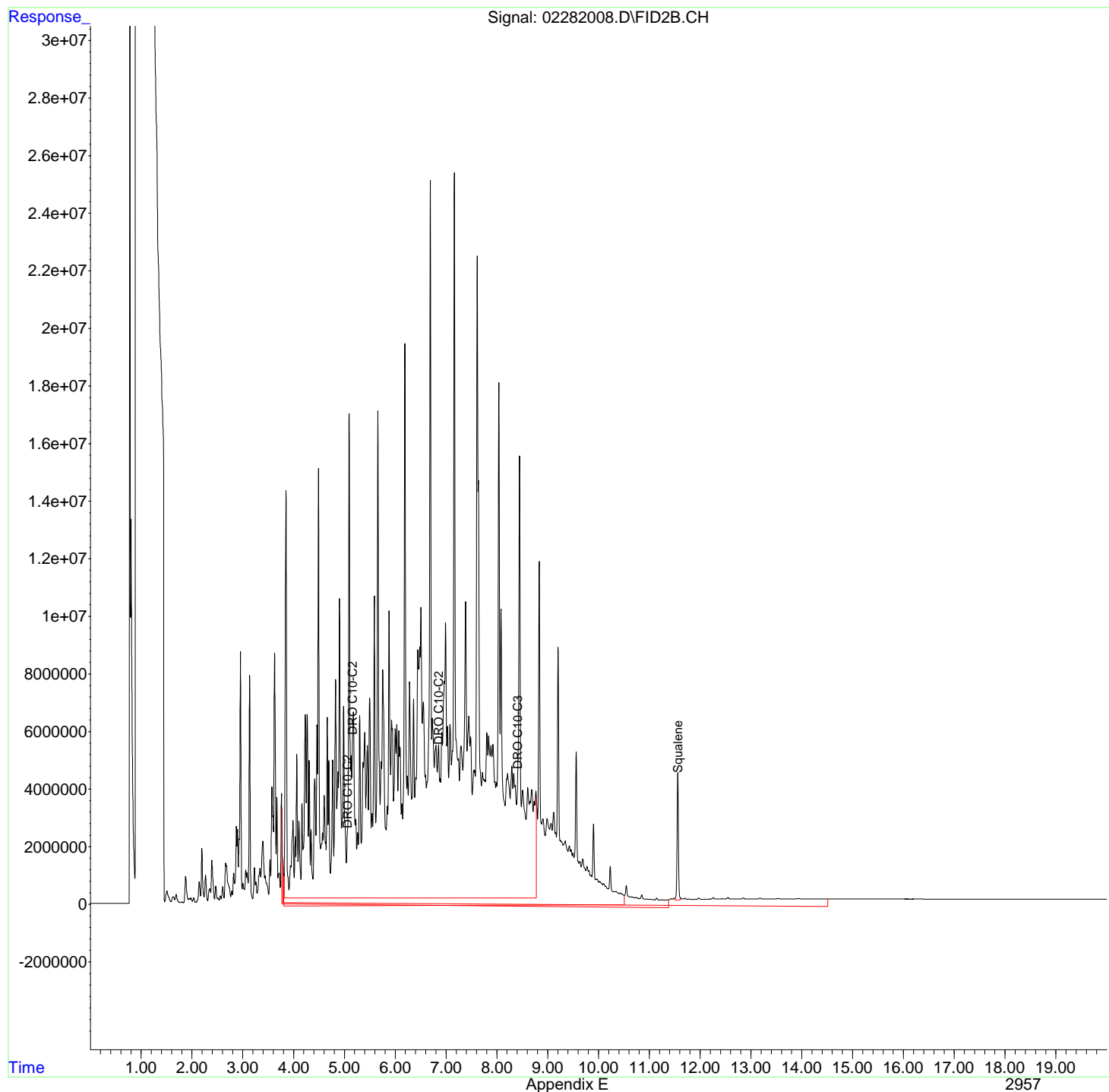
(m)=manual int.



Data Path : R:\2\DATA\022820\  
Data File : 02282008.D  
Signal(s) : FID2B.CH  
Acq On : 28 Feb 2020 12:09 pm  
Operator : GCSVOC-Dhiren  
Sample : ICAL6-DRO-022820  
Misc :  
ALS Vial : 8 Sample Multiplier: 1

Integration File: EVENTS.E  
Quant Time: Feb 28 13:10:06 2020  
Quant Method : Z:\HPCHEM\2\METHODS\022820DRO-ORO.M  
Quant Title : DRO-ORO 09-09-15 DRO/ORO  
QLast Update : Fri Feb 28 13:08:28 2020  
Response via : Initial Calibration  
Integrator: ChemStation 6890 Scale Mode: Large solvent peaks clipped

Volume Inj. :  
Signal Phase :  
Signal Info :



Data Path : R:\2\DATA\022820\  
Data File : 02282009.D  
Signal(s) : FID2B.CH  
Acq On : 28 Feb 2020 12:37 pm  
Operator : GCSVOC-Dhiren  
Sample : ICV-DRO-022820  
Misc :  
ALS Vial : 9 Sample Multiplier: 1

Integration File: EVENTS.E  
Quant Time: Feb 28 13:47:19 2020  
Quant Method : Z:\HPCHEM\2\METHODS\022820DRO-ORO.M  
Quant Title : DRO-ORO 09-09-15 DRO/ORO  
QLast Update : Fri Feb 28 13:17:22 2020  
Response via : Initial Calibration  
Integrator: ChemStation 6890 Scale Mode: Large solvent peaks clipped

Volume Inj. :  
Signal Phase :  
Signal Info :

Min. RRF : 0.000 Min. Rel. Area : 50% Max. R.T. Dev 0.50min  
Max. RRF Dev : 15% Max. Rel. Area : 150%

	Compound	Amount	Calc.	%Dev	Area%	Dev (Min)
1 H	DRO C10-C20	1000.000	1129.214	-12.9	0	0.00
2 H	DRO C10-C25	1000.000	1037.896	-3.8	0	0.00
3 H	DRO C10-C28	1000.000	1016.536	-1.7	0	0.00
7 H1	DRO C10-C36	1000.000	1075.368	-7.5	0	0.00
8 S1	Squalene	20.000	20.606	-3.0	0	0.00

## Evaluate Continuing Calibration Report - Not Found

4 S	n-Eicosane	10.000	0.000	100.0#	0	-8.83#
5 H1	ORO C20-C34	1000.000	0.000	100.0#	0	-9.23#
6 H1	ORO C25-C36	1000.000	0.000	100.0#	0	-10.70#

(#)= Out of Range

SPCC's out = 0 CCC's out = 0

Data Path : R:\2\DATA\022820\  
 Data File : 02282009.D  
 Signal(s) : FID2B.CH  
 Acq On : 28 Feb 2020 12:37 pm  
 Operator : GCSVOC-Dhiren  
 Sample : ICV-DRO-022820  
 Misc :  
 ALS Vial : 9 Sample Multiplier: 1

Integration File: EVENTS.E  
 Quant Time: Feb 28 13:47:19 2020  
 Quant Method : Z:\HPCHEM\2\METHODS\022820DRO-ORO.M  
 Quant Title : DRO-ORO 09-09-15 DRO/ORO  
 QLast Update : Fri Feb 28 13:17:22 2020  
 Response via : Initial Calibration  
 Integrator: ChemStation 6890 Scale Mode: Large solvent peaks clipped

Volume Inj. :  
 Signal Phase :  
 Signal Info :

Compound	R.T.	Response	Conc	Units
-----				
System Monitoring Compounds				
4) S n-Eicosane	0.000	0	N.D.	ug/mL
8) S1 Squalene	11.559	33758071	20.606	ug/mL
Target Compounds				
1) H DRO C10-C20	5.050	1705425261	1129.214	ug/mLm
2) H DRO C10-C25	5.150	1824780223	1037.896	ug/mL
3) H DRO C10-C28	6.850	1837979264	1016.536	ug/mL
5) H1 ORO C20-C34	0.000	0	N.D.	ug/mL
6) H1 ORO C25-C36	0.000	0	N.D.	ug/mL
7) H1 DRO C10-C36	8.400	2055494455	1075.368	ug/mL
-----				

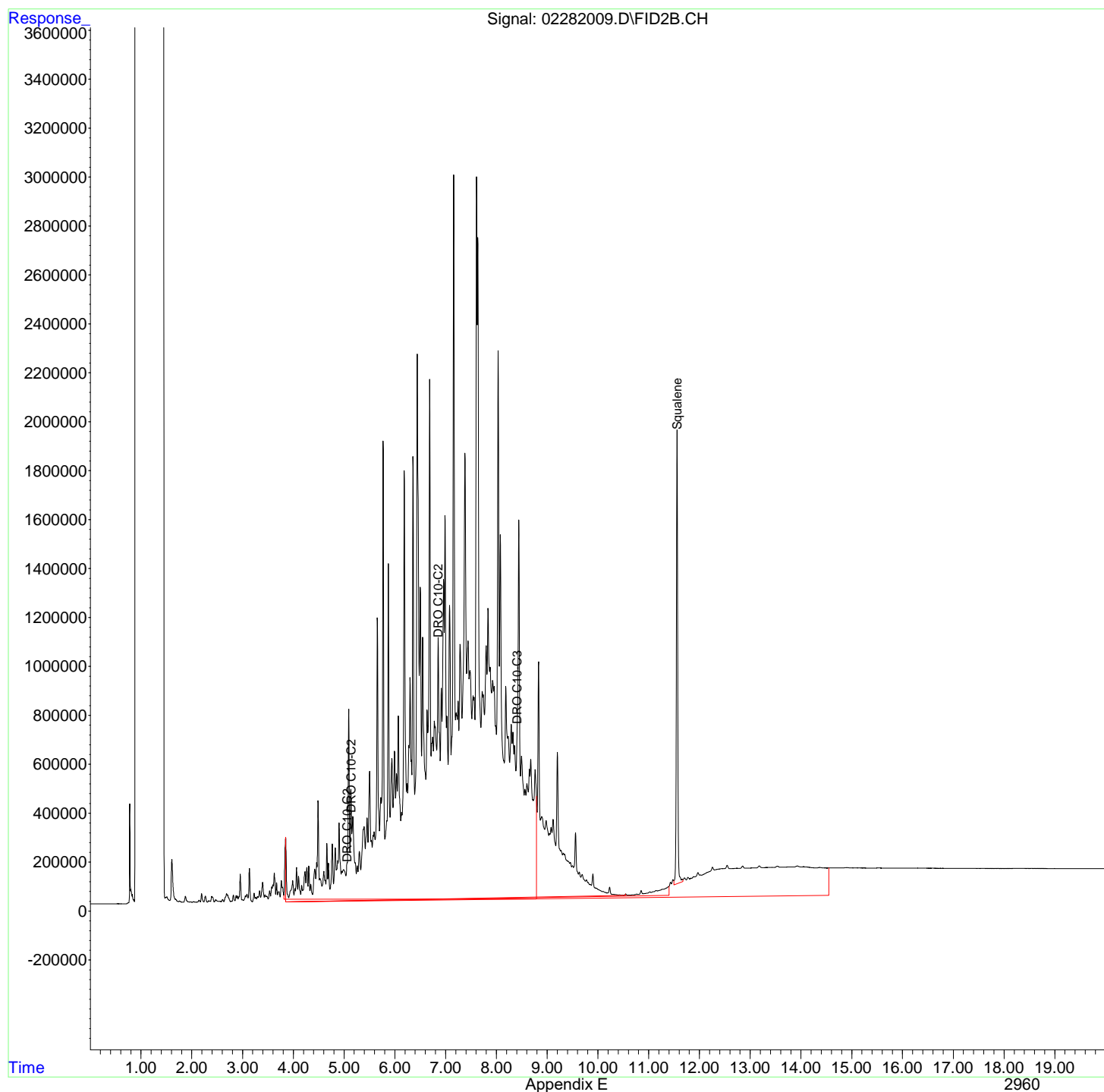
(f)=RT Delta > 1/2 Window

(m)=manual int.

Data Path : R:\2\DATA\022820\  
Data File : 02282009.D  
Signal(s) : FID2B.CH  
Acq On : 28 Feb 2020 12:37 pm  
Operator : GCSVOC-Dhiren  
Sample : ICV-DRO-022820  
Misc :  
ALS Vial : 9 Sample Multiplier: 1

Integration File: EVENTS.E  
Quant Time: Feb 28 13:47:19 2020  
Quant Method : Z:\HPCHEM\2\METHODS\022820DRO-ORO.M  
Quant Title : DRO-ORO 09-09-15 DRO/ORO  
QLast Update : Fri Feb 28 13:17:22 2020  
Response via : Initial Calibration  
Integrator: ChemStation 6890 Scale Mode: Large solvent peaks clipped

Volume Inj. :  
Signal Phase :  
Signal Info :



Data Path : R:\2\DATA\022820\  
 Data File : 02282010.D  
 Signal(s) : FID2B.CH  
 Acq On : 28 Feb 2020 1:04 pm  
 Operator : GCSVOC-Dhiren  
 Sample : ICAL1-ORO-022820  
 Misc :  
 ALS Vial : 10 Sample Multiplier: 1

Integration File: EVENTS.E  
 Quant Time: Feb 28 16:30:06 2020  
 Quant Method : Z:\HPCHEM\2\METHODS\022820DRO-ORO.M  
 Quant Title : DRO-ORO 09-09-15 DRO/ORO  
 QLast Update : Fri Feb 28 16:28:53 2020  
 Response via : Initial Calibration  
 Integrator: ChemStation 6890 Scale Mode: Large solvent peaks clipped

Volume Inj. :  
 Signal Phase :  
 Signal Info :

Compound	R.T.	Response	Conc Units
-----			
System Monitoring Compounds			
4) S n-Eicosane	8.830	5866792	3.342 ug/mLm
8) S1 Squalene	0.000	0	N.D. ug/mL
Target Compounds			
1) H DRO C10-C20	0.000	0	N.D. ug/mL
2) H DRO C10-C25	0.000	0	N.D. ug/mL
3) H DRO C10-C28	0.000	0	N.D. ug/mL
5) H1 ORO C20-C34	9.230	341464776	310.717 ug/mLm
6) H1 ORO C25-C36	10.700	419091154	319.851 ug/mLm
7) H1 DRO C10-C36	0.000	0	N.D. ug/mL
-----			

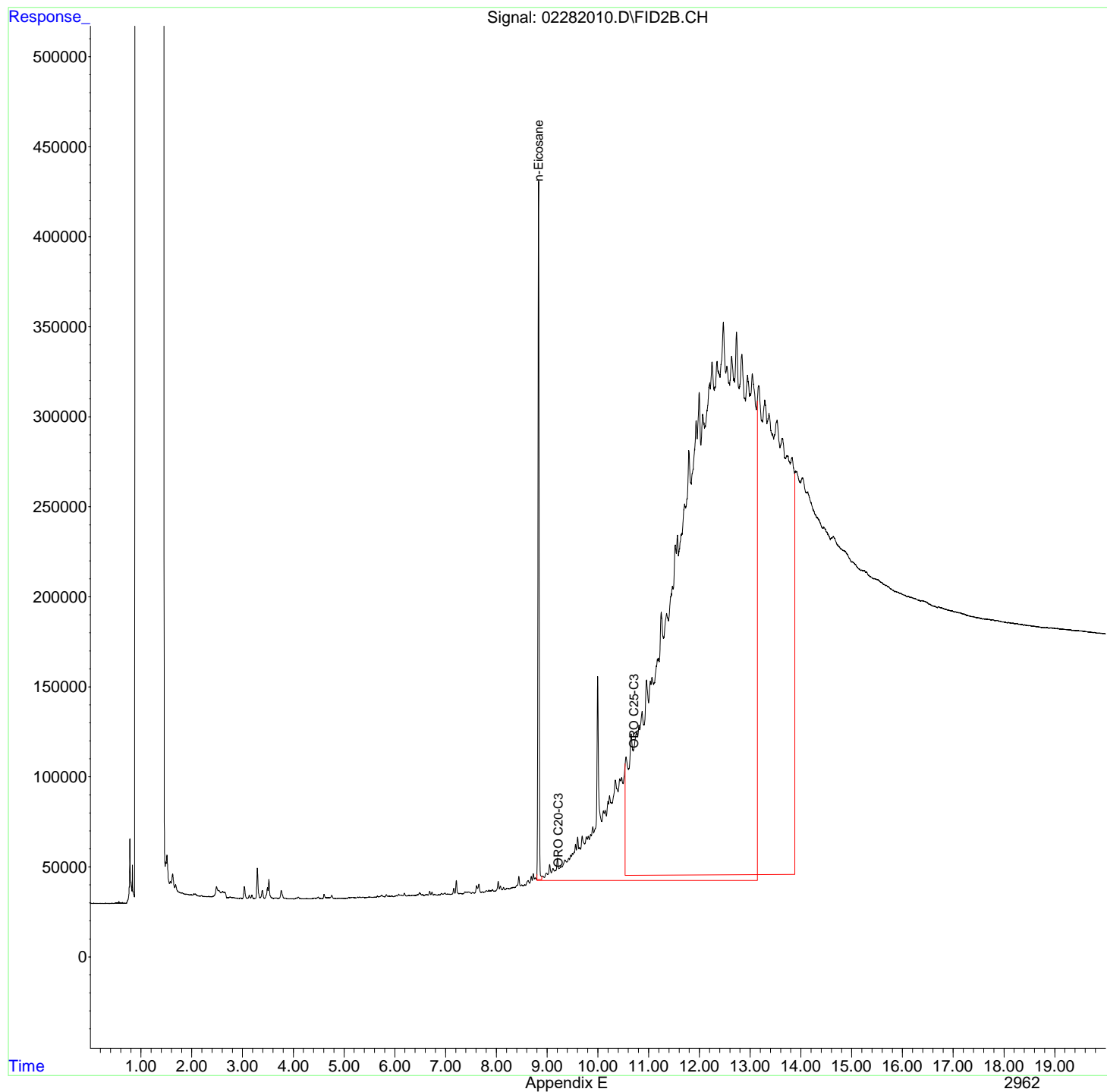
(f)=RT Delta > 1/2 Window

(m)=manual int.

Data Path : R:\2\DATA\022820\  
Data File : 02282010.D  
Signal(s) : FID2B.CH  
Acq On : 28 Feb 2020 1:04 pm  
Operator : GCSVOC-Dhiren  
Sample : ICAL1-ORO-022820  
Misc :  
ALS Vial : 10 Sample Multiplier: 1

Integration File: EVENTS.E  
Quant Time: Feb 28 16:30:06 2020  
Quant Method : Z:\HPCHEM\2\METHODS\022820DRO-ORO.M  
Quant Title : DRO-ORO 09-09-15 DRO/ORO  
QLast Update : Fri Feb 28 16:28:53 2020  
Response via : Initial Calibration  
Integrator: ChemStation 6890 Scale Mode: Large solvent peaks clipped

Volume Inj. :  
Signal Phase :  
Signal Info :



Data Path : R:\2\DATA\022820\  
 Data File : 02282011.D  
 Signal(s) : FID2B.CH  
 Acq On : 28 Feb 2020 1:31 pm  
 Operator : GCSVOC-Dhiren  
 Sample : ICAL2-ORO-022820  
 Misc :  
 ALS Vial : 11 Sample Multiplier: 1

Integration File: EVENTS.E  
 Quant Time: Feb 28 16:28:43 2020  
 Quant Method : Z:\HPCHEM\2\METHODS\022820DRO-ORO.M  
 Quant Title : DRO-ORO 09-09-15 DRO/ORO  
 QLast Update : Fri Feb 28 16:27:29 2020  
 Response via : Initial Calibration  
 Integrator: ChemStation 6890 Scale Mode: Large solvent peaks clipped

Volume Inj. :  
 Signal Phase :  
 Signal Info :

Compound	R.T.	Response	Conc	Units
-----				
System Monitoring Compounds				
4) S n-Eicosane	8.830	11223436	6.565	ug/mLm
8) S1 Squalene	0.000	0	N.D.	ug/mL
Target Compounds				
1) H DRO C10-C20	0.000	0	N.D.	ug/mL
2) H DRO C10-C25	0.000	0	N.D.	ug/mL
3) H DRO C10-C28	0.000	0	N.D.	ug/mL
5) H1 ORO C20-C34	9.230	636095599	581.549	ug/mLm
6) H1 ORO C25-C36	10.700	774934106	594.404	ug/mLm
7) H1 DRO C10-C36	0.000	0	N.D.	ug/mL
-----				

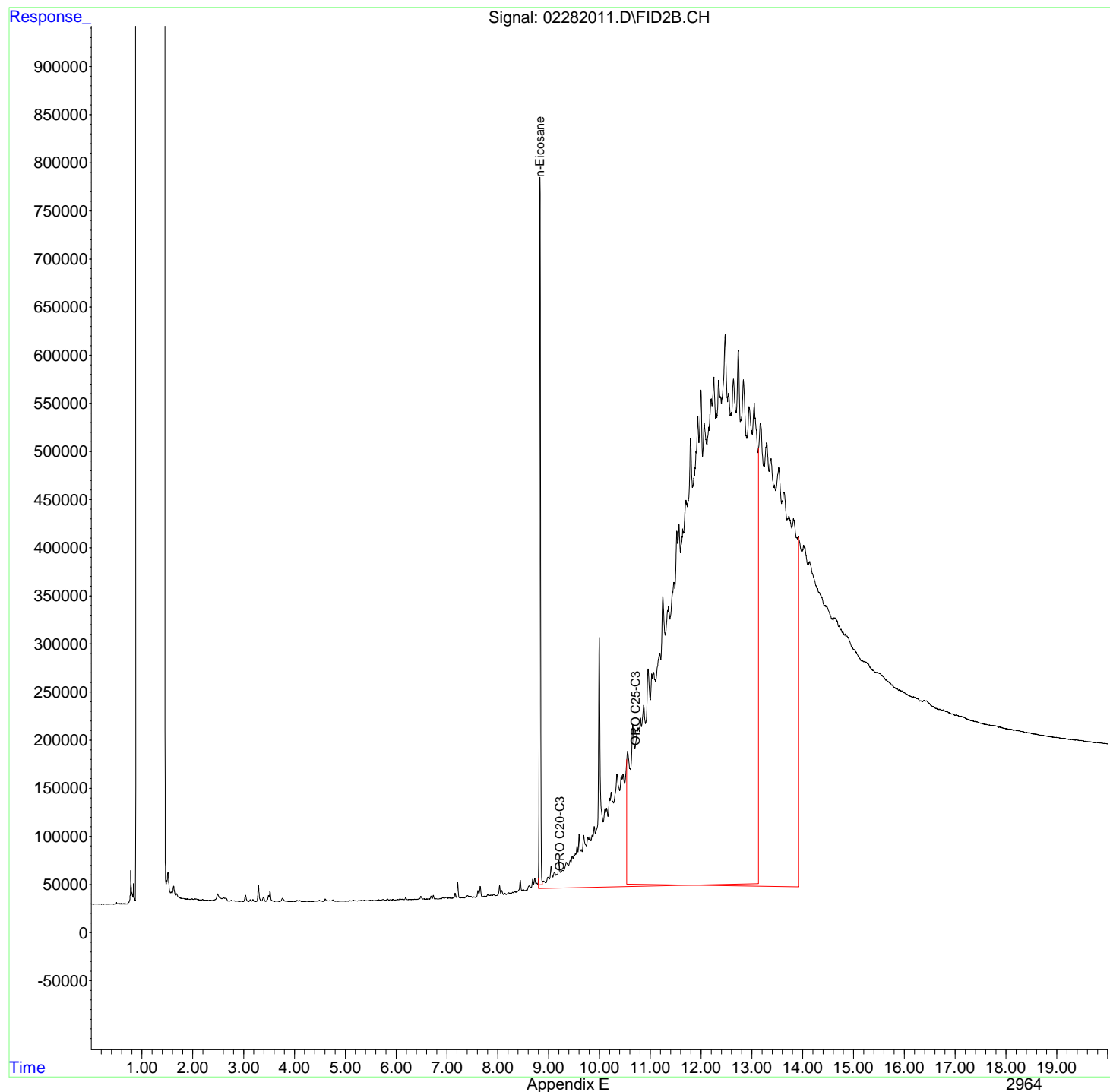
(f)=RT Delta > 1/2 Window

(m)=manual int.

Data Path : R:\2\DATA\022820\  
Data File : 02282011.D  
Signal(s) : FID2B.CH  
Acq On : 28 Feb 2020 1:31 pm  
Operator : GCSVOC-Dhiren  
Sample : ICAL2-ORO-022820  
Misc :  
ALS Vial : 11 Sample Multiplier: 1

Integration File: EVENTS.E  
Quant Time: Feb 28 16:28:43 2020  
Quant Method : Z:\HPCHEM\2\METHODS\022820DRO-ORO.M  
Quant Title : DRO-ORO 09-09-15 DRO/ORO  
QLast Update : Fri Feb 28 16:27:29 2020  
Response via : Initial Calibration  
Integrator: ChemStation 6890 Scale Mode: Large solvent peaks clipped

Volume Inj. :  
Signal Phase :  
Signal Info :





Data Path : R:\2\DATA\022820\  
 Data File : 02282012.D  
 Signal(s) : FID2B.CH  
 Acq On : 28 Feb 2020 1:58 pm  
 Operator : GCSVOC-Dhiren  
 Sample : ICAL3-ORO-022820  
 Misc :  
 ALS Vial : 12 Sample Multiplier: 1

Integration File: EVENTS.E  
 Quant Time: Feb 28 16:31:07 2020  
 Quant Method : Z:\HPCHEM\2\METHODS\022820DRO-ORO.M  
 Quant Title : DRO-ORO 09-09-15 DRO/ORO  
 QLast Update : Fri Feb 28 16:26:05 2020  
 Response via : Initial Calibration  
 Integrator: ChemStation 6890 Scale Mode: Large solvent peaks clipped

Volume Inj. :  
 Signal Phase :  
 Signal Info :

Compound	R.T.	Response	Conc Units
-----			
System Monitoring Compounds			
4) S n-Eicosane	8.830	16825611	9.425 ug/mLm
8) S1 Squalene	0.000	0	N.D. ug/mL
Target Compounds			
1) H DRO C10-C20	0.000	0	N.D. ug/mL
2) H DRO C10-C25	0.000	0	N.D. ug/mL
3) H DRO C10-C28	0.000	0	N.D. ug/mL
5) H1 ORO C20-C34	9.230	1012315251	919.680 ug/mLm
6) H1 ORO C25-C36	10.700	1215197095	925.212 ug/mLm
7) H1 DRO C10-C36	0.000	0	N.D. ug/mL
-----			

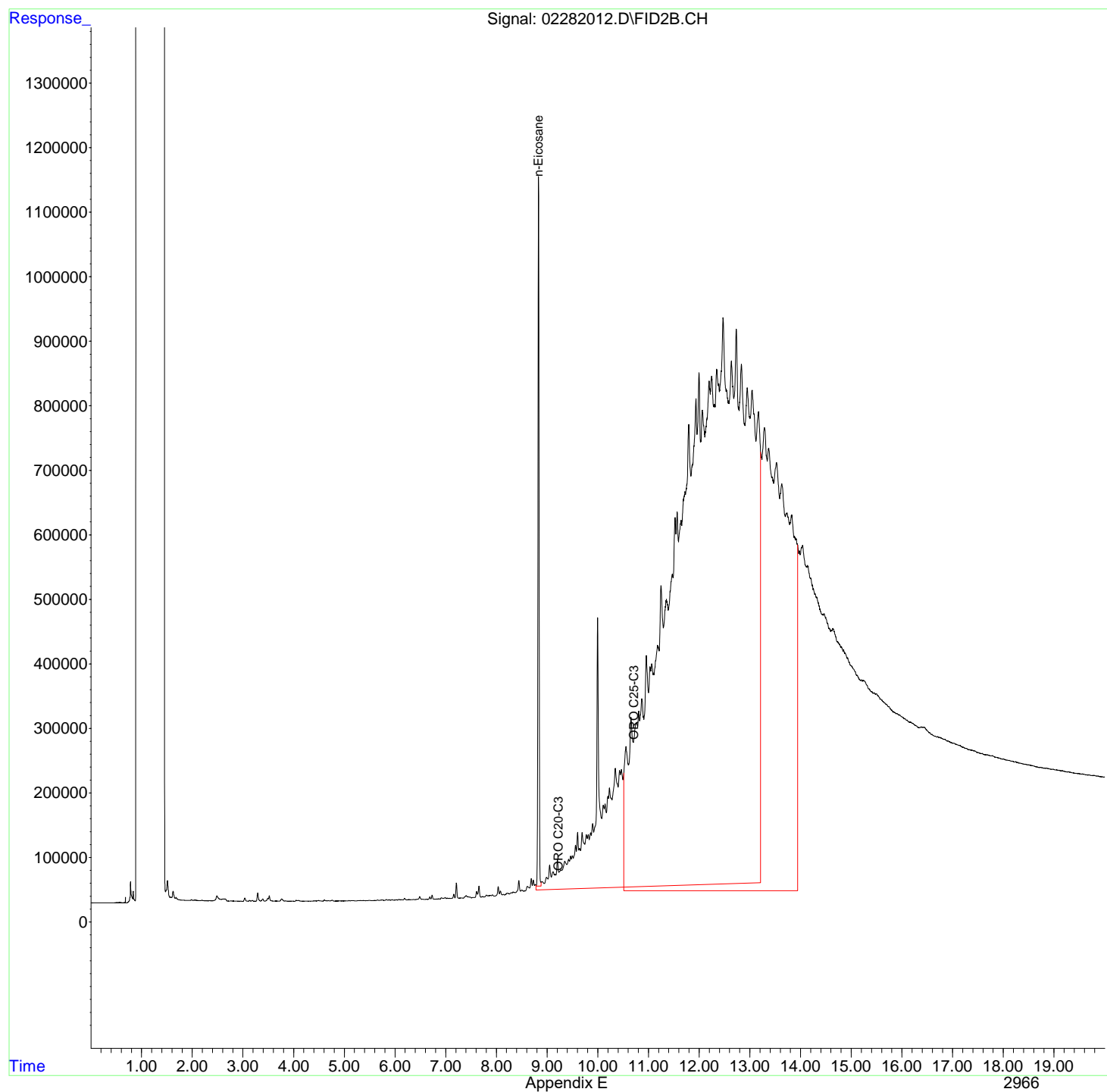
(f)=RT Delta > 1/2 Window

(m)=manual int.

Data Path : R:\2\DATA\022820\  
Data File : 02282012.D  
Signal(s) : FID2B.CH  
Acq On : 28 Feb 2020 1:58 pm  
Operator : GCSVOC-Dhiren  
Sample : ICAL3-ORO-022820  
Misc :  
ALS Vial : 12 Sample Multiplier: 1

Integration File: EVENTS.E  
Quant Time: Feb 28 16:31:07 2020  
Quant Method : Z:\HPCHEM\2\METHODS\022820DRO-ORO.M  
Quant Title : DRO-ORO 09-09-15 DRO/ORO  
QLast Update : Fri Feb 28 16:26:05 2020  
Response via : Initial Calibration  
Integrator: ChemStation 6890 Scale Mode: Large solvent peaks clipped

Volume Inj. :  
Signal Phase :  
Signal Info :



Data Path : R:\2\DATA\022820\  
 Data File : 02282013.D  
 Signal(s) : FID2B.CH  
 Acq On : 28 Feb 2020 2:26 pm  
 Operator : GCSVOC-Dhiren  
 Sample : ICAL4-ORO-022820  
 Misc :  
 ALS Vial : 13 Sample Multiplier: 1

Integration File: EVENTS.E  
 Quant Time: Feb 28 16:22:59 2020  
 Quant Method : Z:\HPCHEM\2\METHODS\022820DRO-ORO.M  
 Quant Title : DRO-ORO 09-09-15 DRO/ORO  
 QLast Update : Fri Feb 28 13:17:22 2020  
 Response via : Initial Calibration  
 Integrator: ChemStation 6890 Scale Mode: Large solvent peaks clipped

Volume Inj. :  
 Signal Phase :  
 Signal Info :

Compound	R.T.	Response	Conc	Units
-----				
System Monitoring Compounds				
4) S n-Eicosane	8.830	39386866	22.515	ug/mL
8) S1 Squalene	0.000	0	N.D.	ug/mL
Target Compounds				
1) H DRO C10-C20	0.000	0	N.D.	ug/mL
2) H DRO C10-C25	0.000	0	N.D.	ug/mL
3) H DRO C10-C28	0.000	0	N.D.	ug/mL
5) H1 ORO C20-C34	9.230	2290086064	1904.813	ug/mLm
6) H1 ORO C25-C36	10.700	2707102231	1906.042	ug/mLm
7) H1 DRO C10-C36	0.000	0	N.D.	ug/mL
-----				

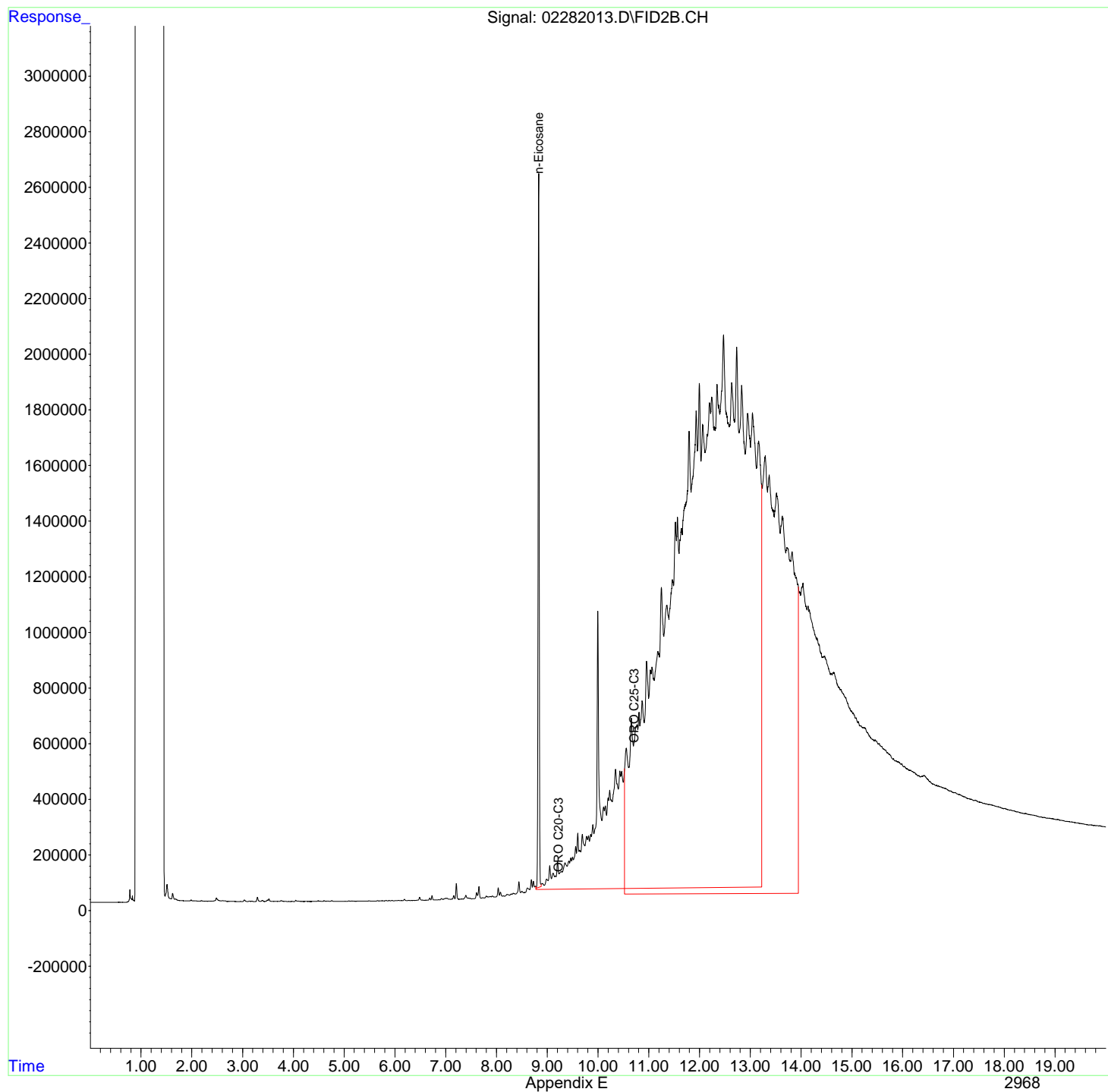
(f)=RT Delta > 1/2 Window

(m)=manual int.

Data Path : R:\2\DATA\022820\  
Data File : 02282013.D  
Signal(s) : FID2B.CH  
Acq On : 28 Feb 2020 2:26 pm  
Operator : GCSVOC-Dhiren  
Sample : ICAL4-ORO-022820  
Misc :  
ALS Vial : 13 Sample Multiplier: 1

Integration File: EVENTS.E  
Quant Time: Feb 28 16:22:59 2020  
Quant Method : Z:\HPCHEM\2\METHODS\022820DRO-ORO.M  
Quant Title : DRO-ORO 09-09-15 DRO/ORO  
QLast Update : Fri Feb 28 13:17:22 2020  
Response via : Initial Calibration  
Integrator: ChemStation 6890 Scale Mode: Large solvent peaks clipped

Volume Inj. :  
Signal Phase :  
Signal Info :



Data Path : R:\2\DATA\022820\  
 Data File : 02282014.D  
 Signal(s) : FID2B.CH  
 Acq On : 28 Feb 2020 2:53 pm  
 Operator : GCSVOC-Dhiren  
 Sample : ICAL5-ORO-022820  
 Misc :  
 ALS Vial : 14 Sample Multiplier: 1

Integration File: EVENTS.E  
 Quant Time: Feb 28 16:24:31 2020  
 Quant Method : Z:\HPCHEM\2\METHODS\022820DRO-ORO.M  
 Quant Title : DRO-ORO 09-09-15 DRO/ORO  
 QLast Update : Fri Feb 28 16:23:13 2020  
 Response via : Initial Calibration  
 Integrator: ChemStation 6890 Scale Mode: Large solvent peaks clipped

Volume Inj. :  
 Signal Phase :  
 Signal Info :

Compound	R.T.	Response	Conc	Units
-----				
System Monitoring Compounds				
4) S n-Eicosane	8.830	47907992	26.612	ug/mL
8) S1 Squalene	0.000	0	N.D.	ug/mL
Target Compounds				
1) H DRO C10-C20	0.000	0	N.D.	ug/mL
2) H DRO C10-C25	0.000	0	N.D.	ug/mL
3) H DRO C10-C28	0.000	0	N.D.	ug/mL
5) H1 ORO C20-C34	9.230	5361987562	4471.055	ug/mLm
6) H1 ORO C25-C36	10.700	6368407366	4501.447	ug/mLm
7) H1 DRO C10-C36	0.000	0	N.D.	ug/mL
-----				

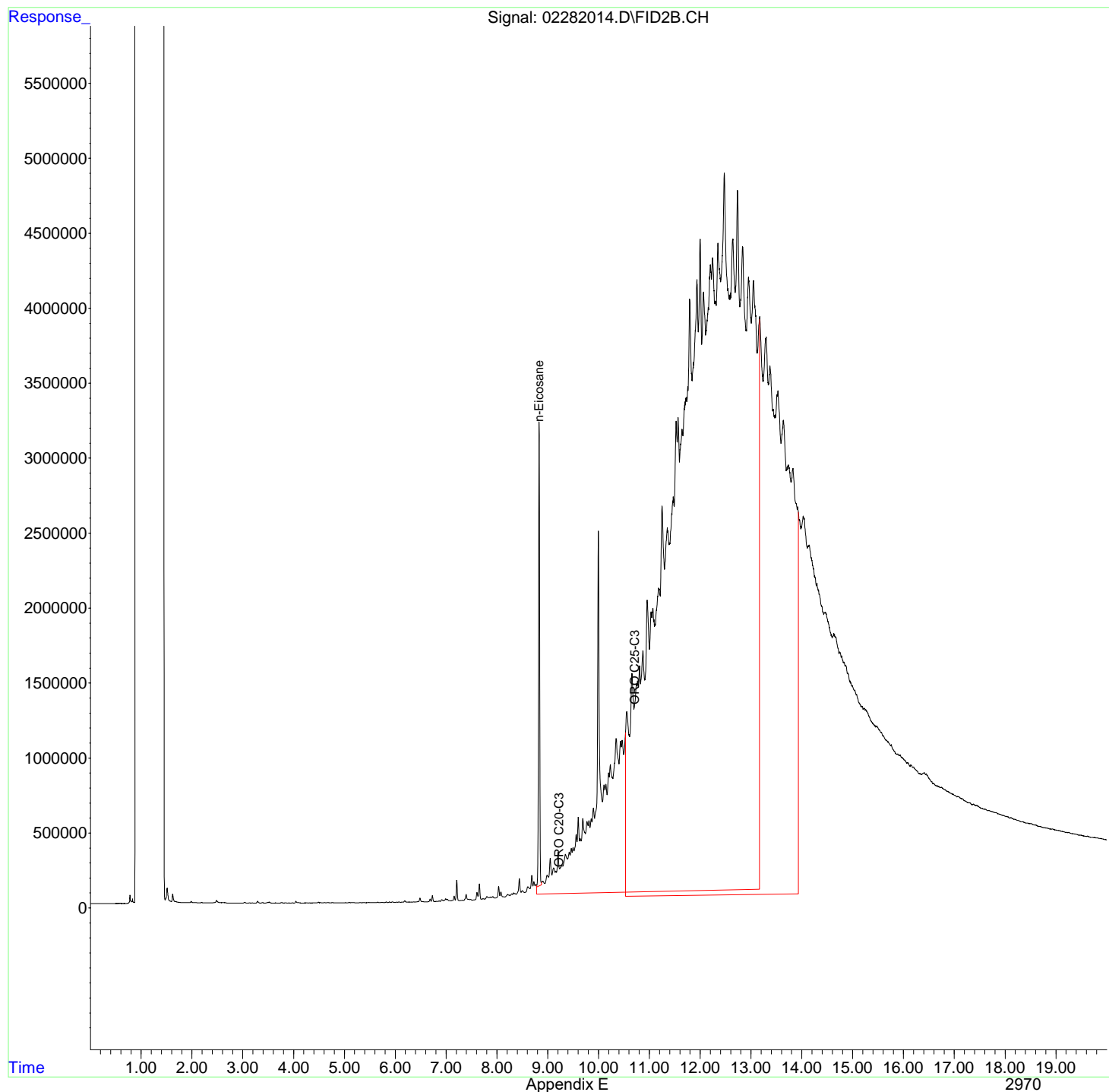
(f)=RT Delta > 1/2 Window

(m)=manual int.

Data Path : R:\2\DATA\022820\  
Data File : 02282014.D  
Signal(s) : FID2B.CH  
Acq On : 28 Feb 2020 2:53 pm  
Operator : GCSVOC-Dhiren  
Sample : ICAL5-ORO-022820  
Misc :  
ALS Vial : 14 Sample Multiplier: 1

Integration File: EVENTS.E  
Quant Time: Feb 28 16:24:31 2020  
Quant Method : Z:\HPCHEM\2\METHODS\022820DRO-ORO.M  
Quant Title : DRO-ORO 09-09-15 DRO/ORO  
QLast Update : Fri Feb 28 16:23:13 2020  
Response via : Initial Calibration  
Integrator: ChemStation 6890 Scale Mode: Large solvent peaks clipped

Volume Inj. :  
Signal Phase :  
Signal Info :



Data Path : R:\2\DATA\022820\  
 Data File : 02282015.D  
 Signal(s) : FID2B.CH  
 Acq On : 28 Feb 2020 3:20 pm  
 Operator : GCSVOC-Dhiren  
 Sample : ICAL6-ORO-022820  
 Misc :  
 ALS Vial : 15 Sample Multiplier: 1

Integration File: EVENTS.E  
 Quant Time: Feb 28 16:25:51 2020  
 Quant Method : Z:\HPCHEM\2\METHODS\022820DRO-ORO.M  
 Quant Title : DRO-ORO 09-09-15 DRO/ORO  
 QLast Update : Fri Feb 28 16:24:44 2020  
 Response via : Initial Calibration  
 Integrator: ChemStation 6890 Scale Mode: Large solvent peaks clipped

Volume Inj. :  
 Signal Phase :  
 Signal Info :

Compound	R.T.	Response	Conc	Units
-----				
System Monitoring Compounds				
4) S n-Eicosane	8.830	94381592	50.949	ug/mLm
8) S1 Squalene	0.000	0	N.D.	ug/mL
Target Compounds				
1) H DRO C10-C20	0.000	0	N.D.	ug/mL
2) H DRO C10-C25	0.000	0	N.D.	ug/mL
3) H DRO C10-C28	0.000	0	N.D.	ug/mL
5) H1 ORO C20-C34	9.230	11034923001	9485.881	ug/mLm
6) H1 ORO C25-C36	10.700	13173356082	9591.075	ug/mLm
7) H1 DRO C10-C36	0.000	0	N.D.	ug/mL
-----				

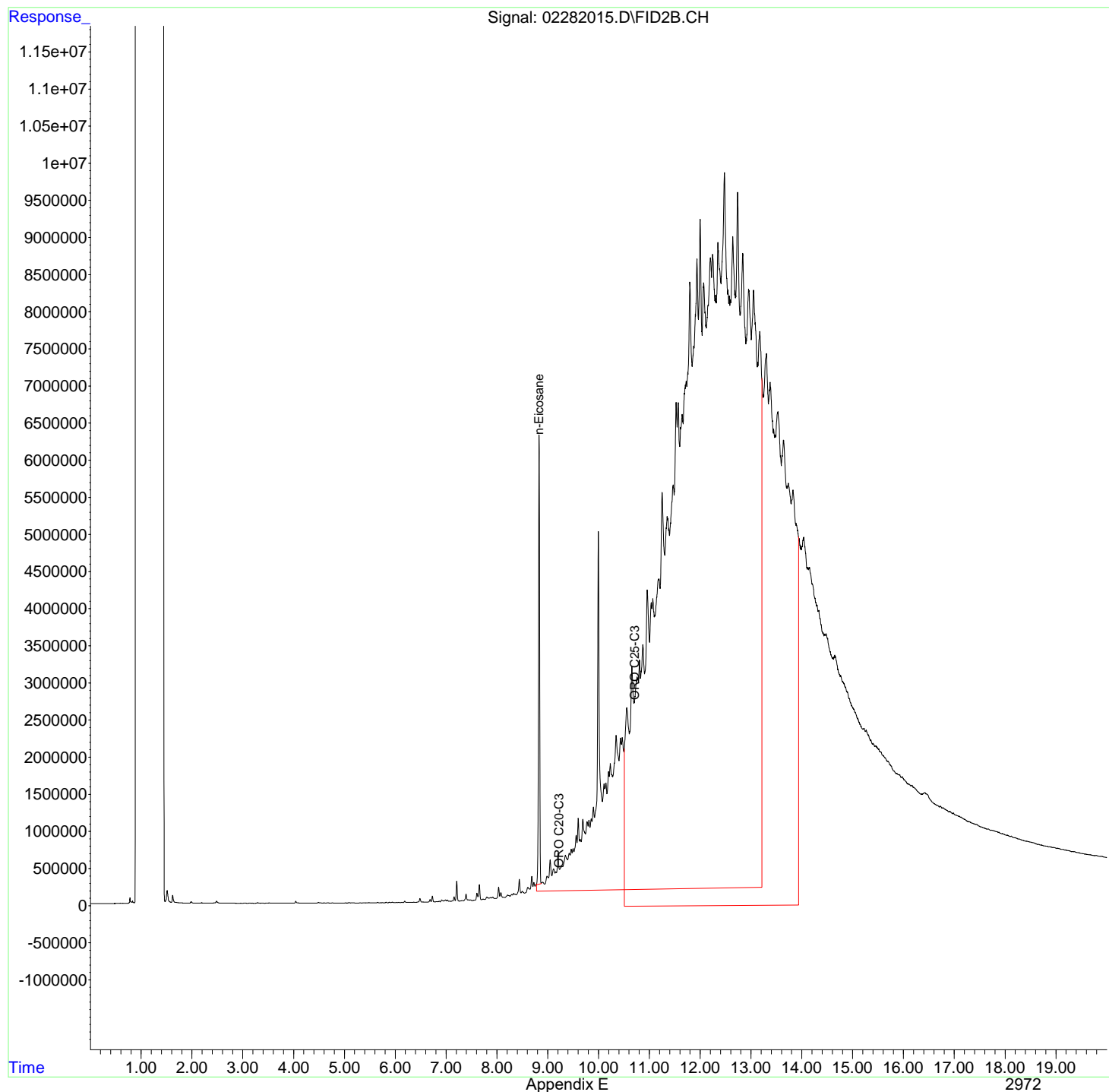
(f)=RT Delta > 1/2 Window

(m)=manual int.

Data Path : R:\2\DATA\022820\  
Data File : 02282015.D  
Signal(s) : FID2B.CH  
Acq On : 28 Feb 2020 3:20 pm  
Operator : GCSVOC-Dhiren  
Sample : ICAL6-ORO-022820  
Misc :  
ALS Vial : 15 Sample Multiplier: 1

Integration File: EVENTS.E  
Quant Time: Feb 28 16:25:51 2020  
Quant Method : Z:\HPCHEM\2\METHODS\022820DRO-ORO.M  
Quant Title : DRO-ORO 09-09-15 DRO/ORO  
QLast Update : Fri Feb 28 16:24:44 2020  
Response via : Initial Calibration  
Integrator: ChemStation 6890 Scale Mode: Large solvent peaks clipped

Volume Inj. :  
Signal Phase :  
Signal Info :





Data Path : R:\2\DATA\022820\  
 Data File : 02282019.D  
 Signal(s) : FID2B.CH  
 Acq On : 28 Feb 2020 4:42 pm  
 Operator : GCSVOC-Dhiren  
 Sample : ICV-ORO-022820  
 Misc :  
 ALS Vial : 16 Sample Multiplier: 1

Integration File: EVENTS.E  
 Quant Time: Mar 02 10:21:23 2020  
 Quant Method : Z:\HPCHEM\2\METHODS\022820DRO-ORO.M  
 Quant Title : DRO-ORO 09-09-15 DRO/ORO  
 QLast Update : Fri Feb 28 16:32:12 2020  
 Response via : Initial Calibration  
 Integrator: ChemStation 6890 Scale Mode: Large solvent peaks clipped

Volume Inj. :  
 Signal Phase :  
 Signal Info :

Min. RRF : 0.000 Min. Rel. Area : 50% Max. R.T. Dev 0.50min  
 Max. RRF Dev : 15% Max. Rel. Area : 150%

	Compound	Amount	Calc.	%Dev	Area%	Dev (Min)
4 S	n-Eicosane	10.000	10.323	-3.2	0	0.00
5 H1	ORO C20-C34	1000.000	1048.669	-4.9	0	0.00
6 H1	ORO C25-C36	1000.000	1012.673	-1.3	0	0.00
7 H1	DRO C10-C36	1000.000	-110.518	111.1#	0	-8.40#

Evaluate Continuing Calibration Report - Not Finds

1 H	DRO C10-C20	1000.000	0.000	100.0#	0	-5.05#
2 H	DRO C10-C25	1000.000	0.000	100.0#	0	-5.15#
3 H	DRO C10-C28	1000.000	0.000	100.0#	0	-6.85#
8 S1	Squalene	20.000	0.000	100.0#	0	-11.56#

(#) = Out of Range

SPCC's out = 0 CCC's out = 0

Data Path : R:\2\DATA\022820\  
 Data File : 02282019.D  
 Signal(s) : FID2B.CH  
 Acq On : 28 Feb 2020 4:42 pm  
 Operator : GCSVOC-Dhiren  
 Sample : ICV-ORO-022820  
 Misc :  
 ALS Vial : 16 Sample Multiplier: 1

Integration File: EVENTS.E  
 Quant Time: Mar 02 10:21:23 2020  
 Quant Method : Z:\HPCHEM\2\METHODS\022820DRO-ORO.M  
 Quant Title : DRO-ORO 09-09-15 DRO/ORO  
 QLast Update : Fri Feb 28 16:32:12 2020  
 Response via : Initial Calibration  
 Integrator: ChemStation 6890 Scale Mode: Large solvent peaks clipped

Volume Inj. :  
 Signal Phase :  
 Signal Info :

Compound	R.T.	Response	Conc	Units
-----				
System Monitoring Compounds				
4) S n-Eicosane	8.829	20286320	10.323	ug/mL
8) S1 Squalene	0.000	0	N.D.	ug/mL
Target Compounds				
1) H DRO C10-C20	0.000	0	N.D.	ug/mL
2) H DRO C10-C25	0.000	0	N.D.	ug/mL
3) H DRO C10-C28	0.000	0	N.D.	ug/mL
5) H1 ORO C20-C34	9.230	1225012496	1048.669	ug/mLm
6) H1 ORO C25-C36	10.700	1423053499	1012.673	ug/mLm
7) H1 DRO C10-C36	0.000	0	N.D.	ug/mL
-----				

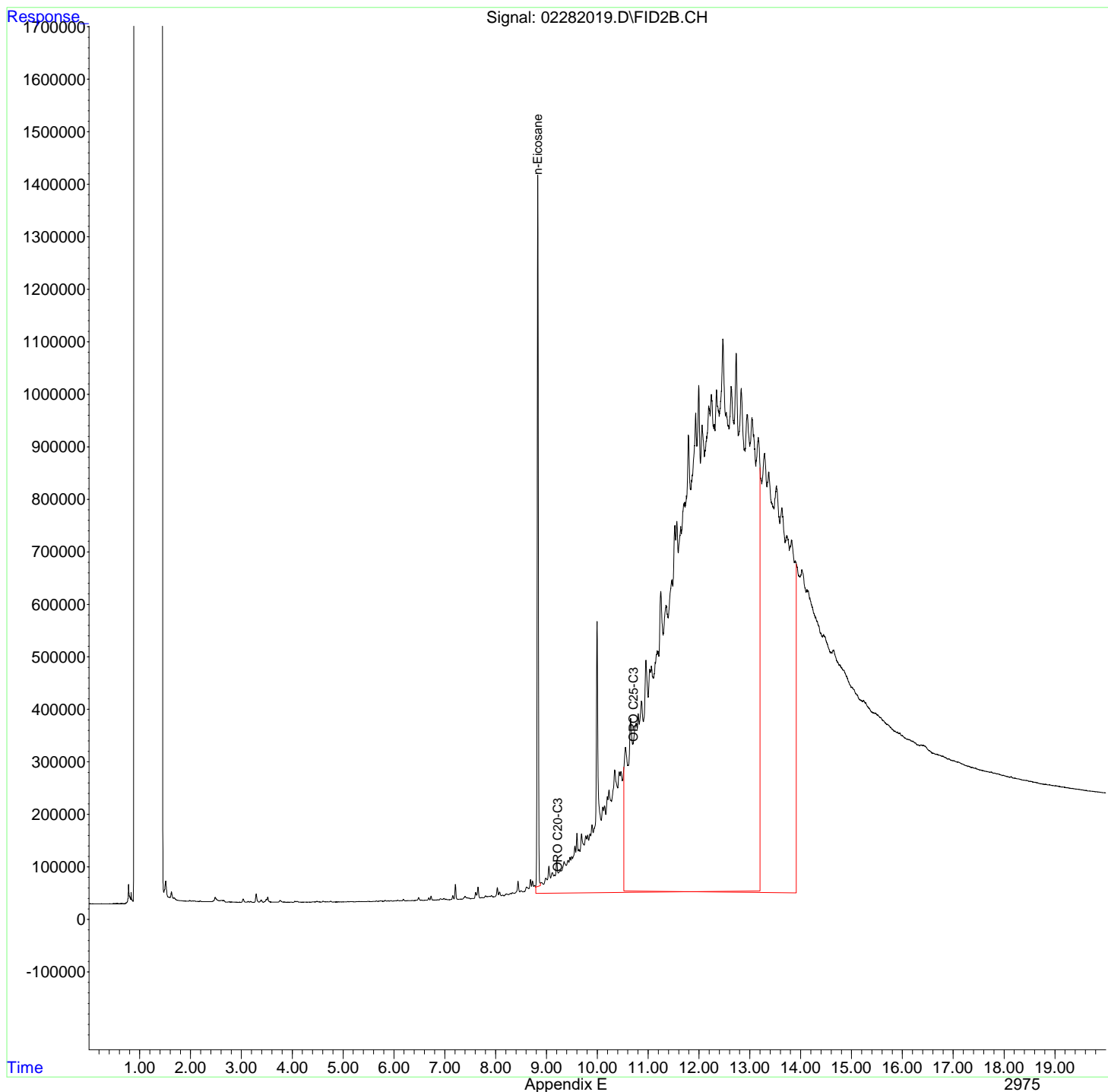
(f)=RT Delta > 1/2 Window

(m)=manual int.

Data Path : R:\2\DATA\022820\  
Data File : 02282019.D  
Signal(s) : FID2B.CH  
Acq On : 28 Feb 2020 4:42 pm  
Operator : GCSVOC-Dhiren  
Sample : ICV-ORO-022820  
Misc :  
ALS Vial : 16 Sample Multiplier: 1

Integration File: EVENTS.E  
Quant Time: Mar 02 10:21:23 2020  
Quant Method : Z:\HPCHEM\2\METHODS\022820DRO-ORO.M  
Quant Title : DRO-ORO 09-09-15 DRO/ORO  
QLast Update : Fri Feb 28 16:32:12 2020  
Response via : Initial Calibration  
Integrator: ChemStation 6890 Scale Mode: Large solvent peaks clipped

Volume Inj. :  
Signal Phase :  
Signal Info :



Data Path : R:\2\DATA\022820\  
 Data File : 02282020.D  
 Signal(s) : FID2B.CH  
 Acq On : 28 Feb 2020 5:10 pm  
 Operator : GCSVOC-Dhiren  
 Sample : MB-51084  
 Misc :  
 ALS Vial : 17 Sample Multiplier: 1

Integration File: EVENTS.E  
 Quant Time: Mar 02 10:21:49 2020  
 Quant Method : Z:\HPCHEM\2\METHODS\022820DRO-ORO.M  
 Quant Title : DRO-ORO 09-09-15 DRO/ORO  
 QLast Update : Fri Feb 28 16:32:12 2020  
 Response via : Initial Calibration  
 Integrator: ChemStation 6890 Scale Mode: Large solvent peaks clipped

Volume Inj. :  
 Signal Phase :  
 Signal Info :

Compound	R.T.	Response	Conc	Units
-----				
System Monitoring Compounds				
4) S n-Eicosane	8.830	26372550	13.601	ug/mL
8) S1 Squalene	11.558	22746212	13.638	ug/mL
Target Compounds				
1) H DRO C10-C20	0.000	0	N.D.	ug/mL
2) H DRO C10-C25	0.000	0	N.D.	ug/mL
3) H DRO C10-C28	0.000	0	N.D.	ug/mL
5) H1 ORO C20-C34	0.000	0	N.D.	ug/mL
6) H1 ORO C25-C36	0.000	0	N.D.	ug/mL
7) H1 DRO C10-C36	0.000	0	N.D.	ug/mL
-----				

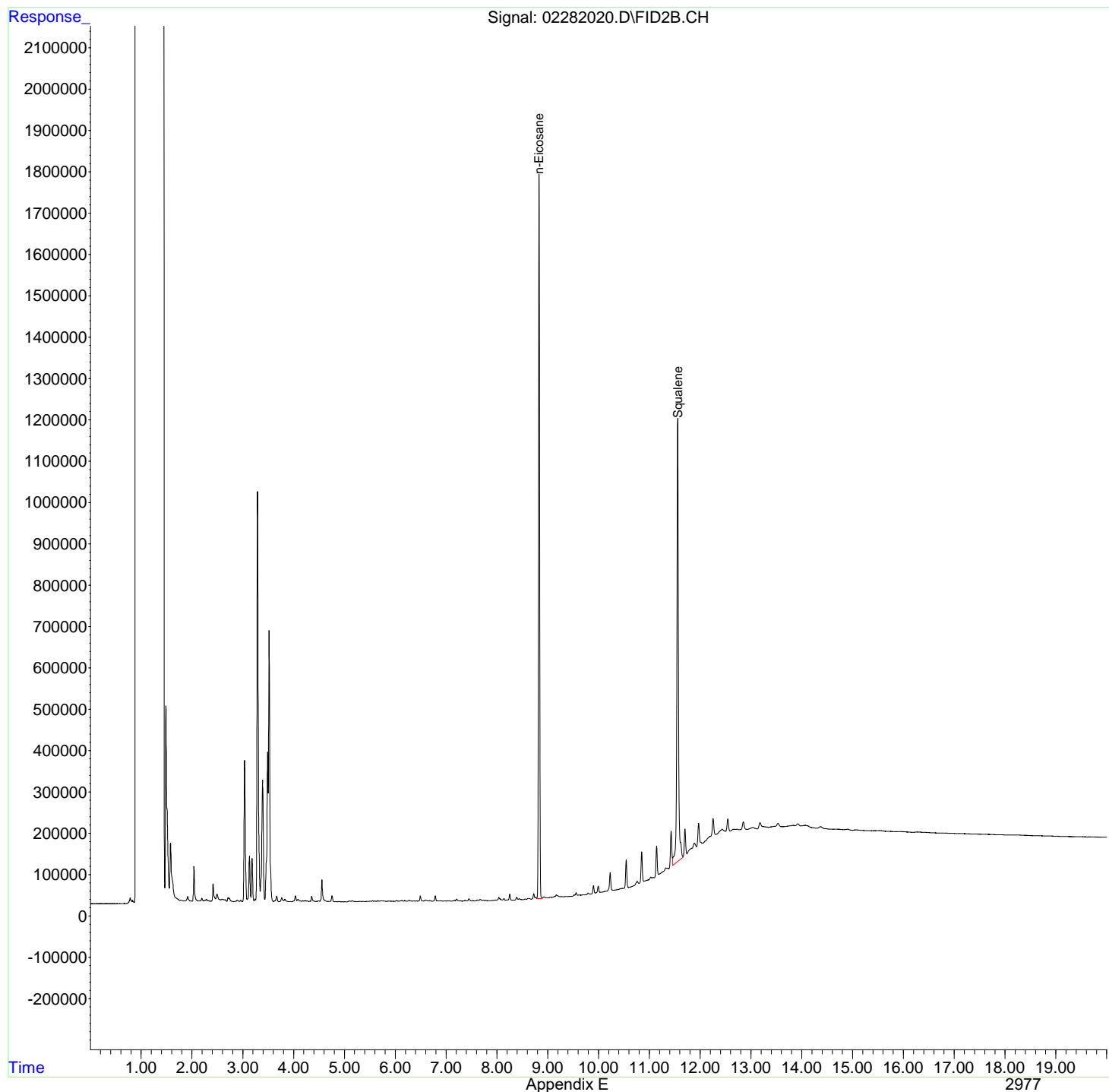
(f)=RT Delta > 1/2 Window

(m)=manual int.

Data Path : R:\2\DATA\022820\  
Data File : 02282020.D  
Signal(s) : FID2B.CH  
Acq On : 28 Feb 2020 5:10 pm  
Operator : GCSVOC-Dhiren  
Sample : MB-51084  
Misc :  
ALS Vial : 17 Sample Multiplier: 1

Integration File: EVENTS.E  
Quant Time: Mar 02 10:21:49 2020  
Quant Method : Z:\HPCHEM\2\METHODS\022820DRO-ORO.M  
Quant Title : DRO-ORO 09-09-15 DRO/ORO  
QLast Update : Fri Feb 28 16:32:12 2020  
Response via : Initial Calibration  
Integrator: ChemStation 6890 Scale Mode: Large solvent peaks clipped

Volume Inj. :  
Signal Phase :  
Signal Info :



Data Path : R:\2\DATA\022820\  
 Data File : 02282021.D  
 Signal(s) : FID2B.CH  
 Acq On : 28 Feb 2020 5:37 pm  
 Operator : GCSVOC-Dhiren  
 Sample : LOQ-51084  
 Misc :  
 ALS Vial : 18 Sample Multiplier: 1

Integration File: EVENTS.E  
 Quant Time: Mar 02 17:06:55 2020  
 Quant Method : Z:\HPCHEM\2\METHODS\022820DRO-ORO.M  
 Quant Title : DRO-ORO 09-09-15 DRO/ORO  
 QLast Update : Fri Feb 28 16:32:12 2020  
 Response via : Initial Calibration  
 Integrator: ChemStation 6890 Scale Mode: Large solvent peaks clipped

Volume Inj. :  
 Signal Phase :  
 Signal Info :

Compound	R.T.	Response	Conc Units
-----			
System Monitoring Compounds			
4) S n-Eicosane	8.829	26421908	13.628 ug/mLm
8) S1 Squalene	11.558	22731507	13.628 ug/mL
Target Compounds			
1) H DRO C10-C20	5.050	69128297	30.117 ug/mLm
2) H DRO C10-C25	5.150	103830605	47.545 ug/mLm
3) H DRO C10-C28	6.850	123339905	50.588 ug/mL
5) H1 ORO C20-C34	9.230	315105091	201.495 ug/mLm
6) H1 ORO C25-C36	10.700	388313212	202.332 ug/mLm
7) H1 DRO C10-C36	0.000	0	N.D. ug/mL
-----			

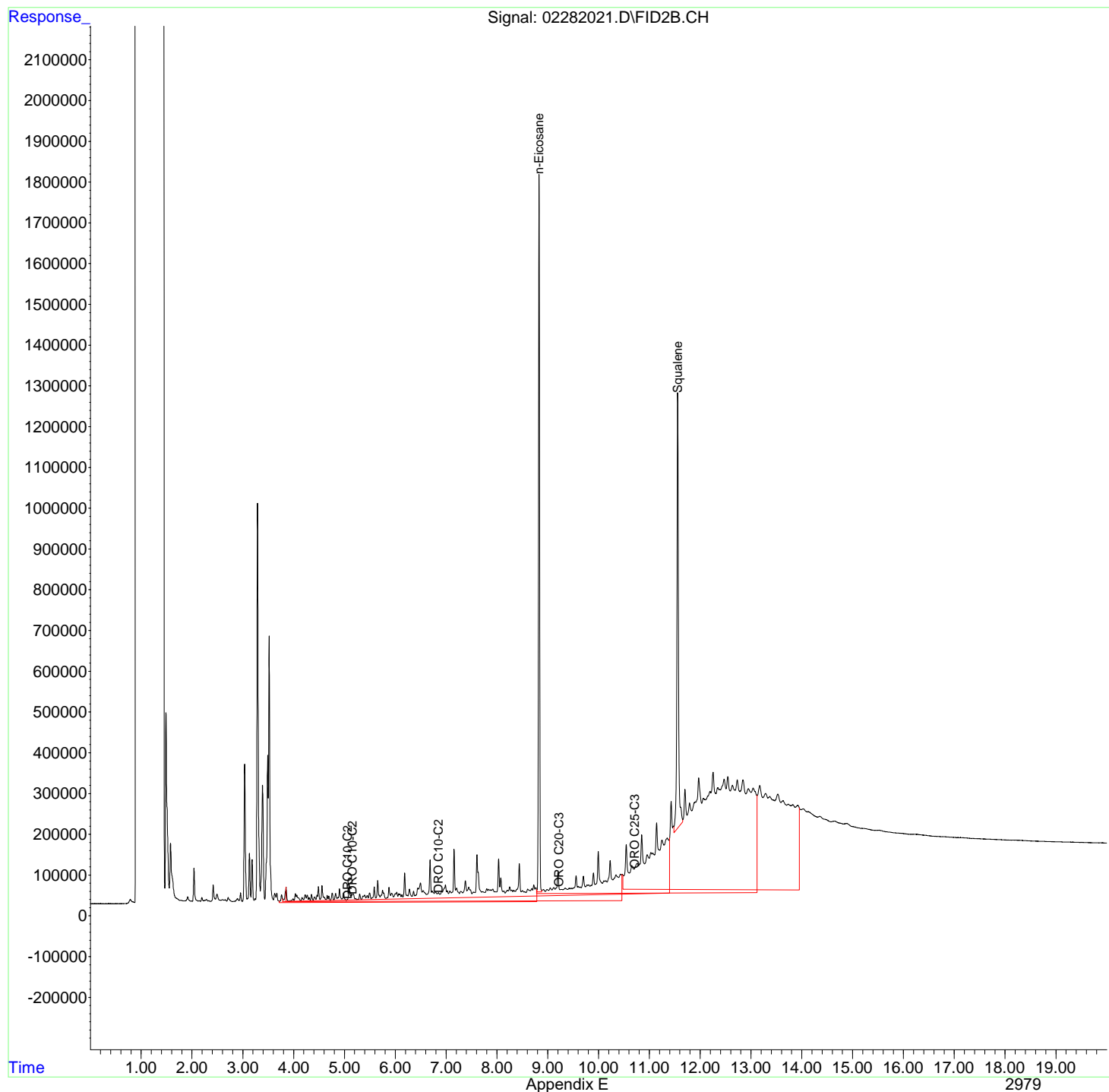
(f)=RT Delta > 1/2 Window

(m)=manual int.

Data Path : R:\2\DATA\022820\  
Data File : 02282021.D  
Signal(s) : FID2B.CH  
Acq On : 28 Feb 2020 5:37 pm  
Operator : GCSVOC-Dhiren  
Sample : LOQ-51084  
Misc :  
ALS Vial : 18 Sample Multiplier: 1

Integration File: EVENTS.E  
Quant Time: Mar 02 17:06:55 2020  
Quant Method : Z:\HPCHEM\2\METHODS\022820DRO-ORO.M  
Quant Title : DRO-ORO 09-09-15 DRO/ORO  
QLast Update : Fri Feb 28 16:32:12 2020  
Response via : Initial Calibration  
Integrator: ChemStation 6890 Scale Mode: Large solvent peaks clipped

Volume Inj. :  
Signal Phase :  
Signal Info :



Data Path : R:\2\DATA\022820\  
 Data File : 02282022.D  
 Signal(s) : FID2B.CH  
 Acq On : 28 Feb 2020 6:04 pm  
 Operator : GCSVOC-Dhiren  
 Sample : LOD-51084  
 Misc : Aqueous  
 ALS Vial : 19 Sample Multiplier: 1

Integration File: EVENTS.E  
 Quant Time: Mar 02 17:09:16 2020  
 Quant Method : Z:\HPCHEM\2\METHODS\022820DRO-ORO.M  
 Quant Title : DRO-ORO 09-09-15 DRO/ORO  
 QLast Update : Fri Feb 28 16:32:12 2020  
 Response via : Initial Calibration  
 Integrator: ChemStation 6890 Scale Mode: Large solvent peaks clipped

Volume Inj. :  
 Signal Phase :  
 Signal Info :

Compound	R.T.	Response	Conc Units
-----			
System Monitoring Compounds			
4) S n-Eicosane	8.830	22348047	11.433 ug/mL
8) S1 Squalene	11.557	19264208	11.434 ug/mL
Target Compounds			
1) H DRO C10-C20	5.050	56374144	21.550 ug/mLm
2) H DRO C10-C25	5.150	83511742	35.852 ug/mLm
3) H DRO C10-C28	6.850	113200897	44.876 ug/mLm
5) H1 ORO C20-C34	9.230	262195019	152.233 ug/mLm
6) H1 ORO C25-C36	10.700	323569279	151.628 ug/mLm
7) H1 DRO C10-C36	8.400	436361393	140.412 ug/mL
-----			

(f)=RT Delta > 1/2 Window

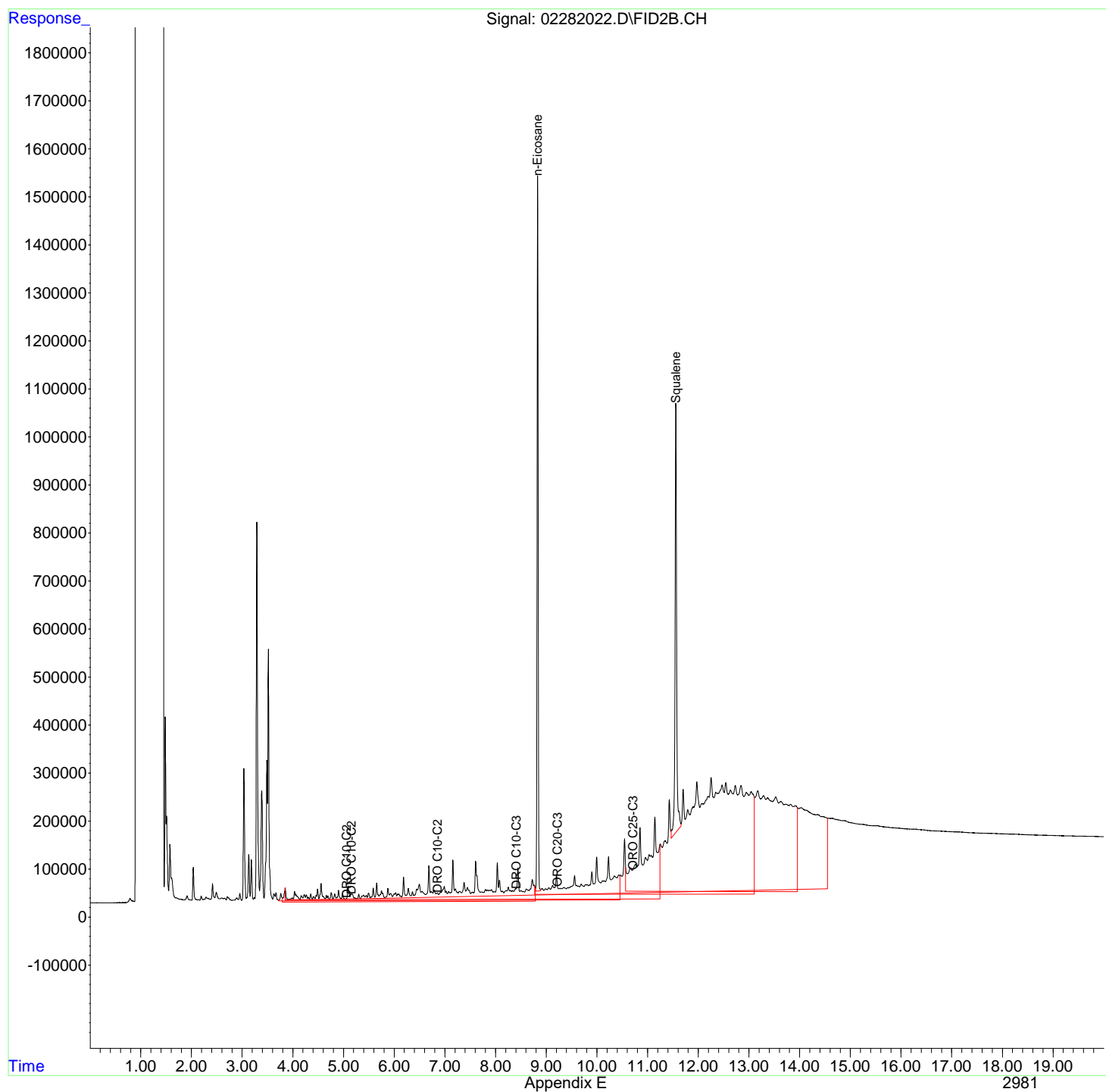
(m)=manual int.



Data Path : R:\2\DATA\022820\  
Data File : 02282022.D  
Signal(s) : FID2B.CH  
Acq On : 28 Feb 2020 6:04 pm  
Operator : GCSVOC-Dhiren  
Sample : LOD-51084  
Misc : Aqueous  
ALS Vial : 19 Sample Multiplier: 1

Integration File: EVENTS.E  
Quant Time: Mar 02 17:09:16 2020  
Quant Method : Z:\HPCHEM\2\METHODS\022820DRO-ORO.M  
Quant Title : DRO-ORO 09-09-15 DRO/ORO  
QLast Update : Fri Feb 28 16:32:12 2020  
Response via : Initial Calibration  
Integrator: ChemStation 6890 Scale Mode: Large solvent peaks clipped

Volume Inj. :  
Signal Phase :  
Signal Info :



Data Path : R:\2\DATA\022820\  
 Data File : 02282023.D  
 Signal(s) : FID2B.CH  
 Acq On : 28 Feb 2020 6:31 pm  
 Operator : GCSVOC-Dhiren  
 Sample : IDMP-1  
 Misc : Aqueous  
 ALS Vial : 20 Sample Multiplier: 1

Integration File: EVENTS.E  
 Quant Time: Mar 02 17:10:18 2020  
 Quant Method : Z:\HPCHEM\2\METHODS\022820DRO-ORO.M  
 Quant Title : DRO-ORO 09-09-15 DRO/ORO  
 QLast Update : Fri Feb 28 16:32:12 2020  
 Response via : Initial Calibration  
 Integrator: ChemStation 6890 Scale Mode: Large solvent peaks clipped

Volume Inj. :  
 Signal Phase :  
 Signal Info :

Compound	R.T.	Response	Conc Units
-----			
System Monitoring Compounds			
4) S n-Eicosane	8.829	3841656	1.466 ug/mLm
8) S1 Squalene	0.000	0	N.D. ug/mL
Target Compounds			
1) H DRO C10-C20	5.050	570247453	366.717 ug/mLm
2) H DRO C10-C25	5.150	737273031	412.071 ug/mLm
3) H DRO C10-C28	6.850	916502442	497.419 ug/mLm
5) H1 ORO C20-C34	9.230	458469299	334.975 ug/mLm
6) H1 ORO C25-C36	10.700	587583174	358.387 ug/mLm
7) H1 DRO C10-C36	0.000	0	N.D. ug/mL
-----			

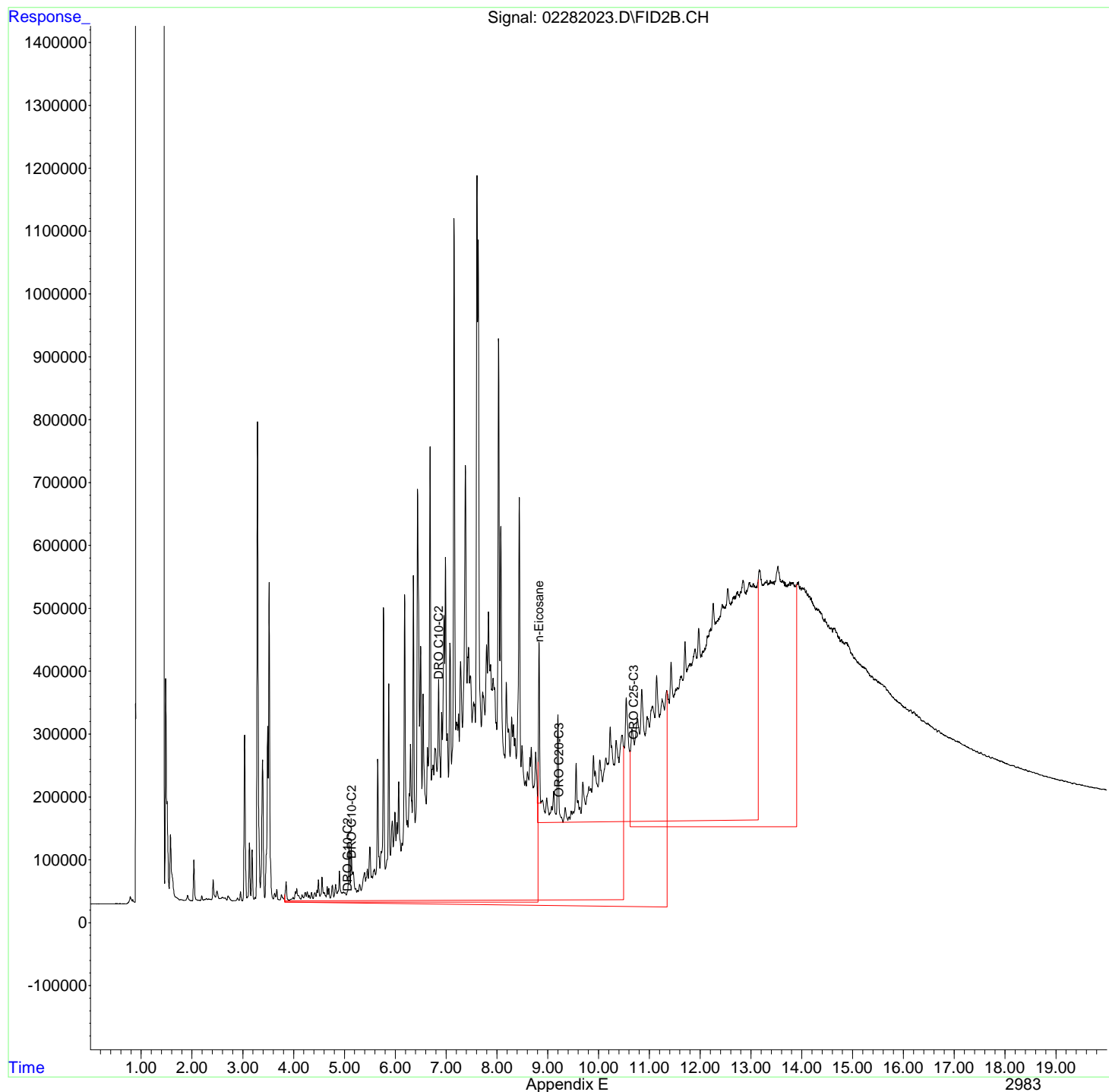
(f)=RT Delta > 1/2 Window

(m)=manual int.

Data Path : R:\2\DATA\022820\  
Data File : 02282023.D  
Signal(s) : FID2B.CH  
Acq On : 28 Feb 2020 6:31 pm  
Operator : GCSVOC-Dhiren  
Sample : IDMP-1  
Misc : Aqueous  
ALS Vial : 20 Sample Multiplier: 1

Integration File: EVENTS.E  
Quant Time: Mar 02 17:10:18 2020  
Quant Method : Z:\HPCHEM\2\METHODS\022820DRO-ORO.M  
Quant Title : DRO-ORO 09-09-15 DRO/ORO  
QLast Update : Fri Feb 28 16:32:12 2020  
Response via : Initial Calibration  
Integrator: ChemStation 6890 Scale Mode: Large solvent peaks clipped

Volume Inj. :  
Signal Phase :  
Signal Info :



Data Path : R:\2\DATA\022820\  
 Data File : 02282024.D  
 Signal(s) : FID2B.CH  
 Acq On : 28 Feb 2020 6:59 pm  
 Operator : GCSVOC-Dhiren  
 Sample : IDMP-2  
 Misc : Aqueous  
 ALS Vial : 21 Sample Multiplier: 1

Integration File: EVENTS.E  
 Quant Time: Mar 02 17:11:36 2020  
 Quant Method : Z:\HPCHEM\2\METHODS\022820DRO-ORO.M  
 Quant Title : DRO-ORO 09-09-15 DRO/ORO  
 QLast Update : Fri Feb 28 16:32:12 2020  
 Response via : Initial Calibration  
 Integrator: ChemStation 6890 Scale Mode: Large solvent peaks clipped

Volume Inj. :  
 Signal Phase :  
 Signal Info :

Compound	R.T.	Response	Conc Units
-----			
System Monitoring Compounds			
4) S n-Eicosane	8.829	45165978	23.724 ug/mLm
8) S1 Squalene	11.557	37022345	22.671 ug/mL
Target Compounds			
1) H DRO C10-C20	5.050	551752355	354.294 ug/mLm
2) H DRO C10-C25	5.150	711790518	397.406 ug/mLm
3) H DRO C10-C28	6.850	867777718	469.969 ug/mLm
5) H1 ORO C20-C34	9.230	536576532	407.698 ug/mLm
6) H1 ORO C25-C36	10.700	664005623	418.236 ug/mLm
7) H1 DRO C10-C36	0.000	0	N.D. ug/mL
-----			

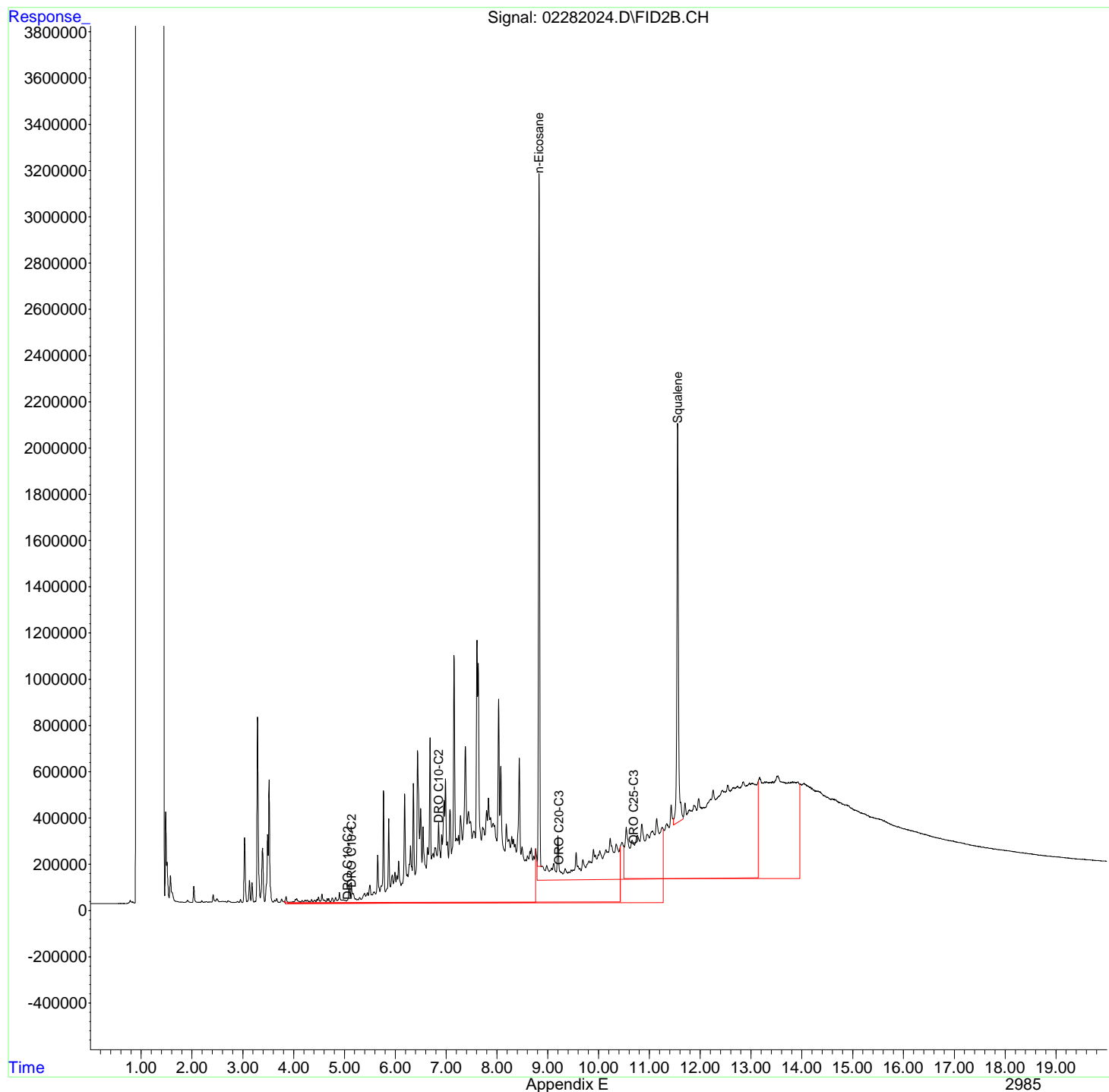
(f)=RT Delta > 1/2 Window

(m)=manual int.

Data Path : R:\2\DATA\022820\  
Data File : 02282024.D  
Signal(s) : FID2B.CH  
Acq On : 28 Feb 2020 6:59 pm  
Operator : GCSVOC-Dhiren  
Sample : IDMP-2  
Misc : Aqueous  
ALS Vial : 21 Sample Multiplier: 1

Integration File: EVENTS.E  
Quant Time: Mar 02 17:11:36 2020  
Quant Method : Z:\HPCHEM\2\METHODS\022820DRO-ORO.M  
Quant Title : DRO-ORO 09-09-15 DRO/ORO  
QLast Update : Fri Feb 28 16:32:12 2020  
Response via : Initial Calibration  
Integrator: ChemStation 6890 Scale Mode: Large solvent peaks clipped

Volume Inj. :  
Signal Phase :  
Signal Info :



Data Path : R:\2\DATA\022820\  
 Data File : 02282025.D  
 Signal(s) : FID2B.CH  
 Acq On : 28 Feb 2020 7:26 pm  
 Operator : GCSVOC-Dhiren  
 Sample : IDMP-3  
 Misc : Aqueous  
 ALS Vial : 22 Sample Multiplier: 1

Integration File: EVENTS.E  
 Quant Time: Mar 02 17:12:37 2020  
 Quant Method : Z:\HPCHEM\2\METHODS\022820DRO-ORO.M  
 Quant Title : DRO-ORO 09-09-15 DRO/ORO  
 QLast Update : Fri Feb 28 16:32:12 2020  
 Response via : Initial Calibration  
 Integrator: ChemStation 6890 Scale Mode: Large solvent peaks clipped

Volume Inj. :  
 Signal Phase :  
 Signal Info :

Compound	R.T.	Response	Conc Units
-----			
System Monitoring Compounds			
4) S n-Eicosane	8.828	31377701	16.297 ug/mLm
8) S1 Squalene	11.557	23323432	14.003 ug/mL
Target Compounds			
1) H DRO C10-C20	5.050	700658801	454.314 ug/mLm
2) H DRO C10-C25	5.150	930832397	523.458 ug/mLm
3) H DRO C10-C28	6.850	1110759643	606.854 ug/mLm
5) H1 ORO C20-C34	9.230	619497261	484.901 ug/mLm
6) H1 ORO C25-C36	10.700	764861396	497.220 ug/mLm
7) H1 DRO C10-C36	0.000	0	N.D. ug/mL
-----			

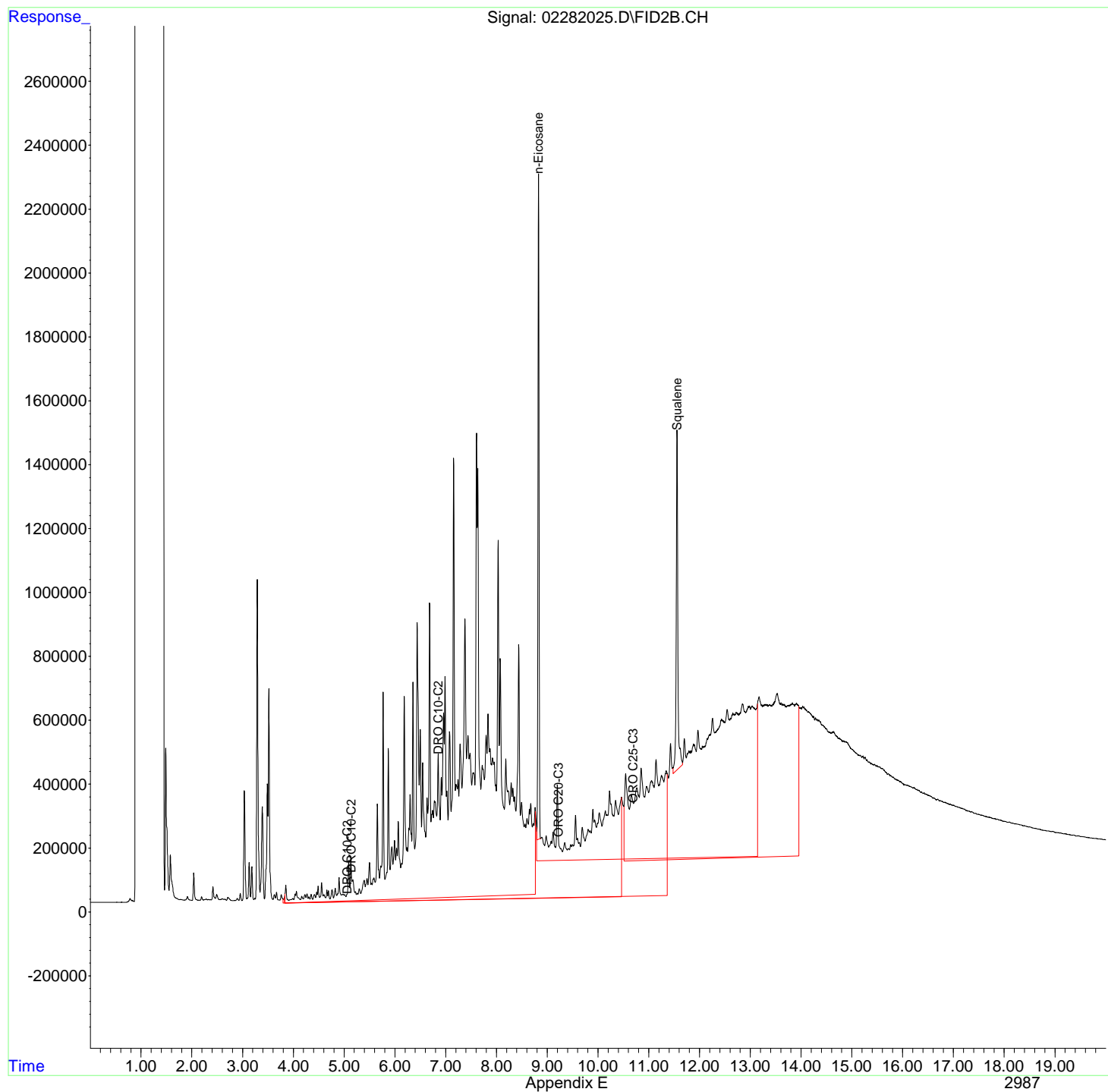
(f)=RT Delta > 1/2 Window

(m)=manual int.

Data Path : R:\2\DATA\022820\  
Data File : 02282025.D  
Signal(s) : FID2B.CH  
Acq On : 28 Feb 2020 7:26 pm  
Operator : GCSVOC-Dhiren  
Sample : IDMP-3  
Misc : Aqueous  
ALS Vial : 22 Sample Multiplier: 1

Integration File: EVENTS.E  
Quant Time: Mar 02 17:12:37 2020  
Quant Method : Z:\HPCHEM\2\METHODS\022820DRO-ORO.M  
Quant Title : DRO-ORO 09-09-15 DRO/ORO  
QLast Update : Fri Feb 28 16:32:12 2020  
Response via : Initial Calibration  
Integrator: ChemStation 6890 Scale Mode: Large solvent peaks clipped

Volume Inj. :  
Signal Phase :  
Signal Info :



Data Path : R:\2\DATA\022820\  
 Data File : 02282026.D  
 Signal(s) : FID2B.CH  
 Acq On : 28 Feb 2020 7:53 pm  
 Operator : GCSVOC-Dhiren  
 Sample : IDMP-4  
 Misc : Aqueous  
 ALS Vial : 23 Sample Multiplier: 1

Integration File: EVENTS.E  
 Quant Time: Mar 02 17:13:32 2020  
 Quant Method : Z:\HPCHEM\2\METHODS\022820DRO-ORO.M  
 Quant Title : DRO-ORO 09-09-15 DRO/ORO  
 QLast Update : Fri Feb 28 16:32:12 2020  
 Response via : Initial Calibration  
 Integrator: ChemStation 6890 Scale Mode: Large solvent peaks clipped

Volume Inj. :  
 Signal Phase :  
 Signal Info :

Compound	R.T.	Response	Conc Units
-----			
System Monitoring Compounds			
4) S n-Eicosane	8.829	31436564	16.329 ug/mLm
8) S1 Squalene	11.557	23789040	14.298 ug/mL
Target Compounds			
1) H DRO C10-C20	5.050	742816530	482.632 ug/mLm
2) H DRO C10-C25	5.150	941270827	529.465 ug/mLm
3) H DRO C10-C28	6.850	1177228583	644.300 ug/mLm
5) H1 ORO C20-C34	9.230	605077429	471.476 ug/mLm
6) H1 ORO C25-C36	10.700	774337812	504.641 ug/mLm
7) H1 DRO C10-C36	0.000	0	N.D. ug/mL
-----			

(f)=RT Delta > 1/2 Window

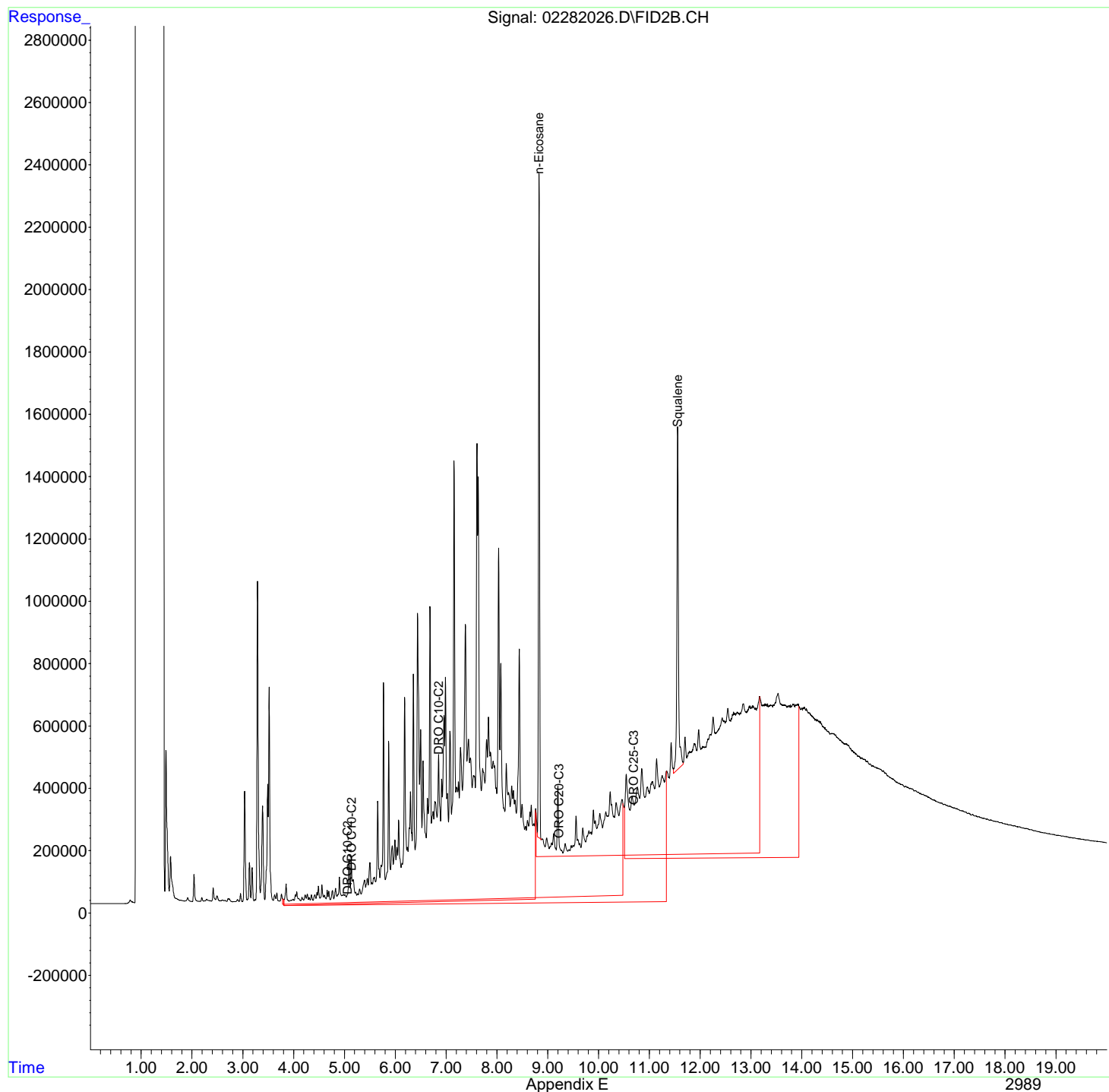
(m)=manual int.



Data Path : R:\2\DATA\022820\  
Data File : 02282026.D  
Signal(s) : FID2B.CH  
Acq On : 28 Feb 2020 7:53 pm  
Operator : GCSVOC-Dhiren  
Sample : IDMP-4  
Misc : Aqueous  
ALS Vial : 23 Sample Multiplier: 1

Integration File: EVENTS.E  
Quant Time: Mar 02 17:13:32 2020  
Quant Method : Z:\HPCHEM\2\METHODS\022820DRO-ORO.M  
Quant Title : DRO-ORO 09-09-15 DRO/ORO  
QLast Update : Fri Feb 28 16:32:12 2020  
Response via : Initial Calibration  
Integrator: ChemStation 6890 Scale Mode: Large solvent peaks clipped

Volume Inj. :  
Signal Phase :  
Signal Info :



Data Path : R:\2\DATA\022820\  
 Data File : 02282027.D  
 Signal(s) : FID2B.CH  
 Acq On : 28 Feb 2020 8:20 pm  
 Operator : GCSVOC-Dhiren  
 Sample : MB-5117  
 Misc :  
 ALS Vial : 24 Sample Multiplier: 1

Integration File: EVENTS.E  
 Quant Time: Mar 02 10:26:44 2020  
 Quant Method : Z:\HPCHEM\2\METHODS\022820DRO-ORO.M  
 Quant Title : DRO-ORO 09-09-15 DRO/ORO  
 QLast Update : Fri Feb 28 16:32:12 2020  
 Response via : Initial Calibration  
 Integrator: ChemStation 6890 Scale Mode: Large solvent peaks clipped

Volume Inj. :  
 Signal Phase :  
 Signal Info :

Compound	R.T.	Response	Conc	Units
-----				
System Monitoring Compounds				
4) S n-Eicosane	8.830	26537184	13.690	ug/mL
8) S1 Squalene	11.558	24076619	14.480	ug/mL
Target Compounds				
1) H DRO C10-C20	0.000	0	N.D.	ug/mL
2) H DRO C10-C25	0.000	0	N.D.	ug/mL
3) H DRO C10-C28	0.000	0	N.D.	ug/mL
5) H1 ORO C20-C34	0.000	0	N.D.	ug/mL
6) H1 ORO C25-C36	0.000	0	N.D.	ug/mL
7) H1 DRO C10-C36	0.000	0	N.D.	ug/mL
-----				

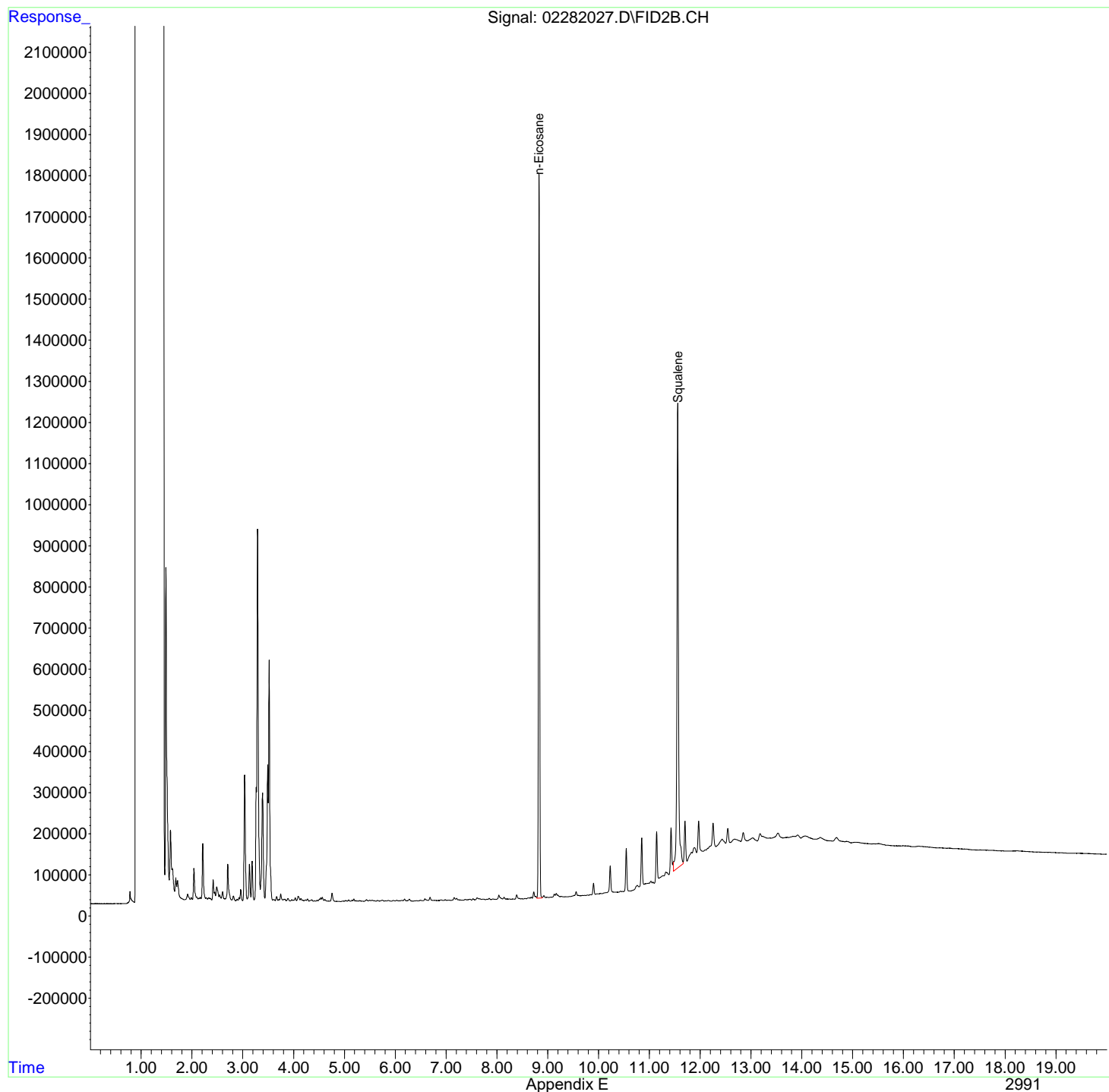
(f)=RT Delta > 1/2 Window

(m)=manual int.

Data Path : R:\2\DATA\022820\  
Data File : 02282027.D  
Signal(s) : FID2B.CH  
Acq On : 28 Feb 2020 8:20 pm  
Operator : GCSVOC-Dhiren  
Sample : MB-5117  
Misc :  
ALS Vial : 24 Sample Multiplier: 1

Integration File: EVENTS.E  
Quant Time: Mar 02 10:26:44 2020  
Quant Method : Z:\HPCHEM\2\METHODS\022820DRO-ORO.M  
Quant Title : DRO-ORO 09-09-15 DRO/ORO  
QLast Update : Fri Feb 28 16:32:12 2020  
Response via : Initial Calibration  
Integrator: ChemStation 6890 Scale Mode: Large solvent peaks clipped

Volume Inj. :  
Signal Phase :  
Signal Info :



Data Path : R:\2\DATA\022820\  
 Data File : 02282028.D  
 Signal(s) : FID2B.CH  
 Acq On : 28 Feb 2020 8:48 pm  
 Operator : GCSVOC-Dhiren  
 Sample : LOQ  
 Misc :  
 ALS Vial : 25 Sample Multiplier: 1

Integration File: EVENTS.E  
 Quant Time: Mar 02 10:48:01 2020  
 Quant Method : Z:\HPCHEM\2\METHODS\022820DRO-ORO.M  
 Quant Title : DRO-ORO 09-09-15 DRO/ORO  
 QLast Update : Fri Feb 28 16:32:12 2020  
 Response via : Initial Calibration  
 Integrator: ChemStation 6890 Scale Mode: Large solvent peaks clipped

Volume Inj. :  
 Signal Phase :  
 Signal Info :

Compound	R.T.	Response	Conc Units
-----			
System Monitoring Compounds			
4) S n-Eicosane	8.829	26762169	13.811 ug/mL
8) S1 Squalene	11.558	25195002	15.187 ug/mL
Target Compounds			
1) H DRO C10-C20	5.050	71978557	32.031 ug/mLm
2) H DRO C10-C25	5.150	101066088	45.954 ug/mLm
3) H DRO C10-C28	6.850	115497266	46.169 ug/mL
5) H1 ORO C20-C34	9.230	266009511	155.785 ug/mLm
6) H1 ORO C25-C36	10.700	322208731	150.563 ug/mLm
7) H1 DRO C10-C36	0.000	0	N.D. ug/mL
-----			

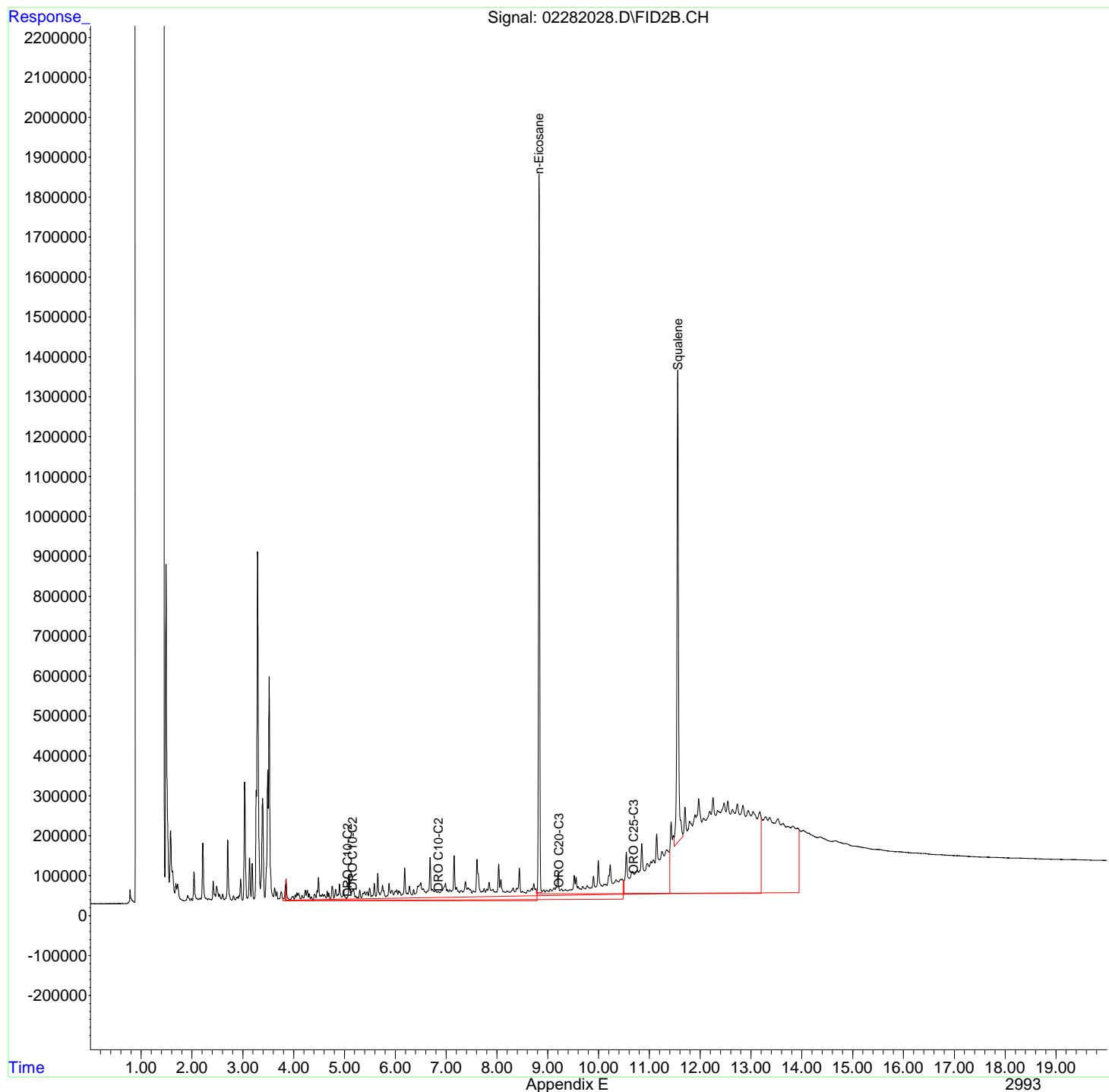
(f)=RT Delta > 1/2 Window

(m)=manual int.

Data Path : R:\2\DATA\022820\  
Data File : 02282028.D  
Signal(s) : FID2B.CH  
Acq On : 28 Feb 2020 8:48 pm  
Operator : GCSVOC-Dhiren  
Sample : LOQ  
Misc :  
ALS Vial : 25 Sample Multiplier: 1

Integration File: EVENTS.E  
Quant Time: Mar 02 10:48:01 2020  
Quant Method : Z:\HPCHEM\2\METHODS\022820DRO-ORO.M  
Quant Title : DRO-ORO 09-09-15 DRO/ORO  
QLast Update : Fri Feb 28 16:32:12 2020  
Response via : Initial Calibration  
Integrator: ChemStation 6890 Scale Mode: Large solvent peaks clipped

Volume Inj. :  
Signal Phase :  
Signal Info :



Data Path : R:\2\DATA\022820\  
 Data File : 02282029.D  
 Signal(s) : FID2B.CH  
 Acq On : 28 Feb 2020 9:15 pm  
 Operator : GCSVOC-Dhiren  
 Sample : IDMP-1-GDI  
 Misc :  
 ALS Vial : 26 Sample Multiplier: 1

Integration File: EVENTS.E  
 Quant Time: Mar 02 10:35:24 2020  
 Quant Method : Z:\HPCHEM\2\METHODS\022820DRO-ORO.M  
 Quant Title : DRO-ORO 09-09-15 DRO/ORO  
 QLast Update : Fri Feb 28 16:32:12 2020  
 Response via : Initial Calibration  
 Integrator: ChemStation 6890 Scale Mode: Large solvent peaks clipped

Volume Inj. :  
 Signal Phase :  
 Signal Info :

Compound	R.T.	Response	Conc Units
-----			
System Monitoring Compounds			
4) S n-Eicosane	8.829	29038834	15.037 ug/mLm
8) S1 Squalene	11.557	23409010	14.057 ug/mLm
Target Compounds			
1) H DRO C10-C20	5.050	587430917	378.260 ug/mLm
2) H DRO C10-C25	5.150	693666730	386.977 ug/mLm
3) H DRO C10-C28	6.850	818397908	442.151 ug/mLm
5) H1 ORO C20-C34	9.230	687252669	547.985 ug/mLm
6) H1 ORO C25-C36	10.700	849504635	563.507 ug/mLm
7) H1 DRO C10-C36	0.000	0	N.D. ug/mL
-----			

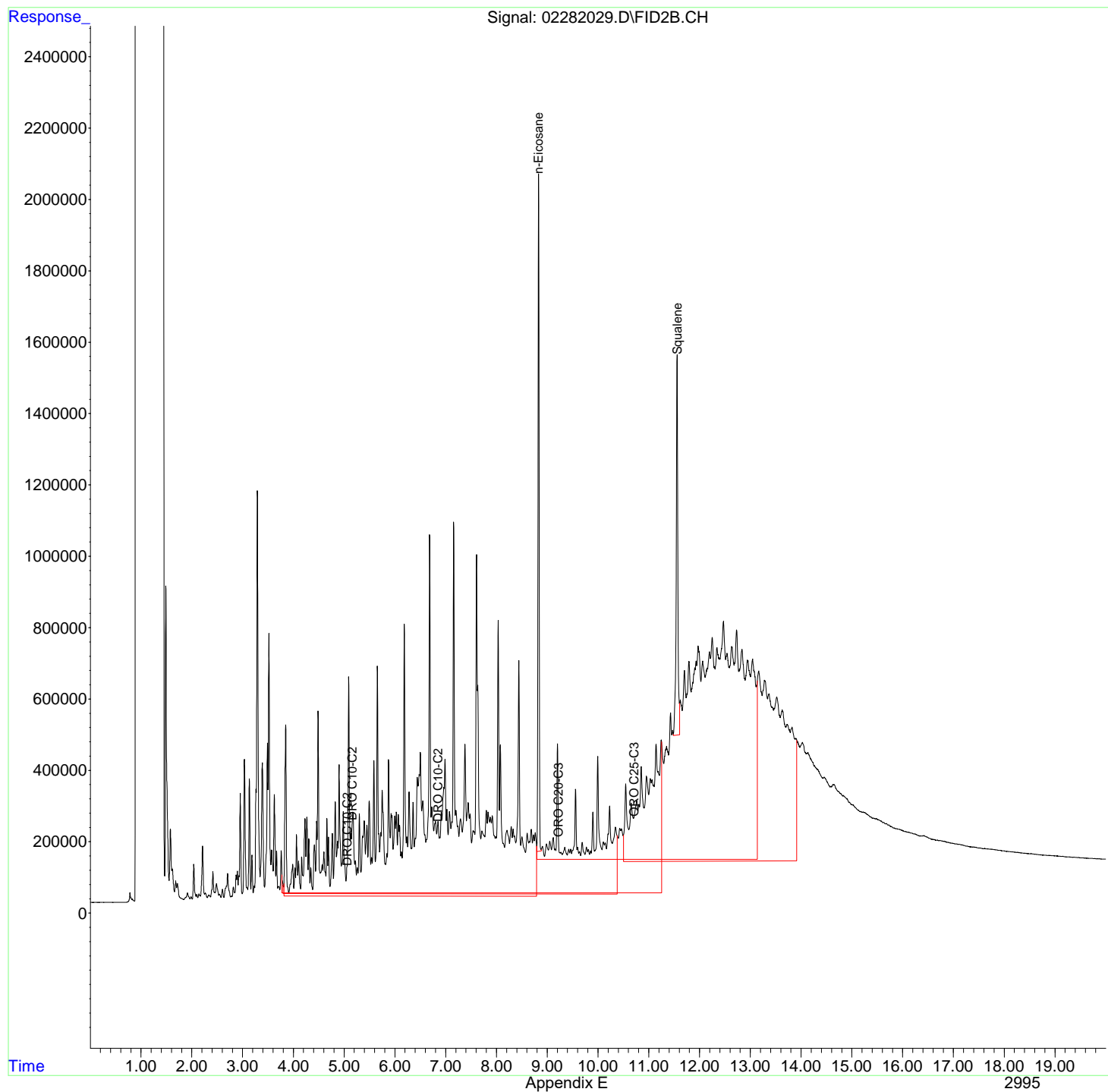
(f)=RT Delta > 1/2 Window

(m)=manual int.

Data Path : R:\2\DATA\022820\  
Data File : 02282029.D  
Signal(s) : FID2B.CH  
Acq On : 28 Feb 2020 9:15 pm  
Operator : GCSVOC-Dhiren  
Sample : IDMP-1-GDI  
Misc :  
ALS Vial : 26 Sample Multiplier: 1

Integration File: EVENTS.E  
Quant Time: Mar 02 10:35:24 2020  
Quant Method : Z:\HPCHEM\2\METHODS\022820DRO-ORO.M  
Quant Title : DRO-ORO 09-09-15 DRO/ORO  
QLast Update : Fri Feb 28 16:32:12 2020  
Response via : Initial Calibration  
Integrator: ChemStation 6890 Scale Mode: Large solvent peaks clipped

Volume Inj. :  
Signal Phase :  
Signal Info :



Data Path : R:\2\DATA\022820\  
 Data File : 02282030.D  
 Signal(s) : FID2B.CH  
 Acq On : 28 Feb 2020 9:42 pm  
 Operator : GCSVOC-Dhiren  
 Sample : IDMP-2-GDI  
 Misc :  
 ALS Vial : 27 Sample Multiplier: 1

Integration File: EVENTS.E  
 Quant Time: Mar 02 10:42:37 2020  
 Quant Method : Z:\HPCHEM\2\METHODS\022820DRO-ORO.M  
 Quant Title : DRO-ORO 09-09-15 DRO/ORO  
 QLast Update : Fri Feb 28 16:32:12 2020  
 Response via : Initial Calibration  
 Integrator: ChemStation 6890 Scale Mode: Large solvent peaks clipped

Volume Inj. :  
 Signal Phase :  
 Signal Info :

Compound	R.T.	Response	Conc Units
-----			
System Monitoring Compounds			
4) S n-Eicosane	8.829	31818524	16.534 ug/mLm
8) S1 Squalene	11.557	24978523	15.050 ug/mLm
Target Compounds			
1) H DRO C10-C20	5.050	375628225	235.992 ug/mLm
2) H DRO C10-C25	5.150	398746151	217.259 ug/mLm
3) H DRO C10-C28	6.850	495691911	260.353 ug/mLm
5) H1 ORO C20-C34	9.230	472622116	348.153 ug/mLm
6) H1 ORO C25-C36	10.700	555156929	332.993 ug/mLm
7) H1 DRO C10-C36	0.000	0	N.D. ug/mL
-----			

(f)=RT Delta > 1/2 Window

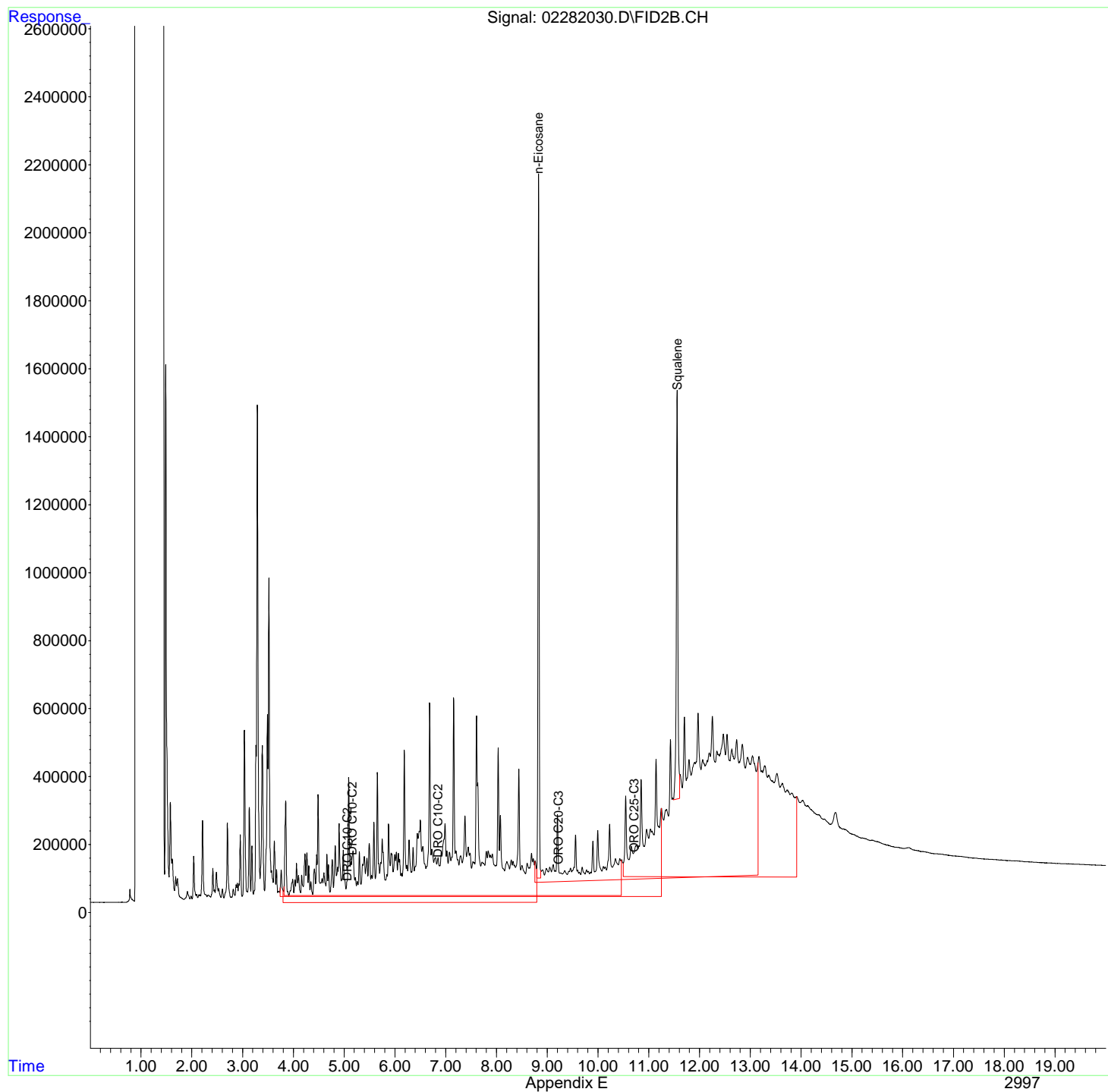
(m)=manual int.



Data Path : R:\2\DATA\022820\  
Data File : 02282030.D  
Signal(s) : FID2B.CH  
Acq On : 28 Feb 2020 9:42 pm  
Operator : GCSVOC-Dhiren  
Sample : IDMP-2-GDI  
Misc :  
ALS Vial : 27 Sample Multiplier: 1

Integration File: EVENTS.E  
Quant Time: Mar 02 10:42:37 2020  
Quant Method : Z:\HPCHEM\2\METHODS\022820DRO-ORO.M  
Quant Title : DRO-ORO 09-09-15 DRO/ORO  
QLast Update : Fri Feb 28 16:32:12 2020  
Response via : Initial Calibration  
Integrator: ChemStation 6890 Scale Mode: Large solvent peaks clipped

Volume Inj. :  
Signal Phase :  
Signal Info :



Data Path : R:\2\DATA\022820\  
 Data File : 02282031.D  
 Signal(s) : FID2B.CH  
 Acq On : 28 Feb 2020 10:09 pm  
 Operator : GCSVOC-Dhiren  
 Sample : IDMP-3-GDI  
 Misc :  
 ALS Vial : 28 Sample Multiplier: 1

Integration File: EVENTS.E  
 Quant Time: Mar 02 10:39:38 2020  
 Quant Method : Z:\HPCHEM\2\METHODS\022820DRO-ORO.M  
 Quant Title : DRO-ORO 09-09-15 DRO/ORO  
 QLast Update : Fri Feb 28 16:32:12 2020  
 Response via : Initial Calibration  
 Integrator: ChemStation 6890 Scale Mode: Large solvent peaks clipped

Volume Inj. :  
 Signal Phase :  
 Signal Info :

Compound	R.T.	Response	Conc Units
-----			
System Monitoring Compounds			
4) S n-Eicosane	8.828	33426373	17.400 ug/mLm
8) S1 Squalene	11.557	26140068	15.785 ug/mLm
Target Compounds			
1) H DRO C10-C20	5.050	637430767	411.844 ug/mLm
2) H DRO C10-C25	5.150	770319312	431.088 ug/mLm
3) H DRO C10-C28	6.850	916524765	497.431 ug/mLm
5) H1 ORO C20-C34	9.230	840080245	690.276 ug/mLm
6) H1 ORO C25-C36	10.700	937856834	632.699 ug/mLm
7) H1 DRO C10-C36	0.000	0	N.D. ug/mL
-----			

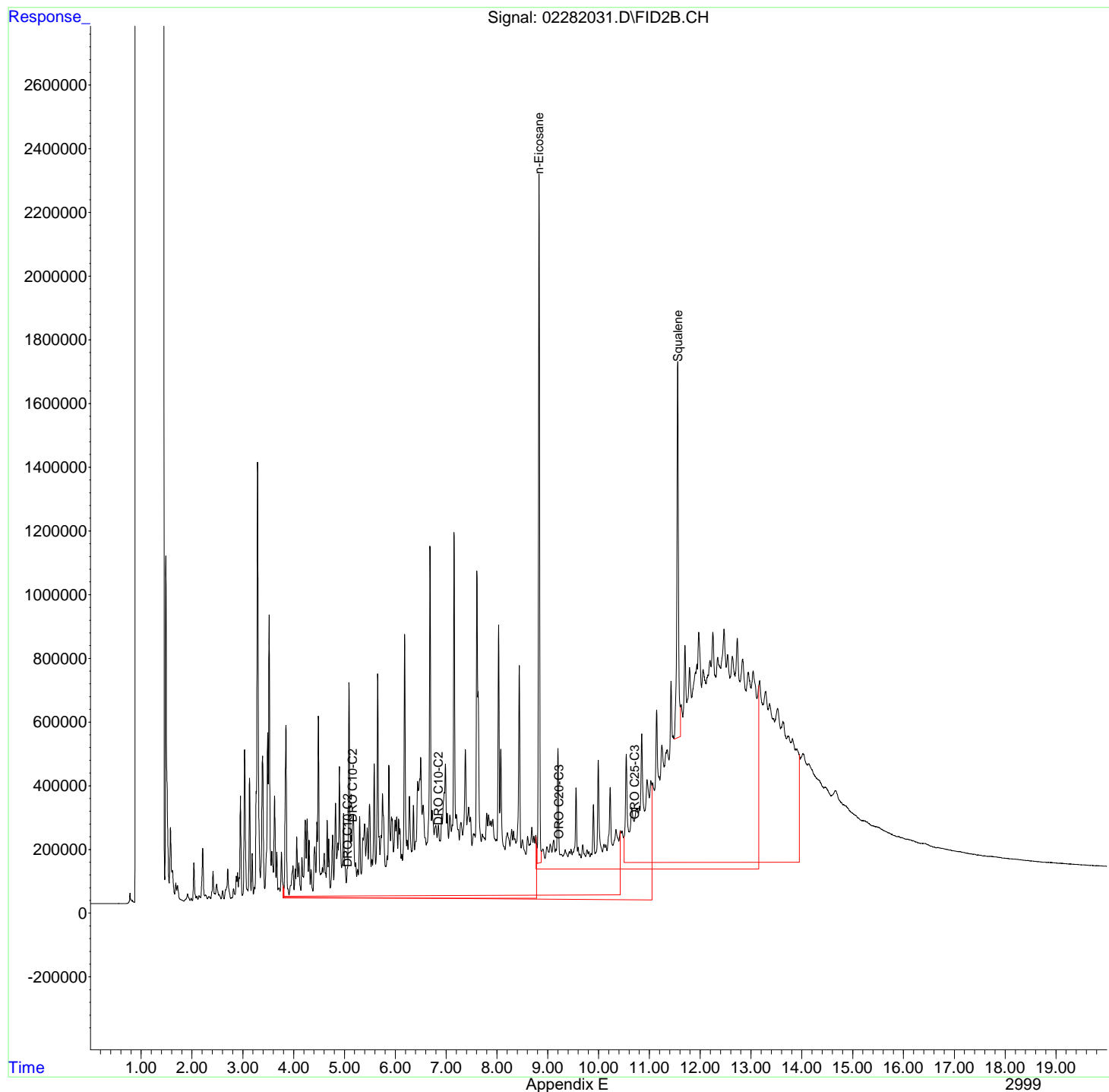
(f)=RT Delta > 1/2 Window

(m)=manual int.

Data Path : R:\2\DATA\022820\  
Data File : 02282031.D  
Signal(s) : FID2B.CH  
Acq On : 28 Feb 2020 10:09 pm  
Operator : GCSVOC-Dhiren  
Sample : IDMP-3-GDI  
Misc :  
ALS Vial : 28 Sample Multiplier: 1

Integration File: EVENTS.E  
Quant Time: Mar 02 10:39:38 2020  
Quant Method : Z:\HPCHEM\2\METHODS\022820DRO-ORO.M  
Quant Title : DRO-ORO 09-09-15 DRO/ORO  
QLast Update : Fri Feb 28 16:32:12 2020  
Response via : Initial Calibration  
Integrator: ChemStation 6890 Scale Mode: Large solvent peaks clipped

Volume Inj. :  
Signal Phase :  
Signal Info :



Data Path : R:\2\DATA\022820\  
 Data File : 02282032.D  
 Signal(s) : FID2B.CH  
 Acq On : 28 Feb 2020 10:37 pm  
 Operator : GCSVOC-Dhiren  
 Sample : IDMP-4-GDI  
 Misc :  
 ALS Vial : 29 Sample Multiplier: 1

Integration File: EVENTS.E  
 Quant Time: Mar 02 10:41:08 2020  
 Quant Method : Z:\HPCHEM\2\METHODS\022820DRO-ORO.M  
 Quant Title : DRO-ORO 09-09-15 DRO/ORO  
 QLast Update : Fri Feb 28 16:32:12 2020  
 Response via : Initial Calibration  
 Integrator: ChemStation 6890 Scale Mode: Large solvent peaks clipped

Volume Inj. :  
 Signal Phase :  
 Signal Info :

Compound	R.T.	Response	Conc Units
-----			
System Monitoring Compounds			
4) S n-Eicosane	8.828	30468285	15.807 ug/mLm
8) S1 Squalene	11.558	24830471	14.957 ug/mLm
Target Compounds			
1) H DRO C10-C20	5.050	595212838	383.487 ug/mLm
2) H DRO C10-C25	5.150	738456796	412.752 ug/mLm
3) H DRO C10-C28	6.850	905226792	491.067 ug/mLm
5) H1 ORO C20-C34	9.230	748249767	604.777 ug/mLm
6) H1 ORO C25-C36	10.700	894602607	598.825 ug/mLm
7) H1 DRO C10-C36	0.000	0	N.D. ug/mL
-----			

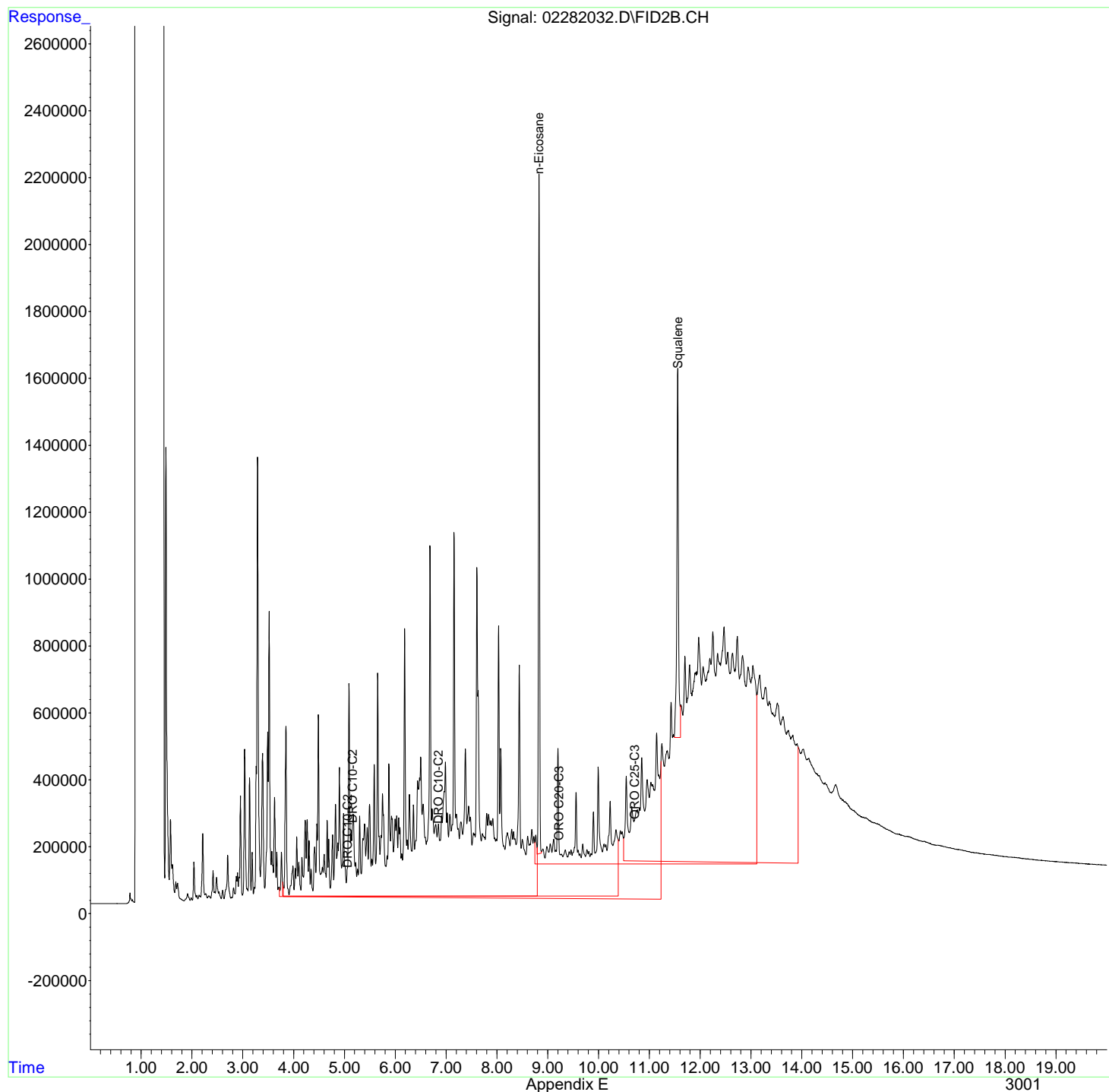
(f)=RT Delta > 1/2 Window

(m)=manual int.

Data Path : R:\2\DATA\022820\  
Data File : 02282032.D  
Signal(s) : FID2B.CH  
Acq On : 28 Feb 2020 10:37 pm  
Operator : GCSVOC-Dhiren  
Sample : IDMP-4-GDI  
Misc :  
ALS Vial : 29 Sample Multiplier: 1

Integration File: EVENTS.E  
Quant Time: Mar 02 10:41:08 2020  
Quant Method : Z:\HPCHEM\2\METHODS\022820DRO-ORO.M  
Quant Title : DRO-ORO 09-09-15 DRO/ORO  
QLast Update : Fri Feb 28 16:32:12 2020  
Response via : Initial Calibration  
Integrator: ChemStation 6890 Scale Mode: Large solvent peaks clipped

Volume Inj. :  
Signal Phase :  
Signal Info :



Data Path : R:\2\DATA\022820\  
 Data File : 02282033.D  
 Signal(s) : FID2B.CH  
 Acq On : 28 Feb 2020 11:04 pm  
 Operator : GCSVOC-Dhiren  
 Sample : CCB-022820-1  
 Misc :  
 ALS Vial : 2 Sample Multiplier: 1

Integration File: EVENTS.E  
 Quant Time: Mar 02 10:29:05 2020  
 Quant Method : Z:\HPCHEM\2\METHODS\022820DRO-ORO.M  
 Quant Title : DRO-ORO 09-09-15 DRO/ORO  
 QLast Update : Fri Feb 28 16:32:12 2020  
 Response via : Initial Calibration  
 Integrator: ChemStation 6890 Scale Mode: Large solvent peaks clipped

Volume Inj. :  
 Signal Phase :  
 Signal Info :

Compound	R.T.	Response	Conc	Units
-----				
System Monitoring Compounds				
4) S n-Eicosane	8.829	31384608	16.301	ug/mL
8) S1 Squalene	11.556	24293507	14.617	ug/mLm
Target Compounds				
1) H DRO C10-C20	5.050	-6355861	N.D.	ug/mL
2) H DRO C10-C25	0.000	0	N.D.	ug/mL
3) H DRO C10-C28	0.000	0	N.D.	ug/mL
5) H1 ORO C20-C34	0.000	0	N.D.	ug/mL
6) H1 ORO C25-C36	0.000	0	N.D.	ug/mL
7) H1 DRO C10-C36	0.000	0	N.D.	ug/mL
-----				

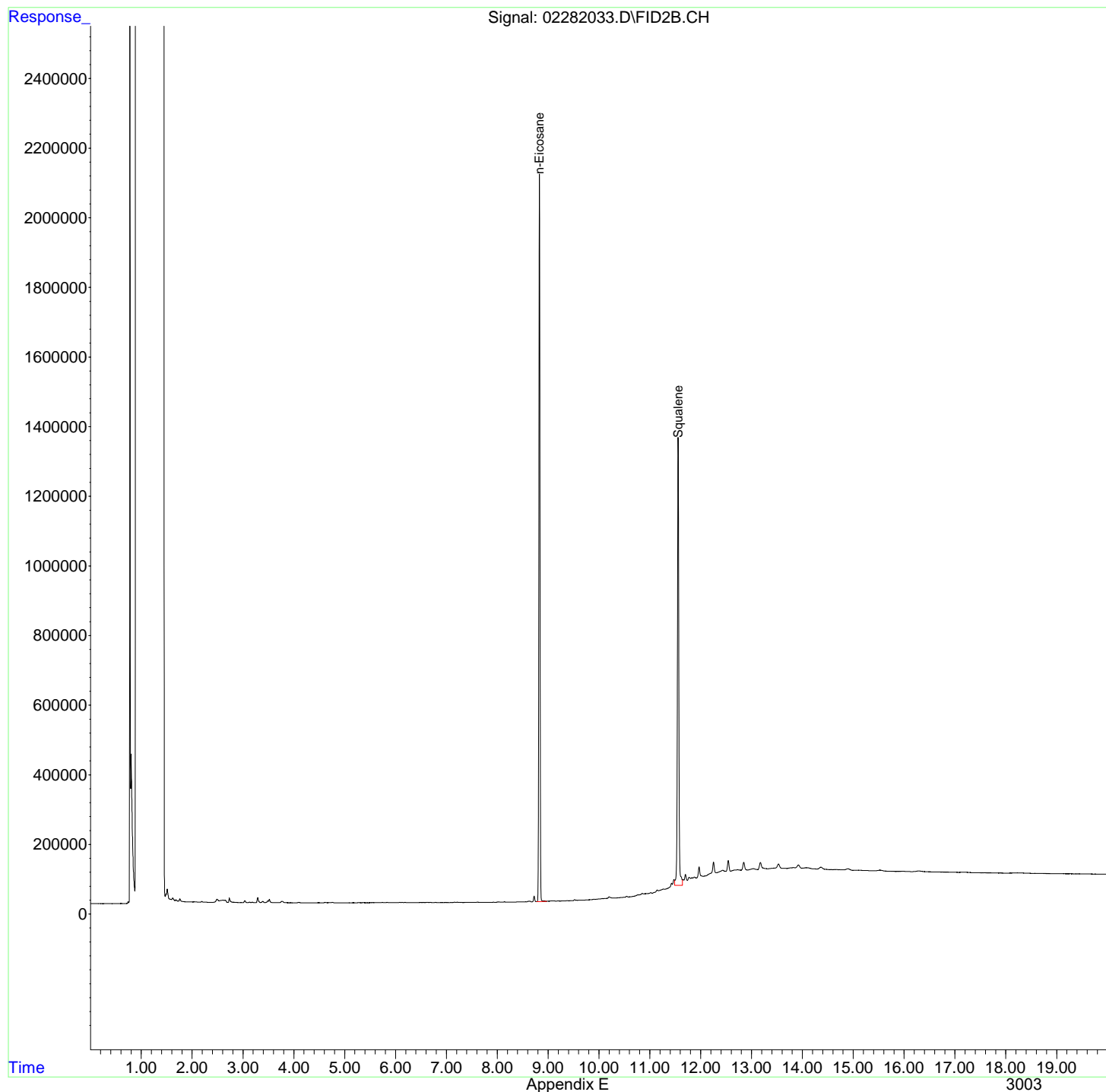
(f)=RT Delta > 1/2 Window

(m)=manual int.

Data Path : R:\2\DATA\022820\  
Data File : 02282033.D  
Signal(s) : FID2B.CH  
Acq On : 28 Feb 2020 11:04 pm  
Operator : GCSVOC-Dhiren  
Sample : CCB-022820-1  
Misc :  
ALS Vial : 2 Sample Multiplier: 1

Integration File: EVENTS.E  
Quant Time: Mar 02 10:29:05 2020  
Quant Method : Z:\HPCHEM\2\METHODS\022820DRO-ORO.M  
Quant Title : DRO-ORO 09-09-15 DRO/ORO  
QLast Update : Fri Feb 28 16:32:12 2020  
Response via : Initial Calibration  
Integrator: ChemStation 6890 Scale Mode: Large solvent peaks clipped

Volume Inj. :  
Signal Phase :  
Signal Info :



Data Path : R:\2\DATA\022820\  
 Data File : 02282034.D  
 Signal(s) : FID2B.CH  
 Acq On : 28 Feb 2020 11:31 pm  
 Operator : GCSVOC-Dhiren  
 Sample : CCV-DRO-022820-1  
 Misc :  
 ALS Vial : 30 Sample Multiplier: 1

Integration File: EVENTS.E  
 Quant Time: Mar 02 10:31:34 2020  
 Quant Method : Z:\HPCHEM\2\METHODS\022820DRO-ORO.M  
 Quant Title : DRO-ORO 09-09-15 DRO/ORO  
 QLast Update : Fri Feb 28 16:32:12 2020  
 Response via : Initial Calibration  
 Integrator: ChemStation 6890 Scale Mode: Large solvent peaks clipped

Volume Inj. :  
 Signal Phase :  
 Signal Info :

Min. RRF : 0.000 Min. Rel. Area : 50% Max. R.T. Dev 0.50min  
 Max. RRF Dev : 15% Max. Rel. Area : 150%

	Compound	Amount	Calc.	%Dev	Area%	Dev (Min)
1 H	DRO C10-C20	1000.000	1054.409	-5.4	0	0.00
2 H	DRO C10-C25	1000.000	1016.055	-1.6	0	0.00
3 H	DRO C10-C28	1000.000	1006.425	-0.6	0	0.00
5 H1	ORO C20-C34	1000.000	-91.621	109.2#	0	-9.23#
6 H1	ORO C25-C36	1000.000	-101.548	110.2#	0	-10.70#
7 H1	DRO C10-C36	1000.000	1016.992	-1.7	0	0.00
8 S1	Squalene	20.000	20.536	-2.7	0	0.00

Evaluate Continuing Calibration Report - Not Found

4 S	n-Eicosane	10.000	0.000	100.0#	0	-8.83#
-----	------------	--------	-------	--------	---	--------

(#) = Out of Range

SPCC's out = 0 CCC's out = 0



Data Path : R:\2\DATA\022820\  
 Data File : 02282034.D  
 Signal(s) : FID2B.CH  
 Acq On : 28 Feb 2020 11:31 pm  
 Operator : GCSVOC-Dhiren  
 Sample : CCV-DRO-022820-1  
 Misc :  
 ALS Vial : 30 Sample Multiplier: 1

Integration File: EVENTS.E  
 Quant Time: Mar 02 10:31:34 2020  
 Quant Method : Z:\HPCHEM\2\METHODS\022820DRO-ORO.M  
 Quant Title : DRO-ORO 09-09-15 DRO/ORO  
 QLast Update : Fri Feb 28 16:32:12 2020  
 Response via : Initial Calibration  
 Integrator: ChemStation 6890 Scale Mode: Large solvent peaks clipped

Volume Inj. :  
 Signal Phase :  
 Signal Info :

Compound	R.T.	Response	Conc	Units
-----				
System Monitoring Compounds				
4) S n-Eicosane	0.000	0	N.D.	ug/mL
8) S1 Squalene	11.557	33648041	20.536	ug/mLm
Target Compounds				
1) H DRO C10-C20	5.050	1594058426	1054.409	ug/mLm
2) H DRO C10-C25	5.150	1786828192	1016.055	ug/mLm
3) H DRO C10-C28	6.850	1820031895	1006.425	ug/mLm
5) H1 ORO C20-C34	0.000	0	N.D.	ug/mL
6) H1 ORO C25-C36	0.000	0	N.D.	ug/mL
7) H1 DRO C10-C36	8.400	1954399885	1016.992	ug/mLm
-----				

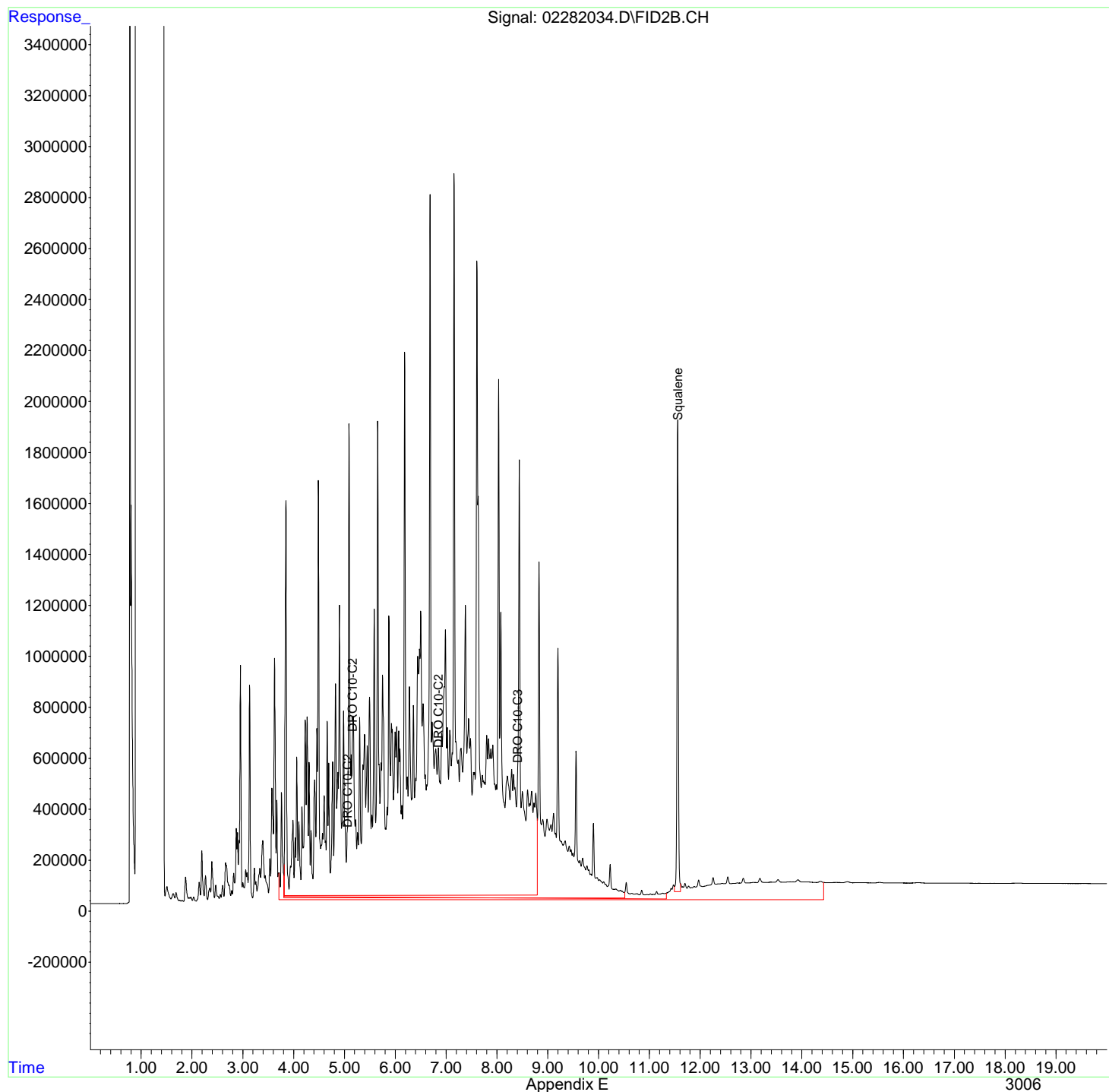
(f)=RT Delta > 1/2 Window

(m)=manual int.

Data Path : R:\2\DATA\022820\  
Data File : 02282034.D  
Signal(s) : FID2B.CH  
Acq On : 28 Feb 2020 11:31 pm  
Operator : GCSVOC-Dhiren  
Sample : CCV-DRO-022820-1  
Misc :  
ALS Vial : 30 Sample Multiplier: 1

Integration File: EVENTS.E  
Quant Time: Mar 02 10:31:34 2020  
Quant Method : Z:\HPCHEM\2\METHODS\022820DRO-ORO.M  
Quant Title : DRO-ORO 09-09-15 DRO/ORO  
QLast Update : Fri Feb 28 16:32:12 2020  
Response via : Initial Calibration  
Integrator: ChemStation 6890 Scale Mode: Large solvent peaks clipped

Volume Inj. :  
Signal Phase :  
Signal Info :



Data Path : R:\2\DATA\022820\  
 Data File : 02282035.D  
 Signal(s) : FID2B.CH  
 Acq On : 28 Feb 2020 11:58 pm  
 Operator : GCSVOC-Dhiren  
 Sample : CCV-ORO-022820-1  
 Misc :  
 ALS Vial : 31 Sample Multiplier: 1

Integration File: EVENTS.E  
 Quant Time: Mar 02 10:33:06 2020  
 Quant Method : Z:\HPCHEM\2\METHODS\022820DRO-ORO.M  
 Quant Title : DRO-ORO 09-09-15 DRO/ORO  
 QLast Update : Fri Feb 28 16:32:12 2020  
 Response via : Initial Calibration  
 Integrator: ChemStation 6890 Scale Mode: Large solvent peaks clipped

Volume Inj. :  
 Signal Phase :  
 Signal Info :

Min. RRF : 0.000 Min. Rel. Area : 50% Max. R.T. Dev 0.50min  
 Max. RRF Dev : 15% Max. Rel. Area : 150%

	Compound	Amount	Calc.	%Dev	Area%	Dev (Min)
4 S	n-Eicosane	10.000	10.263	-2.6	0	0.00
5 H1	ORO C20-C34	1000.000	970.544	2.9	0	0.00
6 H1	ORO C25-C36	1000.000	949.992	5.0	0	0.00
7 H1	DRO C10-C36	1000.000	-110.511	111.1#	0	-8.40#

Evaluate Continuing Calibration Report - Not Finds

1 H	DRO C10-C20	1000.000	0.000	100.0#	0	-5.05#
2 H	DRO C10-C25	1000.000	0.000	100.0#	0	-5.15#
3 H	DRO C10-C28	1000.000	0.000	100.0#	0	-6.85#
8 S1	Squalene	20.000	0.000	100.0#	0	-11.56#

(#) = Out of Range

SPCC's out = 0 CCC's out = 0

Data Path : R:\2\DATA\022820\  
 Data File : 02282035.D  
 Signal(s) : FID2B.CH  
 Acq On : 28 Feb 2020 11:58 pm  
 Operator : GCSVOC-Dhiren  
 Sample : CCV-ORO-022820-1  
 Misc :  
 ALS Vial : 31 Sample Multiplier: 1

Integration File: EVENTS.E  
 Quant Time: Mar 02 10:33:06 2020  
 Quant Method : Z:\HPCHEM\2\METHODS\022820DRO-ORO.M  
 Quant Title : DRO-ORO 09-09-15 DRO/ORO  
 QLast Update : Fri Feb 28 16:32:12 2020  
 Response via : Initial Calibration  
 Integrator: ChemStation 6890 Scale Mode: Large solvent peaks clipped

Volume Inj. :  
 Signal Phase :  
 Signal Info :

Compound	R.T.	Response	Conc Units
-----			
System Monitoring Compounds			
4) S n-Eicosane	8.828	20175598	10.263 ug/mL
8) S1 Squalene	0.000	0	N.D. ug/mL
Target Compounds			
1) H DRO C10-C20	0.000	0	N.D. ug/mL
2) H DRO C10-C25	0.000	0	N.D. ug/mL
3) H DRO C10-C28	0.000	0	N.D. ug/mL
5) H1 ORO C20-C34	9.230	1141102039	970.544 ug/mLm
6) H1 ORO C25-C36	10.700	1343014214	949.992 ug/mLm
7) H1 DRO C10-C36	0.000	0	N.D. ug/mL
-----			

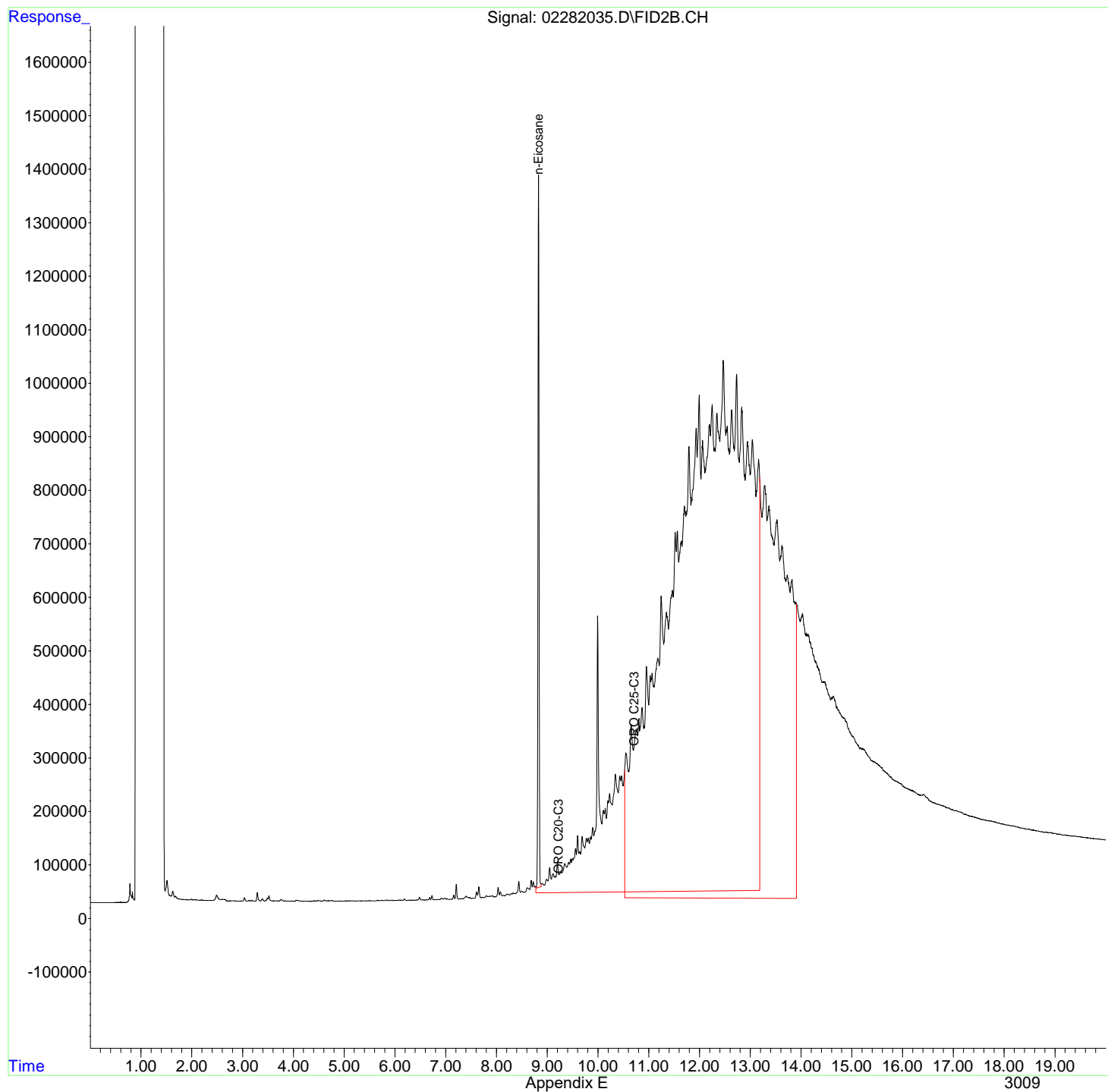
(f)=RT Delta > 1/2 Window

(m)=manual int.

Data Path : R:\2\DATA\022820\  
Data File : 02282035.D  
Signal(s) : FID2B.CH  
Acq On : 28 Feb 2020 11:58 pm  
Operator : GCSVOC-Dhiren  
Sample : CCV-ORO-022820-1  
Misc :  
ALS Vial : 31 Sample Multiplier: 1

Integration File: EVENTS.E  
Quant Time: Mar 02 10:33:06 2020  
Quant Method : Z:\HPCHEM\2\METHODS\022820DRO-ORO.M  
Quant Title : DRO-ORO 09-09-15 DRO/ORO  
QLast Update : Fri Feb 28 16:32:12 2020  
Response via : Initial Calibration  
Integrator: ChemStation 6890 Scale Mode: Large solvent peaks clipped

Volume Inj. :  
Signal Phase :  
Signal Info :



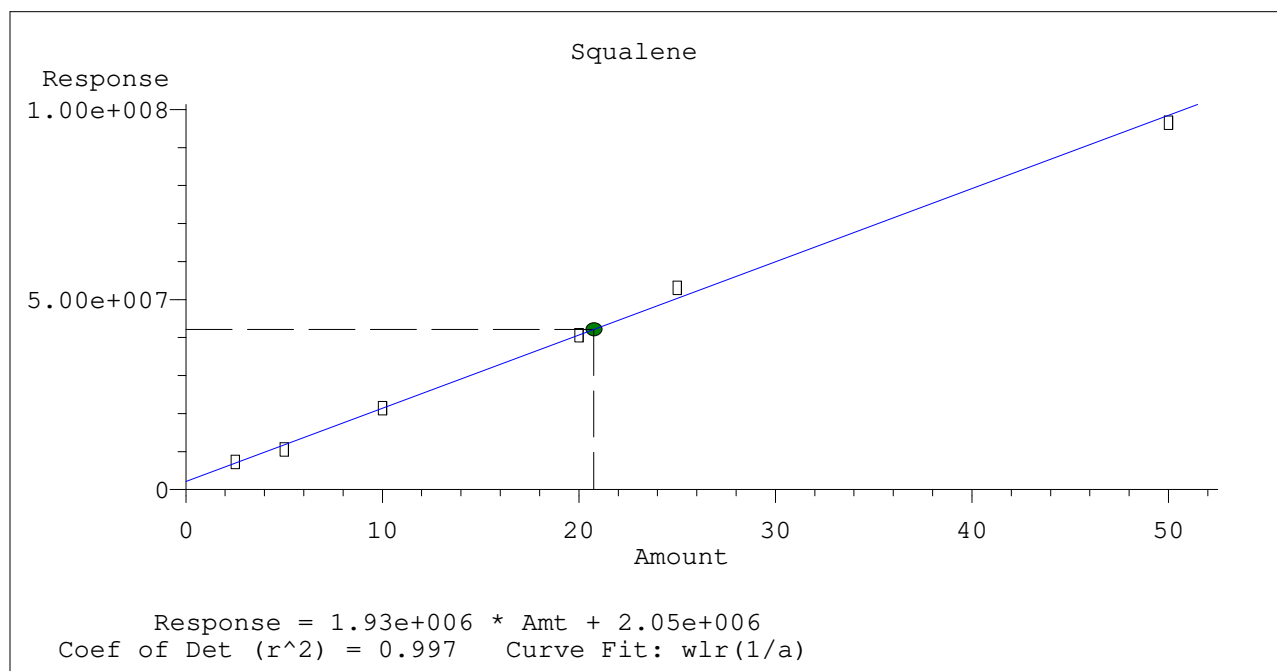
Data Directory: R:\2\DATA\072920\

SampleName	MiscInfo	Vial	Multiplier	Injection Time
1) 0729201A.D PRIME		100	1.000	29 Jul 2020 8:00 pm
2) 07292001.D RTX-072920		1	1.000	29 Jul 2020 8:27 pm
3) 07292002.D ICB-072920		2	1.000	29 Jul 2020 8:54 pm
4) 07292003.D ICAL1-DRO-072920		3	1.000	29 Jul 2020 9:21 pm
5) 07292004.D ICAL2-DRO-072920		4	1.000	29 Jul 2020 9:49 pm
6) 07292005.D ICAL3-DRO-072920		5	1.000	29 Jul 2020 10:16 pm
7) 07292006.D ICAL4-DRO-072920		6	1.000	29 Jul 2020 10:43 pm
8) 07292007.D ICAL5-DRO-072920		7	1.000	29 Jul 2020 11:10 pm
9) 07292008.D ICAL6-DRO-072920		8	1.000	29 Jul 2020 11:37 pm
10) 07292009.D ICV-DRO-072920		9	1.000	30 Jul 2020 12:05 am
11) 07292010.D ICAL1-ORO-072920		10	1.000	30 Jul 2020 12:32 am
12) 07292011.D ICAL2-ORO-072920		11	1.000	30 Jul 2020 12:59 am
13) 07292012.D ICAL3-ORO-072920		12	1.000	30 Jul 2020 1:26 am
14) 07292013.D ICAL4-ORO-072920		13	1.000	30 Jul 2020 1:53 am
15) 07292014.D ICAL5-ORO-072920		14	1.000	30 Jul 2020 2:20 am
16) 07292015.D ICAL6-ORO-072920		15	1.000	30 Jul 2020 2:47 am
17) 07292016.D ICV-ORO-072920		16	1.000	30 Jul 2020 3:14 am
18) 07292017.D MB-52127		17	1.000	30 Jul 2020 3:41 am
19) 07292018.D LCS-52127-DRO		18	1.000	30 Jul 2020 4:08 am
20) 07292019.D LCSD-52127-DRO		19	1.000	30 Jul 2020 4:35 am
21) 07292020.D LCS-52127-ORO		20	1.000	30 Jul 2020 5:02 am

22) 07292021.D LCSD-52127-ORO	21	1.000	30 Jul 2020	5:29 am
23) 07292022.D LOD-52127	22	1.000	30 Jul 2020	5:56 am
24) 07292023.D LOQ-52127	23	1.000	30 Jul 2020	6:23 am
25) 07292024.D 2006259-001A	24	1.000	30 Jul 2020	6:50 am
26) 07292025.D 2006259-002A	25	1.000	30 Jul 2020	7:17 am
27) 07292026.D 2006259-003A	26	1.000	30 Jul 2020	7:45 am
28) 07292027.D 2006259-004A	27	1.000	30 Jul 2020	8:12 am
29) 07292028.D 2006259-005A	28	1.000	30 Jul 2020	8:39 am
30) 07292029.D 2006259-006A	29	1.000	30 Jul 2020	9:06 am
31) 07292030.D 2006259-007A	30	1.000	30 Jul 2020	9:33 am
32) 07292031.D 2006259-008A	31	1.000	30 Jul 2020	10:00 am
33) 07292032.D CCB-072920	2	1.000	30 Jul 2020	10:27 am
34) 07292033.D CCV-DRO-072920	6	1.000	30 Jul 2020	10:54 am
35) 07292034.D CCV-ORO-072920	12	1.000	30 Jul 2020	11:21 am
36) 07292035.D 2006259-009A	32	1.000	30 Jul 2020	11:49 am
37) 07292036.D 2006260-001A	33	1.000	30 Jul 2020	12:16 pm
38) 07292037.D 2006260-002A	34	1.000	30 Jul 2020	12:43 pm
39) 07292038.D 2006260-003A	35	1.000	30 Jul 2020	1:10 pm
40) 07292039.D 2006260-004A	36	1.000	30 Jul 2020	1:38 pm
41) 07292040.D 2006260-005A	37	1.000	30 Jul 2020	2:05 pm
42) 07292041.D 2006260-006A	38	1.000	30 Jul 2020	2:32 pm
43) 07292042.D 2006260-007A	39	1.000	30 Jul 2020	3:00 pm
44) 07292043.D 2006260-008A	40	1.000	30 Jul 2020	3:27 pm
45) 07292044.D				

2006262-011A	41	1.000	30 Jul 2020	3:54 pm
-----				
46) 07292045.D				
CCB-072920-1	2	1.000	30 Jul 2020	4:22 pm
-----				
47) 07292046.D				
CCV-DRO-072920-1	6	1.000	30 Jul 2020	4:49 pm
-----				
48) 07292047.D				
CCV-ORO-072920-1	12	1.000	30 Jul 2020	5:16 pm
-----				





Method Path : Z:\HPCHEM\2\METHODS\  
 Method File : 072920DRO-ORO.M  
 Title : DRO-ORO 09-09-15 DRO/ORO  
 Last Update : Fri Jul 31 08:54:20 2020  
 Response Via : Initial Calibration

## Calibration Files

1 =07292010.D 2 =07292011.D 3 =07292012.D  
 4 =07292013.D 5 =07292014.D 6 =07292015.D

Compound			1	2	3	4	5	6	Avg	%RSD
1)	H	DRO C10-C20	2.945	1.999	2.043	2.011	1.963	1.954	2.152	E6 18.09
2)	H	DRO C10-C25	3.820	2.271	2.246	2.150	2.266	2.197	2.492	E6 26.18
3)	H	DRO C10-C28	4.239	2.528	2.366	2.126	2.236	2.173	2.611	E6 31.05
4)	S	n-Eicosane	3.574	2.773	2.439	2.287	2.535	2.467	2.679	E6 17.41
5)	H1	ORO C20-C34	2.315	1.703	1.554	1.362	1.367	1.303	1.601	E6 23.75
6)	H1	ORO C25-C36	2.961	2.113	1.833	1.629	1.621	1.477	1.939	E6 28.22
7)	H1	DRO C10-C36	1.372	4.480	3.067	2.420	2.330	2.200	2.645	E6 39.71
8)	S1	Squalene	2.905	2.113	2.139	2.029	2.121	1.931	2.206	E6 15.91

(#) = Out of Range ### Number of calibration levels exceeded format ###

Method Path : Z:\HPCHEM\2\METHODS\  
Method File : 072920DRO-ORO.M  
Title : DRO-ORO 09-09-15 DRO/ORO  
Last Update : Fri Jul 31 08:54:20 2020  
Response Via : Initial Calibration

Total Cpnds : 8

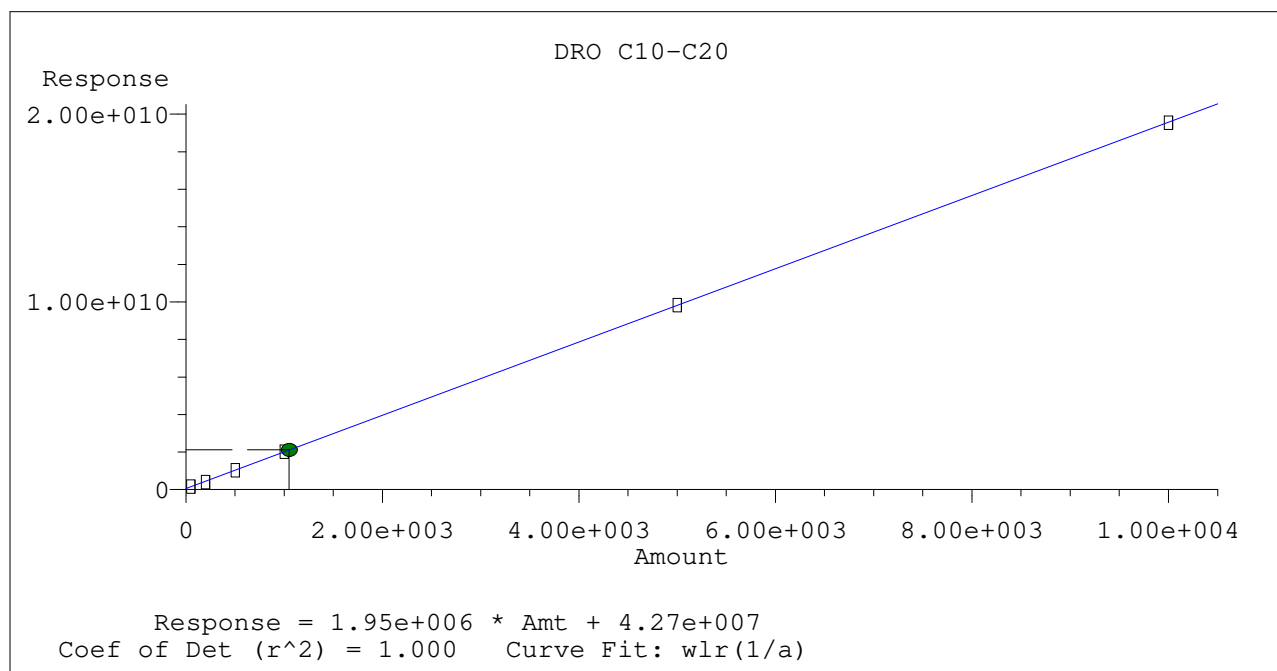
PK#		Compound Name	Exp_RT	Rel_RT	Cal	A/H	ID
1	H	DRO C10-C20	5.050	1.000	L	A	R
2	H	DRO C10-C25	5.150	1.000	L	A	R
3	H	DRO C10-C28	6.850	1.000	L	A	R
4	S	n-Eicosane	8.830	1.000	L	A	R
5	H1	ORO C20-C34	9.230	1.000	L	A	R
6	H1	ORO C25-C36	10.700	1.000	L	A	R
7	H1	DRO C10-C36	8.400	1.000	L	A	R
8	S	Squalene	11.558	1.000	L	A	R

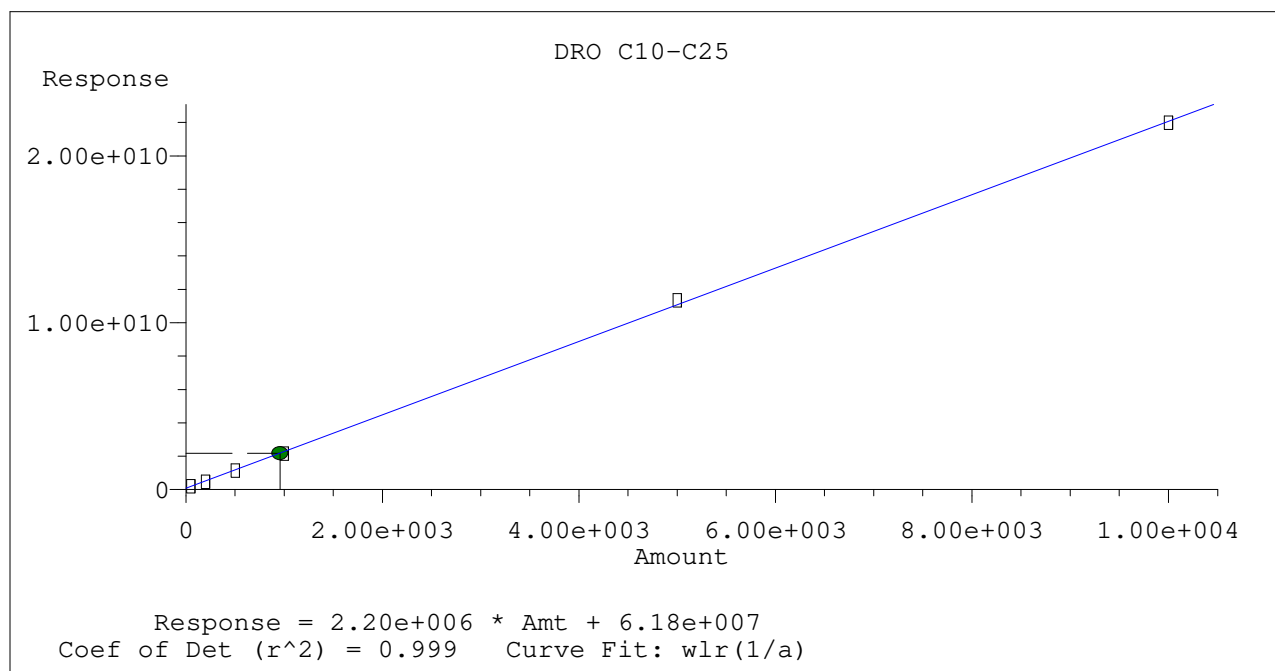
Cal A = Average L = Linear LO = Linear w/origin Q = Quad QO = Quad w/origin

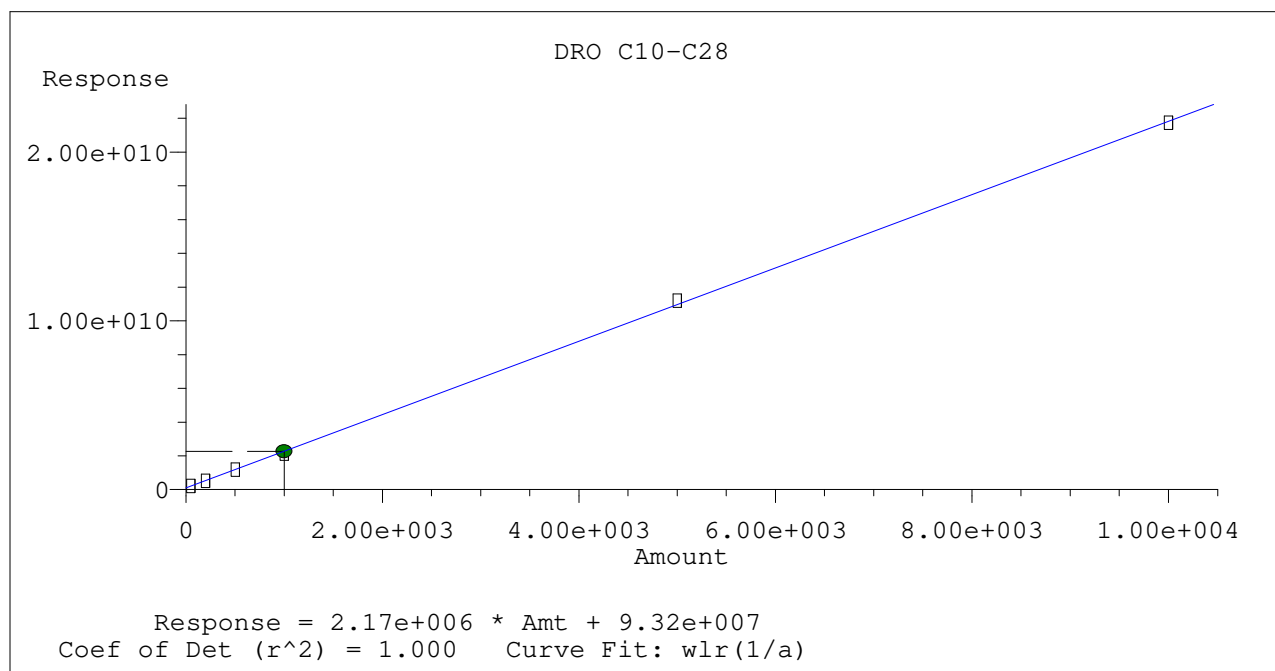
A/H = Area or Height

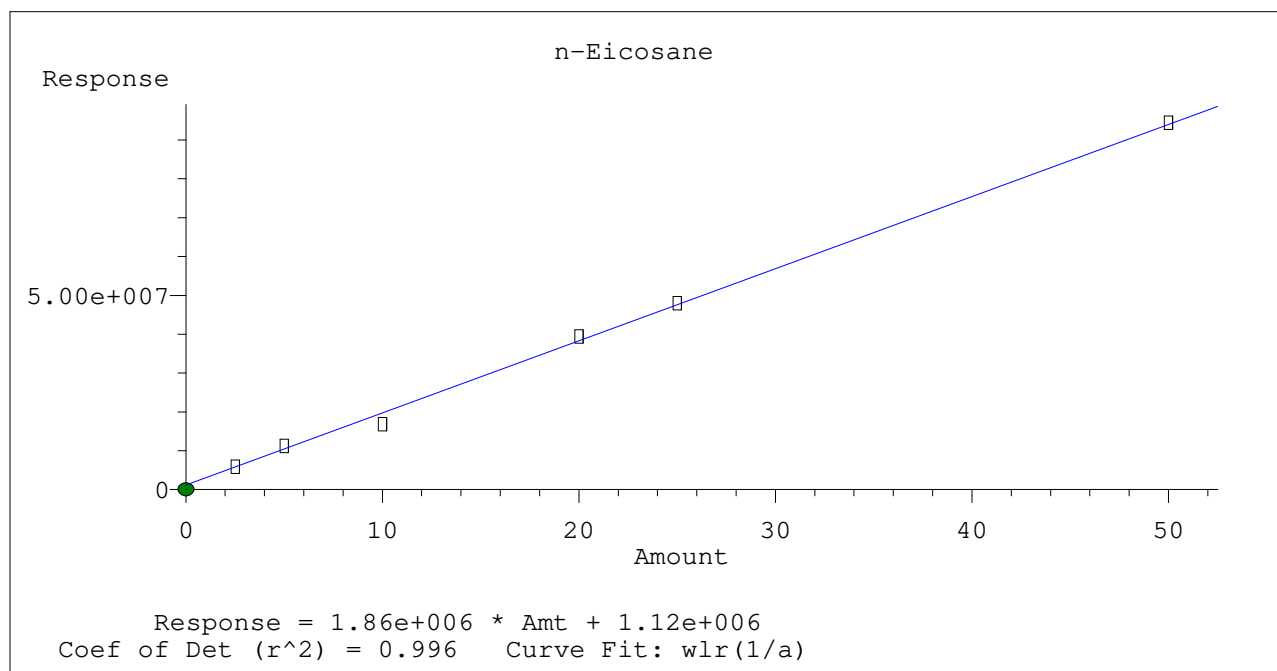
ID R = R.T. B = R.T. & Q Q = Qvalue L = Largest A = All

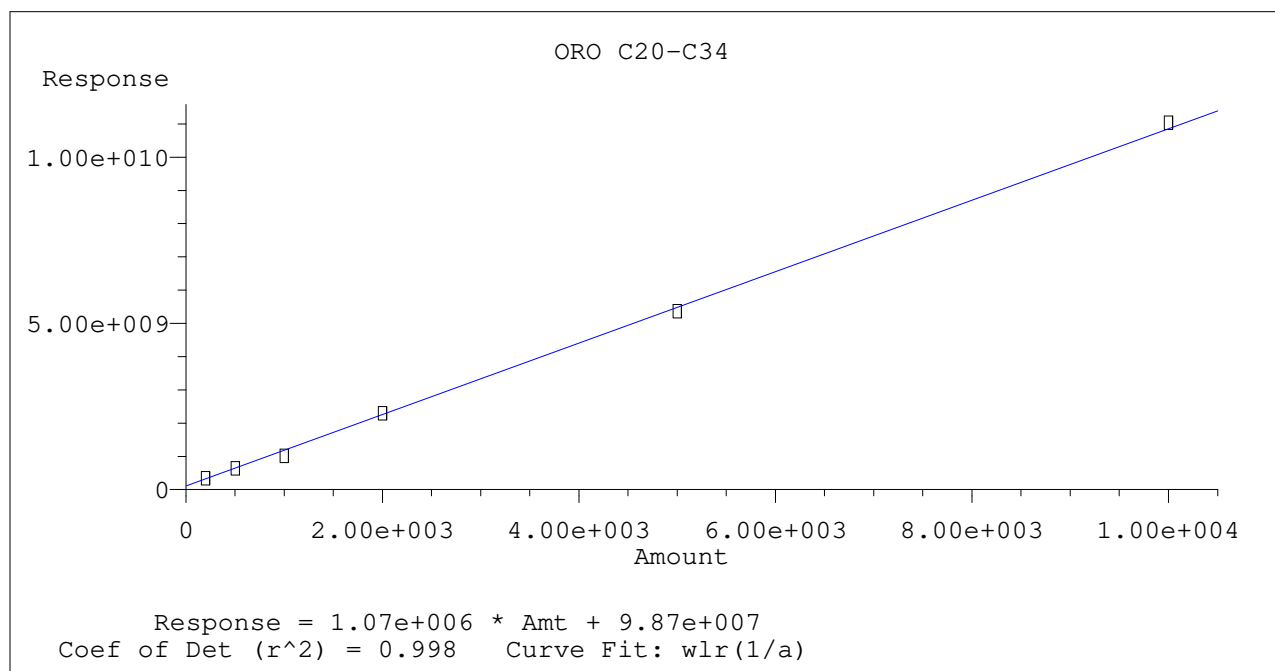
072920DRO-ORO.M Fri Jul 31 09:08:42 2020



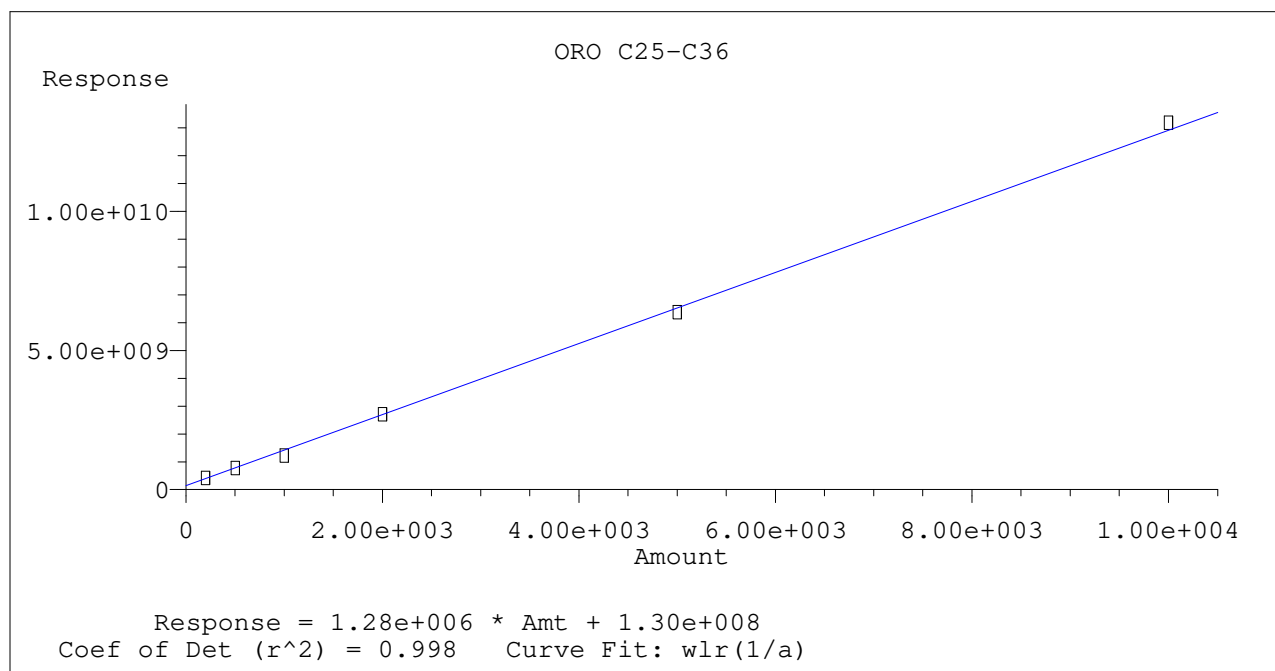


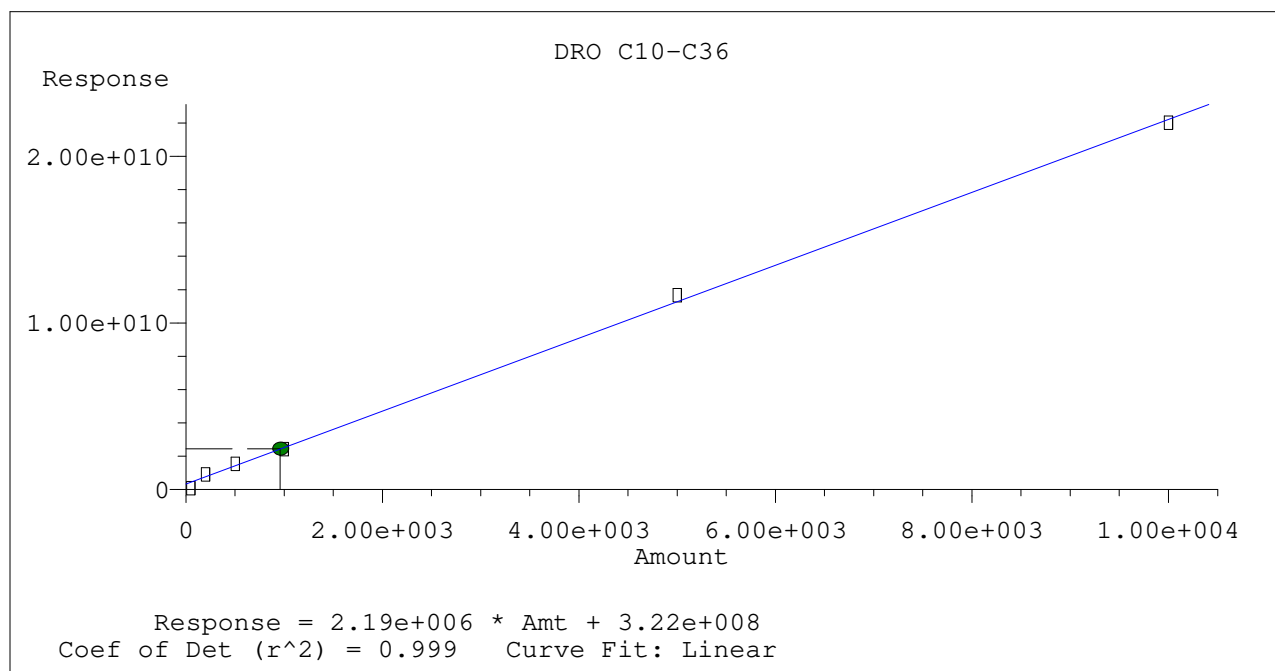












Data Path : R:\2\DATA\072920\  
 Data File : 07292001.D  
 Signal(s) : FID2B.CH  
 Acq On : 29 Jul 2020 8:27 pm  
 Operator : GCSVOC-Annie  
 Sample : RTX-072920  
 Misc :  
 ALS Vial : 1 Sample Multiplier: 1

Integration File: EVENTS.E  
 Quant Time: Jul 29 23:09:19 2020  
 Quant Method : Z:\HPCHEM\2\METHODS\C10-40.M  
 Quant Title : Retention Time C8-40  
 QLast Update : Wed Dec 18 10:37:38 2019  
 Response via : Initial Calibration  
 Integrator: ChemStation 6890 Scale Mode: Large solvent peaks clipped

Volume Inj. :  
 Signal Phase :  
 Signal Info :

Compound	R.T.	Response	Conc Units
-----			
Target Compounds			
1) C8	2.400	256991246	3.139 ug/mL
2) C10	3.824	270747344	228.485 ug/mL
3) C12	5.075	273769584	237.683 ug/mL
4) C14	6.170	276950350	244.156 ug/mL
5) C16	7.145	279947862	251.895 ug/mL
6) C18	8.024	283247356	256.650 ug/mL
7) C20	8.823	283174159	255.920 ug/mL
8) C22	9.554	283887150	251.667 ug/mL
9) C24	10.229	283418737	244.678 ug/mL
10) C25	10.547	283728560	272.753 ug/mL
11) C26	10.853	283411123	237.047 ug/mL
12) C28	11.434	282818408	227.836 ug/mL
13) C30	11.981	287130878	231.195 ug/mL
14) C32	12.556	279265844	234.748 ug/mL
15) C34	13.189	273728273	247.517 ug/mL
16) C36	13.940	260873114	283.017 ug/mL
17) C38	14.918	241269497	342.747 ug/mL
18) C40	16.313	240317252	468.008 ug/mL
-----			

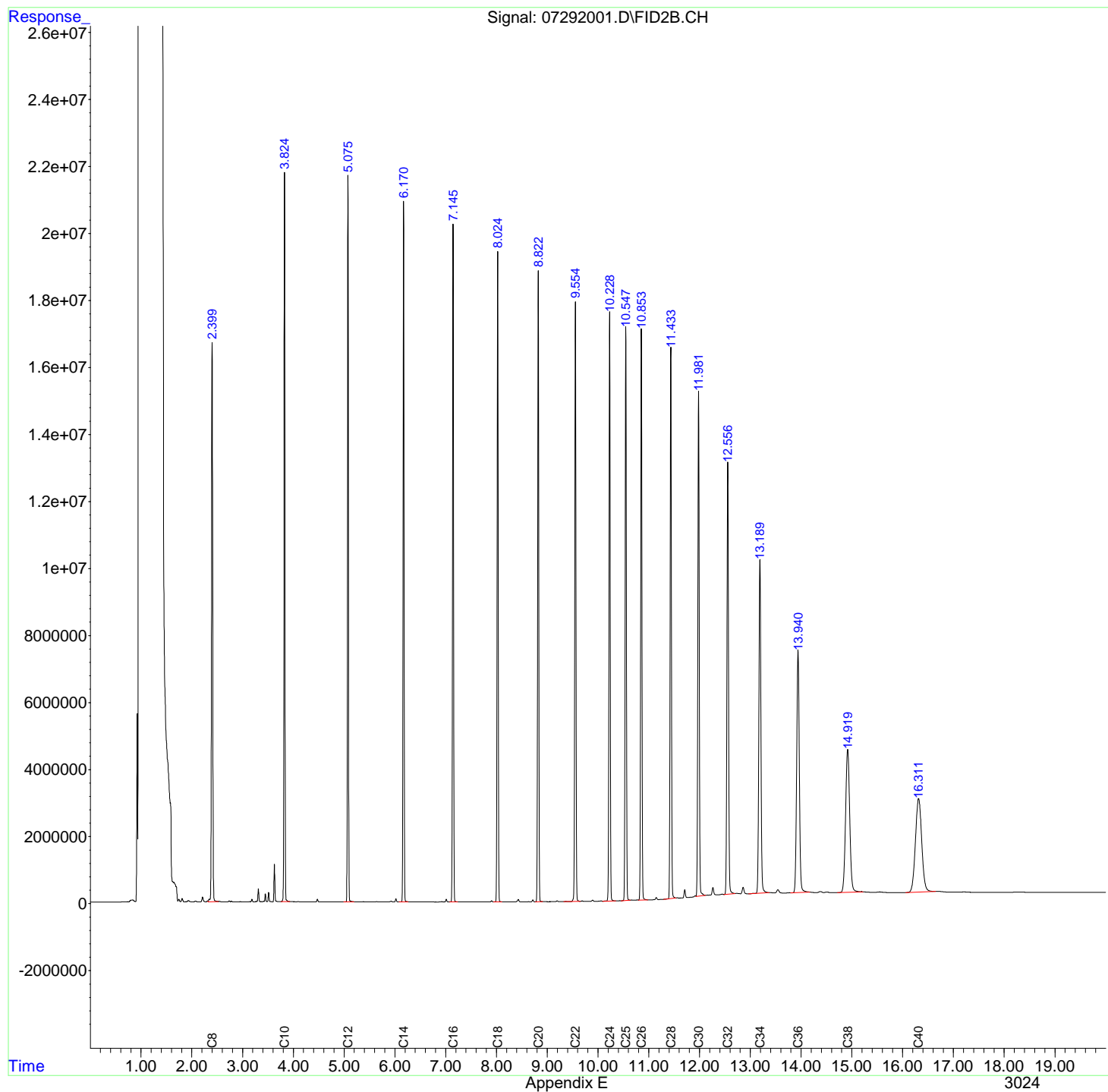
(f)=RT Delta > 1/2 Window

(m)=manual int.

Data Path : R:\2\DATA\072920\  
Data File : 07292001.D  
Signal(s) : FID2B.CH  
Acq On : 29 Jul 2020 8:27 pm  
Operator : GCSVOC-Annie  
Sample : RTX-072920  
Misc :  
ALS Vial : 1 Sample Multiplier: 1

Integration File: EVENTS.E  
Quant Time: Jul 29 23:09:19 2020  
Quant Method : Z:\HPCHEM\2\METHODS\C10-40.M  
Quant Title : Rentention Time C8-40  
QLast Update : Wed Dec 18 10:37:38 2019  
Response via : Initial Calibration  
Integrator: ChemStation 6890 Scale Mode: Large solvent peaks clipped

Volume Inj. :  
Signal Phase :  
Signal Info :



Data Path : R:\2\DATA\072920\  
 Data File : 07292002.D  
 Signal(s) : FID2B.CH  
 Acq On : 29 Jul 2020 8:54 pm  
 Operator : GCSVOC-Annie  
 Sample : ICB-072920  
 Misc :  
 ALS Vial : 2 Sample Multiplier: 1

Integration File: EVENTS.E  
 Quant Time: Jul 30 08:45:10 2020  
 Quant Method : Z:\HPCHEM\2\METHODS\072920DRO-ORO.M  
 Quant Title : DRO-ORO 09-09-15 DRO/ORO  
 QLast Update : Thu Jul 30 08:38:45 2020  
 Response via : Initial Calibration  
 Integrator: ChemStation 6890 Scale Mode: Large solvent peaks clipped

Volume Inj. :  
 Signal Phase :  
 Signal Info :

Compound	R.T.	Response	Conc Units
-----			
System Monitoring Compounds			
4) S n-Eicosane	8.821	30368053	11.867 ug/mLm
8) S1 Squalene	11.563	26716864	12.784 ug/mLm
Target Compounds			
1) H DRO C10-C20	0.000	0	N.D. ug/mL
2) H DRO C10-C25	0.000	0	N.D. ug/mL
3) H DRO C10-C28	0.000	0	N.D. ug/mL
5) H1 ORO C20-C34	0.000	0	N.D. ug/mL
6) H1 ORO C25-C36	0.000	0	N.D. ug/mL
7) H1 DRO C10-C36	0.000	0	N.D. ug/mL
-----			

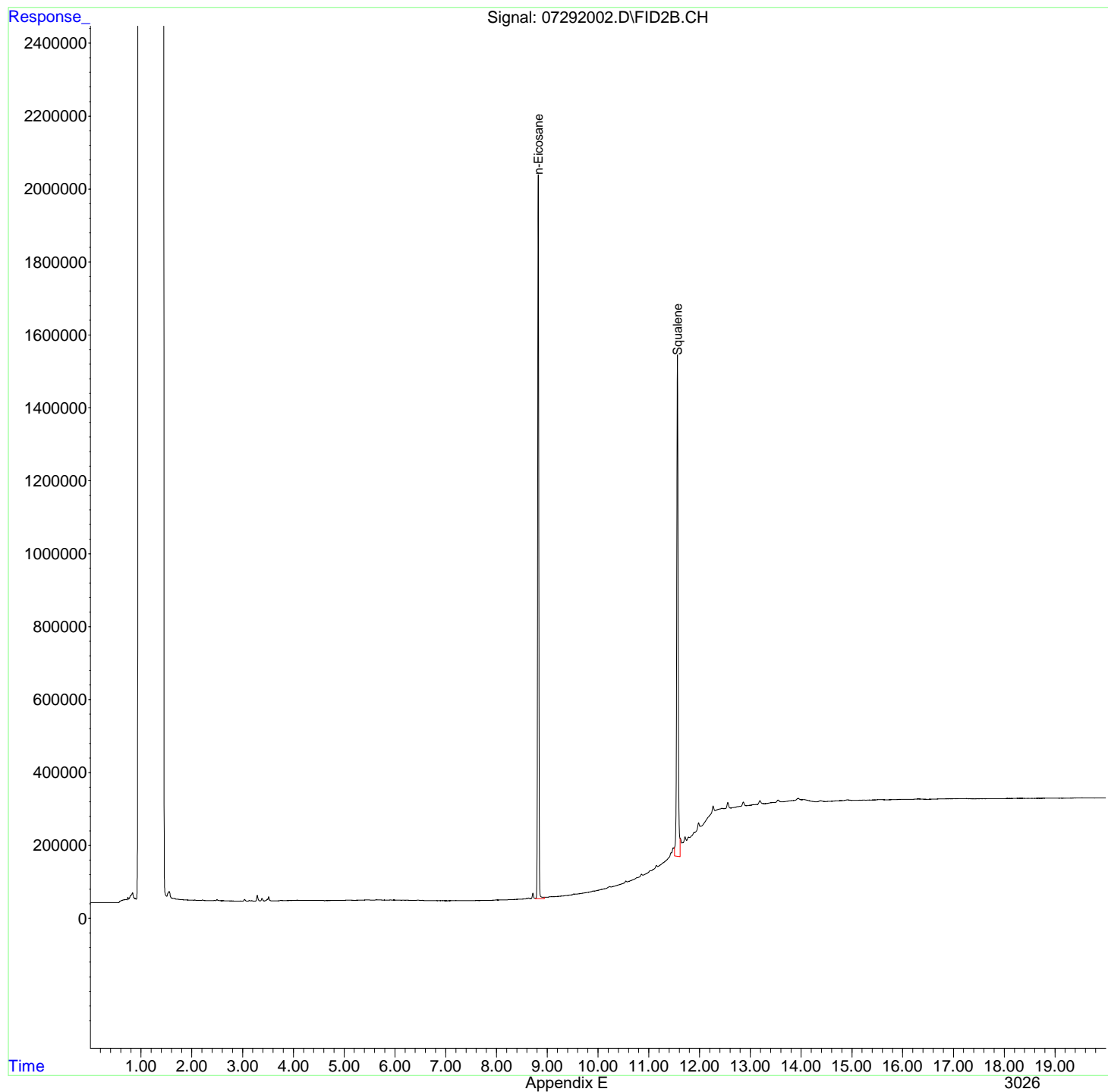
(f)=RT Delta > 1/2 Window

(m)=manual int.

Data Path : R:\2\DATA\072920\  
Data File : 07292002.D  
Signal(s) : FID2B.CH  
Acq On : 29 Jul 2020 8:54 pm  
Operator : GCSVOC-Annie  
Sample : ICB-072920  
Misc :  
ALS Vial : 2 Sample Multiplier: 1

Integration File: EVENTS.E  
Quant Time: Jul 30 08:45:10 2020  
Quant Method : Z:\HPCHEM\2\METHODS\072920DRO-ORO.M  
Quant Title : DRO-ORO 09-09-15 DRO/ORO  
QLast Update : Thu Jul 30 08:38:45 2020  
Response via : Initial Calibration  
Integrator: ChemStation 6890 Scale Mode: Large solvent peaks clipped

Volume Inj. :  
Signal Phase :  
Signal Info :



Data Path : R:\2\DATA\072920\  
 Data File : 07292003.D  
 Signal(s) : FID2B.CH  
 Acq On : 29 Jul 2020 9:21 pm  
 Operator : GCSVOC-Annie  
 Sample : ICAL1-DRO-072920  
 Misc :  
 ALS Vial : 3 Sample Multiplier: 1

Integration File: EVENTS.E  
 Quant Time: Jul 30 08:22:27 2020  
 Quant Method : Z:\HPCHEM\2\METHODS\072920DRO-ORO.M  
 Quant Title : DRO-ORO 09-09-15 DRO/ORO  
 QLast Update : Thu Jul 30 08:21:24 2020  
 Response via : Initial Calibration  
 Integrator: ChemStation 6890 Scale Mode: Large solvent peaks clipped

Volume Inj. :  
 Signal Phase :  
 Signal Info :

Compound	R.T.	Response	Conc Units
-----			
System Monitoring Compounds			
4) S n-Eicosane	0.000	0	N.D. ug/mL
8) S1 Squalene	11.562	7262728	3.290 ug/mLm
Target Compounds			
1) H DRO C10-C20	5.050	147233159	74.713 ug/mLm
2) H DRO C10-C25	5.150	190991680	85.165 ug/mLm
3) H DRO C10-C28	6.850	211967085	83.946 ug/mLm
5) H1 ORO C20-C34	0.000	0	N.D. ug/mL
6) H1 ORO C25-C36	0.000	0	N.D. ug/mL
7) H1 DRO C10-C36	0.000	0	N.D. ug/mL
-----			

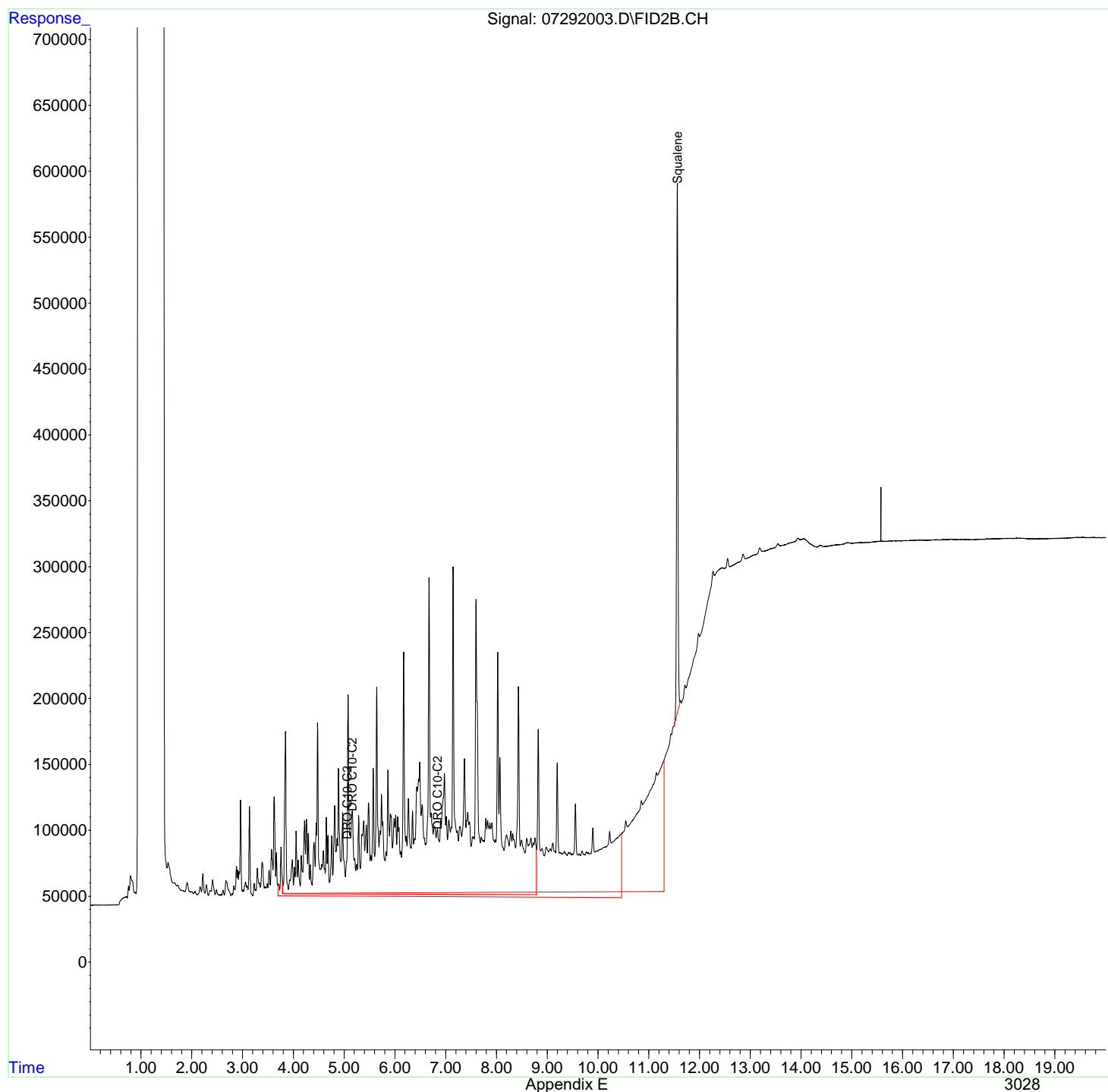
(f)=RT Delta > 1/2 Window

(m)=manual int.

Data Path : R:\2\DATA\072920\  
Data File : 07292003.D  
Signal(s) : FID2B.CH  
Acq On : 29 Jul 2020 9:21 pm  
Operator : GCSVOC-Annie  
Sample : ICAL1-DRO-072920  
Misc :  
ALS Vial : 3 Sample Multiplier: 1

Integration File: EVENTS.E  
Quant Time: Jul 30 08:22:27 2020  
Quant Method : Z:\HPCHEM\2\METHODS\072920DRO-ORO.M  
Quant Title : DRO-ORO 09-09-15 DRO/ORO  
QLast Update : Thu Jul 30 08:21:24 2020  
Response via : Initial Calibration  
Integrator: ChemStation 6890 Scale Mode: Large solvent peaks clipped

Volume Inj. :  
Signal Phase :  
Signal Info :





Data Path : R:\2\DATA\072920\  
 Data File : 07292004.D  
 Signal(s) : FID2B.CH  
 Acq On : 29 Jul 2020 9:49 pm  
 Operator : GCSVOC-Annie  
 Sample : ICAL2-DRO-072920  
 Misc :  
 ALS Vial : 4 Sample Multiplier: 1

Integration File: EVENTS.E  
 Quant Time: Jul 30 08:21:08 2020  
 Quant Method : Z:\HPCHEM\2\METHODS\072920DRO-ORO.M  
 Quant Title : DRO-ORO 09-09-15 DRO/ORO  
 QLast Update : Thu Jul 30 08:20:10 2020  
 Response via : Initial Calibration  
 Integrator: ChemStation 6890 Scale Mode: Large solvent peaks clipped

Volume Inj. :  
 Signal Phase :  
 Signal Info :

Compound	R.T.	Response	Conc	Units
-----				
System Monitoring Compounds				
4) S n-Eicosane	0.000	0	N.D.	ug/mL
8) S1 Squalene	11.562	10566452	5.103	ug/mLm
Target Compounds				
1) H DRO C10-C20	5.050	399833937	209.492	ug/mLm
2) H DRO C10-C25	5.150	454231289	211.090	ug/mLm
3) H DRO C10-C28	6.850	505640369	227.413	ug/mLm
5) H1 ORO C20-C34	0.000	0	N.D.	ug/mL
6) H1 ORO C25-C36	0.000	0	N.D.	ug/mL
7) H1 DRO C10-C36	8.400	896079563	296.890	ug/mLm
-----				

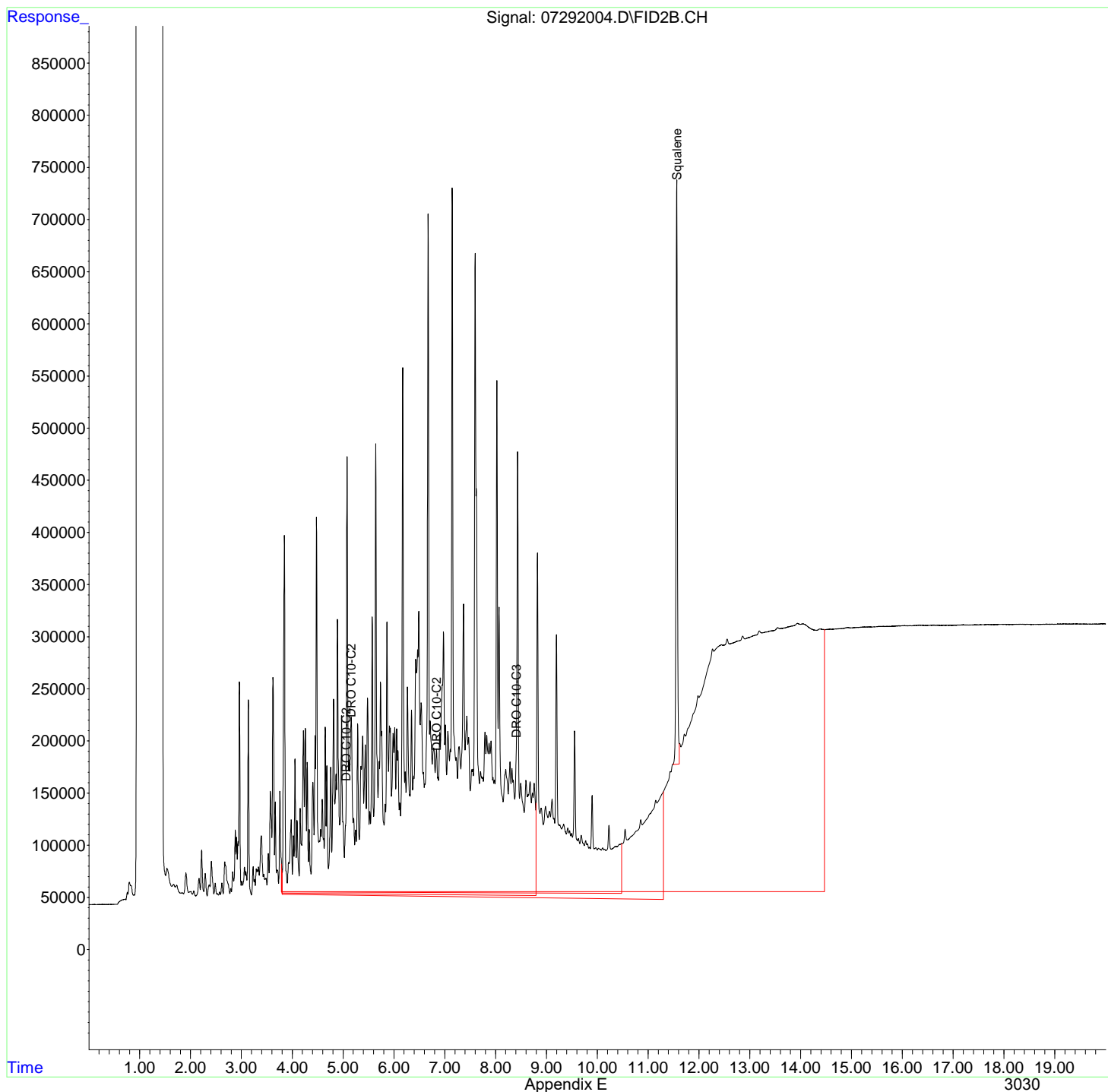
(f)=RT Delta > 1/2 Window

(m)=manual int.

Data Path : R:\2\DATA\072920\  
Data File : 07292004.D  
Signal(s) : FID2B.CH  
Acq On : 29 Jul 2020 9:49 pm  
Operator : GCSVOC-Annie  
Sample : ICAL2-DRO-072920  
Misc :  
ALS Vial : 4 Sample Multiplier: 1

Integration File: EVENTS.E  
Quant Time: Jul 30 08:21:08 2020  
Quant Method : Z:\HPCHEM\2\METHODS\072920DRO-ORO.M  
Quant Title : DRO-ORO 09-09-15 DRO/ORO  
QLast Update : Thu Jul 30 08:20:10 2020  
Response via : Initial Calibration  
Integrator: ChemStation 6890 Scale Mode: Large solvent peaks clipped

Volume Inj. :  
Signal Phase :  
Signal Info :



Data Path : R:\2\DATA\072920\  
 Data File : 07292005.D  
 Signal(s) : FID2B.CH  
 Acq On : 29 Jul 2020 10:16 pm  
 Operator : GCSVOC-Annie  
 Sample : ICAL3-DRO-072920  
 Misc :  
 ALS Vial : 5 Sample Multiplier: 1

Integration File: EVENTS.E  
 Quant Time: Jul 30 08:19:54 2020  
 Quant Method : Z:\HPCHEM\2\METHODS\072920DRO-ORO.M  
 Quant Title : DRO-ORO 09-09-15 DRO/ORO  
 QLast Update : Thu Jul 30 08:18:43 2020  
 Response via : Initial Calibration  
 Integrator: ChemStation 6890 Scale Mode: Large solvent peaks clipped

Volume Inj. :  
 Signal Phase :  
 Signal Info :

Compound	R.T.	Response	Conc	Units
-----				
System Monitoring Compounds				
4) S n-Eicosane	0.000	0	N.D.	ug/mL
8) S1 Squalene	11.563	21392695	10.958	ug/mLm
Target Compounds				
1) H DRO C10-C20	5.050	1021268999	535.180	ug/mLm
2) H DRO C10-C25	5.150	1122777798	521.915	ug/mLm
3) H DRO C10-C28	6.850	1182837712	547.785	ug/mLm
5) H1 ORO C20-C34	0.000	0	N.D.	ug/mL
6) H1 ORO C25-C36	0.000	0	N.D.	ug/mL
7) H1 DRO C10-C36	8.400	1533602559	632.417	ug/mLm
-----				

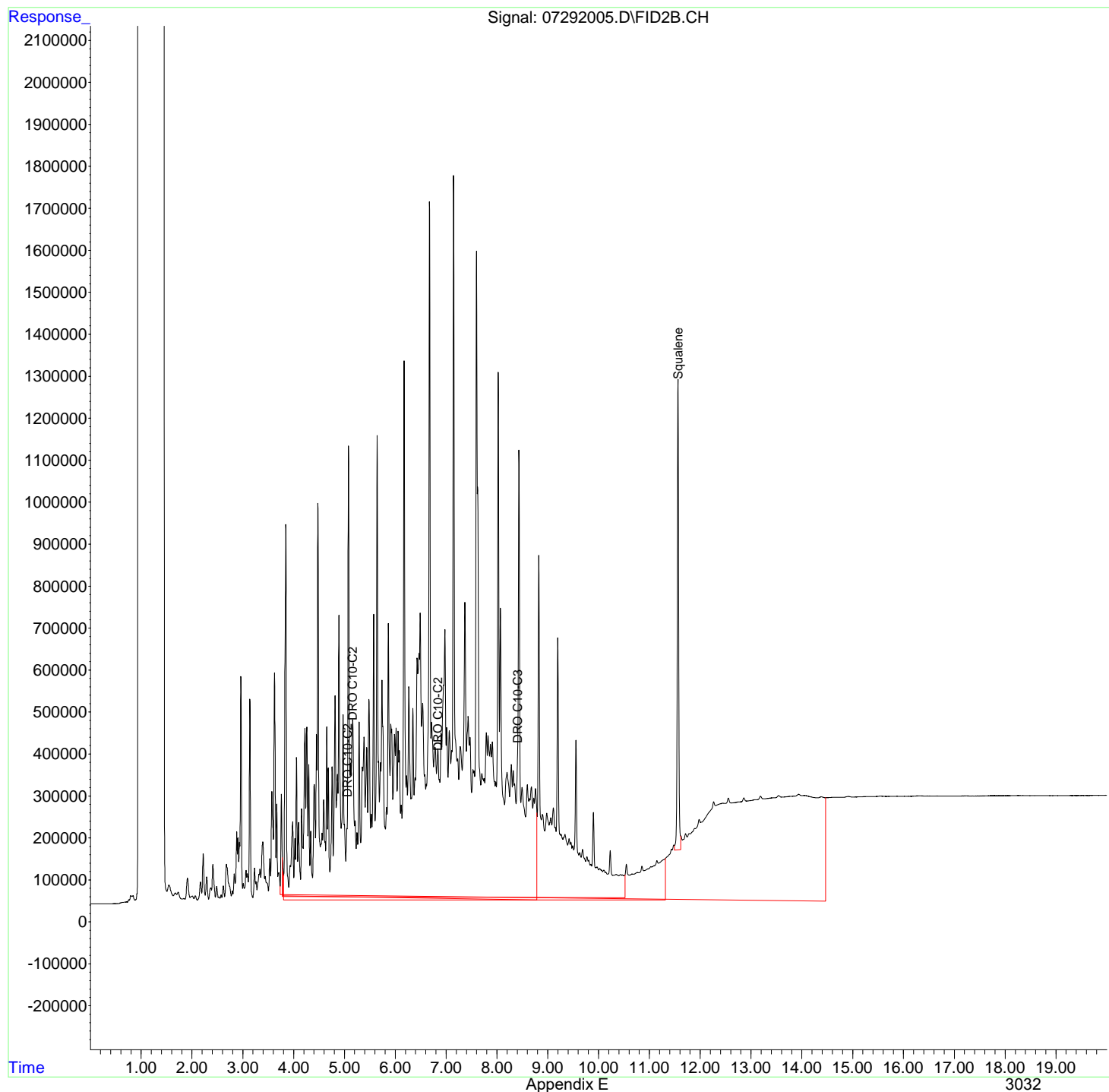
(f)=RT Delta > 1/2 Window

(m)=manual int.

Data Path : R:\2\DATA\072920\  
Data File : 07292005.D  
Signal(s) : FID2B.CH  
Acq On : 29 Jul 2020 10:16 pm  
Operator : GCSVOC-Annie  
Sample : ICAL3-DRO-072920  
Misc :  
ALS Vial : 5 Sample Multiplier: 1

Integration File: EVENTS.E  
Quant Time: Jul 30 08:19:54 2020  
Quant Method : Z:\HPCHEM\2\METHODS\072920DRO-ORO.M  
Quant Title : DRO-ORO 09-09-15 DRO/ORO  
QLast Update : Thu Jul 30 08:18:43 2020  
Response via : Initial Calibration  
Integrator: ChemStation 6890 Scale Mode: Large solvent peaks clipped

Volume Inj. :  
Signal Phase :  
Signal Info :



Data Path : R:\2\DATA\072920\  
 Data File : 07292006.D  
 Signal(s) : FID2B.CH  
 Acq On : 29 Jul 2020 10:43 pm  
 Operator : GCSVOC-Annie  
 Sample : ICAL4-DRO-072920  
 Misc :  
 ALS Vial : 6 Sample Multiplier: 1

Integration File: EVENTS.E  
 Quant Time: Jul 30 08:15:50 2020  
 Quant Method : Z:\HPCHEM\2\METHODS\072920DRO-ORO.M  
 Quant Title : DRO-ORO 09-09-15 DRO/ORO  
 QLast Update : Fri Feb 28 16:32:12 2020  
 Response via : Initial Calibration  
 Integrator: ChemStation 6890 Scale Mode: Large solvent peaks clipped

Volume Inj. :  
 Signal Phase :  
 Signal Info :

Compound	R.T.	Response	Conc	Units
-----				
System Monitoring Compounds				
4) S n-Eicosane	0.000	0	N.D.	ug/mL
8) S1 Squalene	11.564	40581208	24.923	ug/mLm
Target Compounds				
1) H DRO C10-C20	5.050	2010840613	1334.361	ug/mLm
2) H DRO C10-C25	5.150	2149552029	1224.791	ug/mLm
3) H DRO C10-C28	6.850	2125776879	1178.668	ug/mLm
5) H1 ORO C20-C34	0.000	0	N.D.	ug/mL
6) H1 ORO C25-C36	0.000	0	N.D.	ug/mL
7) H1 DRO C10-C36	8.400	2420403703	1286.082	ug/mLm
-----				

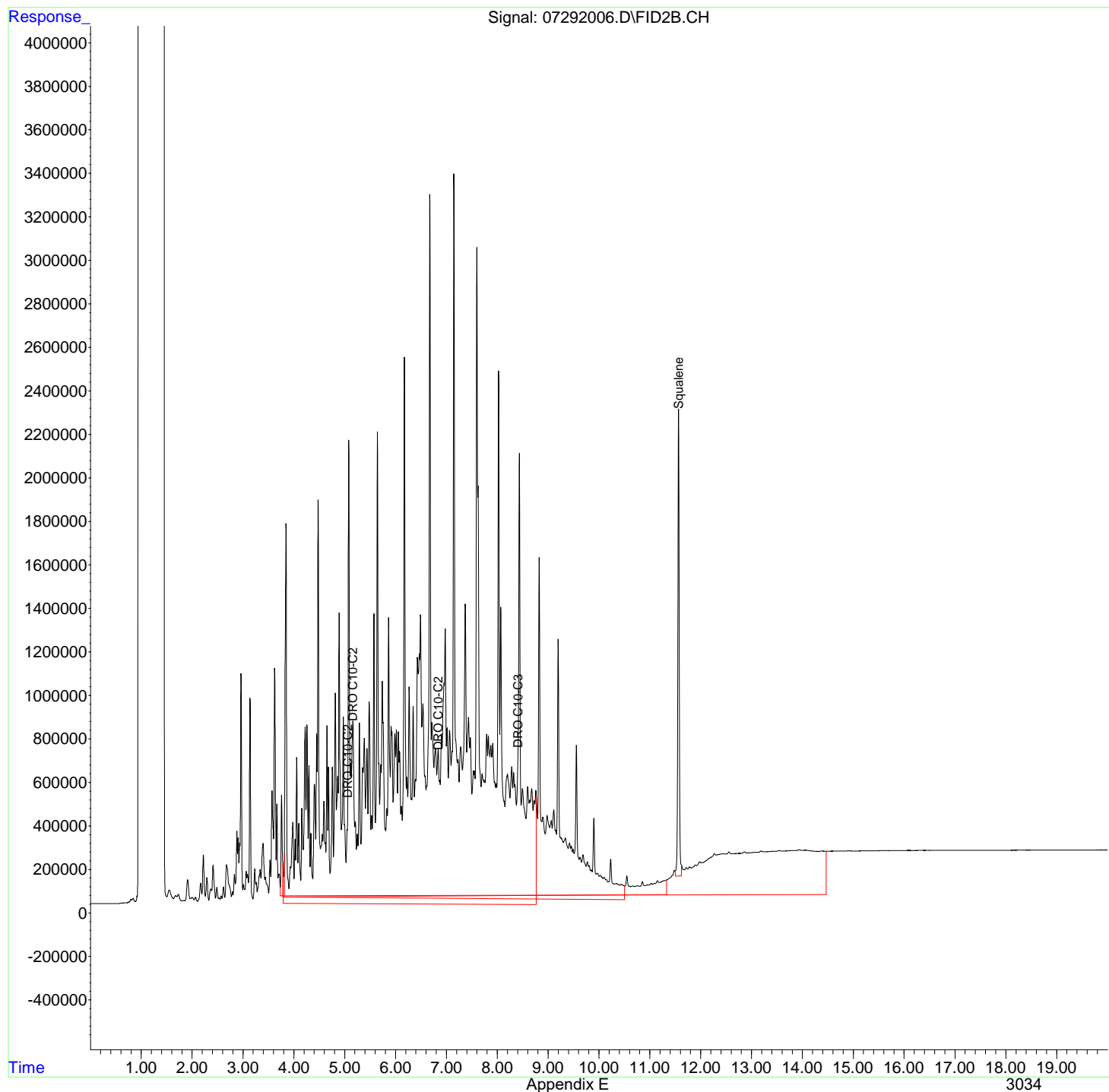
(f)=RT Delta > 1/2 Window

(m)=manual int.

Data Path : R:\2\DATA\072920\  
Data File : 07292006.D  
Signal(s) : FID2B.CH  
Acq On : 29 Jul 2020 10:43 pm  
Operator : GCSVOC-Annie  
Sample : ICAL4-DRO-072920  
Misc :  
ALS Vial : 6 Sample Multiplier: 1

Integration File: EVENTS.E  
Quant Time: Jul 30 08:15:50 2020  
Quant Method : Z:\HPCHEM\2\METHODS\072920DRO-ORO.M  
Quant Title : DRO-ORO 09-09-15 DRO/ORO  
QLast Update : Fri Feb 28 16:32:12 2020  
Response via : Initial Calibration  
Integrator: ChemStation 6890 Scale Mode: Large solvent peaks clipped

Volume Inj. :  
Signal Phase :  
Signal Info :



Data Path : R:\2\DATA\072920\  
 Data File : 07292007.D  
 Signal(s) : FID2B.CH  
 Acq On : 29 Jul 2020 11:10 pm  
 Operator : GCSVOC-Annie  
 Sample : ICAL5-DRO-072920  
 Misc :  
 ALS Vial : 7 Sample Multiplier: 1

Integration File: EVENTS.E  
 Quant Time: Jul 30 08:17:22 2020  
 Quant Method : Z:\HPCHEM\2\METHODS\072920DRO-ORO.M  
 Quant Title : DRO-ORO 09-09-15 DRO/ORO  
 QLast Update : Thu Jul 30 08:16:15 2020  
 Response via : Initial Calibration  
 Integrator: ChemStation 6890 Scale Mode: Large solvent peaks clipped

Volume Inj. :  
 Signal Phase :  
 Signal Info :

Compound	R.T.	Response	Conc	Units
-----				
System Monitoring Compounds				
4) S n-Eicosane	0.000	0	N.D.	ug/mL
8) S1 Squalene	11.564	53017884	31.205	ug/mLm
Target Compounds				
1) H DRO C10-C20	5.050	9814830220	6467.097	ug/mLm
2) H DRO C10-C25	5.150	11330341570	6422.706	ug/mLm
3) H DRO C10-C28	6.850	11178240841	6210.065	ug/mLm
5) H1 ORO C20-C34	0.000	0	N.D.	ug/mL
6) H1 ORO C25-C36	0.000	0	N.D.	ug/mL
7) H1 DRO C10-C36	8.400	11649200217	6593.661	ug/mLm
-----				

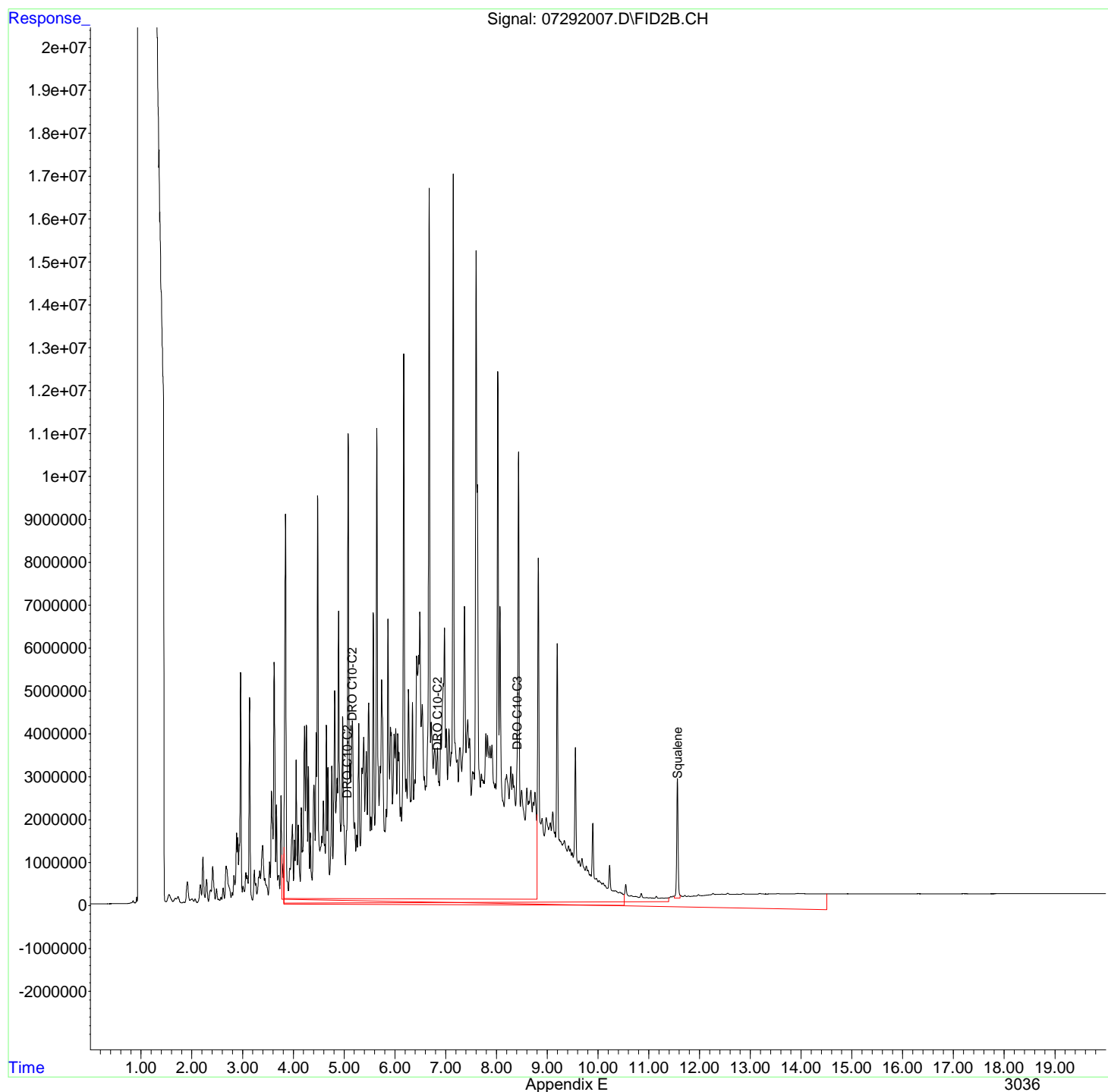
(f)=RT Delta > 1/2 Window

(m)=manual int.

Data Path : R:\2\DATA\072920\  
Data File : 07292007.D  
Signal(s) : FID2B.CH  
Acq On : 29 Jul 2020 11:10 pm  
Operator : GCSVOC-Annie  
Sample : ICAL5-DRO-072920  
Misc :  
ALS Vial : 7 Sample Multiplier: 1

Integration File: EVENTS.E  
Quant Time: Jul 30 08:17:22 2020  
Quant Method : Z:\HPCHEM\2\METHODS\072920DRO-ORO.M  
Quant Title : DRO-ORO 09-09-15 DRO/ORO  
QLast Update : Thu Jul 30 08:16:15 2020  
Response via : Initial Calibration  
Integrator: ChemStation 6890 Scale Mode: Large solvent peaks clipped

Volume Inj. :  
Signal Phase :  
Signal Info :





Data Path : R:\2\DATA\072920\  
 Data File : 07292008.D  
 Signal(s) : FID2B.CH  
 Acq On : 29 Jul 2020 11:37 pm  
 Operator : GCSVOC-Annie  
 Sample : ICAL6-DRO-072920  
 Misc :  
 ALS Vial : 8 Sample Multiplier: 1

Integration File: EVENTS.E  
 Quant Time: Jul 30 08:18:32 2020  
 Quant Method : Z:\HPCHEM\2\METHODS\072920DRO-ORO.M  
 Quant Title : DRO-ORO 09-09-15 DRO/ORO  
 QLast Update : Thu Jul 30 08:17:41 2020  
 Response via : Initial Calibration  
 Integrator: ChemStation 6890 Scale Mode: Large solvent peaks clipped

Volume Inj. :  
 Signal Phase :  
 Signal Info :

Compound	R.T.	Response	Conc Units
-----			
System Monitoring Compounds			
4) S n-Eicosane	0.000	0	N.D. ug/mL
8) S1 Squalene	11.564	96533184	53.505 ug/mLm
Target Compounds			
1) H DRO C10-C20	5.050	19542766758	11767.862 ug/mLm
2) H DRO C10-C25	5.150	21974295547	11475.601 ug/mLm
3) H DRO C10-C28	6.850	21727424252	11329.443 ug/mLm
5) H1 ORO C20-C34	0.000	0	N.D. ug/mL
6) H1 ORO C25-C36	0.000	0	N.D. ug/mL
7) H1 DRO C10-C36	8.400	22003558764	11967.774 ug/mLm
-----			

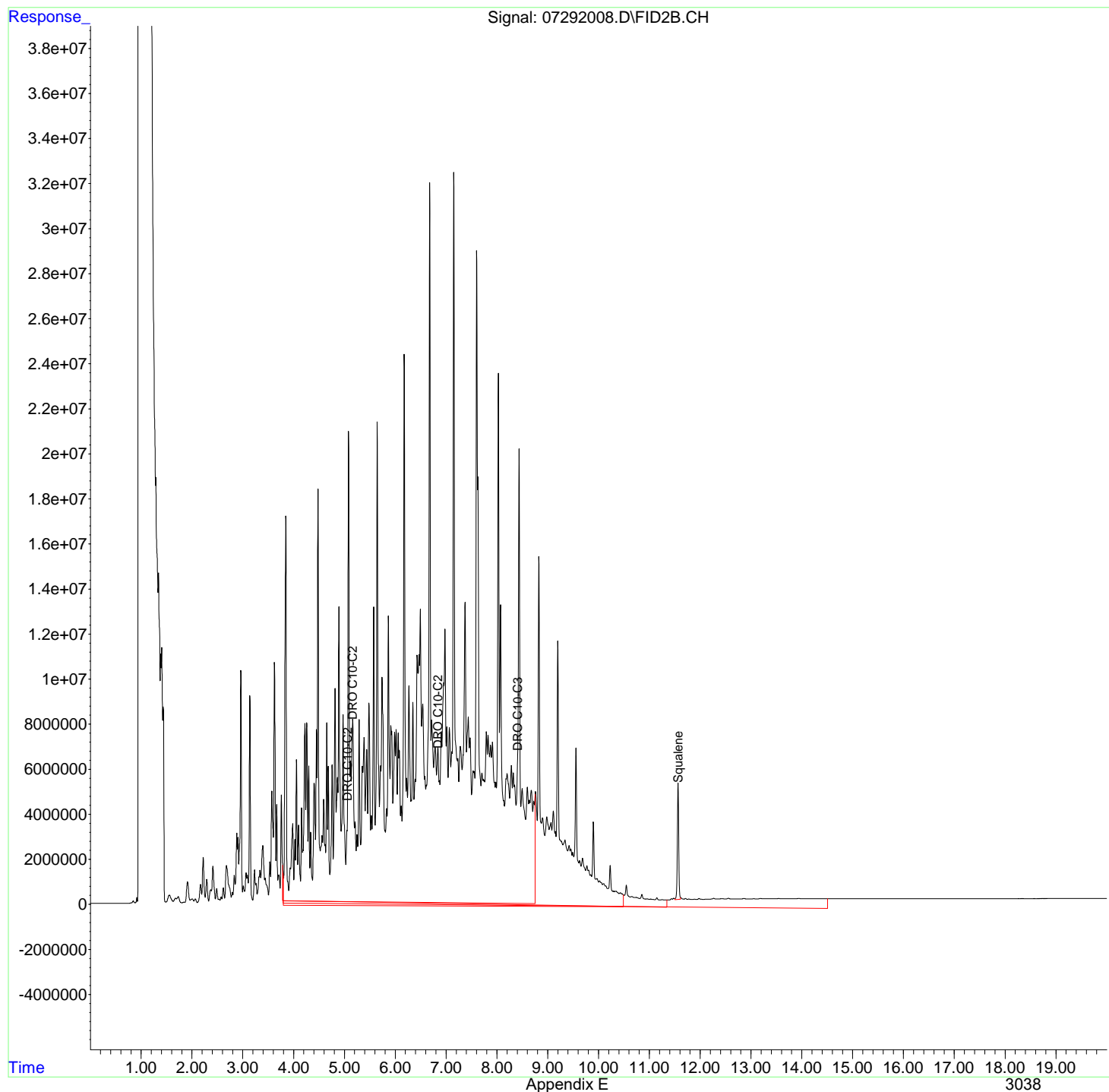
(f)=RT Delta > 1/2 Window

(m)=manual int.

Data Path : R:\2\DATA\072920\  
Data File : 07292008.D  
Signal(s) : FID2B.CH  
Acq On : 29 Jul 2020 11:37 pm  
Operator : GCSVOC-Annie  
Sample : ICAL6-DRO-072920  
Misc :  
ALS Vial : 8 Sample Multiplier: 1

Integration File: EVENTS.E  
Quant Time: Jul 30 08:18:32 2020  
Quant Method : Z:\HPCHEM\2\METHODS\072920DRO-ORO.M  
Quant Title : DRO-ORO 09-09-15 DRO/ORO  
QLast Update : Thu Jul 30 08:17:41 2020  
Response via : Initial Calibration  
Integrator: ChemStation 6890 Scale Mode: Large solvent peaks clipped

Volume Inj. :  
Signal Phase :  
Signal Info :



Data Path : R:\2\DATA\072920\  
 Data File : 07292009.D  
 Signal(s) : FID2B.CH  
 Acq On : 30 Jul 2020 12:05 am  
 Operator : GCSVOC-Annie  
 Sample : ICV-DRO-072920  
 Misc :  
 ALS Vial : 9 Sample Multiplier: 1

Integration File: EVENTS.E  
 Quant Time: Jul 30 08:24:16 2020  
 Quant Method : Z:\HPCHEM\2\METHODS\072920DRO-ORO.M  
 Quant Title : DRO-ORO 09-09-15 DRO/ORO  
 QLast Update : Thu Jul 30 08:22:42 2020  
 Response via : Initial Calibration  
 Integrator: ChemStation 6890 Scale Mode: Large solvent peaks clipped

Volume Inj. :  
 Signal Phase :  
 Signal Info :

Min. RRF : 0.000 Min. Rel. Area : 50% Max. R.T. Dev 0.50min  
 Max. RRF Dev : 15% Max. Rel. Area : 150%

	Compound	Amount	Calc.	%Dev	Area%	Dev (Min)
1 H	DRO C10-C20	1000.000	1053.467	-5.3	0	0.00
2 H	DRO C10-C25	1000.000	955.349	4.5	0	0.00
3 H	DRO C10-C28	1000.000	995.315	0.5	0	0.00
5 H1	ORO C20-C34	1000.000	-97.166	109.7#	0	-9.23#
6 H1	ORO C25-C36	1000.000	-106.212	110.6#	0	-10.70#
7 H1	DRO C10-C36	1000.000	964.726	3.5	0	0.00
8 S1	Squalene	20.000	20.759	-3.8	0	0.00

Evaluate Continuing Calibration Report - Not Found

4 S	n-Eicosane	10.000	0.000	100.0#	0	-8.83#
5 H1	ORO C20-C34	1000.000	-97.166	109.7#	0	-9.23#
6 H1	ORO C25-C36	1000.000	-106.212	110.6#	0	-10.70#

(#) = Out of Range

SPCC's out = 0 CCC's out = 0

Data Path : R:\2\DATA\072920\  
 Data File : 07292009.D  
 Signal(s) : FID2B.CH  
 Acq On : 30 Jul 2020 12:05 am  
 Operator : GCSVOC-Annie  
 Sample : ICV-DRO-072920  
 Misc :  
 ALS Vial : 9 Sample Multiplier: 1

Integration File: EVENTS.E  
 Quant Time: Jul 30 08:24:16 2020  
 Quant Method : Z:\HPCHEM\2\METHODS\072920DRO-ORO.M  
 Quant Title : DRO-ORO 09-09-15 DRO/ORO  
 QLast Update : Thu Jul 30 08:22:42 2020  
 Response via : Initial Calibration  
 Integrator: ChemStation 6890 Scale Mode: Large solvent peaks clipped

Volume Inj. :  
 Signal Phase :  
 Signal Info :

Compound	R.T.	Response	Conc	Units
-----				
System Monitoring Compounds				
4) S n-Eicosane	0.000	0	N.D.	ug/mL
8) S1 Squalene	11.562	42101498	20.759	ug/mLm
Target Compounds				
1) H DRO C10-C20	5.050	2098086840	1053.467	ug/mLm
2) H DRO C10-C25	5.150	2163649994	955.349	ug/mLm
3) H DRO C10-C28	6.850	2254549233	995.315	ug/mLm
5) H1 ORO C20-C34	0.000	0	N.D.	ug/mL
6) H1 ORO C25-C36	0.000	0	N.D.	ug/mL
7) H1 DRO C10-C36	8.400	2432218434	964.726	ug/mLm
-----				

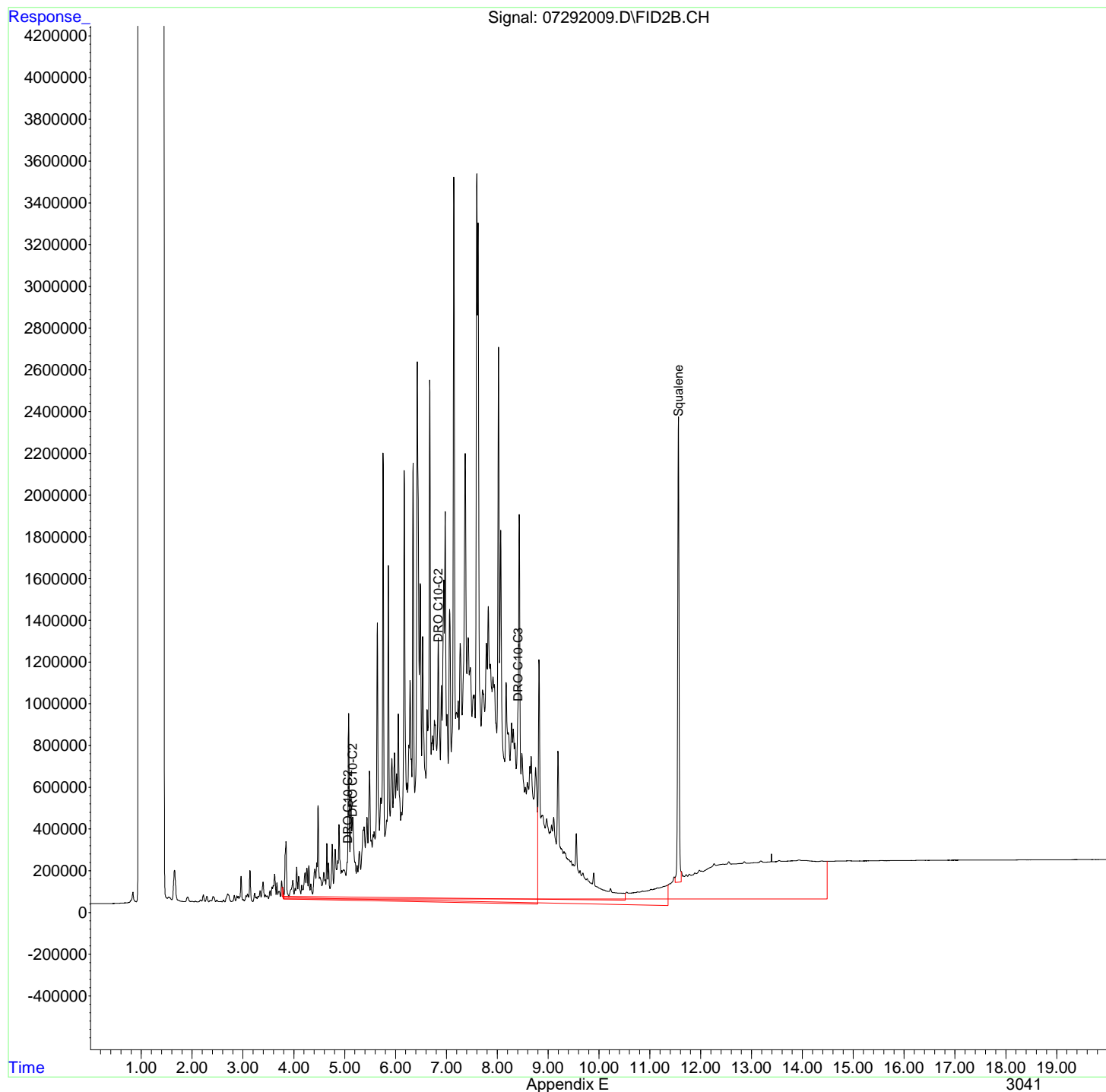
(f)=RT Delta > 1/2 Window

(m)=manual int.

Data Path : R:\2\DATA\072920\  
Data File : 07292009.D  
Signal(s) : FID2B.CH  
Acq On : 30 Jul 2020 12:05 am  
Operator : GCSVOC-Annie  
Sample : ICV-DRO-072920  
Misc :  
ALS Vial : 9 Sample Multiplier: 1

Integration File: EVENTS.E  
Quant Time: Jul 30 08:24:16 2020  
Quant Method : Z:\HPCHEM\2\METHODS\072920DRO-ORO.M  
Quant Title : DRO-ORO 09-09-15 DRO/ORO  
QLast Update : Thu Jul 30 08:22:42 2020  
Response via : Initial Calibration  
Integrator: ChemStation 6890 Scale Mode: Large solvent peaks clipped

Volume Inj. :  
Signal Phase :  
Signal Info :



Data Path : R:\2\DATA\072920\  
 Data File : 07292010.D  
 Signal(s) : FID2B.CH  
 Acq On : 30 Jul 2020 12:32 am  
 Operator : GCSVOC-Annie  
 Sample : ICAL1-ORO-072920  
 Misc :  
 ALS Vial : 10 Sample Multiplier: 1

Integration File: EVENTS.E  
 Quant Time: Jul 30 08:38:33 2020  
 Quant Method : Z:\HPCHEM\2\METHODS\072920DRO-ORO.M  
 Quant Title : DRO-ORO 09-09-15 DRO/ORO  
 QLast Update : Thu Jul 30 08:37:21 2020  
 Response via : Initial Calibration  
 Integrator: ChemStation 6890 Scale Mode: Large solvent peaks clipped

Volume Inj. :  
 Signal Phase :  
 Signal Info :

Compound	R.T.	Response	Conc Units
-----			
System Monitoring Compounds			
4) S n-Eicosane	8.822	8935699	3.570 ug/mL
8) S1 Squalene	0.000	0	N.D. ug/mL
Target Compounds			
1) H DRO C10-C20	0.000	0	N.D. ug/mL
2) H DRO C10-C25	0.000	0	N.D. ug/mL
3) H DRO C10-C28	0.000	0	N.D. ug/mL
5) H1 ORO C20-C34	9.230	462953690	256.297 ug/mLm
6) H1 ORO C25-C36	10.700	592116141	264.277 ug/mLm
7) H1 DRO C10-C36	0.000	0	N.D. ug/mL
-----			

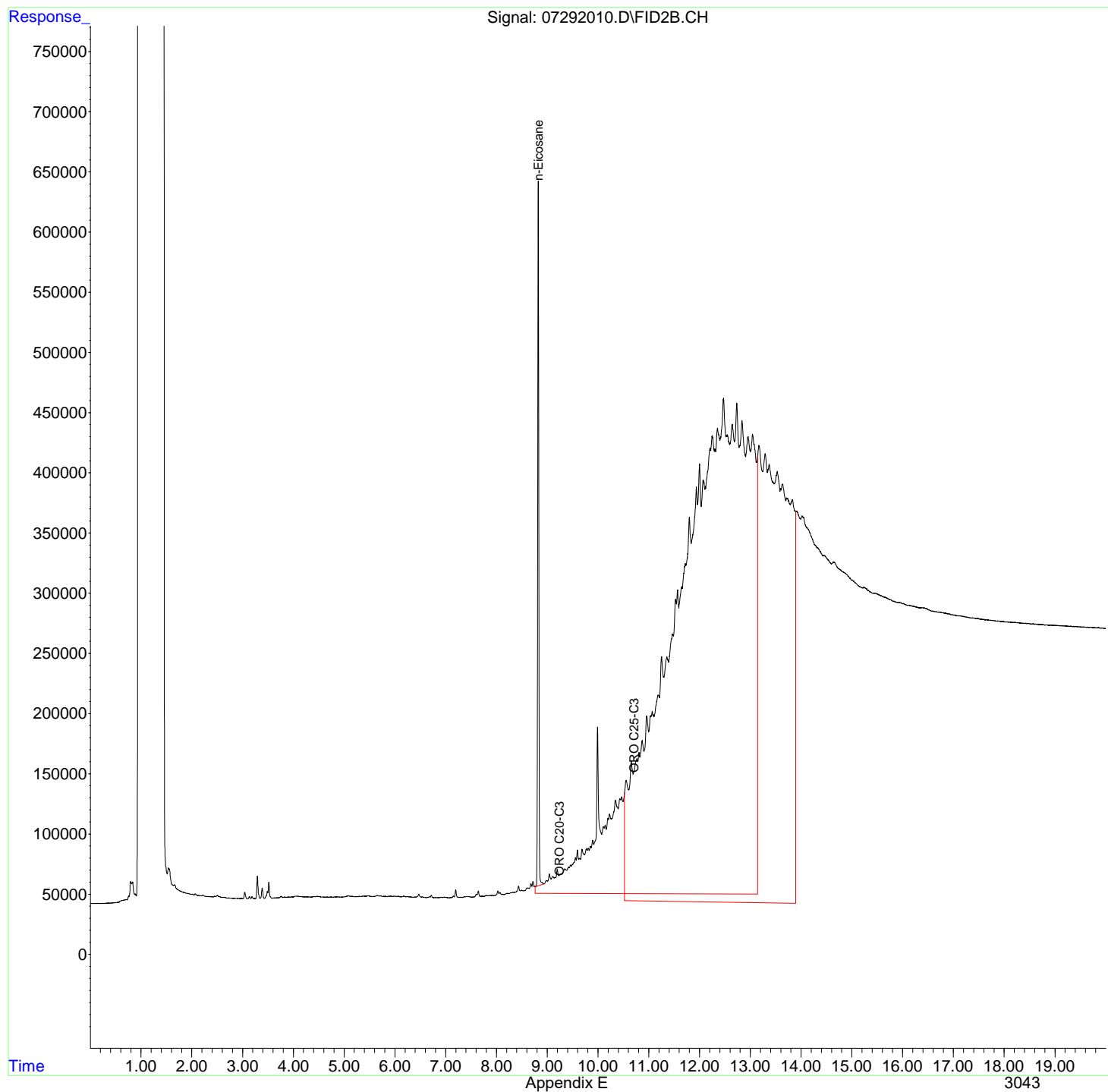
(f)=RT Delta > 1/2 Window

(m)=manual int.

Data Path : R:\2\DATA\072920\  
Data File : 07292010.D  
Signal(s) : FID2B.CH  
Acq On : 30 Jul 2020 12:32 am  
Operator : GCSVOC-Annie  
Sample : ICAL1-ORO-072920  
Misc :  
ALS Vial : 10 Sample Multiplier: 1

Integration File: EVENTS.E  
Quant Time: Jul 30 08:38:33 2020  
Quant Method : Z:\HPCHEM\2\METHODS\072920DRO-ORO.M  
Quant Title : DRO-ORO 09-09-15 DRO/ORO  
QLast Update : Thu Jul 30 08:37:21 2020  
Response via : Initial Calibration  
Integrator: ChemStation 6890 Scale Mode: Large solvent peaks clipped

Volume Inj. :  
Signal Phase :  
Signal Info :



Data Path : R:\2\DATA\072920\  
 Data File : 07292011.D  
 Signal(s) : FID2B.CH  
 Acq On : 30 Jul 2020 12:59 am  
 Operator : GCSVOC-Annie  
 Sample : ICAL2-ORO-072920  
 Misc :  
 ALS Vial : 11 Sample Multiplier: 1

Integration File: EVENTS.E  
 Quant Time: Jul 30 08:37:07 2020  
 Quant Method : Z:\HPCHEM\2\METHODS\072920DRO-ORO.M  
 Quant Title : DRO-ORO 09-09-15 DRO/ORO  
 QLast Update : Thu Jul 30 08:36:10 2020  
 Response via : Initial Calibration  
 Integrator: ChemStation 6890 Scale Mode: Large solvent peaks clipped

Volume Inj. :  
 Signal Phase :  
 Signal Info :

Compound	R.T.	Response	Conc Units
-----			
System Monitoring Compounds			
4) S n-Eicosane	8.822	13863223	5.861 ug/mL
8) S1 Squalene	0.000	0	N.D. ug/mL
Target Compounds			
1) H DRO C10-C20	0.000	0	N.D. ug/mL
2) H DRO C10-C25	0.000	0	N.D. ug/mL
3) H DRO C10-C28	0.000	0	N.D. ug/mL
5) H1 ORO C20-C34	9.230	851606030	589.605 ug/mLm
6) H1 ORO C25-C36	10.700	1056476710	613.933 ug/mLm
7) H1 DRO C10-C36	0.000	0	N.D. ug/mL
-----			

(f)=RT Delta > 1/2 Window

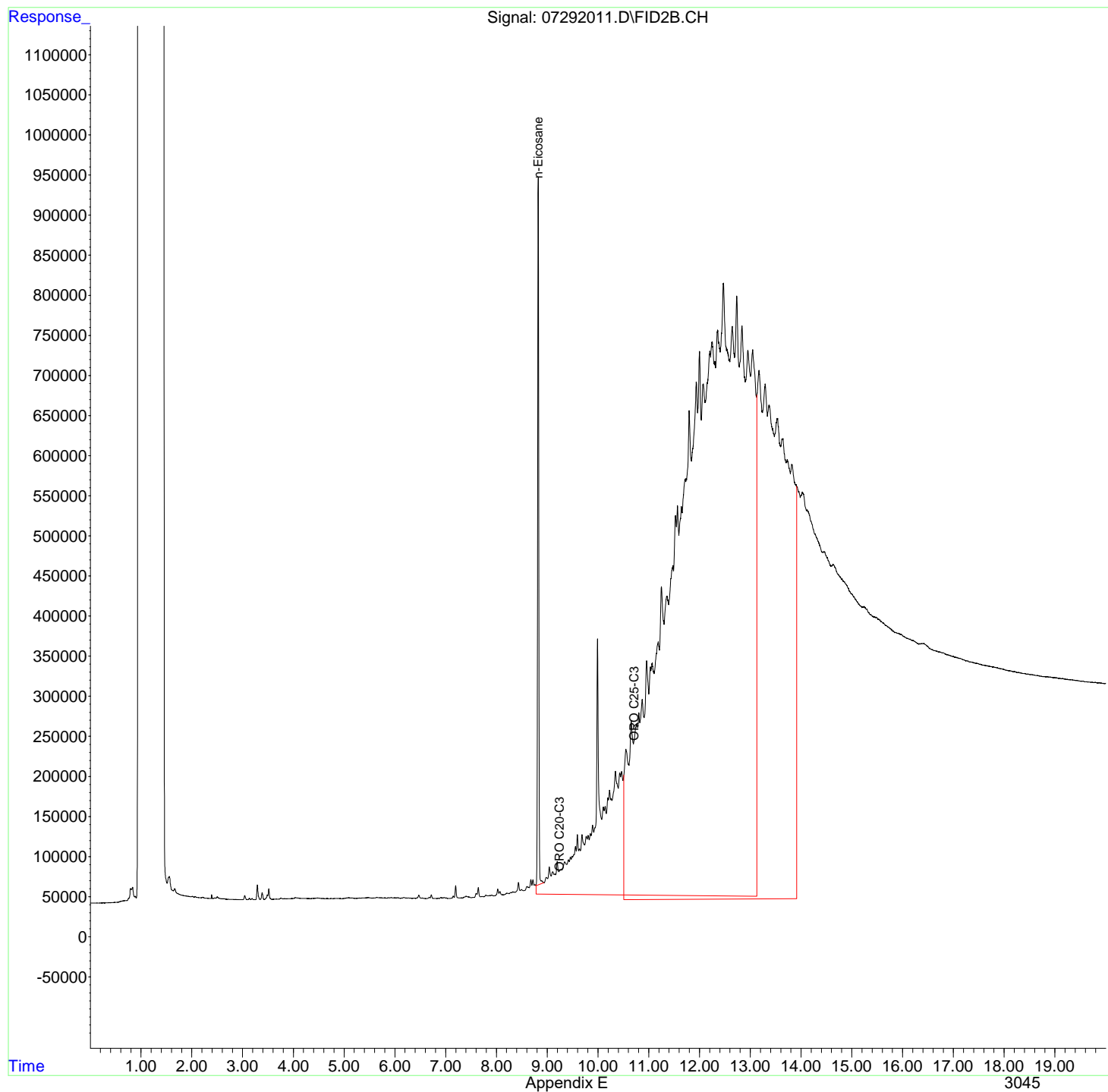
(m)=manual int.



Data Path : R:\2\DATA\072920\  
Data File : 07292011.D  
Signal(s) : FID2B.CH  
Acq On : 30 Jul 2020 12:59 am  
Operator : GCSVOC-Annie  
Sample : ICAL2-ORO-072920  
Misc :  
ALS Vial : 11 Sample Multiplier: 1

Integration File: EVENTS.E  
Quant Time: Jul 30 08:37:07 2020  
Quant Method : Z:\HPCHEM\2\METHODS\072920DRO-ORO.M  
Quant Title : DRO-ORO 09-09-15 DRO/ORO  
QLast Update : Thu Jul 30 08:36:10 2020  
Response via : Initial Calibration  
Integrator: ChemStation 6890 Scale Mode: Large solvent peaks clipped

Volume Inj. :  
Signal Phase :  
Signal Info :



Data Path : R:\2\DATA\072920\  
 Data File : 07292012.D  
 Signal(s) : FID2B.CH  
 Acq On : 30 Jul 2020 1:26 am  
 Operator : GCSVOC-Annie  
 Sample : ICAL3-ORO-072920  
 Misc :  
 ALS Vial : 12 Sample Multiplier: 1

Integration File: EVENTS.E  
 Quant Time: Jul 30 08:35:56 2020  
 Quant Method : Z:\HPCHEM\2\METHODS\072920DRO-ORO.M  
 Quant Title : DRO-ORO 09-09-15 DRO/ORO  
 QLast Update : Thu Jul 30 08:35:01 2020  
 Response via : Initial Calibration  
 Integrator: ChemStation 6890 Scale Mode: Large solvent peaks clipped

Volume Inj. :  
 Signal Phase :  
 Signal Info :

Compound	R.T.	Response	Conc Units
-----			
System Monitoring Compounds			
4) S n-Eicosane	8.821	24387199	10.543 ug/mL
8) S1 Squalene	0.000	0	N.D. ug/mL
Target Compounds			
1) H DRO C10-C20	0.000	0	N.D. ug/mL
2) H DRO C10-C25	0.000	0	N.D. ug/mL
3) H DRO C10-C28	0.000	0	N.D. ug/mL
5) H1 ORO C20-C34	9.230	1553548335	1172.425 ug/mLm
6) H1 ORO C25-C36	10.700	1833228176	1175.748 ug/mLm
7) H1 DRO C10-C36	0.000	0	N.D. ug/mL
-----			

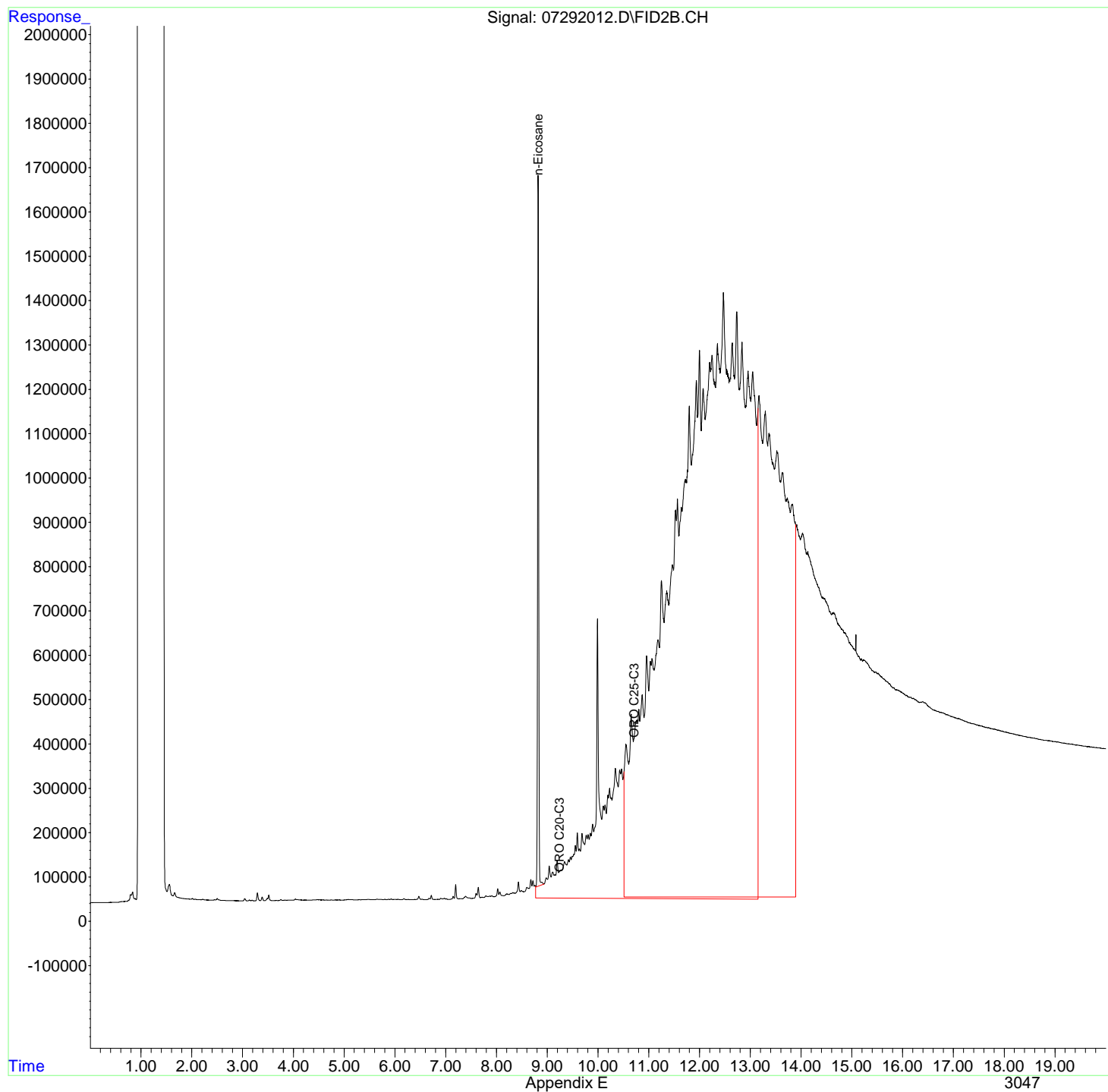
(f)=RT Delta > 1/2 Window

(m)=manual int.

Data Path : R:\2\DATA\072920\  
Data File : 07292012.D  
Signal(s) : FID2B.CH  
Acq On : 30 Jul 2020 1:26 am  
Operator : GCSVOC-Annie  
Sample : ICAL3-ORO-072920  
Misc :  
ALS Vial : 12 Sample Multiplier: 1

Integration File: EVENTS.E  
Quant Time: Jul 30 08:35:56 2020  
Quant Method : Z:\HPCHEM\2\METHODS\072920DRO-ORO.M  
Quant Title : DRO-ORO 09-09-15 DRO/ORO  
QLast Update : Thu Jul 30 08:35:01 2020  
Response via : Initial Calibration  
Integrator: ChemStation 6890 Scale Mode: Large solvent peaks clipped

Volume Inj. :  
Signal Phase :  
Signal Info :



Data Path : R:\2\DATA\072920\  
 Data File : 07292013.D  
 Signal(s) : FID2B.CH  
 Acq On : 30 Jul 2020 1:53 am  
 Operator : GCSVOC-Annie  
 Sample : ICAL4-ORO-072920  
 Misc :  
 ALS Vial : 13 Sample Multiplier: 1

Integration File: EVENTS.E  
 Quant Time: Jul 30 08:26:17 2020  
 Quant Method : Z:\HPCHEM\2\METHODS\072920DRO-ORO.M  
 Quant Title : DRO-ORO 09-09-15 DRO/ORO  
 QLast Update : Thu Jul 30 08:22:42 2020  
 Response via : Initial Calibration  
 Integrator: ChemStation 6890 Scale Mode: Large solvent peaks clipped

Volume Inj. :  
 Signal Phase :  
 Signal Info :

Compound	R.T.	Response	Conc	Units
-----				
System Monitoring Compounds				
4) S n-Eicosane	8.822	45746621	24.036	ug/mLm
8) S1 Squalene	0.000	0	N.D.	ug/mL
Target Compounds				
1) H DRO C10-C20	0.000	0	N.D.	ug/mL
2) H DRO C10-C25	0.000	0	N.D.	ug/mL
3) H DRO C10-C28	0.000	0	N.D.	ug/mL
5) H1 ORO C20-C34	9.230	2724301089	2444.590	ug/mLm
6) H1 ORO C25-C36	10.700	3257328961	2449.159	ug/mLm
7) H1 DRO C10-C36	0.000	0	N.D.	ug/mL
-----				

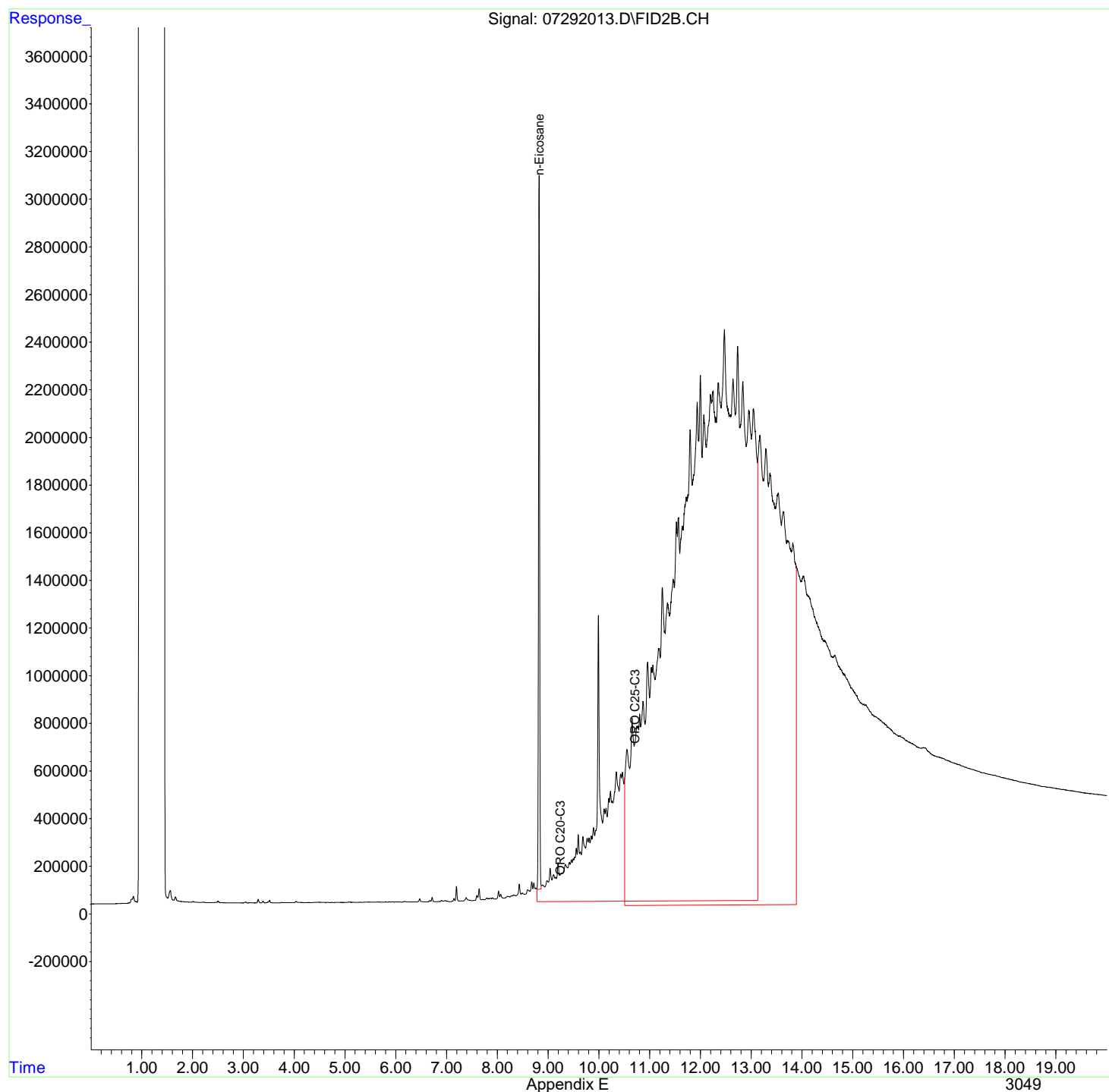
(f)=RT Delta > 1/2 Window

(m)=manual int.

Data Path : R:\2\DATA\072920\  
Data File : 07292013.D  
Signal(s) : FID2B.CH  
Acq On : 30 Jul 2020 1:53 am  
Operator : GCSVOC-Annie  
Sample : ICAL4-ORO-072920  
Misc :  
ALS Vial : 13 Sample Multiplier: 1

Integration File: EVENTS.E  
Quant Time: Jul 30 08:26:17 2020  
Quant Method : Z:\HPCHEM\2\METHODS\072920DRO-ORO.M  
Quant Title : DRO-ORO 09-09-15 DRO/ORO  
QLast Update : Thu Jul 30 08:22:42 2020  
Response via : Initial Calibration  
Integrator: ChemStation 6890 Scale Mode: Large solvent peaks clipped

Volume Inj. :  
Signal Phase :  
Signal Info :



Data Path : R:\2\DATA\072920\  
 Data File : 07292014.D  
 Signal(s) : FID2B.CH  
 Acq On : 30 Jul 2020 2:20 am  
 Operator : GCSVOC-Annie  
 Sample : ICAL5-ORO-072920  
 Misc :  
 ALS Vial : 14 Sample Multiplier: 1

Integration File: EVENTS.E  
 Quant Time: Jul 30 08:29:35 2020  
 Quant Method : Z:\HPCHEM\2\METHODS\072920DRO-ORO.M  
 Quant Title : DRO-ORO 09-09-15 DRO/ORO  
 QLast Update : Thu Jul 30 08:26:31 2020  
 Response via : Initial Calibration  
 Integrator: ChemStation 6890 Scale Mode: Large solvent peaks clipped

Volume Inj. :  
 Signal Phase :  
 Signal Info :

Compound	R.T.	Response	Conc Units
-----			
System Monitoring Compounds			
4) S n-Eicosane	8.822	63376875	32.525 ug/mLm
8) S1 Squalene	0.000	0	N.D. ug/mL
Target Compounds			
1) H DRO C10-C20	0.000	0	N.D. ug/mL
2) H DRO C10-C25	0.000	0	N.D. ug/mL
3) H DRO C10-C28	0.000	0	N.D. ug/mL
5) H1 ORO C20-C34	9.230	6833199797	6147.541 ug/mLm
6) H1 ORO C25-C36	10.700	8104157091	6114.781 ug/mLm
7) H1 DRO C10-C36	0.000	0	N.D. ug/mL
-----			

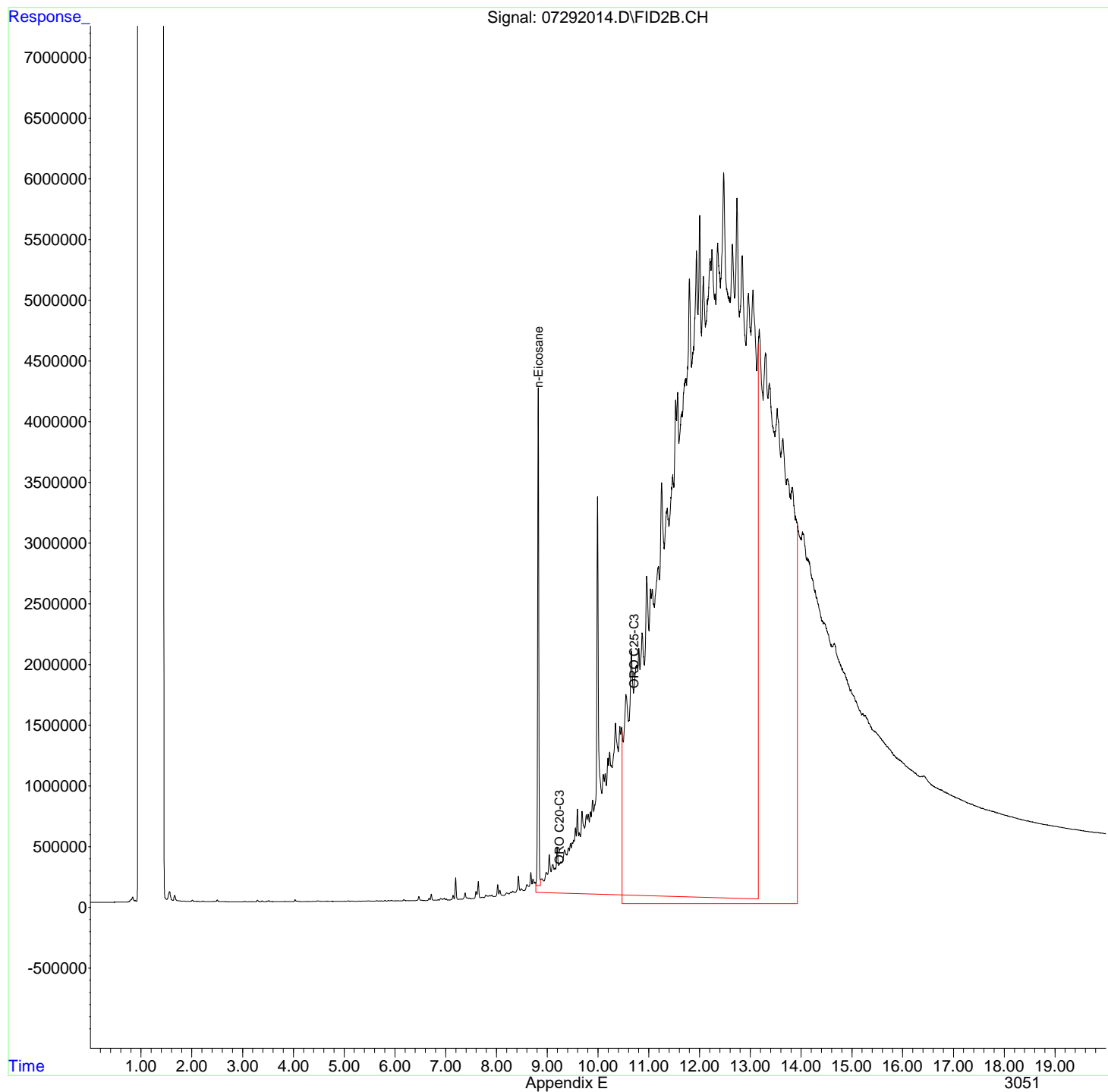
(f)=RT Delta > 1/2 Window

(m)=manual int.

Data Path : R:\2\DATA\072920\  
Data File : 07292014.D  
Signal(s) : FID2B.CH  
Acq On : 30 Jul 2020 2:20 am  
Operator : GCSVOC-Annie  
Sample : ICAL5-ORO-072920  
Misc :  
ALS Vial : 14 Sample Multiplier: 1

Integration File: EVENTS.E  
Quant Time: Jul 30 08:29:35 2020  
Quant Method : Z:\HPCHEM\2\METHODS\072920DRO-ORO.M  
Quant Title : DRO-ORO 09-09-15 DRO/ORO  
QLast Update : Thu Jul 30 08:26:31 2020  
Response via : Initial Calibration  
Integrator: ChemStation 6890 Scale Mode: Large solvent peaks clipped

Volume Inj. :  
Signal Phase :  
Signal Info :



Data Path : R:\2\DATA\072920\  
 Data File : 07292015.D  
 Signal(s) : FID2B.CH  
 Acq On : 30 Jul 2020 2:47 am  
 Operator : GCSVOC-Annie  
 Sample : ICAL6-ORO-072920  
 Misc :  
 ALS Vial : 15 Sample Multiplier: 1

Integration File: EVENTS.E  
 Quant Time: Jul 30 08:32:35 2020  
 Quant Method : Z:\HPCHEM\2\METHODS\072920DRO-ORO.M  
 Quant Title : DRO-ORO 09-09-15 DRO/ORO  
 QLast Update : Thu Jul 30 08:30:05 2020  
 Response via : Initial Calibration  
 Integrator: ChemStation 6890 Scale Mode: Large solvent peaks clipped

Volume Inj. :  
 Signal Phase :  
 Signal Info :

Compound	R.T.	Response	Conc Units
-----			
System Monitoring Compounds			
4) S n-Eicosane	8.822	123328089	59.107 ug/mL
8) S1 Squalene	0.000	0	N.D. ug/mL
Target Compounds			
1) H DRO C10-C20	0.000	0	N.D. ug/mL
2) H DRO C10-C25	0.000	0	N.D. ug/mL
3) H DRO C10-C28	0.000	0	N.D. ug/mL
5) H1 ORO C20-C34	9.230	13032939782	10967.865 ug/mLm
6) H1 ORO C25-C36	10.700	14766277908	10433.630 ug/mLm
7) H1 DRO C10-C36	0.000	0	N.D. ug/mL
-----			

(f)=RT Delta > 1/2 Window

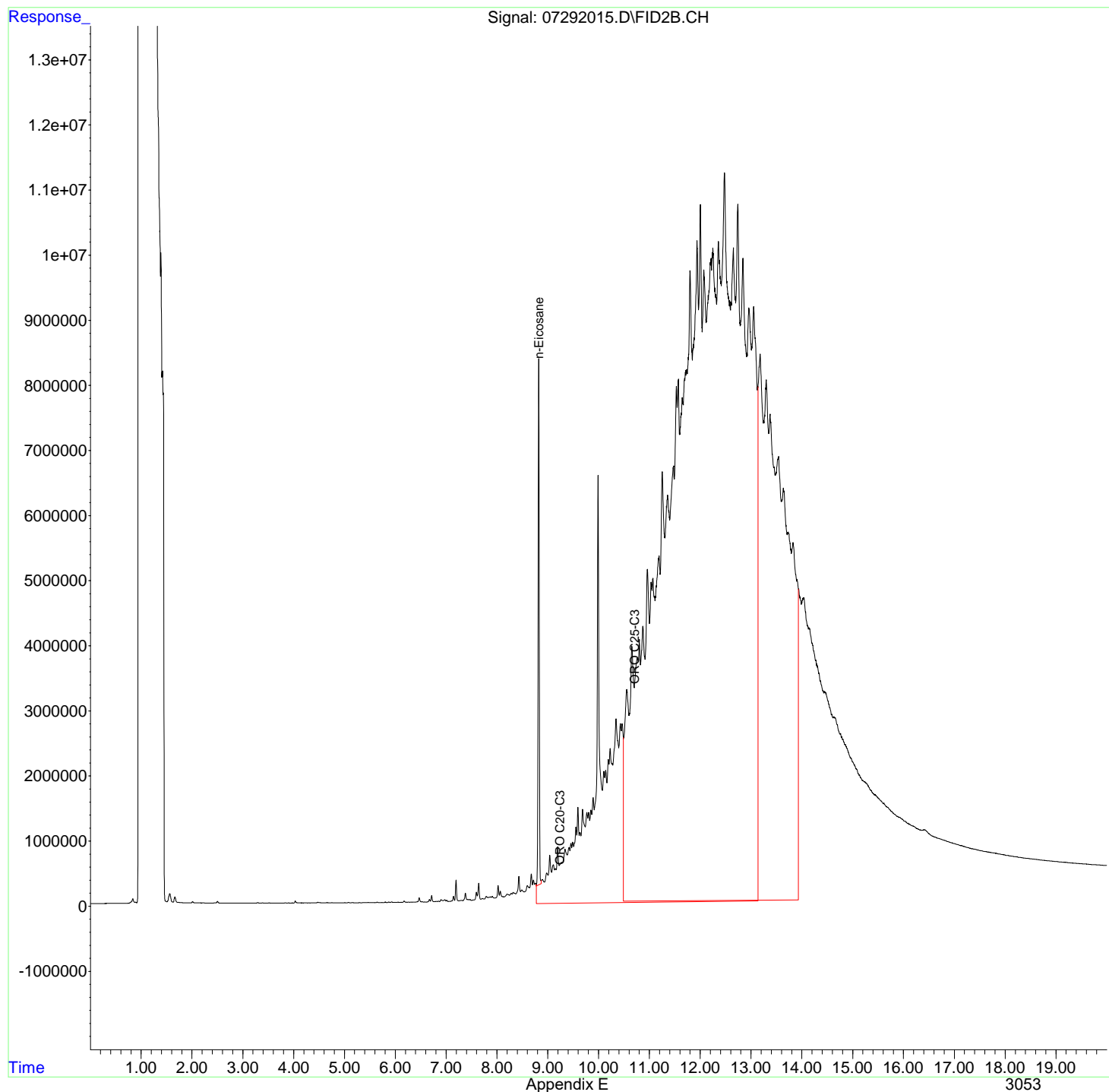
(m)=manual int.



Data Path : R:\2\DATA\072920\  
Data File : 07292015.D  
Signal(s) : FID2B.CH  
Acq On : 30 Jul 2020 2:47 am  
Operator : GCSVOC-Annie  
Sample : ICAL6-ORO-072920  
Misc :  
ALS Vial : 15 Sample Multiplier: 1

Integration File: EVENTS.E  
Quant Time: Jul 30 08:32:35 2020  
Quant Method : Z:\HPCHEM\2\METHODS\072920DRO-ORO.M  
Quant Title : DRO-ORO 09-09-15 DRO/ORO  
QLast Update : Thu Jul 30 08:30:05 2020  
Response via : Initial Calibration  
Integrator: ChemStation 6890 Scale Mode: Large solvent peaks clipped

Volume Inj. :  
Signal Phase :  
Signal Info :



Data Path : R:\2\DATA\072920\  
 Data File : 07292016.D  
 Signal(s) : FID2B.CH  
 Acq On : 30 Jul 2020 3:14 am  
 Operator : GCSVOC-Annie  
 Sample : ICV-ORO-072920  
 Misc :  
 ALS Vial : 16 Sample Multiplier: 1

Integration File: EVENTS.E  
 Quant Time: Jul 30 08:42:25 2020  
 Quant Method : Z:\HPCHEM\2\METHODS\072920DRO-ORO.M  
 Quant Title : DRO-ORO 09-09-15 DRO/ORO  
 QLast Update : Thu Jul 30 08:38:45 2020  
 Response via : Initial Calibration  
 Integrator: ChemStation 6890 Scale Mode: Large solvent peaks clipped

Volume Inj. :  
 Signal Phase :  
 Signal Info :

Min. RRF : 0.000 Min. Rel. Area : 50% Max. R.T. Dev 0.50min  
 Max. RRF Dev : 15% Max. Rel. Area : 150%

	Compound	Amount	Calc.	%Dev	Area%	Dev (Min)
4 S	n-Eicosane	10.000	8.680	13.2	0	0.00
5 H1	ORO C20-C34	1000.000	943.747	5.6	0	0.00
6 H1	ORO C25-C36	1000.000	921.004	7.9	0	0.00
7 H1	DRO C10-C36	1000.000	-146.714	114.7#	0	-8.40#

Evaluate Continuing Calibration Report - Not Finds

1 H	DRO C10-C20	1000.000	0.000	100.0#	0	-5.05#
2 H	DRO C10-C25	1000.000	0.000	100.0#	0	-5.15#
3 H	DRO C10-C28	1000.000	0.000	100.0#	0	-6.85#
8 S1	Squalene	20.000	0.000	100.0#	0	-11.56#

(#) = Out of Range

SPCC's out = 0 CCC's out = 0

Data Path : R:\2\DATA\072920\  
 Data File : 07292016.D  
 Signal(s) : FID2B.CH  
 Acq On : 30 Jul 2020 3:14 am  
 Operator : GCSVOC-Annie  
 Sample : ICV-ORO-072920  
 Misc :  
 ALS Vial : 16 Sample Multiplier: 1

Integration File: EVENTS.E  
 Quant Time: Jul 30 08:42:25 2020  
 Quant Method : Z:\HPCHEM\2\METHODS\072920DRO-ORO.M  
 Quant Title : DRO-ORO 09-09-15 DRO/ORO  
 QLast Update : Thu Jul 30 08:38:45 2020  
 Response via : Initial Calibration  
 Integrator: ChemStation 6890 Scale Mode: Large solvent peaks clipped

Volume Inj. :  
 Signal Phase :  
 Signal Info :

Compound	R.T.	Response	Conc Units
-----			
System Monitoring Compounds			
4) S n-Eicosane	8.822	22846928	8.680 ug/mL
8) S1 Squalene	0.000	0	N.D. ug/mL
Target Compounds			
1) H DRO C10-C20	0.000	0	N.D. ug/mL
2) H DRO C10-C25	0.000	0	N.D. ug/mL
3) H DRO C10-C28	0.000	0	N.D. ug/mL
5) H1 ORO C20-C34	9.230	1430370894	943.747 ug/mLm
6) H1 ORO C25-C36	10.700	1676840344	921.004 ug/mLm
7) H1 DRO C10-C36	0.000	0	N.D. ug/mL
-----			

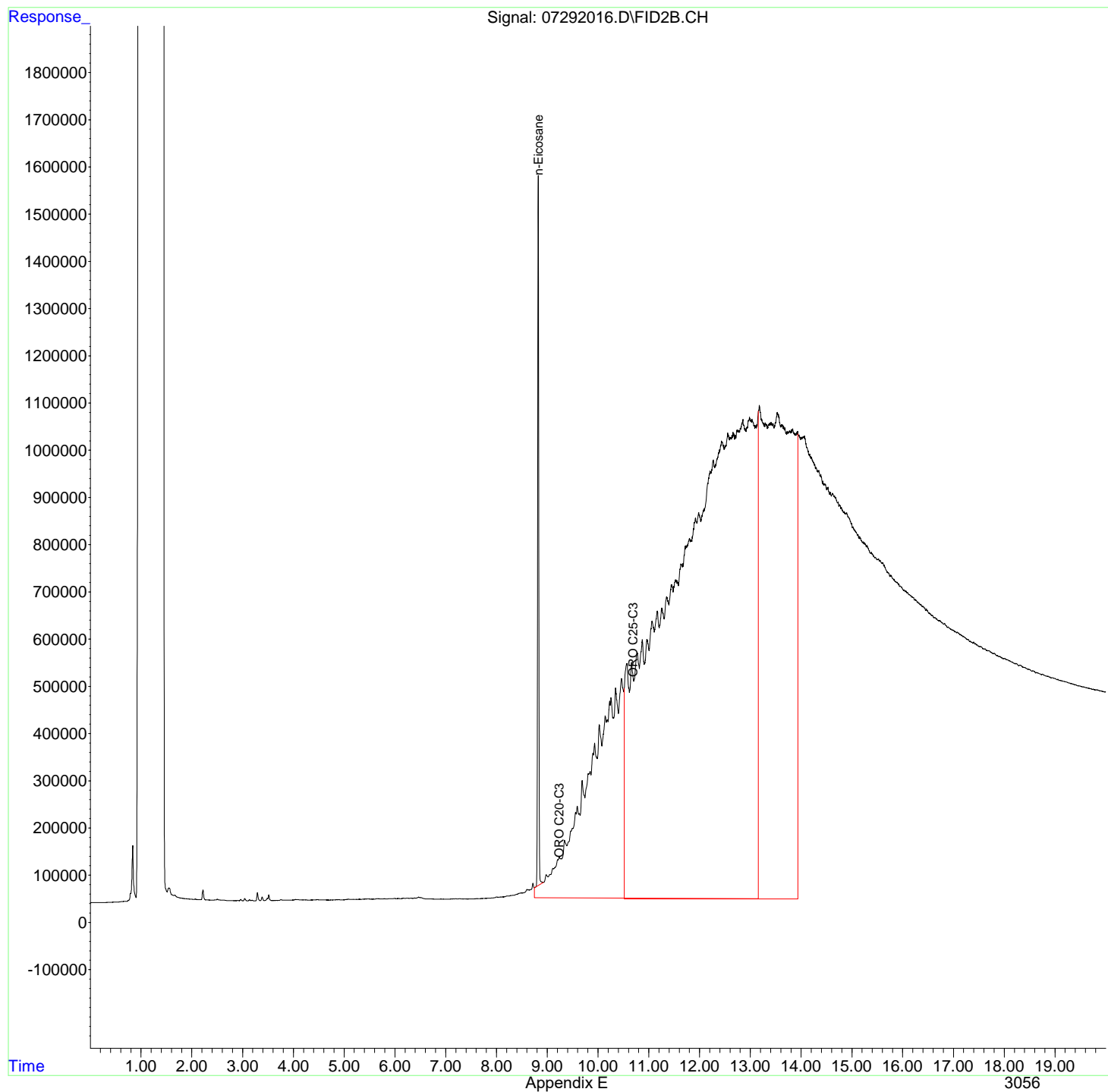
(f)=RT Delta > 1/2 Window

(m)=manual int.

Data Path : R:\2\DATA\072920\  
Data File : 07292016.D  
Signal(s) : FID2B.CH  
Acq On : 30 Jul 2020 3:14 am  
Operator : GCSVOC-Annie  
Sample : ICV-ORO-072920  
Misc :  
ALS Vial : 16 Sample Multiplier: 1

Integration File: EVENTS.E  
Quant Time: Jul 30 08:42:25 2020  
Quant Method : Z:\HPCHEM\2\METHODS\072920DRO-ORO.M  
Quant Title : DRO-ORO 09-09-15 DRO/ORO  
QLast Update : Thu Jul 30 08:38:45 2020  
Response via : Initial Calibration  
Integrator: ChemStation 6890 Scale Mode: Large solvent peaks clipped

Volume Inj. :  
Signal Phase :  
Signal Info :



Data Path : R:\2\DATA\072920\  
 Data File : 07292017.D  
 Signal(s) : FID2B.CH  
 Acq On : 30 Jul 2020 3:41 am  
 Operator : GCSVOC-Annie  
 Sample : MB-52127  
 Misc :  
 ALS Vial : 17 Sample Multiplier: 1

Integration File: EVENTS.E  
 Quant Time: Jul 30 11:42:13 2020  
 Quant Method : Z:\HPCHEM\2\METHODS\072920DRO-ORO.M  
 Quant Title : DRO-ORO 09-09-15 DRO/ORO  
 QLast Update : Thu Jul 30 08:38:45 2020  
 Response via : Initial Calibration  
 Integrator: ChemStation 6890 Scale Mode: Large solvent peaks clipped

Volume Inj. :  
 Signal Phase :  
 Signal Info :

Compound	R.T.	Response	Conc	Units
-----				
System Monitoring Compounds				
4) S n-Eicosane	8.821	38021902	15.112	ug/mL
8) S1 Squalene	11.560	41326453	20.357	ug/mLm
Target Compounds				
1) H DRO C10-C20	0.000	0	N.D.	ug/mL
2) H DRO C10-C25	0.000	0	N.D.	ug/mL
3) H DRO C10-C28	0.000	0	N.D.	ug/mL
5) H1 ORO C20-C34	0.000	0	N.D.	ug/mL
6) H1 ORO C25-C36	0.000	0	N.D.	ug/mL
7) H1 DRO C10-C36	0.000	0	N.D.	ug/mL
-----				

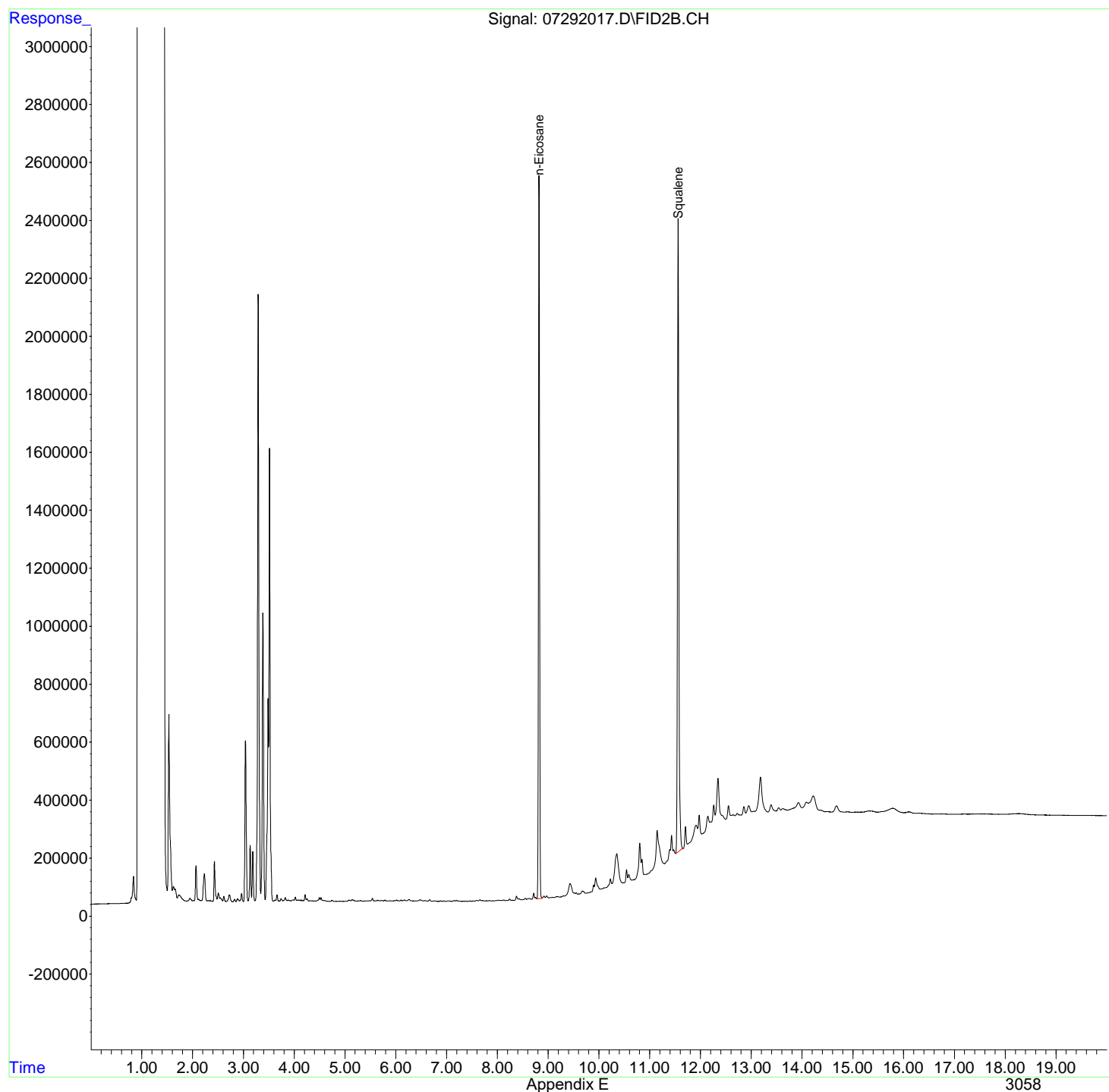
(f)=RT Delta > 1/2 Window

(m)=manual int.

Data Path : R:\2\DATA\072920\  
Data File : 07292017.D  
Signal(s) : FID2B.CH  
Acq On : 30 Jul 2020 3:41 am  
Operator : GCSVOC-Annie  
Sample : MB-52127  
Misc :  
ALS Vial : 17 Sample Multiplier: 1

Integration File: EVENTS.E  
Quant Time: Jul 30 11:42:13 2020  
Quant Method : Z:\HPCHEM\2\METHODS\072920DRO-ORO.M  
Quant Title : DRO-ORO 09-09-15 DRO/ORO  
QLast Update : Thu Jul 30 08:38:45 2020  
Response via : Initial Calibration  
Integrator: ChemStation 6890 Scale Mode: Large solvent peaks clipped

Volume Inj. :  
Signal Phase :  
Signal Info :



Data Path : R:\2\DATA\072920\  
 Data File : 07292018.D  
 Signal(s) : FID2B.CH  
 Acq On : 30 Jul 2020 4:08 am  
 Operator : GCSVOC-Annie  
 Sample : LCS-52127-DRO  
 Misc :  
 ALS Vial : 18 Sample Multiplier: 1

Integration File: EVENTS.E  
 Quant Time: Jul 31 09:34:41 2020  
 Quant Method : Z:\HPCHEM\2\METHODS\072920DRO-ORO.M  
 Quant Title : DRO-ORO 09-09-15 DRO/ORO  
 QLast Update : Thu Jul 30 12:07:08 2020  
 Response via : Initial Calibration  
 Integrator: ChemStation 6890 Scale Mode: Large solvent peaks clipped

Volume Inj. :  
 Signal Phase :  
 Signal Info :

Compound	R.T.	Response	Conc Units
-----			
System Monitoring Compounds			
4) S n-Eicosane	8.820	42203390	16.884 ug/mLm
8) S1 Squalene	11.559	42918859	19.452 ug/mLm
Target Compounds			
1) H DRO C10-C20	5.050	966520787	473.499 ug/mLm
2) H DRO C10-C25	5.150	1102991166	473.249 ug/mLm
3) H DRO C10-C28	6.850	1107631705	467.145 ug/mLm
5) H1 ORO C20-C34	0.000	0	N.D. ug/mL
6) H1 ORO C25-C36	0.000	0	N.D. ug/mL
7) H1 DRO C10-C36	0.000	0	N.D. ug/mL
-----			

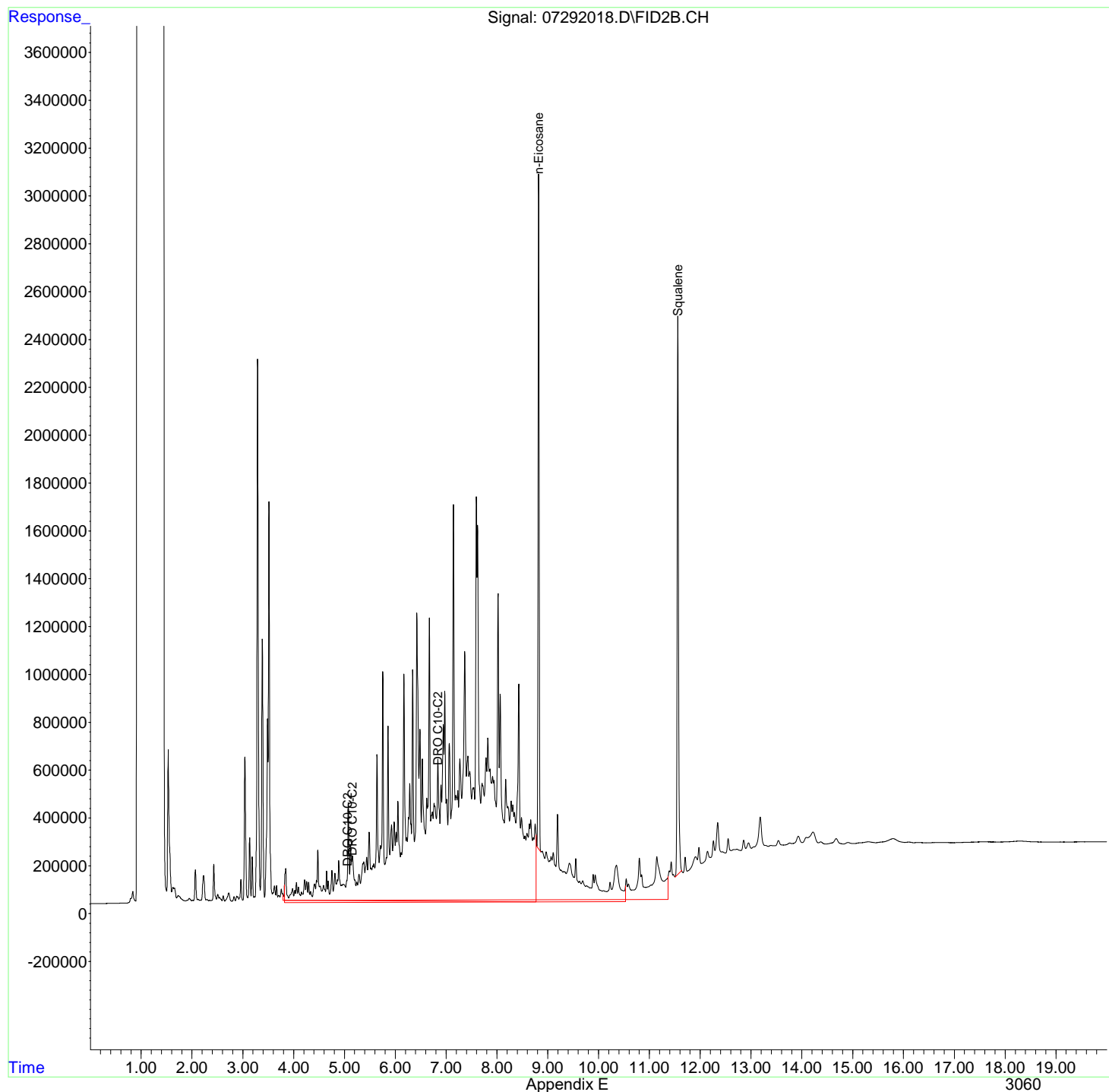
(f)=RT Delta > 1/2 Window

(m)=manual int.

Data Path : R:\2\DATA\072920\  
Data File : 07292018.D  
Signal(s) : FID2B.CH  
Acq On : 30 Jul 2020 4:08 am  
Operator : GCSVOC-Annie  
Sample : LCS-52127-DRO  
Misc :  
ALS Vial : 18 Sample Multiplier: 1

Integration File: EVENTS.E  
Quant Time: Jul 31 09:34:41 2020  
Quant Method : Z:\HPCHEM\2\METHODS\072920DRO-ORO.M  
Quant Title : DRO-ORO 09-09-15 DRO/ORO  
QLast Update : Thu Jul 30 12:07:08 2020  
Response via : Initial Calibration  
Integrator: ChemStation 6890 Scale Mode: Large solvent peaks clipped

Volume Inj. :  
Signal Phase :  
Signal Info :





Data Path : R:\2\DATA\072920\  
 Data File : 07292019.D  
 Signal(s) : FID2B.CH  
 Acq On : 30 Jul 2020 4:35 am  
 Operator : GCSVOC-Annie  
 Sample : LCSD-52127-DRO  
 Misc :  
 ALS Vial : 19 Sample Multiplier: 1

Integration File: EVENTS.E  
 Quant Time: Jul 30 12:53:58 2020  
 Quant Method : Z:\HPCHEM\2\METHODS\072920DRO-ORO.M  
 Quant Title : DRO-ORO 09-09-15 DRO/ORO  
 QLast Update : Thu Jul 30 12:07:08 2020  
 Response via : Initial Calibration  
 Integrator: ChemStation 6890 Scale Mode: Large solvent peaks clipped

Volume Inj. :  
 Signal Phase :  
 Signal Info :

Compound	R.T.	Response	Conc Units
-----			
System Monitoring Compounds			
4) S n-Eicosane	8.820	44045206	17.664 ug/mLm
8) S1 Squalene	11.560	43012580	19.495 ug/mLm
Target Compounds			
1) H DRO C10-C20	5.050	955021285	467.605 ug/mLm
2) H DRO C10-C25	5.150	1103107382	473.301 ug/mLm
3) H DRO C10-C28	6.850	1099192742	463.258 ug/mLm
5) H1 ORO C20-C34	0.000	0	N.D. ug/mL
6) H1 ORO C25-C36	0.000	0	N.D. ug/mL
7) H1 DRO C10-C36	0.000	0	N.D. ug/mL
-----			

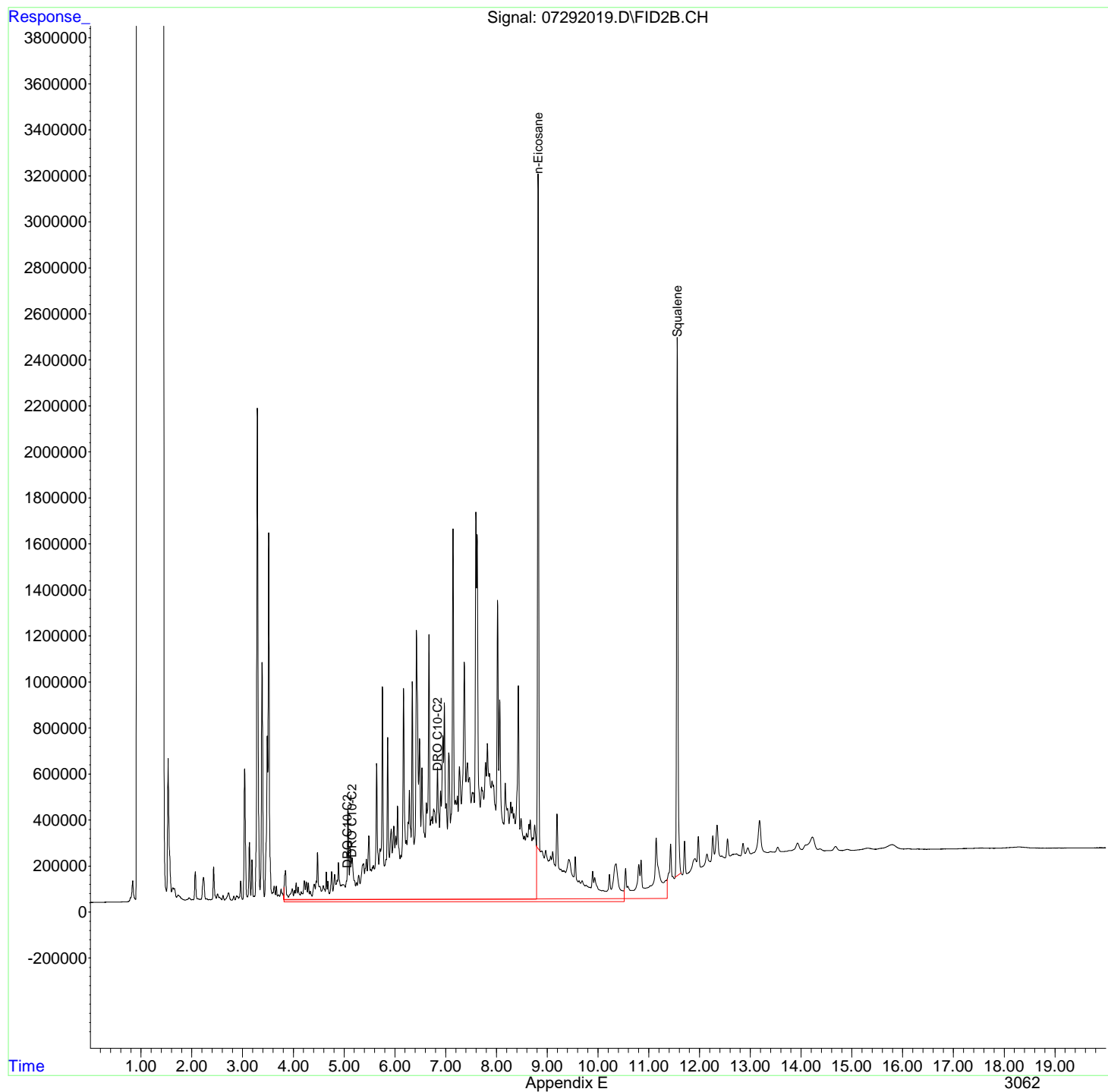
(f)=RT Delta > 1/2 Window

(m)=manual int.

Data Path : R:\2\DATA\072920\  
Data File : 07292019.D  
Signal(s) : FID2B.CH  
Acq On : 30 Jul 2020 4:35 am  
Operator : GCSVOC-Annie  
Sample : LCSD-52127-DRO  
Misc :  
ALS Vial : 19 Sample Multiplier: 1

Integration File: EVENTS.E  
Quant Time: Jul 30 12:53:58 2020  
Quant Method : Z:\HPCHEM\2\METHODS\072920DRO-ORO.M  
Quant Title : DRO-ORO 09-09-15 DRO/ORO  
QLast Update : Thu Jul 30 12:07:08 2020  
Response via : Initial Calibration  
Integrator: ChemStation 6890 Scale Mode: Large solvent peaks clipped

Volume Inj. :  
Signal Phase :  
Signal Info :



Data Path : R:\2\DATA\072920\  
 Data File : 07292020.D  
 Signal(s) : FID2B.CH  
 Acq On : 30 Jul 2020 5:02 am  
 Operator : GCSVOC-Annie  
 Sample : LCS-52127-ORO  
 Misc :  
 ALS Vial : 20 Sample Multiplier: 1

Integration File: EVENTS.E  
 Quant Time: Jul 30 12:57:18 2020  
 Quant Method : Z:\HPCHEM\2\METHODS\072920DRO-ORO.M  
 Quant Title : DRO-ORO 09-09-15 DRO/ORO  
 QLast Update : Thu Jul 30 12:07:08 2020  
 Response via : Initial Calibration  
 Integrator: ChemStation 6890 Scale Mode: Large solvent peaks clipped

Volume Inj. :  
 Signal Phase :  
 Signal Info :

Compound	R.T.	Response	Conc Units
-----			
System Monitoring Compounds			
4) S n-Eicosane	8.821	38020030	15.111 ug/mL
8) S1 Squalene	11.561	42493949	19.260 ug/mLm
Target Compounds			
1) H DRO C10-C20	0.000	0	N.D. ug/mL
2) H DRO C10-C25	0.000	0	N.D. ug/mL
3) H DRO C10-C28	0.000	0	N.D. ug/mL
5) H1 ORO C20-C34	9.230	1182456110	752.224 ug/mLm
6) H1 ORO C25-C36	10.700	1405180542	737.929 ug/mLm
7) H1 DRO C10-C36	0.000	0	N.D. ug/mL
-----			

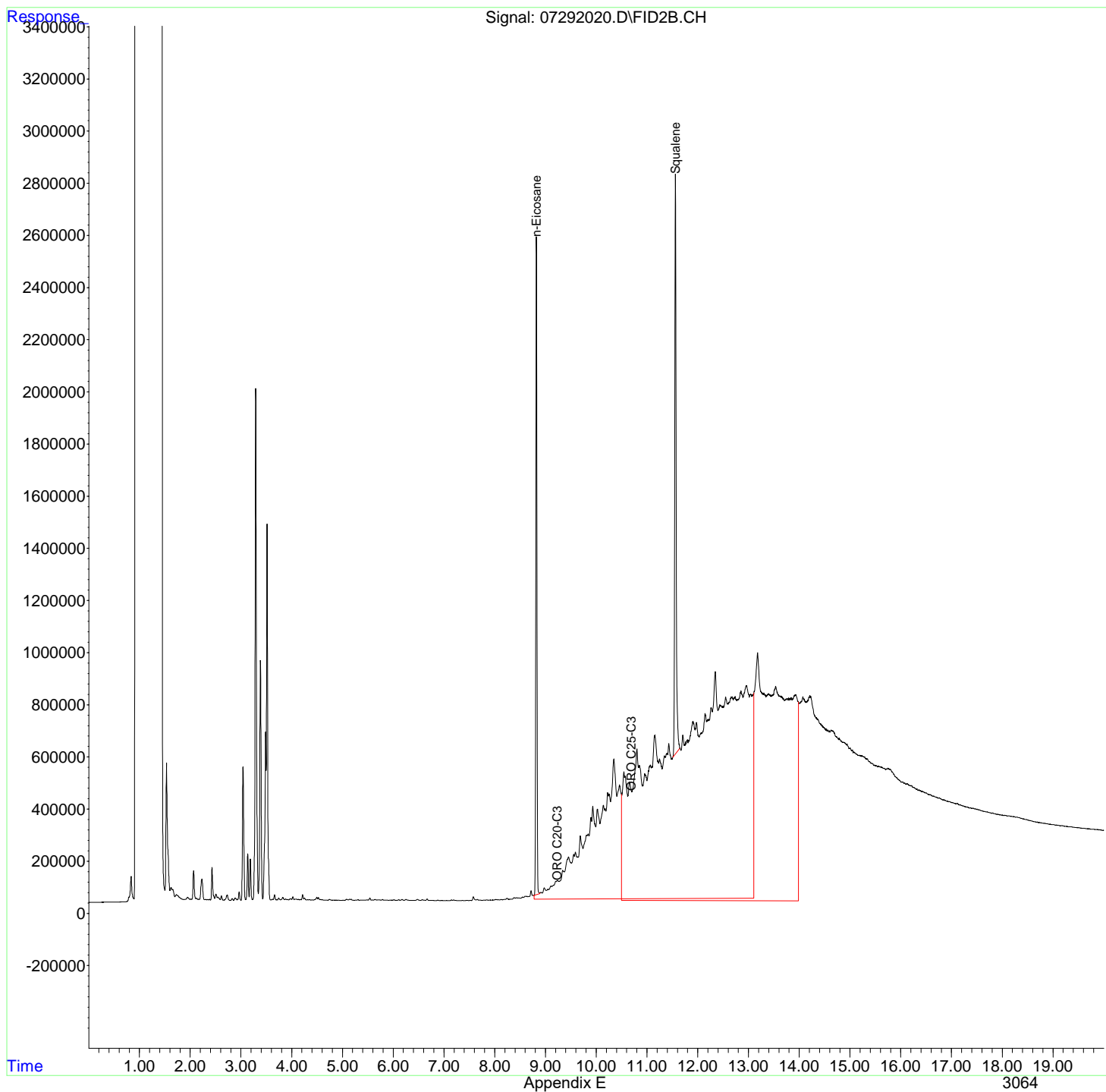
(f)=RT Delta > 1/2 Window

(m)=manual int.

Data Path : R:\2\DATA\072920\  
Data File : 07292020.D  
Signal(s) : FID2B.CH  
Acq On : 30 Jul 2020 5:02 am  
Operator : GCSVOC-Annie  
Sample : LCS-52127-ORO  
Misc :  
ALS Vial : 20 Sample Multiplier: 1

Integration File: EVENTS.E  
Quant Time: Jul 30 12:57:18 2020  
Quant Method : Z:\HPCHEM\2\METHODS\072920DRO-ORO.M  
Quant Title : DRO-ORO 09-09-15 DRO/ORO  
QLast Update : Thu Jul 30 12:07:08 2020  
Response via : Initial Calibration  
Integrator: ChemStation 6890 Scale Mode: Large solvent peaks clipped

Volume Inj. :  
Signal Phase :  
Signal Info :



Data Path : R:\2\DATA\072920\  
 Data File : 07292021.D  
 Signal(s) : FID2B.CH  
 Acq On : 30 Jul 2020 5:29 am  
 Operator : GCSVOC-Annie  
 Sample : LCSD-52127-ORO  
 Misc :  
 ALS Vial : 21 Sample Multiplier: 1

Integration File: EVENTS.E  
 Quant Time: Jul 30 13:00:22 2020  
 Quant Method : Z:\HPCHEM\2\METHODS\072920DRO-ORO.M  
 Quant Title : DRO-ORO 09-09-15 DRO/ORO  
 QLast Update : Thu Jul 30 12:07:08 2020  
 Response via : Initial Calibration  
 Integrator: ChemStation 6890 Scale Mode: Large solvent peaks clipped

Volume Inj. :  
 Signal Phase :  
 Signal Info :

Compound	R.T.	Response	Conc Units
-----			
System Monitoring Compounds			
4) S n-Eicosane	8.821	38296595	15.228 ug/mL
8) S1 Squalene	11.562	42760518	19.381 ug/mLm
Target Compounds			
1) H DRO C10-C20	0.000	0	N.D. ug/mL
2) H DRO C10-C25	0.000	0	N.D. ug/mL
3) H DRO C10-C28	0.000	0	N.D. ug/mL
5) H1 ORO C20-C34	9.230	1209304384	772.965 ug/mLm
6) H1 ORO C25-C36	10.700	1380847802	721.531 ug/mLm
7) H1 DRO C10-C36	0.000	0	N.D. ug/mL
-----			

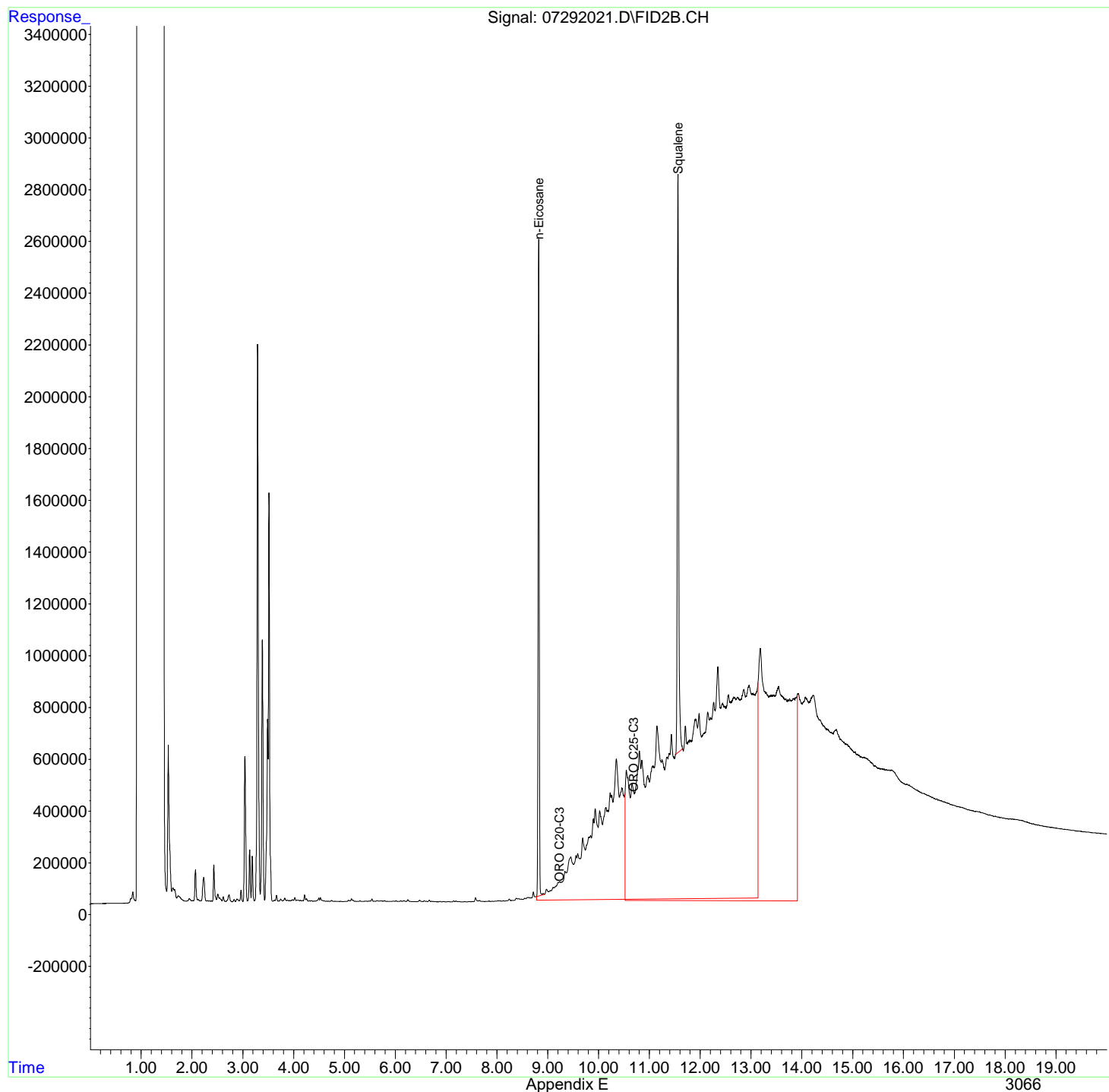
(f)=RT Delta > 1/2 Window

(m)=manual int.

Data Path : R:\2\DATA\072920\  
Data File : 07292021.D  
Signal(s) : FID2B.CH  
Acq On : 30 Jul 2020 5:29 am  
Operator : GCSVOC-Annie  
Sample : LCSD-52127-ORO  
Misc :  
ALS Vial : 21 Sample Multiplier: 1

Integration File: EVENTS.E  
Quant Time: Jul 30 13:00:22 2020  
Quant Method : Z:\HPCHEM\2\METHODS\072920DRO-ORO.M  
Quant Title : DRO-ORO 09-09-15 DRO/ORO  
QLast Update : Thu Jul 30 12:07:08 2020  
Response via : Initial Calibration  
Integrator: ChemStation 6890 Scale Mode: Large solvent peaks clipped

Volume Inj. :  
Signal Phase :  
Signal Info :



Data Path : R:\2\DATA\072920\  
 Data File : 07292022.D  
 Signal(s) : FID2B.CH  
 Acq On : 30 Jul 2020 5:56 am  
 Operator : GCSVOC-Annie  
 Sample : LOD-52127  
 Misc :  
 ALS Vial : 22 Sample Multiplier: 1

Integration File: EVENTS.E  
 Quant Time: Jul 31 09:48:46 2020  
 Quant Method : Z:\HPCHEM\2\METHODS\072920DRO-ORO.M  
 Quant Title : DRO-ORO 09-09-15 DRO/ORO  
 QLast Update : Thu Jul 30 12:07:08 2020  
 Response via : Initial Calibration  
 Integrator: ChemStation 6890 Scale Mode: Large solvent peaks clipped

Volume Inj. :  
 Signal Phase :  
 Signal Info :

Compound	R.T.	Response	Conc Units
-----			
System Monitoring Compounds			
4) S n-Eicosane	8.820	39147863	15.589 ug/mL
8) S1 Squalene	11.561	48997170	22.207 ug/mLm
Target Compounds			
1) H DRO C10-C20	5.050	101448139	30.119 ug/mLm
2) H DRO C10-C25	5.150	138954325	35.066 ug/mLm
3) H DRO C10-C28	6.850	189459846	44.315 ug/mLm
5) H1 ORO C20-C34	9.230	402676582	149.818 ug/mLm
6) H1 ORO C25-C36	10.700	509298640	134.184 ug/mLm
7) H1 DRO C10-C36	0.000	0	N.D. ug/mL
-----			

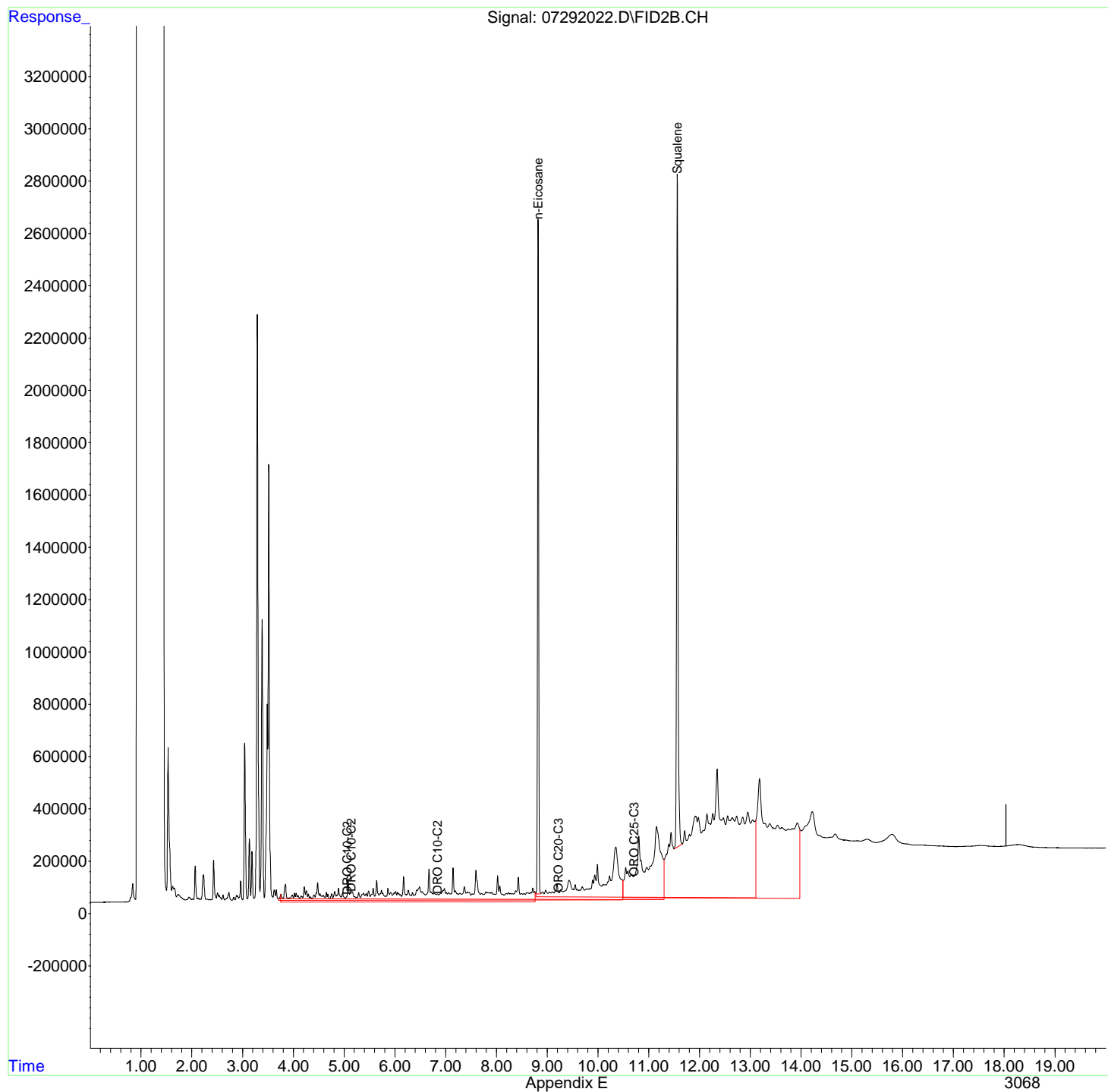
(f)=RT Delta > 1/2 Window

(m)=manual int.

Data Path : R:\2\DATA\072920\  
Data File : 07292022.D  
Signal(s) : FID2B.CH  
Acq On : 30 Jul 2020 5:56 am  
Operator : GCSVOC-Annie  
Sample : LOD-52127  
Misc :  
ALS Vial : 22 Sample Multiplier: 1

Integration File: EVENTS.E  
Quant Time: Jul 31 09:48:46 2020  
Quant Method : Z:\HPCHEM\2\METHODS\072920DRO-ORO.M  
Quant Title : DRO-ORO 09-09-15 DRO/ORO  
QLast Update : Thu Jul 30 12:07:08 2020  
Response via : Initial Calibration  
Integrator: ChemStation 6890 Scale Mode: Large solvent peaks clipped

Volume Inj. :  
Signal Phase :  
Signal Info :





Data Path : R:\2\DATA\072920\  
 Data File : 07292023.D  
 Signal(s) : FID2B.CH  
 Acq On : 30 Jul 2020 6:23 am  
 Operator : GCSVOC-Annie  
 Sample : LOQ-52127  
 Misc :  
 ALS Vial : 23 Sample Multiplier: 1

Integration File: EVENTS.E  
 Quant Time: Jul 31 09:47:20 2020  
 Quant Method : Z:\HPCHEM\2\METHODS\072920DRO-ORO.M  
 Quant Title : DRO-ORO 09-09-15 DRO/ORO  
 QLast Update : Thu Jul 30 12:07:08 2020  
 Response via : Initial Calibration  
 Integrator: ChemStation 6890 Scale Mode: Large solvent peaks clipped

Volume Inj. :  
 Signal Phase :  
 Signal Info :

Compound	R.T.	Response	Conc Units
-----			
System Monitoring Compounds			
4) S n-Eicosane	8.821	39151441	15.590 ug/mL
8) S1 Squalene	11.562	45005117	20.398 ug/mL
Target Compounds			
1) H DRO C10-C20	5.050	102954722	30.891 ug/mLm
2) H DRO C10-C25	5.150	164842667	46.833 ug/mLm
3) H DRO C10-C28	6.850	217192666	57.086 ug/mLm
5) H1 ORO C20-C34	9.230	408267803	154.138 ug/mLm
6) H1 ORO C25-C36	10.700	508163076	133.419 ug/mLm
7) H1 DRO C10-C36	0.000	0	N.D. ug/mL
-----			

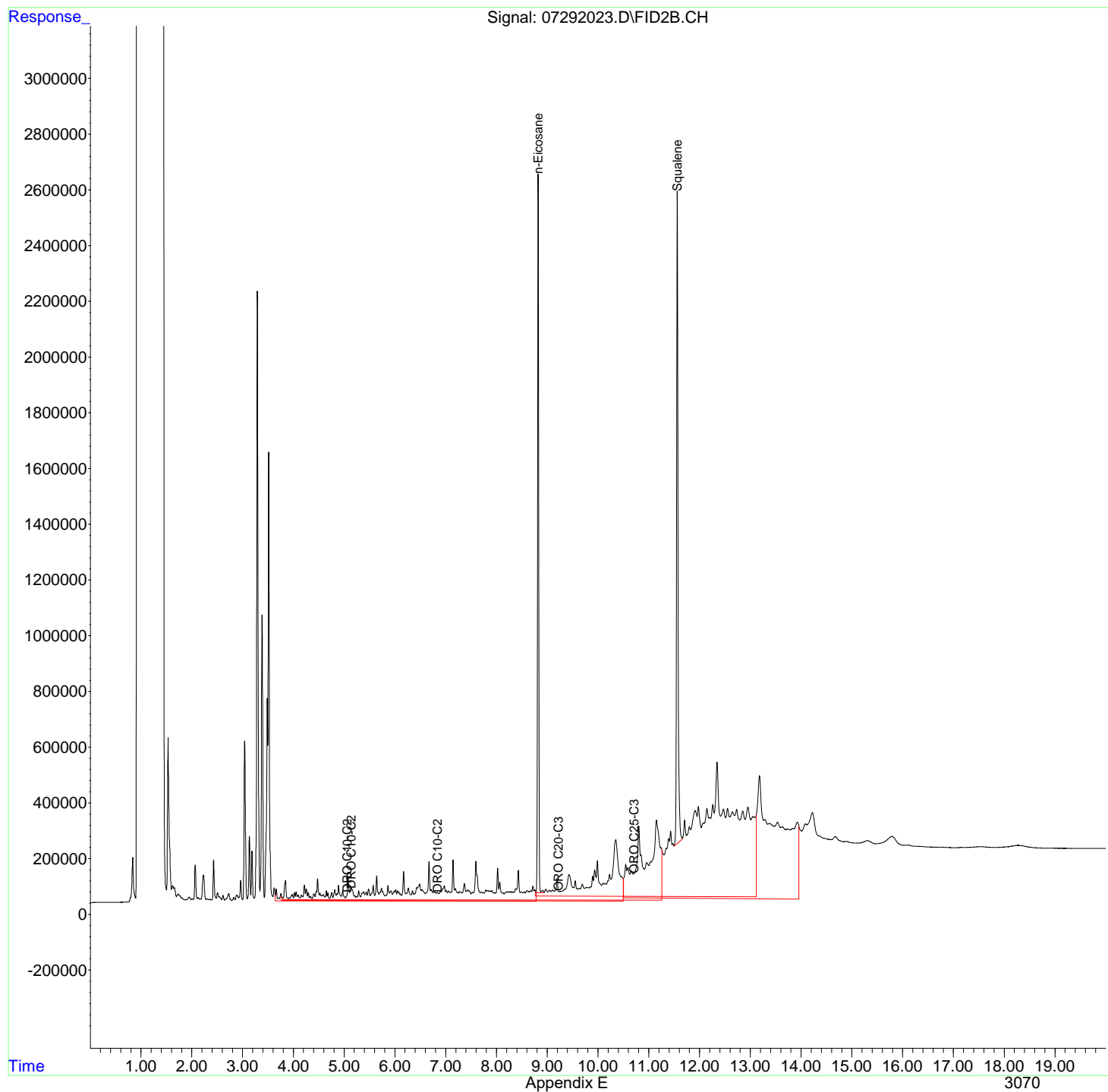
(f)=RT Delta > 1/2 Window

(m)=manual int.

Data Path : R:\2\DATA\072920\  
Data File : 07292023.D  
Signal(s) : FID2B.CH  
Acq On : 30 Jul 2020 6:23 am  
Operator : GCSVOC-Annie  
Sample : LOQ-52127  
Misc :  
ALS Vial : 23 Sample Multiplier: 1

Integration File: EVENTS.E  
Quant Time: Jul 31 09:47:20 2020  
Quant Method : Z:\HPCHEM\2\METHODS\072920DRO-ORO.M  
Quant Title : DRO-ORO 09-09-15 DRO/ORO  
QLast Update : Thu Jul 30 12:07:08 2020  
Response via : Initial Calibration  
Integrator: ChemStation 6890 Scale Mode: Large solvent peaks clipped

Volume Inj. :  
Signal Phase :  
Signal Info :



Data Path : R:\2\DATA\072920\  
 Data File : 07292024.D  
 Signal(s) : FID2B.CH  
 Acq On : 30 Jul 2020 6:50 am  
 Operator : GCSVOC-Annie  
 Sample : 2006259-001A  
 Misc :  
 ALS Vial : 24 Sample Multiplier: 1

Integration File: EVENTS.E  
 Quant Time: Jul 31 09:49:43 2020  
 Quant Method : Z:\HPCHEM\2\METHODS\072920DRO-ORO.M  
 Quant Title : DRO-ORO 09-09-15 DRO/ORO  
 QLast Update : Thu Jul 30 12:07:08 2020  
 Response via : Initial Calibration  
 Integrator: ChemStation 6890 Scale Mode: Large solvent peaks clipped

Volume Inj. :  
 Signal Phase :  
 Signal Info :

Compound	R.T.	Response	Conc Units
-----			
System Monitoring Compounds			
4) S n-Eicosane	8.820	36366060	14.410 ug/mLm
8) S1 Squalene	11.560	46732570	21.181 ug/mL
Target Compounds			
1) H DRO C10-C20	0.000	0	N.D. ug/mL
2) H DRO C10-C25	0.000	0	N.D. ug/mL
3) H DRO C10-C28	6.850	218677697	57.770 ug/mLm
5) H1 ORO C20-C34	0.000	0	N.D. ug/mL
6) H1 ORO C25-C36	10.700	796241701	327.559 ug/mLm
7) H1 DRO C10-C36	0.000	0	N.D. ug/mL
-----			

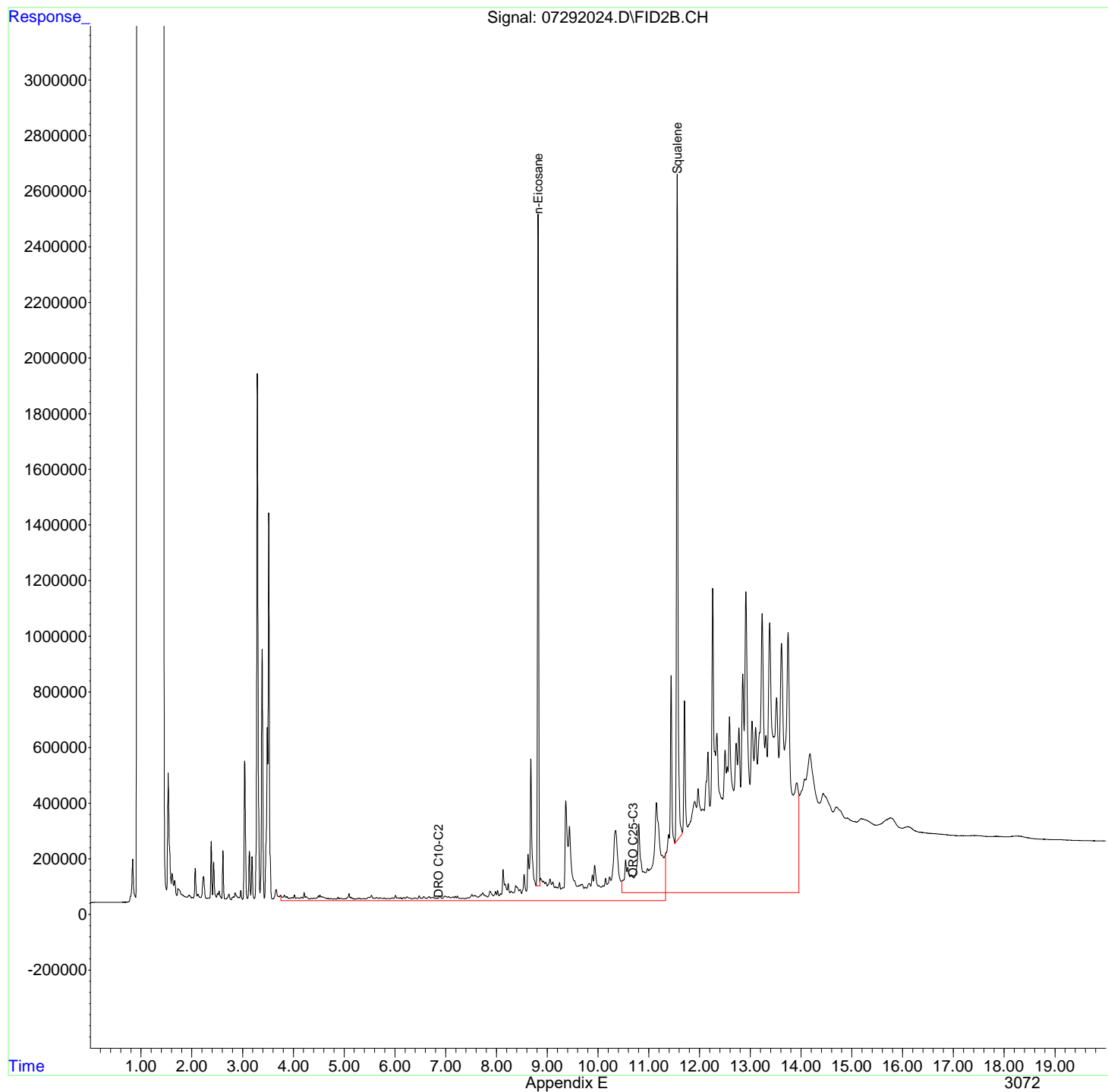
(f)=RT Delta > 1/2 Window

(m)=manual int.

Data Path : R:\2\DATA\072920\  
Data File : 07292024.D  
Signal(s) : FID2B.CH  
Acq On : 30 Jul 2020 6:50 am  
Operator : GCSVOC-Annie  
Sample : 2006259-001A  
Misc :  
ALS Vial : 24 Sample Multiplier: 1

Integration File: EVENTS.E  
Quant Time: Jul 31 09:49:43 2020  
Quant Method : Z:\HPCHEM\2\METHODS\072920DRO-ORO.M  
Quant Title : DRO-ORO 09-09-15 DRO/ORO  
QLast Update : Thu Jul 30 12:07:08 2020  
Response via : Initial Calibration  
Integrator: ChemStation 6890 Scale Mode: Large solvent peaks clipped

Volume Inj. :  
Signal Phase :  
Signal Info :



Data Path : R:\2\DATA\072920\  
 Data File : 07292025.D  
 Signal(s) : FID2B.CH  
 Acq On : 30 Jul 2020 7:17 am  
 Operator : GCSVOC-Annie  
 Sample : 2006259-002A  
 Misc :  
 ALS Vial : 25 Sample Multiplier: 1

Integration File: EVENTS.E  
 Quant Time: Jul 31 09:50:10 2020  
 Quant Method : Z:\HPCHEM\2\METHODS\072920DRO-ORO.M  
 Quant Title : DRO-ORO 09-09-15 DRO/ORO  
 QLast Update : Thu Jul 30 12:07:08 2020  
 Response via : Initial Calibration  
 Integrator: ChemStation 6890 Scale Mode: Large solvent peaks clipped

Volume Inj. :  
 Signal Phase :  
 Signal Info :

Compound	R.T.	Response	Conc	Units
-----				
System Monitoring Compounds				
4) S n-Eicosane	8.821	36044612	14.273	ug/mLm
8) S1 Squalene	11.559	42624010	19.319	ug/mLm
Target Compounds				
1) H DRO C10-C20	0.000	0	N.D.	ug/mL
2) H DRO C10-C25	0.000	0	N.D.	ug/mL
3) H DRO C10-C28	6.850	727241318	291.970	ug/mLm
5) H1 ORO C20-C34	0.000	0	N.D.	ug/mL
6) H1 ORO C25-C36	10.700	2581184451	1530.451	ug/mLm
7) H1 DRO C10-C36	0.000	0	N.D.	ug/mL
-----				

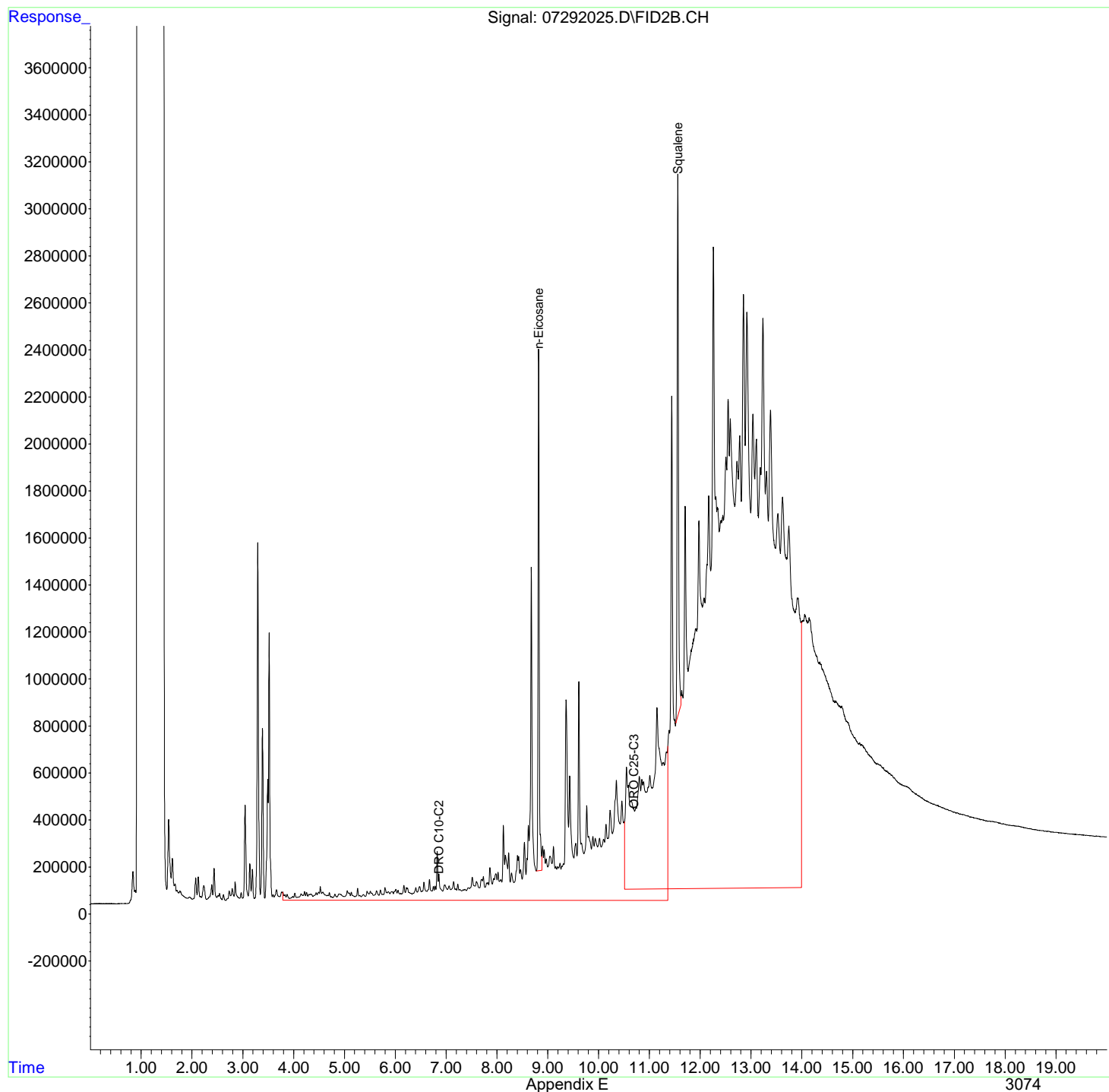
(f)=RT Delta > 1/2 Window

(m)=manual int.

Data Path : R:\2\DATA\072920\  
Data File : 07292025.D  
Signal(s) : FID2B.CH  
Acq On : 30 Jul 2020 7:17 am  
Operator : GCSVOC-Annie  
Sample : 2006259-002A  
Misc :  
ALS Vial : 25 Sample Multiplier: 1

Integration File: EVENTS.E  
Quant Time: Jul 31 09:50:10 2020  
Quant Method : Z:\HPCHEM\2\METHODS\072920DRO-ORO.M  
Quant Title : DRO-ORO 09-09-15 DRO/ORO  
QLast Update : Thu Jul 30 12:07:08 2020  
Response via : Initial Calibration  
Integrator: ChemStation 6890 Scale Mode: Large solvent peaks clipped

Volume Inj. :  
Signal Phase :  
Signal Info :



Data Path : R:\2\DATA\072920\  
 Data File : 07292026.D  
 Signal(s) : FID2B.CH  
 Acq On : 30 Jul 2020 7:45 am  
 Operator : GCSVOC-Annie  
 Sample : 2006259-003A  
 Misc :  
 ALS Vial : 26 Sample Multiplier: 1

Integration File: EVENTS.E  
 Quant Time: Jul 31 09:50:55 2020  
 Quant Method : Z:\HPCHEM\2\METHODS\072920DRO-ORO.M  
 Quant Title : DRO-ORO 09-09-15 DRO/ORO  
 QLast Update : Thu Jul 30 12:07:08 2020  
 Response via : Initial Calibration  
 Integrator: ChemStation 6890 Scale Mode: Large solvent peaks clipped

Volume Inj. :  
 Signal Phase :  
 Signal Info :

Compound	R.T.	Response	Conc Units
-----			
System Monitoring Compounds			
4) S n-Eicosane	8.822	42182784	16.875 ug/mLm
8) S1 Squalene	11.559	43985383	19.936 ug/mLm
Target Compounds			
1) H DRO C10-C20	0.000	0	N.D. ug/mL
2) H DRO C10-C25	0.000	0	N.D. ug/mL
3) H DRO C10-C28	6.850	295871355	93.319 ug/mLm
5) H1 ORO C20-C34	0.000	0	N.D. ug/mL
6) H1 ORO C25-C36	10.700	957603296	436.302 ug/mLm
7) H1 DRO C10-C36	0.000	0	N.D. ug/mL
-----			

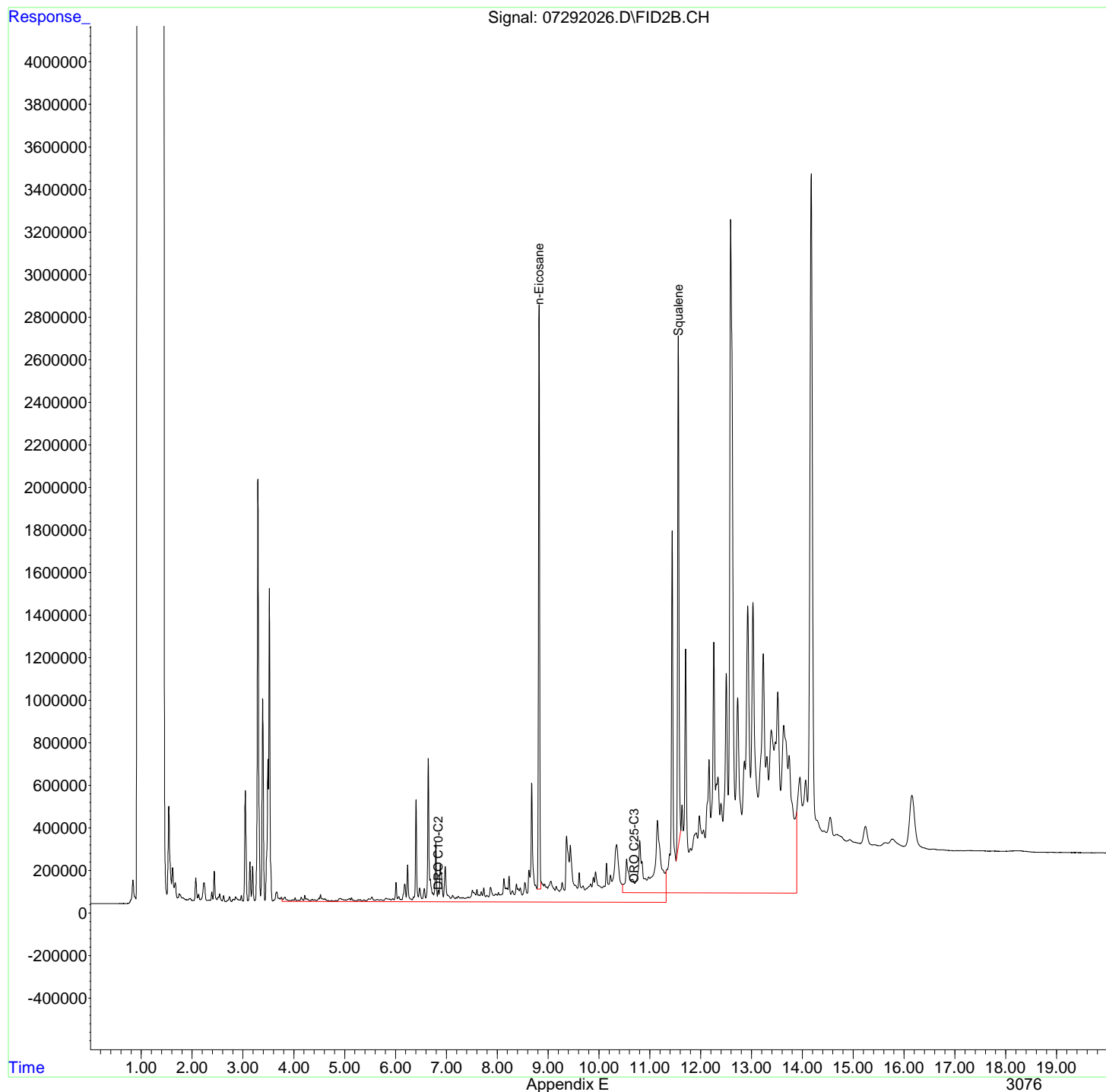
(f)=RT Delta > 1/2 Window

(m)=manual int.

Data Path : R:\2\DATA\072920\  
Data File : 07292026.D  
Signal(s) : FID2B.CH  
Acq On : 30 Jul 2020 7:45 am  
Operator : GCSVOC-Annie  
Sample : 2006259-003A  
Misc :  
ALS Vial : 26 Sample Multiplier: 1

Integration File: EVENTS.E  
Quant Time: Jul 31 09:50:55 2020  
Quant Method : Z:\HPCHEM\2\METHODS\072920DRO-ORO.M  
Quant Title : DRO-ORO 09-09-15 DRO/ORO  
QLast Update : Thu Jul 30 12:07:08 2020  
Response via : Initial Calibration  
Integrator: ChemStation 6890 Scale Mode: Large solvent peaks clipped

Volume Inj. :  
Signal Phase :  
Signal Info :





Data Path : R:\2\DATA\072920\  
 Data File : 07292027.D  
 Signal(s) : FID2B.CH  
 Acq On : 30 Jul 2020 8:12 am  
 Operator : GCSVOC-Annie  
 Sample : 2006259-004A  
 Misc :  
 ALS Vial : 27 Sample Multiplier: 1

Integration File: EVENTS.E  
 Quant Time: Jul 31 09:51:17 2020  
 Quant Method : Z:\HPCHEM\2\METHODS\072920DRO-ORO.M  
 Quant Title : DRO-ORO 09-09-15 DRO/ORO  
 QLast Update : Thu Jul 30 12:07:08 2020  
 Response via : Initial Calibration  
 Integrator: ChemStation 6890 Scale Mode: Large solvent peaks clipped

Volume Inj. :  
 Signal Phase :  
 Signal Info :

Compound	R.T.	Response	Conc Units
-----			
System Monitoring Compounds			
4) S n-Eicosane	8.823	53310682	21.592 ug/mLm
8) S1 Squalene	11.560	54538349	24.719 ug/mLm
Target Compounds			
1) H DRO C10-C20	0.000	0	N.D. ug/mL
2) H DRO C10-C25	0.000	0	N.D. ug/mL
3) H DRO C10-C28	6.850	749937853	302.422 ug/mLm
5) H1 ORO C20-C34	0.000	0	N.D. ug/mL
6) H1 ORO C25-C36	10.700	1668740814	915.545 ug/mLm
7) H1 DRO C10-C36	0.000	0	N.D. ug/mL
-----			

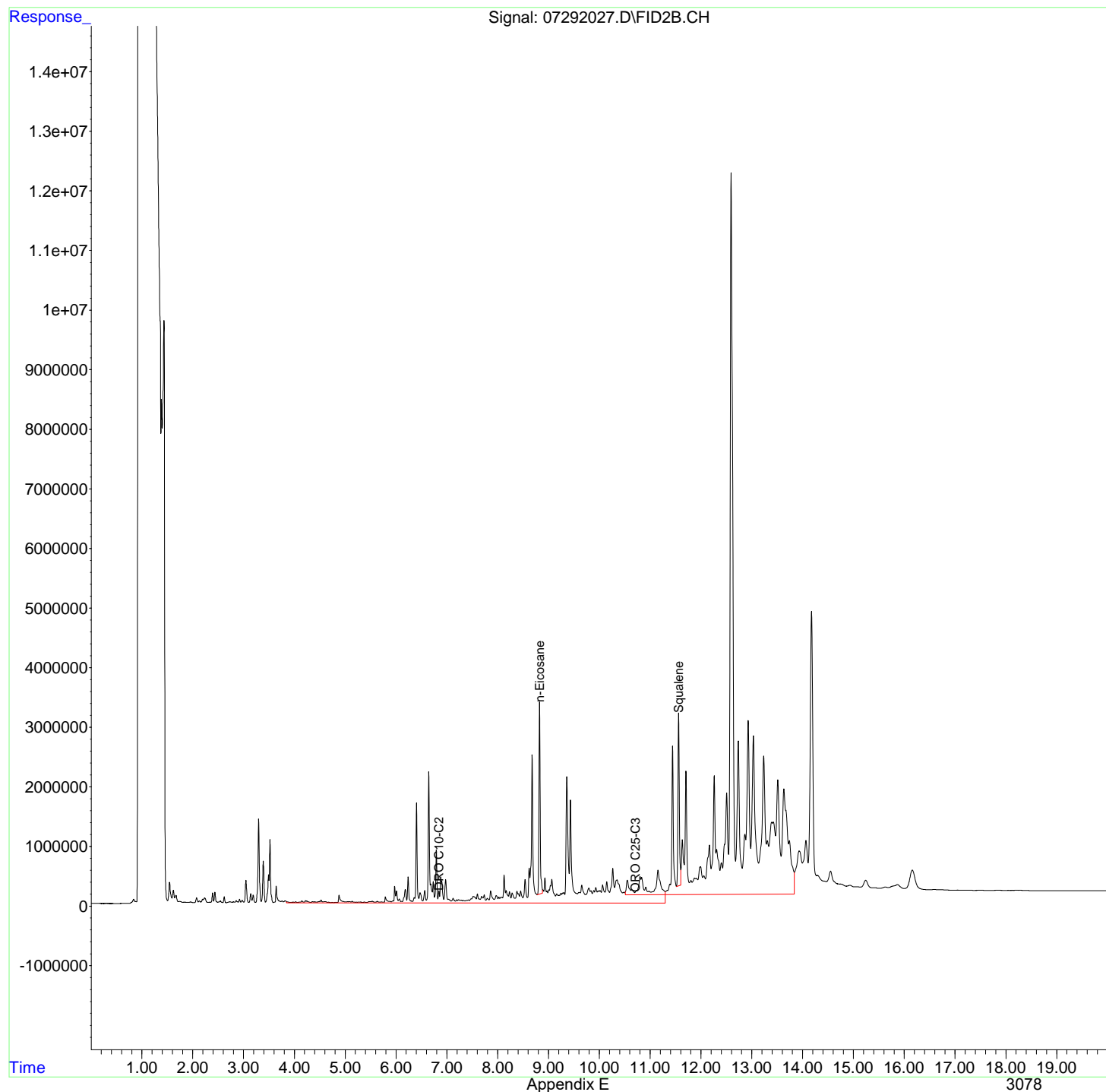
(f)=RT Delta > 1/2 Window

(m)=manual int.

Data Path : R:\2\DATA\072920\  
Data File : 07292027.D  
Signal(s) : FID2B.CH  
Acq On : 30 Jul 2020 8:12 am  
Operator : GCSVOC-Annie  
Sample : 2006259-004A  
Misc :  
ALS Vial : 27 Sample Multiplier: 1

Integration File: EVENTS.E  
Quant Time: Jul 31 09:51:17 2020  
Quant Method : Z:\HPCHEM\2\METHODS\072920DRO-ORO.M  
Quant Title : DRO-ORO 09-09-15 DRO/ORO  
QLast Update : Thu Jul 30 12:07:08 2020  
Response via : Initial Calibration  
Integrator: ChemStation 6890 Scale Mode: Large solvent peaks clipped

Volume Inj. :  
Signal Phase :  
Signal Info :



Data Path : R:\2\DATA\072920\  
 Data File : 07292028.D  
 Signal(s) : FID2B.CH  
 Acq On : 30 Jul 2020 8:39 am  
 Operator : GCSVOC-Annie  
 Sample : 2006259-005A  
 Misc :  
 ALS Vial : 28 Sample Multiplier: 1

Integration File: EVENTS.E  
 Quant Time: Jul 30 13:45:25 2020  
 Quant Method : Z:\HPCHEM\2\METHODS\072920DRO-ORO.M  
 Quant Title : DRO-ORO 09-09-15 DRO/ORO  
 QLast Update : Thu Jul 30 12:07:08 2020  
 Response via : Initial Calibration  
 Integrator: ChemStation 6890 Scale Mode: Large solvent peaks clipped

Volume Inj. :  
 Signal Phase :  
 Signal Info :

Compound	R.T.	Response	Conc Units
-----			
System Monitoring Compounds			
4) S n-Eicosane	8.825	87932307	36.266 ug/mLm
8) S1 Squalene	11.562	54425629	24.668 ug/mL
Target Compounds			
1) H DRO C10-C20	0.000	0	N.D. ug/mL
2) H DRO C10-C25	0.000	0	N.D. ug/mL
3) H DRO C10-C28	6.850	728027708	292.332 ug/mLm
5) H1 ORO C20-C34	0.000	0	N.D. ug/mL
6) H1 ORO C25-C36	10.700	1993504042	1134.407 ug/mLm
7) H1 DRO C10-C36	0.000	0	N.D. ug/mL
-----			

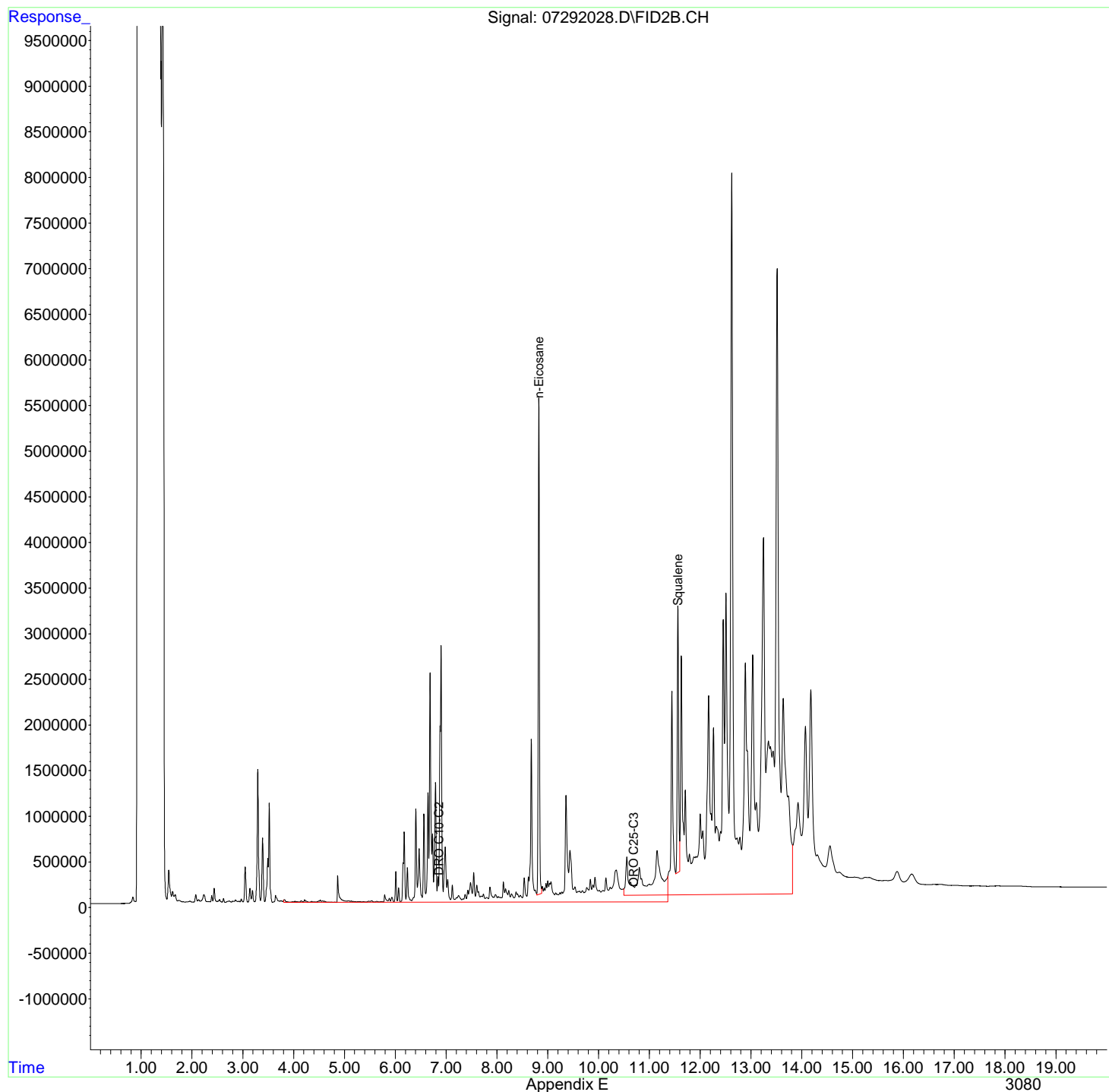
(f)=RT Delta > 1/2 Window

(m)=manual int.

Data Path : R:\2\DATA\072920\  
Data File : 07292028.D  
Signal(s) : FID2B.CH  
Acq On : 30 Jul 2020 8:39 am  
Operator : GCSVOC-Annie  
Sample : 2006259-005A  
Misc :  
ALS Vial : 28 Sample Multiplier: 1

Integration File: EVENTS.E  
Quant Time: Jul 30 13:45:25 2020  
Quant Method : Z:\HPCHEM\2\METHODS\072920DRO-ORO.M  
Quant Title : DRO-ORO 09-09-15 DRO/ORO  
QLast Update : Thu Jul 30 12:07:08 2020  
Response via : Initial Calibration  
Integrator: ChemStation 6890 Scale Mode: Large solvent peaks clipped

Volume Inj. :  
Signal Phase :  
Signal Info :



Data Path : R:\2\DATA\072920\  
 Data File : 07292029.D  
 Signal(s) : FID2B.CH  
 Acq On : 30 Jul 2020 9:06 am  
 Operator : GCSVOC-Annie  
 Sample : 2006259-006A  
 Misc :  
 ALS Vial : 29 Sample Multiplier: 1

Integration File: EVENTS.E  
 Quant Time: Jul 31 09:52:21 2020  
 Quant Method : Z:\HPCHEM\2\METHODS\072920DRO-ORO.M  
 Quant Title : DRO-ORO 09-09-15 DRO/ORO  
 QLast Update : Thu Jul 30 12:07:08 2020  
 Response via : Initial Calibration  
 Integrator: ChemStation 6890 Scale Mode: Large solvent peaks clipped

Volume Inj. :  
 Signal Phase :  
 Signal Info :

Compound	R.T.	Response	Conc Units
-----			
System Monitoring Compounds			
4) S n-Eicosane	8.821	44025506	17.656 ug/mLm
8) S1 Squalene	11.560	48099585	21.801 ug/mLm
Target Compounds			
1) H DRO C10-C20	0.000	0	N.D. ug/mL
2) H DRO C10-C25	0.000	0	N.D. ug/mL
3) H DRO C10-C28	6.850	271398382	82.048 ug/mLm
5) H1 ORO C20-C34	0.000	0	N.D. ug/mL
6) H1 ORO C25-C36	10.700	729360297	282.486 ug/mLm
7) H1 DRO C10-C36	0.000	0	N.D. ug/mL
-----			

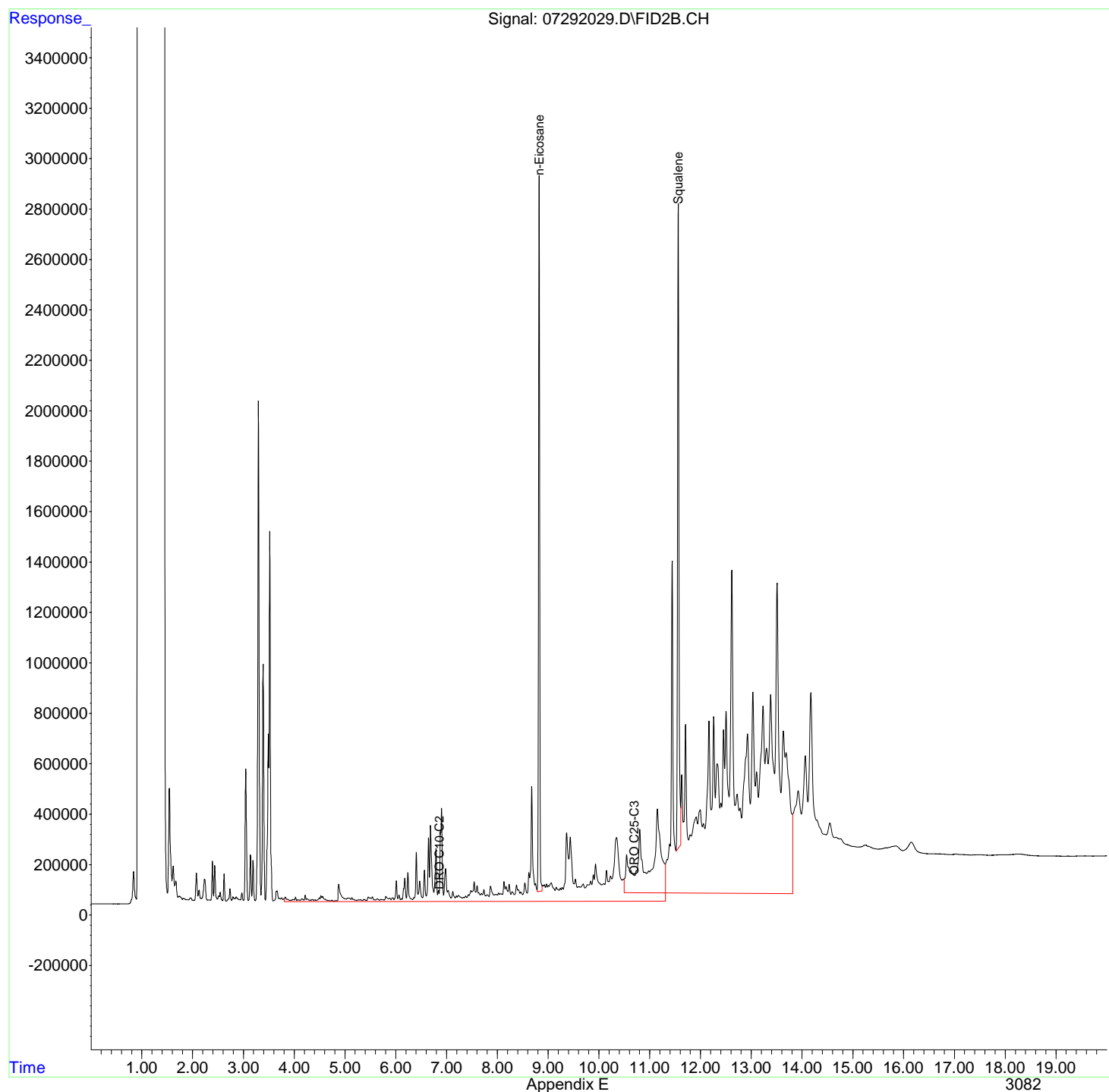
(f)=RT Delta > 1/2 Window

(m)=manual int.

Data Path : R:\2\DATA\072920\  
Data File : 07292029.D  
Signal(s) : FID2B.CH  
Acq On : 30 Jul 2020 9:06 am  
Operator : GCSVOC-Annie  
Sample : 2006259-006A  
Misc :  
ALS Vial : 29 Sample Multiplier: 1

Integration File: EVENTS.E  
Quant Time: Jul 31 09:52:21 2020  
Quant Method : Z:\HPCHEM\2\METHODS\072920DRO-ORO.M  
Quant Title : DRO-ORO 09-09-15 DRO/ORO  
QLast Update : Thu Jul 30 12:07:08 2020  
Response via : Initial Calibration  
Integrator: ChemStation 6890 Scale Mode: Large solvent peaks clipped

Volume Inj. :  
Signal Phase :  
Signal Info :



Data Path : R:\2\DATA\072920\  
 Data File : 07292030.D  
 Signal(s) : FID2B.CH  
 Acq On : 30 Jul 2020 9:33 am  
 Operator : GCSVOC-Annie  
 Sample : 2006259-007A  
 Misc :  
 ALS Vial : 30 Sample Multiplier: 1

Integration File: EVENTS.E  
 Quant Time: Jul 31 09:53:02 2020  
 Quant Method : Z:\HPCHEM\2\METHODS\072920DRO-ORO.M  
 Quant Title : DRO-ORO 09-09-15 DRO/ORO  
 QLast Update : Thu Jul 30 12:07:08 2020  
 Response via : Initial Calibration  
 Integrator: ChemStation 6890 Scale Mode: Large solvent peaks clipped

Volume Inj. :  
 Signal Phase :  
 Signal Info :

Compound	R.T.	Response	Conc Units
-----			
System Monitoring Compounds			
4) S n-Eicosane	8.821	35250315	13.937 ug/mLm
8) S1 Squalene	11.559	42314590	19.179 ug/mLm
Target Compounds			
1) H DRO C10-C20	0.000	0	N.D. ug/mL
2) H DRO C10-C25	0.000	0	N.D. ug/mL
3) H DRO C10-C28	6.850	206281078	52.061 ug/mLm
5) H1 ORO C20-C34	0.000	0	N.D. ug/mL
6) H1 ORO C25-C36	10.700	755184160	299.889 ug/mLm
7) H1 DRO C10-C36	0.000	0	N.D. ug/mL
-----			

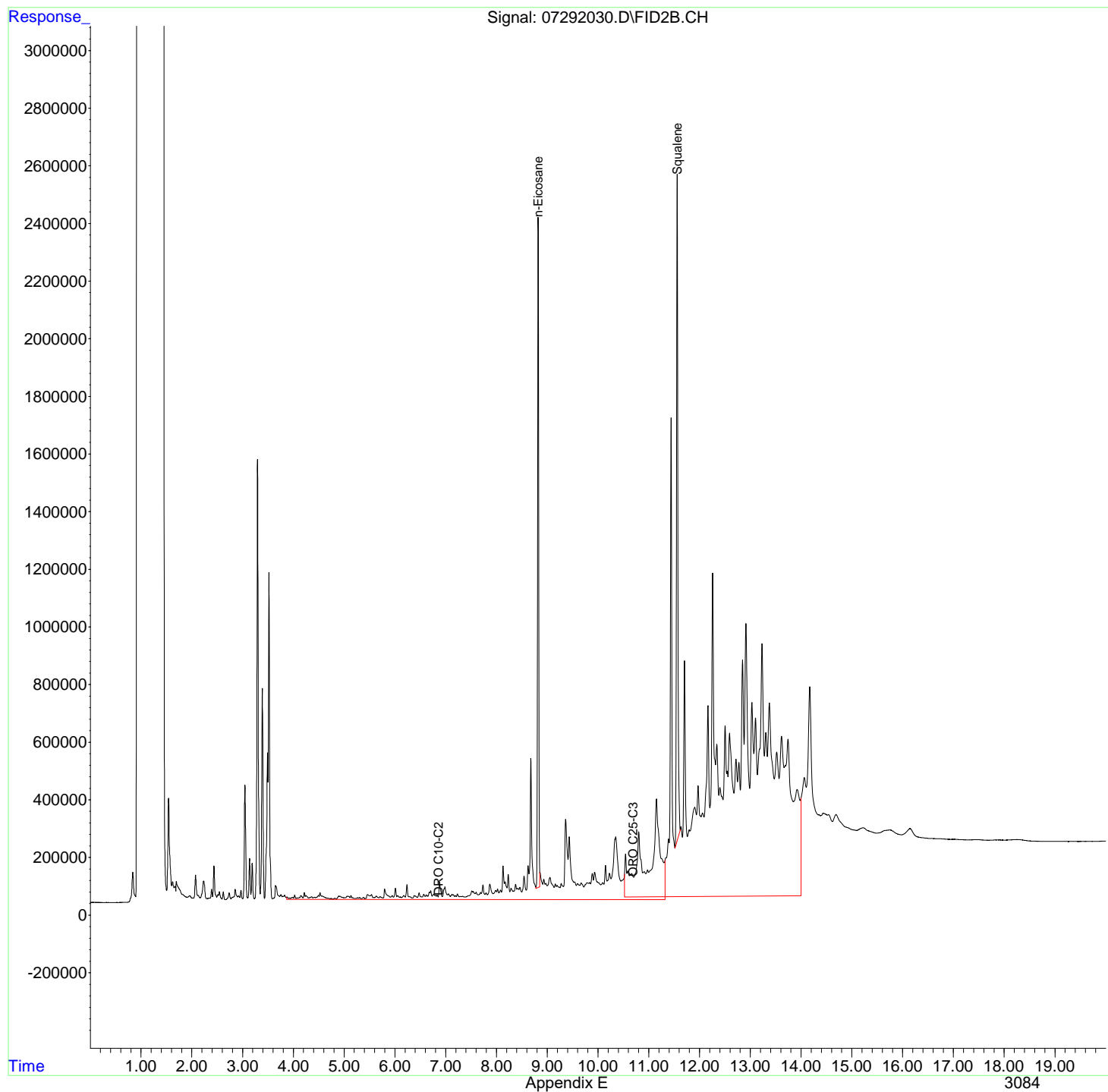
(f)=RT Delta > 1/2 Window

(m)=manual int.

Data Path : R:\2\DATA\072920\  
Data File : 07292030.D  
Signal(s) : FID2B.CH  
Acq On : 30 Jul 2020 9:33 am  
Operator : GCSVOC-Annie  
Sample : 2006259-007A  
Misc :  
ALS Vial : 30 Sample Multiplier: 1

Integration File: EVENTS.E  
Quant Time: Jul 31 09:53:02 2020  
Quant Method : Z:\HPCHEM\2\METHODS\072920DRO-ORO.M  
Quant Title : DRO-ORO 09-09-15 DRO/ORO  
QLast Update : Thu Jul 30 12:07:08 2020  
Response via : Initial Calibration  
Integrator: ChemStation 6890 Scale Mode: Large solvent peaks clipped

Volume Inj. :  
Signal Phase :  
Signal Info :





Data Path : R:\2\DATA\072920\  
 Data File : 07292031.D  
 Signal(s) : FID2B.CH  
 Acq On : 30 Jul 2020 10:00 am  
 Operator : GCSVOC-Annie  
 Sample : 2006259-008A  
 Misc :  
 ALS Vial : 31 Sample Multiplier: 1

Integration File: EVENTS.E  
 Quant Time: Jul 31 09:53:35 2020  
 Quant Method : Z:\HPCHEM\2\METHODS\072920DRO-ORO.M  
 Quant Title : DRO-ORO 09-09-15 DRO/ORO  
 QLast Update : Thu Jul 30 12:07:08 2020  
 Response via : Initial Calibration  
 Integrator: ChemStation 6890 Scale Mode: Large solvent peaks clipped

Volume Inj. :  
 Signal Phase :  
 Signal Info :

Compound	R.T.	Response	Conc Units
-----			
System Monitoring Compounds			
4) S n-Eicosane	8.820	36263022	14.366 ug/mLm
8) S1 Squalene	11.559	53430989	24.217 ug/mLm
Target Compounds			
1) H DRO C10-C20	0.000	0	N.D. ug/mL
2) H DRO C10-C25	0.000	0	N.D. ug/mL
3) H DRO C10-C28	6.850	516648091	194.989 ug/mLm
5) H1 ORO C20-C34	0.000	0	N.D. ug/mL
6) H1 ORO C25-C36	10.700	1893786063	1067.206 ug/mLm
7) H1 DRO C10-C36	0.000	0	N.D. ug/mL
-----			

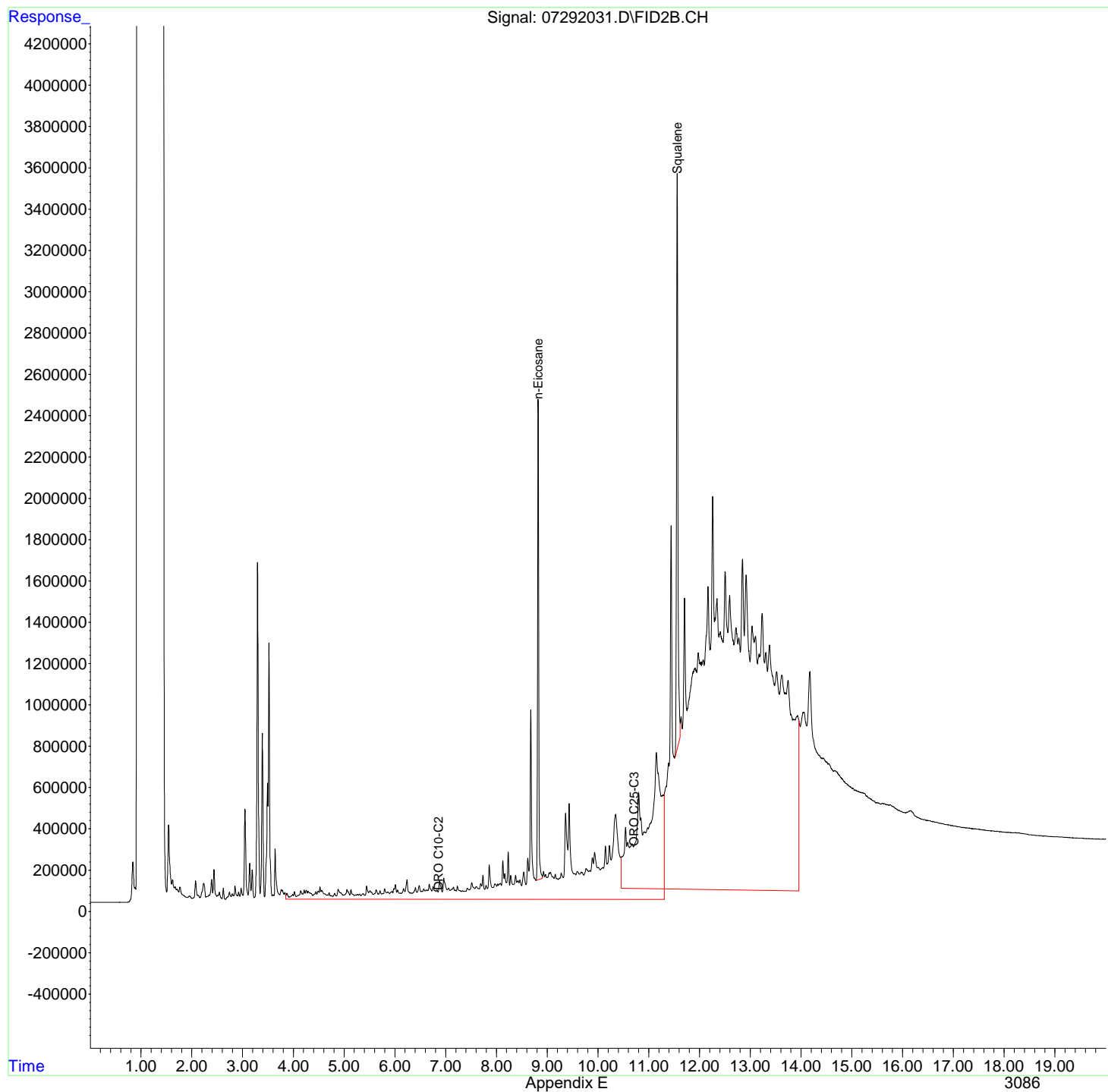
(f)=RT Delta > 1/2 Window

(m)=manual int.

Data Path : R:\2\DATA\072920\  
Data File : 07292031.D  
Signal(s) : FID2B.CH  
Acq On : 30 Jul 2020 10:00 am  
Operator : GCSVOC-Annie  
Sample : 2006259-008A  
Misc :  
ALS Vial : 31 Sample Multiplier: 1

Integration File: EVENTS.E  
Quant Time: Jul 31 09:53:35 2020  
Quant Method : Z:\HPCHEM\2\METHODS\072920DRO-ORO.M  
Quant Title : DRO-ORO 09-09-15 DRO/ORO  
QLast Update : Thu Jul 30 12:07:08 2020  
Response via : Initial Calibration  
Integrator: ChemStation 6890 Scale Mode: Large solvent peaks clipped

Volume Inj. :  
Signal Phase :  
Signal Info :



Data Path : R:\2\DATA\072920\  
 Data File : 07292032.D  
 Signal(s) : FID2B.CH  
 Acq On : 30 Jul 2020 10:27 am  
 Operator : GCSVOC-Annie  
 Sample : CCB-072920  
 Misc :  
 ALS Vial : 2 Sample Multiplier: 1

Integration File: EVENTS.E  
 Quant Time: Jul 30 13:55:16 2020  
 Quant Method : Z:\HPCHEM\2\METHODS\072920DRO-ORO.M  
 Quant Title : DRO-ORO 09-09-15 DRO/ORO  
 QLast Update : Thu Jul 30 08:38:45 2020  
 Response via : Initial Calibration  
 Integrator: ChemStation 6890 Scale Mode: Large solvent peaks clipped

Volume Inj. :  
 Signal Phase :  
 Signal Info :

Compound	R.T.	Response	Conc	Units
-----				
System Monitoring Compounds				
4) S n-Eicosane	8.821	35831411	14.183	ug/mL
8) S1 Squalene	11.558	29914977	14.442	ug/mLm
Target Compounds				
1) H DRO C10-C20	0.000	0	N.D.	ug/mL
2) H DRO C10-C25	0.000	0	N.D.	ug/mL
3) H DRO C10-C28	0.000	0	N.D.	ug/mL
5) H1 ORO C20-C34	0.000	0	N.D.	ug/mL
6) H1 ORO C25-C36	0.000	0	N.D.	ug/mL
7) H1 DRO C10-C36	0.000	0	N.D.	ug/mL
-----				

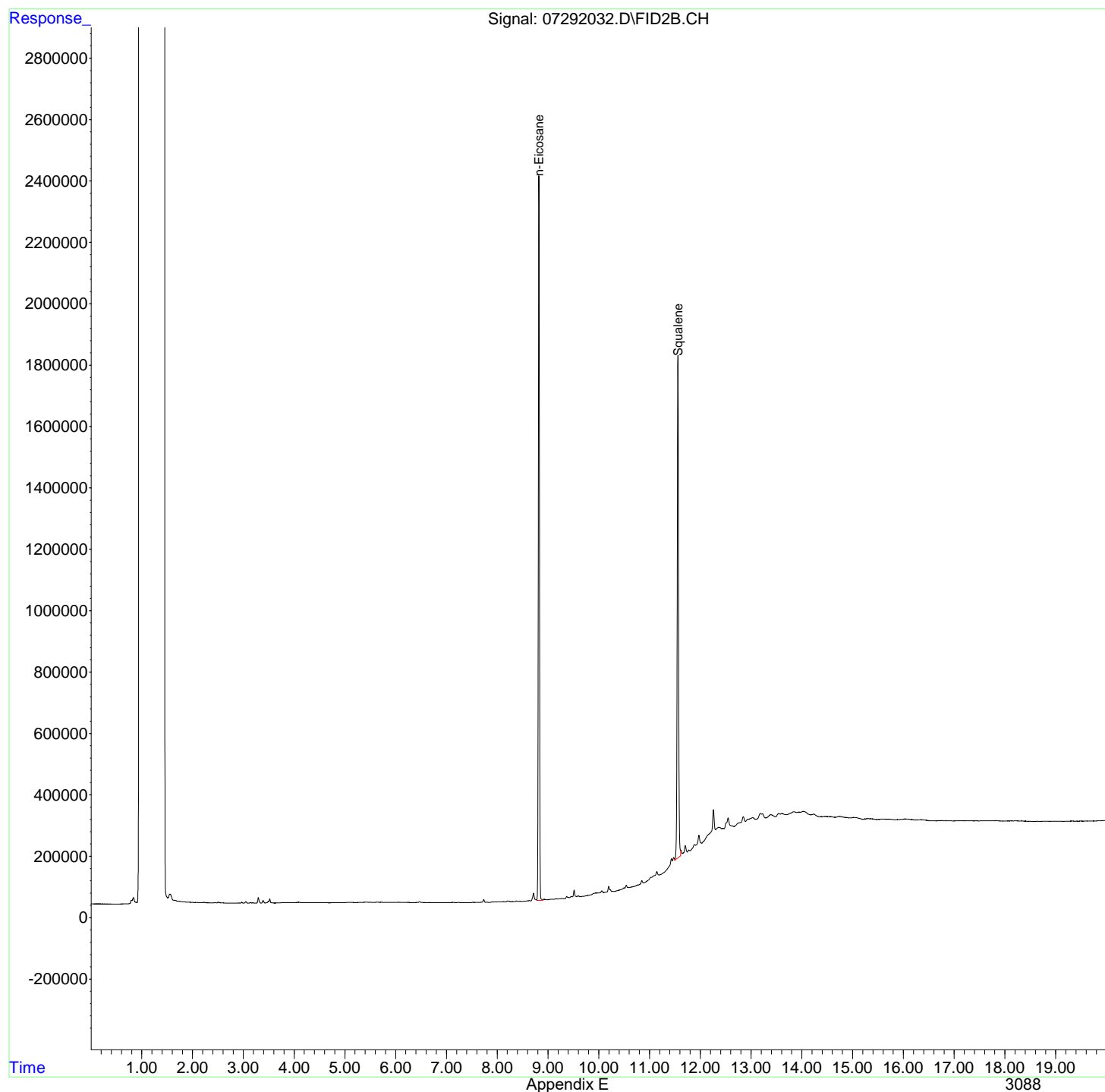
(f)=RT Delta > 1/2 Window

(m)=manual int.

Data Path : R:\2\DATA\072920\  
Data File : 07292032.D  
Signal(s) : FID2B.CH  
Acq On : 30 Jul 2020 10:27 am  
Operator : GCSVOC-Annie  
Sample : CCB-072920  
Misc :  
ALS Vial : 2 Sample Multiplier: 1

Integration File: EVENTS.E  
Quant Time: Jul 30 13:55:16 2020  
Quant Method : Z:\HPCHEM\2\METHODS\072920DRO-ORO.M  
Quant Title : DRO-ORO 09-09-15 DRO/ORO  
QLast Update : Thu Jul 30 08:38:45 2020  
Response via : Initial Calibration  
Integrator: ChemStation 6890 Scale Mode: Large solvent peaks clipped

Volume Inj. :  
Signal Phase :  
Signal Info :



Data Path : R:\2\DATA\072920\  
 Data File : 07292033.D  
 Signal(s) : FID2B.CH  
 Acq On : 30 Jul 2020 10:54 am  
 Operator : GCSVOC-Annie  
 Sample : CCV-DRO-072920  
 Misc :  
 ALS Vial : 6 Sample Multiplier: 1

Integration File: EVENTS.E  
 Quant Time: Jul 31 09:54:28 2020  
 Quant Method : Z:\HPCHEM\2\METHODS\072920DRO-ORO.M  
 Quant Title : DRO-ORO 09-09-15 DRO/ORO  
 QLast Update : Thu Jul 30 12:07:08 2020  
 Response via : Initial Calibration  
 Integrator: ChemStation 6890 Scale Mode: Large solvent peaks clipped

Volume Inj. :  
 Signal Phase :  
 Signal Info :

Min. RRF : 0.000 Min. Rel. Area : 50% Max. R.T. Dev 0.50min  
 Max. RRF Dev : 15% Max. Rel. Area : 150%

	Compound	Amount	Calc.	%Dev	Area%	Dev (Min)
1 H	DRO C10-C20	1000.000	1016.568	-1.7	0	0.00
2 H	DRO C10-C25	1000.000	990.049	1.0	0	0.00
3 H	DRO C10-C28	1000.000	1014.082	-1.4	0	0.00
5 H1	ORO C20-C34	1000.000	-161.130	116.1#	0	-9.23#
6 H1	ORO C25-C36	1000.000	-208.922	120.9#	0	-10.70#
7 H1	DRO C10-C36	1000.000	1093.305	-9.3	0	0.00
8 S1	Squalene	20.000	18.553	7.2	0	0.00

Evaluate Continuing Calibration Report - Not Found

4 S	n-Eicosane	10.000	0.000	100.0#	0	-8.83#
-----	------------	--------	-------	--------	---	--------

(#) = Out of Range

SPCC's out = 0 CCC's out = 0

Data Path : R:\2\DATA\072920\  
 Data File : 07292033.D  
 Signal(s) : FID2B.CH  
 Acq On : 30 Jul 2020 10:54 am  
 Operator : GCSVOC-Annie  
 Sample : CCV-DRO-072920  
 Misc :  
 ALS Vial : 6 Sample Multiplier: 1

Integration File: EVENTS.E  
 Quant Time: Jul 31 09:54:28 2020  
 Quant Method : Z:\HPCHEM\2\METHODS\072920DRO-ORO.M  
 Quant Title : DRO-ORO 09-09-15 DRO/ORO  
 QLast Update : Thu Jul 30 12:07:08 2020  
 Response via : Initial Calibration  
 Integrator: ChemStation 6890 Scale Mode: Large solvent peaks clipped

Volume Inj. :  
 Signal Phase :  
 Signal Info :

Compound	R.T.	Response	Conc	Units
-----				
System Monitoring Compounds				
4) S n-Eicosane	0.000	0	N.D.	ug/mL
8) S1 Squalene	11.561	40934895	18.553	ug/mLm
Target Compounds				
1) H DRO C10-C20	5.050	2026093633	1016.568	ug/mLm
2) H DRO C10-C25	5.150	2239994485	990.049	ug/mLm
3) H DRO C10-C28	6.850	2295302832	1014.082	ug/mLm
5) H1 ORO C20-C34	0.000	0	N.D.	ug/mL
6) H1 ORO C25-C36	0.000	0	N.D.	ug/mL
7) H1 DRO C10-C36	8.400	2713481002	1093.305	ug/mLm
-----				

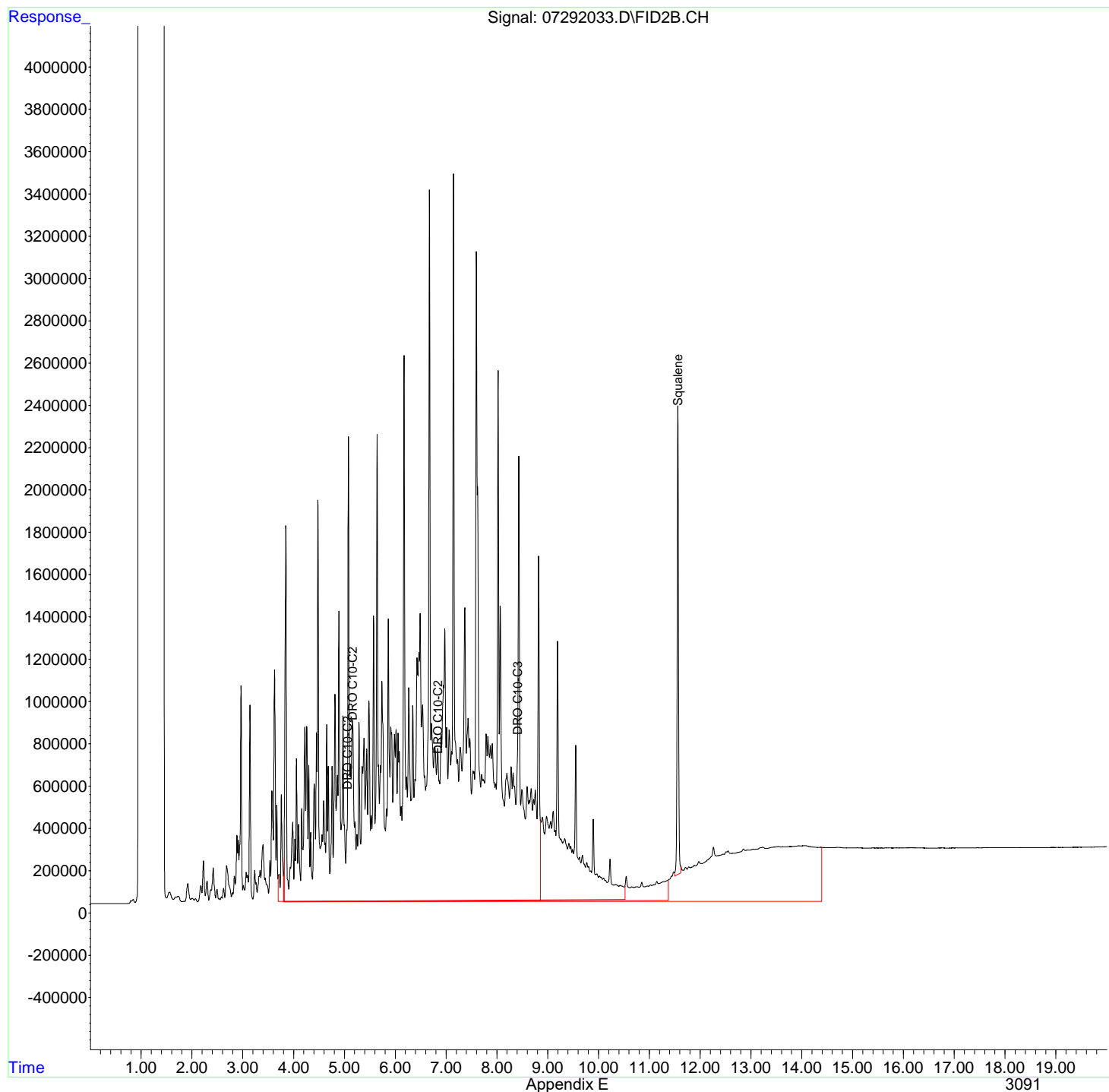
(f)=RT Delta > 1/2 Window

(m)=manual int.

Data Path : R:\2\DATA\072920\  
Data File : 07292033.D  
Signal(s) : FID2B.CH  
Acq On : 30 Jul 2020 10:54 am  
Operator : GCSVOC-Annie  
Sample : CCV-DRO-072920  
Misc :  
ALS Vial : 6 Sample Multiplier: 1

Integration File: EVENTS.E  
Quant Time: Jul 31 09:54:28 2020  
Quant Method : Z:\HPCHEM\2\METHODS\072920DRO-ORO.M  
Quant Title : DRO-ORO 09-09-15 DRO/ORO  
QLast Update : Thu Jul 30 12:07:08 2020  
Response via : Initial Calibration  
Integrator: ChemStation 6890 Scale Mode: Large solvent peaks clipped

Volume Inj. :  
Signal Phase :  
Signal Info :



Data Path : R:\2\DATA\072920\  
Data File : 07292034.D  
Signal(s) : FID2B.CH  
Acq On : 30 Jul 2020 11:21 am  
Operator : GCSVOC-Annie  
Sample : CCV-ORO-072920  
Misc :  
ALS Vial : 12 Sample Multiplier: 1

Integration File: EVENTS.E  
Quant Time: Jul 30 14:01:22 2020  
Quant Method : Z:\HPCHEM\2\METHODS\072920DRO-ORO.M  
Quant Title : DRO-ORO 09-09-15 DRO/ORO  
QLast Update : Thu Jul 30 12:07:08 2020  
Response via : Initial Calibration  
Integrator: ChemStation 6890 Scale Mode: Large solvent peaks clipped

Volume Inj. :  
Signal Phase :  
Signal Info :

Min. RRF : 0.000 Min. Rel. Area : 50% Max. R.T. Dev 0.50min  
Max. RRF Dev : 15% Max. Rel. Area : 150%

	Compound	Amount	Calc.	%Dev	Area%	Dev (Min)
1 H	DRO C10-C20	1000.000	-21.786	102.2#	0	-5.05#
2 H	DRO C10-C25	1000.000	-28.012	102.8#	0	-5.15#
3 H	DRO C10-C28	1000.000	-42.852	104.3#	0	-6.85#
4 S	n-Eicosane	10.000	9.224	7.8	0	0.00
5 H1	ORO C20-C34	1000.000	916.810	8.3	0	0.00
6 H1	ORO C25-C36	1000.000	847.739	15.2#	0	0.00
7 H1	DRO C10-C36	1000.000	-146.143	114.6#	0	-8.40#

Evaluate Continuing Calibration Report - Not Found

8 S1	Squalene	20.000	0.000	100.0#	0	-11.56#
------	----------	--------	-------	--------	---	---------

(#) = Out of Range

SPCC's out = 0 CCC's out = 0



Data Path : R:\2\DATA\072920\  
 Data File : 07292034.D  
 Signal(s) : FID2B.CH  
 Acq On : 30 Jul 2020 11:21 am  
 Operator : GCSVOC-Annie  
 Sample : CCV-ORO-072920  
 Misc :  
 ALS Vial : 12 Sample Multiplier: 1

Integration File: EVENTS.E  
 Quant Time: Jul 30 14:01:22 2020  
 Quant Method : Z:\HPCHEM\2\METHODS\072920DRO-ORO.M  
 Quant Title : DRO-ORO 09-09-15 DRO/ORO  
 QLast Update : Thu Jul 30 12:07:08 2020  
 Response via : Initial Calibration  
 Integrator: ChemStation 6890 Scale Mode: Large solvent peaks clipped

Volume Inj. :  
 Signal Phase :  
 Signal Info :

Compound	R.T.	Response	Conc Units
-----			
System Monitoring Compounds			
4) S n-Eicosane	8.820	24130192	9.224 ug/mLm
8) S1 Squalene	0.000	0	N.D. ug/mL
Target Compounds			
1) H DRO C10-C20	0.000	0	N.D. ug/mL
2) H DRO C10-C25	0.000	0	N.D. ug/mL
3) H DRO C10-C28	0.000	0	N.D. ug/mL
5) H1 ORO C20-C34	9.230	1395502838	916.810 ug/mLm
6) H1 ORO C25-C36	10.700	1568124627	847.739 ug/mLm
7) H1 DRO C10-C36	0.000	0	N.D. ug/mL
-----			

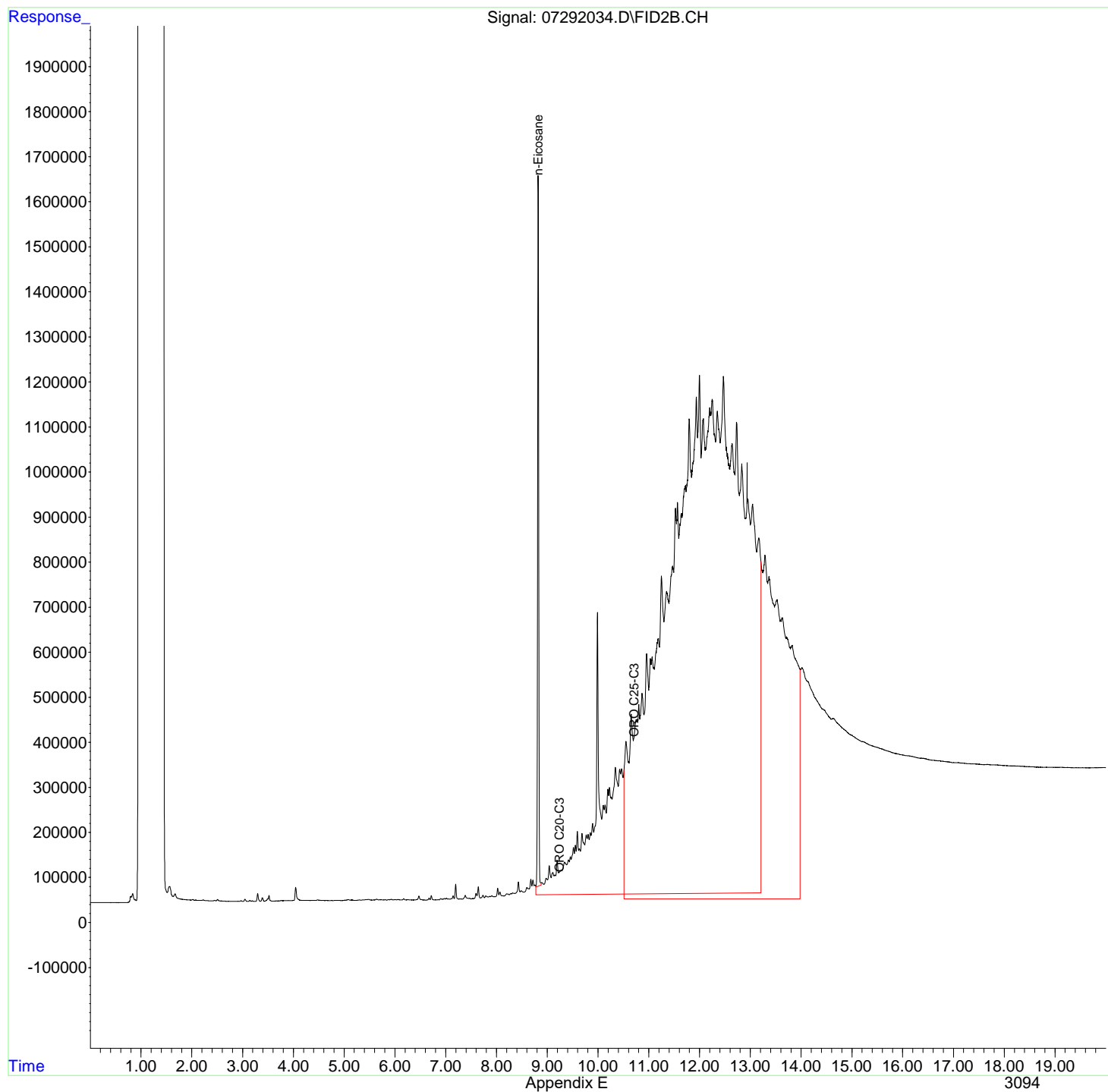
(f)=RT Delta > 1/2 Window

(m)=manual int.

Data Path : R:\2\DATA\072920\  
Data File : 07292034.D  
Signal(s) : FID2B.CH  
Acq On : 30 Jul 2020 11:21 am  
Operator : GCSVOC-Annie  
Sample : CCV-ORO-072920  
Misc :  
ALS Vial : 12 Sample Multiplier: 1

Integration File: EVENTS.E  
Quant Time: Jul 30 14:01:22 2020  
Quant Method : Z:\HPCHEM\2\METHODS\072920DRO-ORO.M  
Quant Title : DRO-ORO 09-09-15 DRO/ORO  
QLast Update : Thu Jul 30 12:07:08 2020  
Response via : Initial Calibration  
Integrator: ChemStation 6890 Scale Mode: Large solvent peaks clipped

Volume Inj. :  
Signal Phase :  
Signal Info :



Data Path : R:\2\DATA\072920\  
 Data File : 07292035.D  
 Signal(s) : FID2B.CH  
 Acq On : 30 Jul 2020 11:49 am  
 Operator : GCSVOC-Annie  
 Sample : 2006259-009A  
 Misc :  
 ALS Vial : 32 Sample Multiplier: 1

Integration File: EVENTS.E  
 Quant Time: Jul 31 09:55:07 2020  
 Quant Method : Z:\HPCHEM\2\METHODS\072920DRO-ORO.M  
 Quant Title : DRO-ORO 09-09-15 DRO/ORO  
 QLast Update : Thu Jul 30 12:07:08 2020  
 Response via : Initial Calibration  
 Integrator: ChemStation 6890 Scale Mode: Large solvent peaks clipped

Volume Inj. :  
 Signal Phase :  
 Signal Info :

Compound	R.T.	Response	Conc Units
-----			
System Monitoring Compounds			
4) S n-Eicosane	8.821	39209014	15.615 ug/mLm
8) S1 Squalene	11.559	48869242	22.149 ug/mL
Target Compounds			
1) H DRO C10-C20	0.000	0	N.D. ug/mL
2) H DRO C10-C25	0.000	0	N.D. ug/mL
3) H DRO C10-C28	6.850	248688186	71.590 ug/mLm
5) H1 ORO C20-C34	0.000	0	N.D. ug/mL
6) H1 ORO C25-C36	10.700	621475267	209.782 ug/mLm
7) H1 DRO C10-C36	0.000	0	N.D. ug/mL
-----			

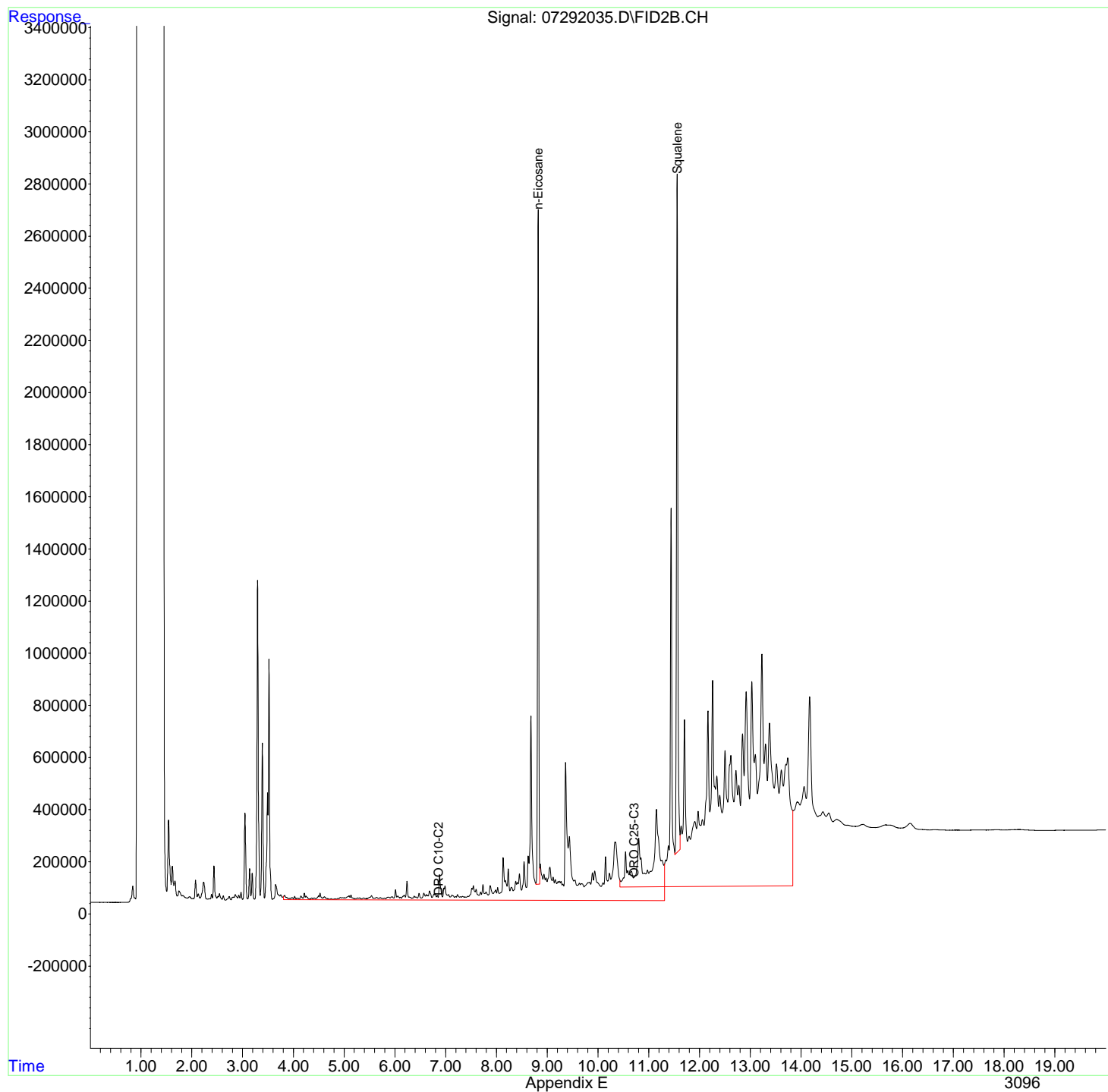
(f)=RT Delta > 1/2 Window

(m)=manual int.

Data Path : R:\2\DATA\072920\  
Data File : 07292035.D  
Signal(s) : FID2B.CH  
Acq On : 30 Jul 2020 11:49 am  
Operator : GCSVOC-Annie  
Sample : 2006259-009A  
Misc :  
ALS Vial : 32 Sample Multiplier: 1

Integration File: EVENTS.E  
Quant Time: Jul 31 09:55:07 2020  
Quant Method : Z:\HPCHEM\2\METHODS\072920DRO-ORO.M  
Quant Title : DRO-ORO 09-09-15 DRO/ORO  
QLast Update : Thu Jul 30 12:07:08 2020  
Response via : Initial Calibration  
Integrator: ChemStation 6890 Scale Mode: Large solvent peaks clipped

Volume Inj. :  
Signal Phase :  
Signal Info :



Data Path : R:\2\DATA\072920\  
 Data File : 07292036.D  
 Signal(s) : FID2B.CH  
 Acq On : 30 Jul 2020 12:16 pm  
 Operator : GCSVOC-Annie  
 Sample : 2006260-001A  
 Misc :  
 ALS Vial : 33 Sample Multiplier: 1

Integration File: EVENTS.E  
 Quant Time: Jul 31 09:55:49 2020  
 Quant Method : Z:\HPCHEM\2\METHODS\072920DRO-ORO.M  
 Quant Title : DRO-ORO 09-09-15 DRO/ORO  
 QLast Update : Thu Jul 30 12:07:08 2020  
 Response via : Initial Calibration  
 Integrator: ChemStation 6890 Scale Mode: Large solvent peaks clipped

Volume Inj. :  
 Signal Phase :  
 Signal Info :

Compound	R.T.	Response	Conc Units
-----			
System Monitoring Compounds			
4) S n-Eicosane	8.821	35638489	14.101 ug/mLm
8) S1 Squalene	11.559	45163221	20.470 ug/mLm
Target Compounds			
1) H DRO C10-C20	0.000	0	N.D. ug/mL
2) H DRO C10-C25	0.000	0	N.D. ug/mL
3) H DRO C10-C28	6.850	256603310	75.235 ug/mLm
5) H1 ORO C20-C34	0.000	0	N.D. ug/mL
6) H1 ORO C25-C36	10.700	695704309	259.805 ug/mLm
7) H1 DRO C10-C36	0.000	0	N.D. ug/mL
-----			

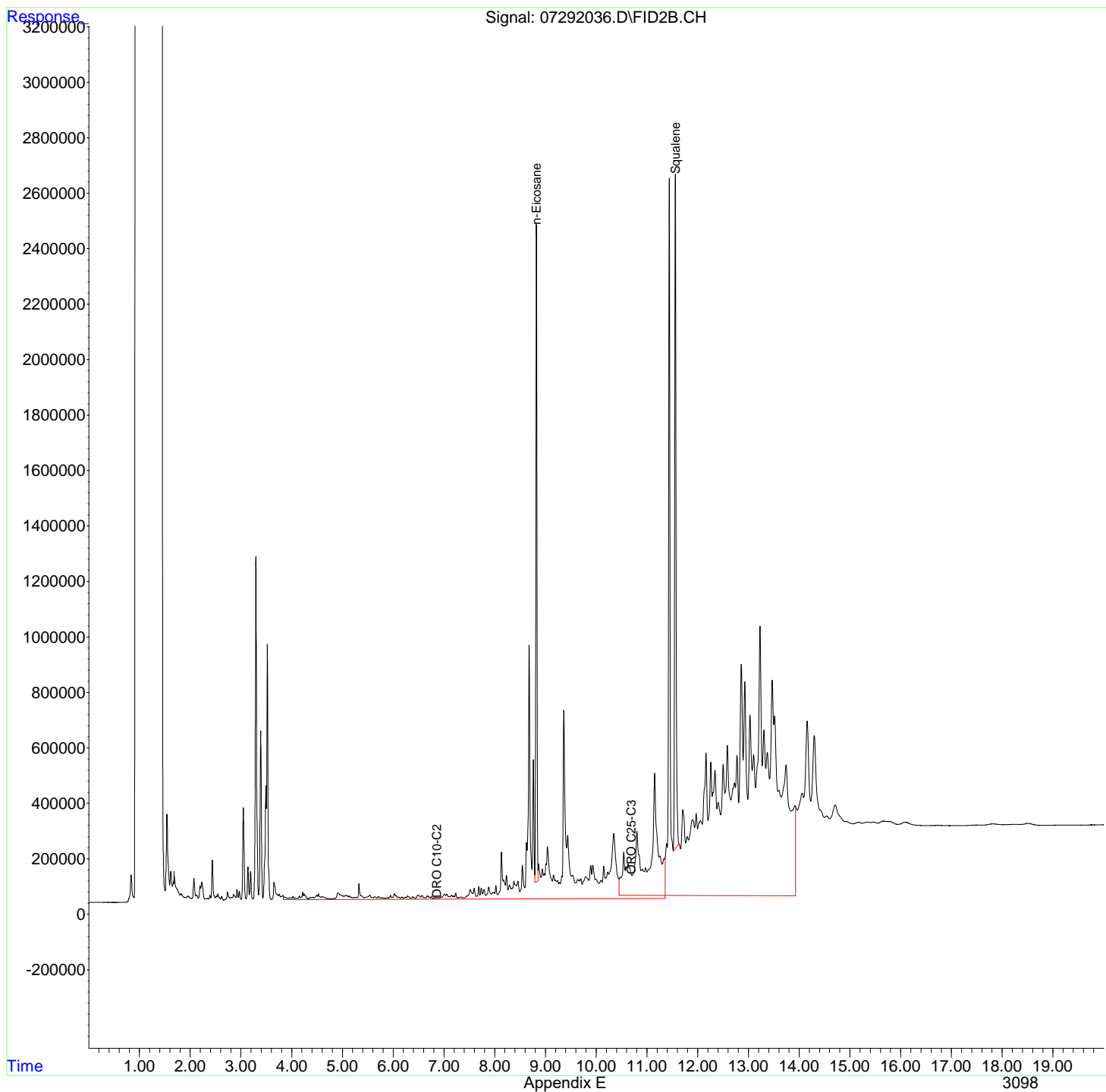
(f)=RT Delta > 1/2 Window

(m)=manual int.

Data Path : R:\2\DATA\072920\  
Data File : 07292036.D  
Signal(s) : FID2B.CH  
Acq On : 30 Jul 2020 12:16 pm  
Operator : GCSVOC-Annie  
Sample : 2006260-001A  
Misc :  
ALS Vial : 33 Sample Multiplier: 1

Integration File: EVENTS.E  
Quant Time: Jul 31 09:55:49 2020  
Quant Method : Z:\HPCHEM\2\METHODS\072920DRO-ORO.M  
Quant Title : DRO-ORO 09-09-15 DRO/ORO  
QLast Update : Thu Jul 30 12:07:08 2020  
Response via : Initial Calibration  
Integrator: ChemStation 6890 Scale Mode: Large solvent peaks clipped

Volume Inj. :  
Signal Phase :  
Signal Info :



Data Path : R:\2\DATA\072920\  
 Data File : 07292037.D  
 Signal(s) : FID2B.CH  
 Acq On : 30 Jul 2020 12:43 pm  
 Operator : GCSVOC-Annie  
 Sample : 2006260-002A  
 Misc :  
 ALS Vial : 34 Sample Multiplier: 1

Integration File: EVENTS.E  
 Quant Time: Jul 31 09:56:17 2020  
 Quant Method : Z:\HPCHEM\2\METHODS\072920DRO-ORO.M  
 Quant Title : DRO-ORO 09-09-15 DRO/ORO  
 QLast Update : Thu Jul 30 12:07:08 2020  
 Response via : Initial Calibration  
 Integrator: ChemStation 6890 Scale Mode: Large solvent peaks clipped

Volume Inj. :  
 Signal Phase :  
 Signal Info :

Compound	R.T.	Response	Conc Units
-----			
System Monitoring Compounds			
4) S n-Eicosane	8.821	38311113	15.234 ug/mLm
8) S1 Squalene	11.560	52928103	23.989 ug/mL
Target Compounds			
1) H DRO C10-C20	0.000	0	N.D. ug/mL
2) H DRO C10-C25	0.000	0	N.D. ug/mL
3) H DRO C10-C28	6.850	264818841	79.018 ug/mLm
5) H1 ORO C20-C34	0.000	0	N.D. ug/mL
6) H1 ORO C25-C36	10.700	626371135	213.081 ug/mLm
7) H1 DRO C10-C36	0.000	0	N.D. ug/mL
-----			

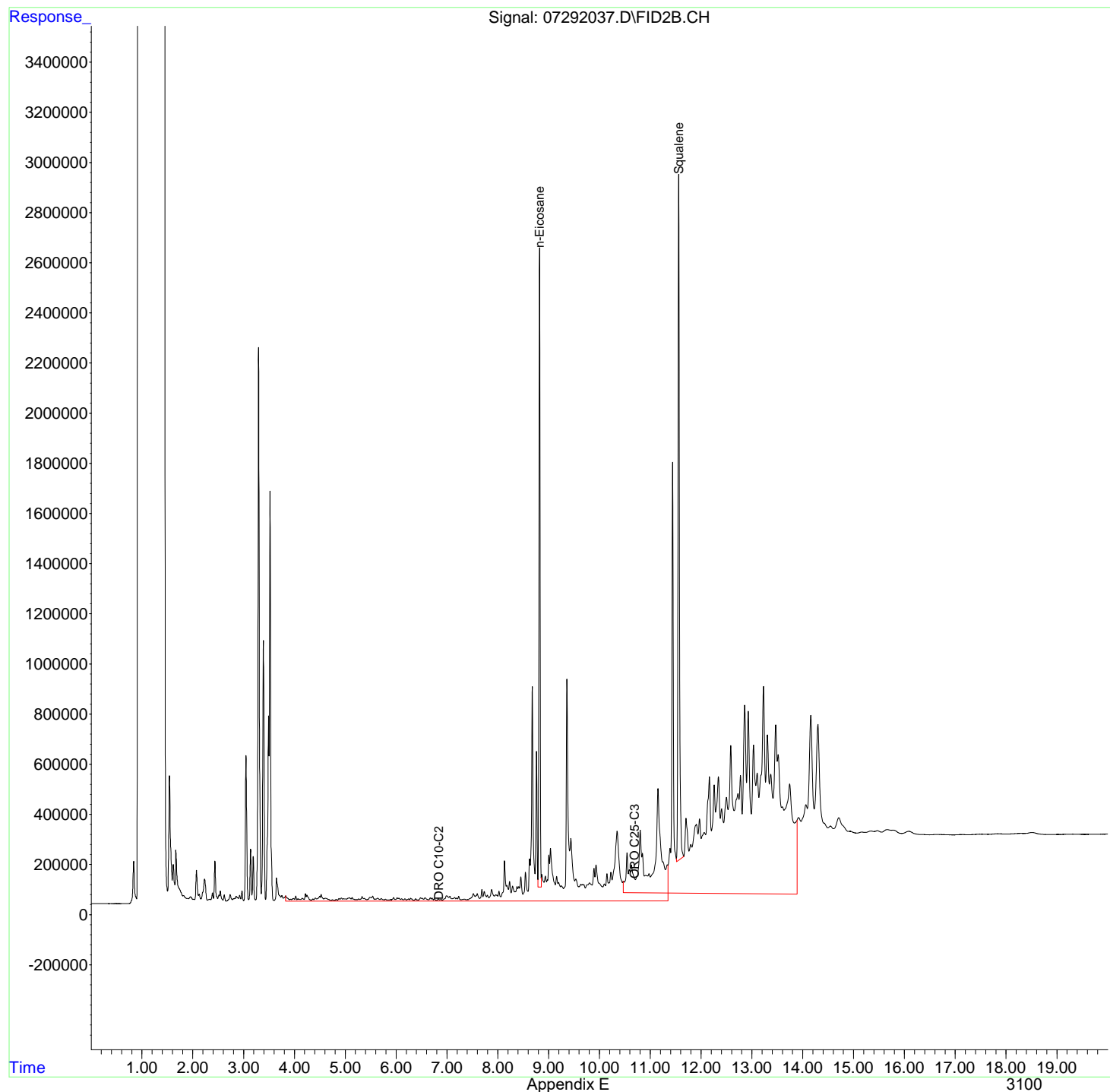
(f)=RT Delta > 1/2 Window

(m)=manual int.

Data Path : R:\2\DATA\072920\  
Data File : 07292037.D  
Signal(s) : FID2B.CH  
Acq On : 30 Jul 2020 12:43 pm  
Operator : GCSVOC-Annie  
Sample : 2006260-002A  
Misc :  
ALS Vial : 34 Sample Multiplier: 1

Integration File: EVENTS.E  
Quant Time: Jul 31 09:56:17 2020  
Quant Method : Z:\HPCHEM\2\METHODS\072920DRO-ORO.M  
Quant Title : DRO-ORO 09-09-15 DRO/ORO  
QLast Update : Thu Jul 30 12:07:08 2020  
Response via : Initial Calibration  
Integrator: ChemStation 6890 Scale Mode: Large solvent peaks clipped

Volume Inj. :  
Signal Phase :  
Signal Info :





Data Path : R:\2\DATA\072920\  
 Data File : 07292038.D  
 Signal(s) : FID2B.CH  
 Acq On : 30 Jul 2020 1:10 pm  
 Operator : GCSVOC-Annie  
 Sample : 2006260-003A  
 Misc :  
 ALS Vial : 35 Sample Multiplier: 1

Integration File: EVENTS.E  
 Quant Time: Jul 31 09:56:49 2020  
 Quant Method : Z:\HPCHEM\2\METHODS\072920DRO-ORO.M  
 Quant Title : DRO-ORO 09-09-15 DRO/ORO  
 QLast Update : Thu Jul 30 12:07:08 2020  
 Response via : Initial Calibration  
 Integrator: ChemStation 6890 Scale Mode: Large solvent peaks clipped

Volume Inj. :  
 Signal Phase :  
 Signal Info :

Compound	R.T.	Response	Conc Units
-----			
System Monitoring Compounds			
4) S n-Eicosane	8.821	36200434	14.340 ug/mLm
8) S1 Squalene	11.560	51246331	23.227 ug/mL
Target Compounds			
1) H DRO C10-C20	0.000	0	N.D. ug/mL
2) H DRO C10-C25	0.000	0	N.D. ug/mL
3) H DRO C10-C28	6.850	373418247	129.030 ug/mLm
5) H1 ORO C20-C34	0.000	0	N.D. ug/mL
6) H1 ORO C25-C36	10.700	838401623	355.971 ug/mLm
7) H1 DRO C10-C36	0.000	0	N.D. ug/mL
-----			

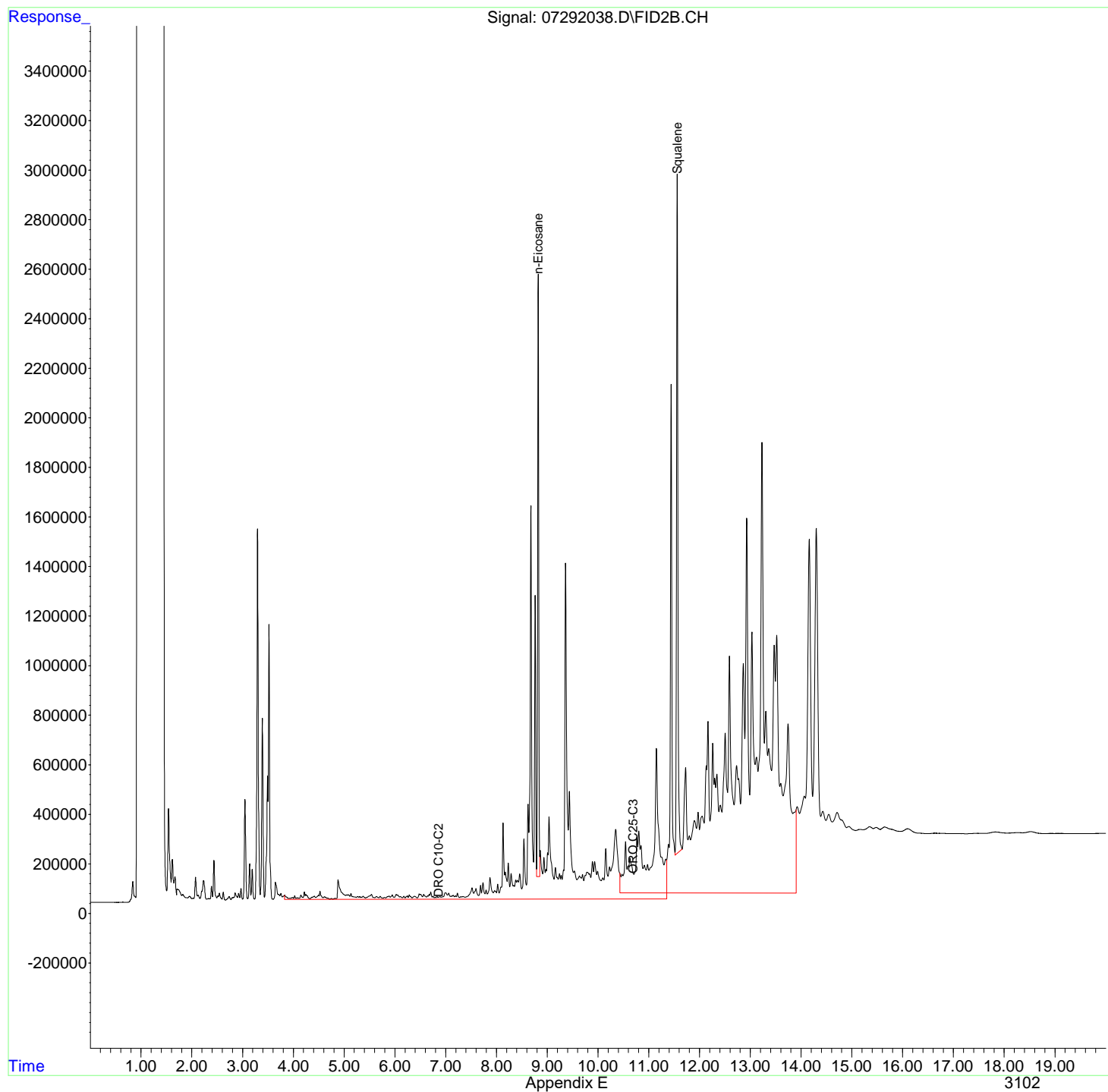
(f)=RT Delta > 1/2 Window

(m)=manual int.

Data Path : R:\2\DATA\072920\  
Data File : 07292038.D  
Signal(s) : FID2B.CH  
Acq On : 30 Jul 2020 1:10 pm  
Operator : GCSVOC-Annie  
Sample : 2006260-003A  
Misc :  
ALS Vial : 35 Sample Multiplier: 1

Integration File: EVENTS.E  
Quant Time: Jul 31 09:56:49 2020  
Quant Method : Z:\HPCHEM\2\METHODS\072920DRO-ORO.M  
Quant Title : DRO-ORO 09-09-15 DRO/ORO  
QLast Update : Thu Jul 30 12:07:08 2020  
Response via : Initial Calibration  
Integrator: ChemStation 6890 Scale Mode: Large solvent peaks clipped

Volume Inj. :  
Signal Phase :  
Signal Info :



Data Path : R:\2\DATA\072920\  
 Data File : 07292039.D  
 Signal(s) : FID2B.CH  
 Acq On : 30 Jul 2020 1:38 pm  
 Operator : GCSVOC-Annie  
 Sample : 2006260-004A  
 Misc :  
 ALS Vial : 36 Sample Multiplier: 1

Integration File: EVENTS.E  
 Quant Time: Jul 31 09:57:16 2020  
 Quant Method : Z:\HPCHEM\2\METHODS\072920DRO-ORO.M  
 Quant Title : DRO-ORO 09-09-15 DRO/ORO  
 QLast Update : Thu Jul 30 12:07:08 2020  
 Response via : Initial Calibration  
 Integrator: ChemStation 6890 Scale Mode: Large solvent peaks clipped

Volume Inj. :  
 Signal Phase :  
 Signal Info :

Compound	R.T.	Response	Conc Units
-----			
System Monitoring Compounds			
4) S n-Eicosane	8.821	37978867	15.093 ug/mLm
8) S1 Squalene	11.559	50389550	22.838 ug/mLm
Target Compounds			
1) H DRO C10-C20	0.000	0	N.D. ug/mL
2) H DRO C10-C25	0.000	0	N.D. ug/mL
3) H DRO C10-C28	6.850	373954825	129.277 ug/mLm
5) H1 ORO C20-C34	0.000	0	N.D. ug/mL
6) H1 ORO C25-C36	10.700	821407431	344.518 ug/mLm
7) H1 DRO C10-C36	0.000	0	N.D. ug/mL
-----			

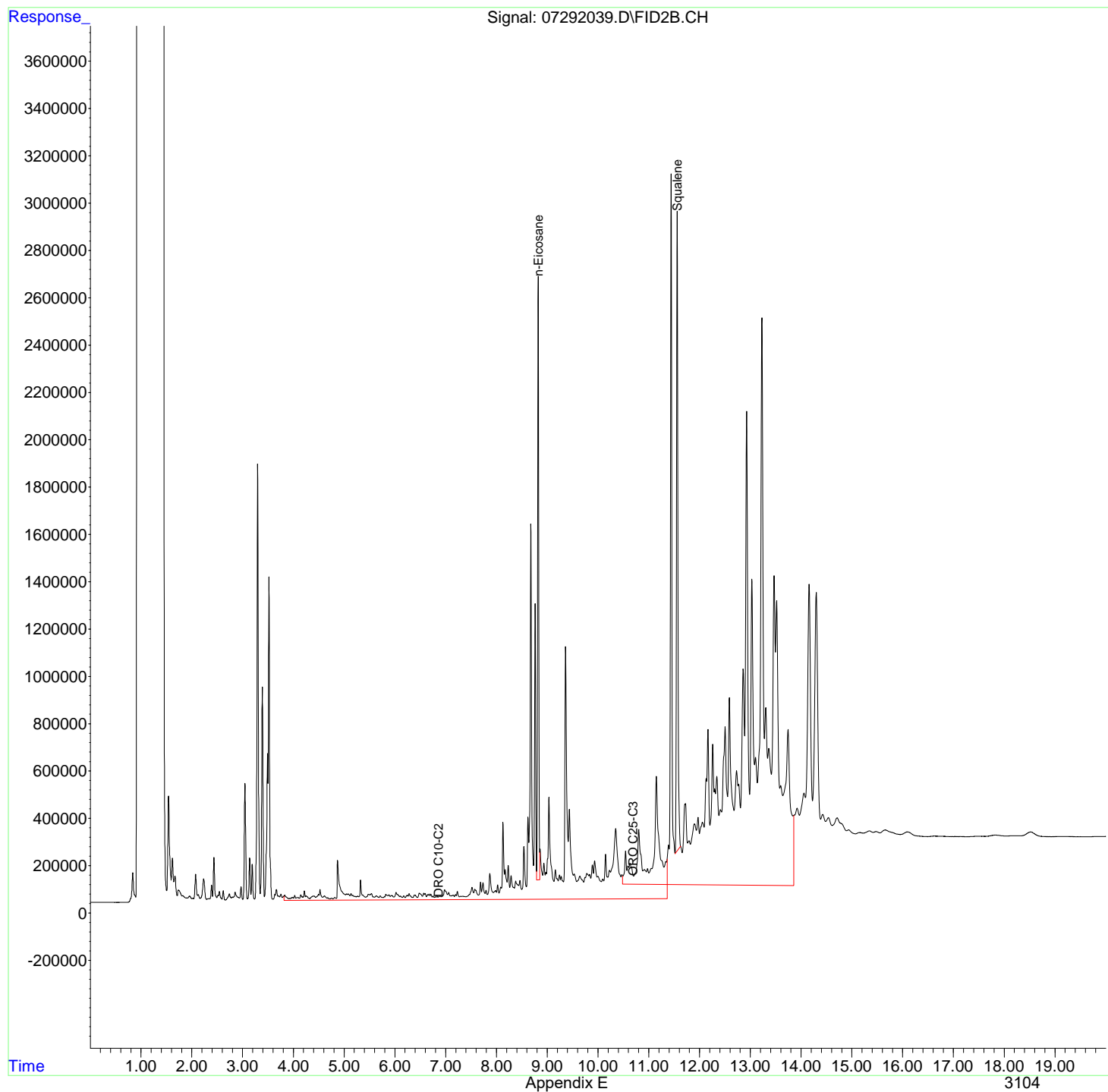
(f)=RT Delta > 1/2 Window

(m)=manual int.

Data Path : R:\2\DATA\072920\  
Data File : 07292039.D  
Signal(s) : FID2B.CH  
Acq On : 30 Jul 2020 1:38 pm  
Operator : GCSVOC-Annie  
Sample : 2006260-004A  
Misc :  
ALS Vial : 36 Sample Multiplier: 1

Integration File: EVENTS.E  
Quant Time: Jul 31 09:57:16 2020  
Quant Method : Z:\HPCHEM\2\METHODS\072920DRO-ORO.M  
Quant Title : DRO-ORO 09-09-15 DRO/ORO  
QLast Update : Thu Jul 30 12:07:08 2020  
Response via : Initial Calibration  
Integrator: ChemStation 6890 Scale Mode: Large solvent peaks clipped

Volume Inj. :  
Signal Phase :  
Signal Info :



Data Path : R:\2\DATA\072920\  
 Data File : 07292040.D  
 Signal(s) : FID2B.CH  
 Acq On : 30 Jul 2020 2:05 pm  
 Operator : GCSVOC-Annie  
 Sample : 2006260-005A  
 Misc :  
 ALS Vial : 37 Sample Multiplier: 1

Integration File: EVENTS.E  
 Quant Time: Jul 31 09:57:49 2020  
 Quant Method : Z:\HPCHEM\2\METHODS\072920DRO-ORO.M  
 Quant Title : DRO-ORO 09-09-15 DRO/ORO  
 QLast Update : Thu Jul 30 12:07:08 2020  
 Response via : Initial Calibration  
 Integrator: ChemStation 6890 Scale Mode: Large solvent peaks clipped

Volume Inj. :  
 Signal Phase :  
 Signal Info :

Compound	R.T.	Response	Conc Units
-----			
System Monitoring Compounds			
4) S n-Eicosane	8.820	38716953	15.406 ug/mLm
8) S1 Squalene	11.559	47164057	21.377 ug/mLm
Target Compounds			
1) H DRO C10-C20	0.000	0	N.D. ug/mL
2) H DRO C10-C25	0.000	0	N.D. ug/mL
3) H DRO C10-C28	6.850	247300787	70.951 ug/mLm
5) H1 ORO C20-C34	0.000	0	N.D. ug/mL
6) H1 ORO C25-C36	10.700	612572950	203.782 ug/mLm
7) H1 DRO C10-C36	0.000	0	N.D. ug/mL
-----			

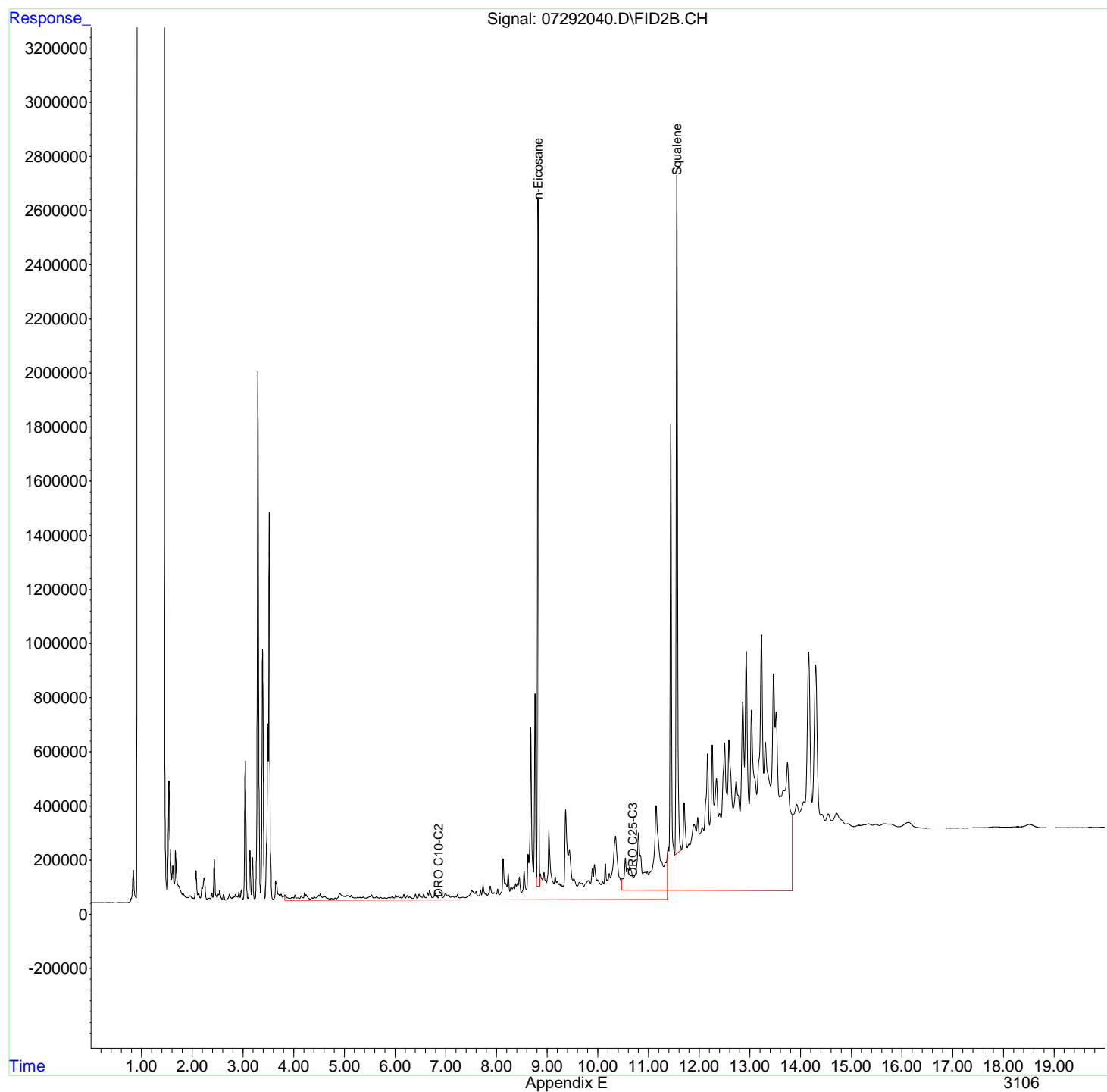
(f)=RT Delta > 1/2 Window

(m)=manual int.

Data Path : R:\2\DATA\072920\  
Data File : 07292040.D  
Signal(s) : FID2B.CH  
Acq On : 30 Jul 2020 2:05 pm  
Operator : GCSVOC-Annie  
Sample : 2006260-005A  
Misc :  
ALS Vial : 37 Sample Multiplier: 1

Integration File: EVENTS.E  
Quant Time: Jul 31 09:57:49 2020  
Quant Method : Z:\HPCHEM\2\METHODS\072920DRO-ORO.M  
Quant Title : DRO-ORO 09-09-15 DRO/ORO  
QLast Update : Thu Jul 30 12:07:08 2020  
Response via : Initial Calibration  
Integrator: ChemStation 6890 Scale Mode: Large solvent peaks clipped

Volume Inj. :  
Signal Phase :  
Signal Info :



Data Path : R:\2\DATA\072920\  
 Data File : 07292041.D  
 Signal(s) : FID2B.CH  
 Acq On : 30 Jul 2020 2:32 pm  
 Operator : GCSVOC-Annie  
 Sample : 2006260-006A  
 Misc :  
 ALS Vial : 38 Sample Multiplier: 1

Integration File: EVENTS.E  
 Quant Time: Jul 31 09:58:09 2020  
 Quant Method : Z:\HPCHEM\2\METHODS\072920DRO-ORO.M  
 Quant Title : DRO-ORO 09-09-15 DRO/ORO  
 QLast Update : Thu Jul 30 12:07:08 2020  
 Response via : Initial Calibration  
 Integrator: ChemStation 6890 Scale Mode: Large solvent peaks clipped

Volume Inj. :  
 Signal Phase :  
 Signal Info :

Compound	R.T.	Response	Conc Units
-----			
System Monitoring Compounds			
4) S n-Eicosane	8.822	47217973	19.009 ug/mLm
8) S1 Squalene	11.561	49385223	22.383 ug/mLm
Target Compounds			
1) H DRO C10-C20	0.000	0	N.D. ug/mL
2) H DRO C10-C25	0.000	0	N.D. ug/mL
3) H DRO C10-C28	6.850	362856238	124.166 ug/mLm
5) H1 ORO C20-C34	0.000	0	N.D. ug/mL
6) H1 ORO C25-C36	10.700	719880380	276.098 ug/mLm
7) H1 DRO C10-C36	0.000	0	N.D. ug/mL
-----			

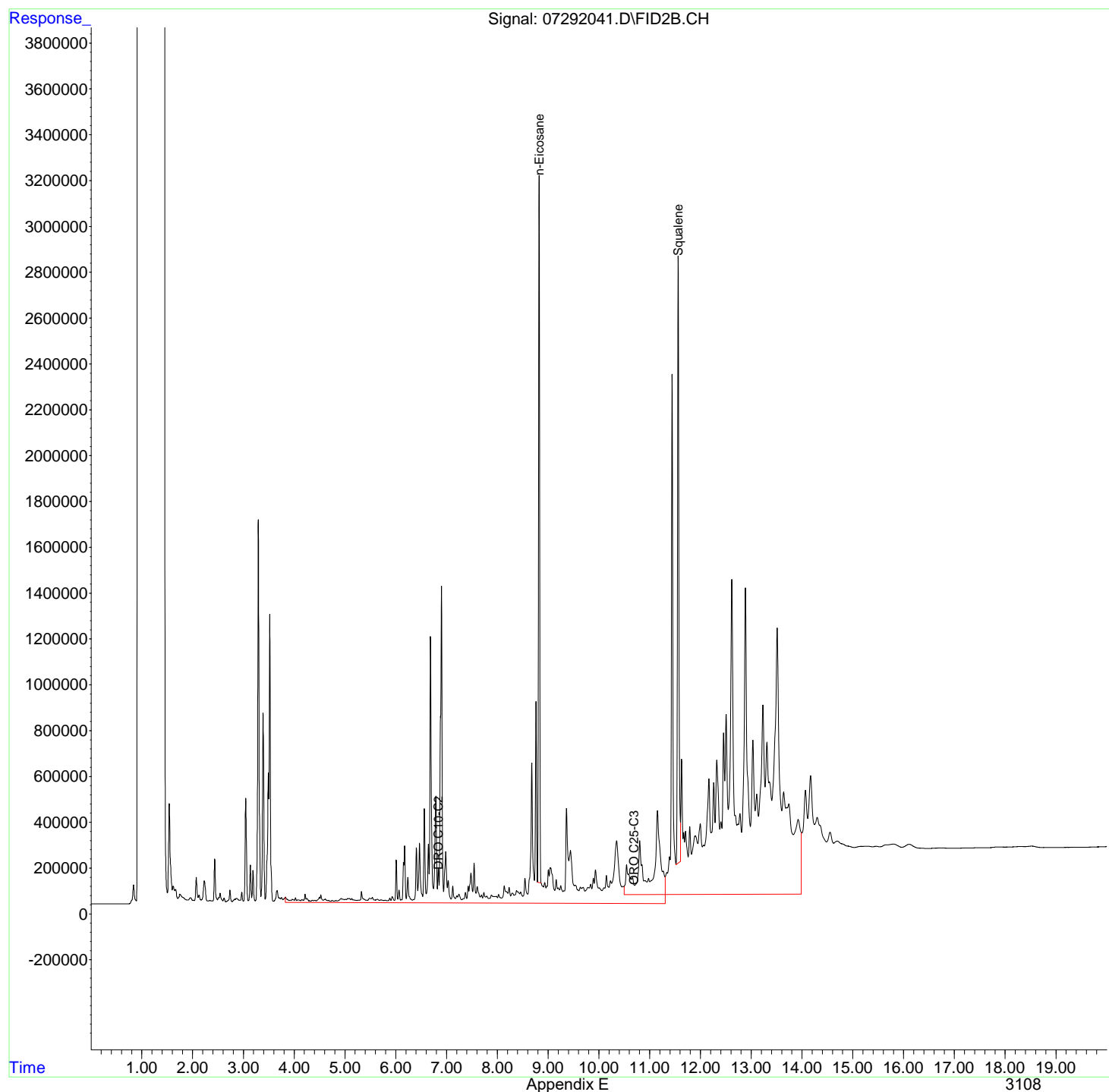
(f)=RT Delta > 1/2 Window

(m)=manual int.

Data Path : R:\2\DATA\072920\  
Data File : 07292041.D  
Signal(s) : FID2B.CH  
Acq On : 30 Jul 2020 2:32 pm  
Operator : GCSVOC-Annie  
Sample : 2006260-006A  
Misc :  
ALS Vial : 38 Sample Multiplier: 1

Integration File: EVENTS.E  
Quant Time: Jul 31 09:58:09 2020  
Quant Method : Z:\HPCHEM\2\METHODS\072920DRO-ORO.M  
Quant Title : DRO-ORO 09-09-15 DRO/ORO  
QLast Update : Thu Jul 30 12:07:08 2020  
Response via : Initial Calibration  
Integrator: ChemStation 6890 Scale Mode: Large solvent peaks clipped

Volume Inj. :  
Signal Phase :  
Signal Info :





Data Path : R:\2\DATA\072920\  
 Data File : 07292042.D  
 Signal(s) : FID2B.CH  
 Acq On : 30 Jul 2020 3:00 pm  
 Operator : GCSVOC-Annie  
 Sample : 2006260-007A  
 Misc :  
 ALS Vial : 39 Sample Multiplier: 1

Integration File: EVENTS.E  
 Quant Time: Jul 31 09:58:55 2020  
 Quant Method : Z:\HPCHEM\2\METHODS\072920DRO-ORO.M  
 Quant Title : DRO-ORO 09-09-15 DRO/ORO  
 QLast Update : Thu Jul 30 12:07:08 2020  
 Response via : Initial Calibration  
 Integrator: ChemStation 6890 Scale Mode: Large solvent peaks clipped

Volume Inj. :  
 Signal Phase :  
 Signal Info :

Compound	R.T.	Response	Conc Units
-----			
System Monitoring Compounds			
4) S n-Eicosane	8.821	38296749	15.228 ug/mLm
8) S1 Squalene	11.559	45454330	20.602 ug/mLm
Target Compounds			
1) H DRO C10-C20	0.000	0	N.D. ug/mL
2) H DRO C10-C25	0.000	0	N.D. ug/mL
3) H DRO C10-C28	6.850	238979232	67.119 ug/mLm
5) H1 ORO C20-C34	0.000	0	N.D. ug/mL
6) H1 ORO C25-C36	10.700	596231737	192.770 ug/mLm
7) H1 DRO C10-C36	0.000	0	N.D. ug/mL
-----			

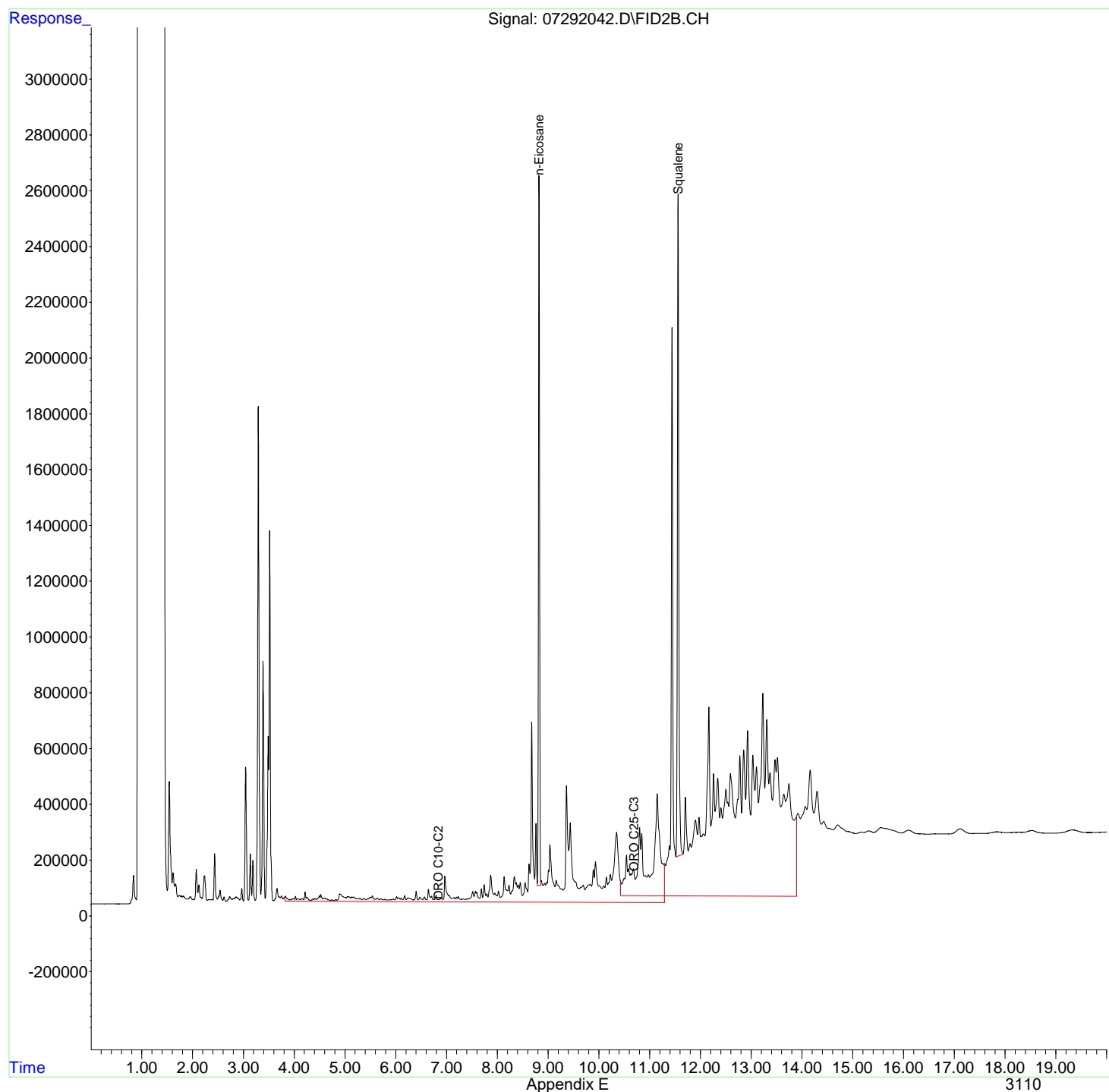
(f)=RT Delta > 1/2 Window

(m)=manual int.

Data Path : R:\2\DATA\072920\  
Data File : 07292042.D  
Signal(s) : FID2B.CH  
Acq On : 30 Jul 2020 3:00 pm  
Operator : GCSVOC-Annie  
Sample : 2006260-007A  
Misc :  
ALS Vial : 39 Sample Multiplier: 1

Integration File: EVENTS.E  
Quant Time: Jul 31 09:58:55 2020  
Quant Method : Z:\HPCHEM\2\METHODS\072920DRO-ORO.M  
Quant Title : DRO-ORO 09-09-15 DRO/ORO  
QLast Update : Thu Jul 30 12:07:08 2020  
Response via : Initial Calibration  
Integrator: ChemStation 6890 Scale Mode: Large solvent peaks clipped

Volume Inj. :  
Signal Phase :  
Signal Info :



Data Path : R:\2\DATA\072920\  
 Data File : 07292043.D  
 Signal(s) : FID2B.CH  
 Acq On : 30 Jul 2020 3:27 pm  
 Operator : GCSVOC-Annie  
 Sample : 2006260-008A  
 Misc :  
 ALS Vial : 40 Sample Multiplier: 1

Integration File: EVENTS.E  
 Quant Time: Jul 31 09:59:30 2020  
 Quant Method : Z:\HPCHEM\2\METHODS\072920DRO-ORO.M  
 Quant Title : DRO-ORO 09-09-15 DRO/ORO  
 QLast Update : Thu Jul 30 12:07:08 2020  
 Response via : Initial Calibration  
 Integrator: ChemStation 6890 Scale Mode: Large solvent peaks clipped

Volume Inj. :  
 Signal Phase :  
 Signal Info :

Compound	R.T.	Response	Conc Units
-----			
System Monitoring Compounds			
4) S n-Eicosane	8.819	39176494	15.601 ug/mLm
8) S1 Squalene	11.559	50692402	22.976 ug/mLm
Target Compounds			
1) H DRO C10-C20	0.000	0	N.D. ug/mL
2) H DRO C10-C25	0.000	0	N.D. ug/mL
3) H DRO C10-C28	6.850	284403998	88.038 ug/mLm
5) H1 ORO C20-C34	0.000	0	N.D. ug/mL
6) H1 ORO C25-C36	10.700	694747344	259.160 ug/mLm
7) H1 DRO C10-C36	0.000	0	N.D. ug/mL
-----			

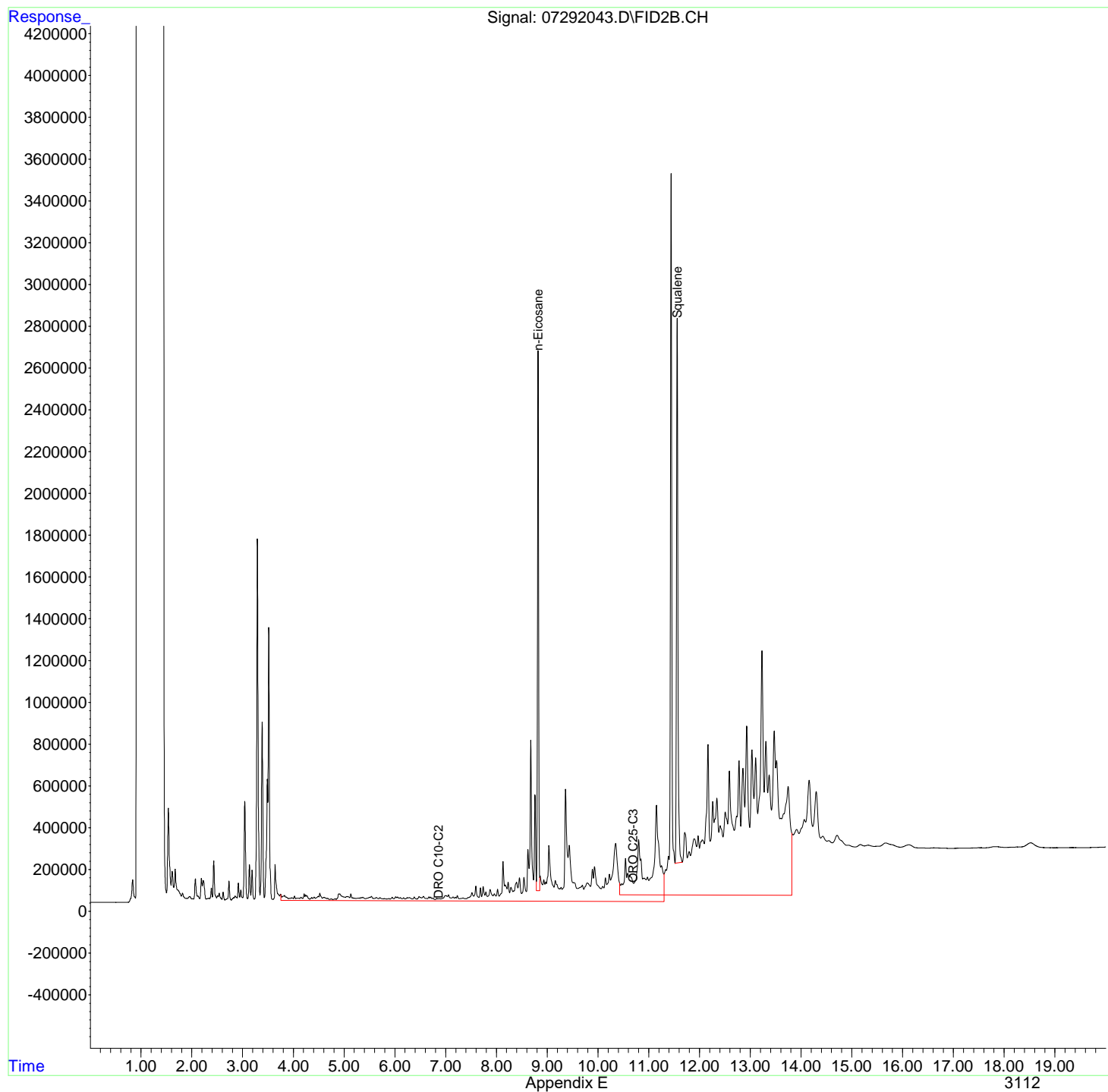
(f)=RT Delta > 1/2 Window

(m)=manual int.

Data Path : R:\2\DATA\072920\  
Data File : 07292043.D  
Signal(s) : FID2B.CH  
Acq On : 30 Jul 2020 3:27 pm  
Operator : GCSVOC-Annie  
Sample : 2006260-008A  
Misc :  
ALS Vial : 40 Sample Multiplier: 1

Integration File: EVENTS.E  
Quant Time: Jul 31 09:59:30 2020  
Quant Method : Z:\HPCHEM\2\METHODS\072920DRO-ORO.M  
Quant Title : DRO-ORO 09-09-15 DRO/ORO  
QLast Update : Thu Jul 30 12:07:08 2020  
Response via : Initial Calibration  
Integrator: ChemStation 6890 Scale Mode: Large solvent peaks clipped

Volume Inj. :  
Signal Phase :  
Signal Info :



Data Path : R:\2\DATA\072920\  
 Data File : 07292044.D  
 Signal(s) : FID2B.CH  
 Acq On : 30 Jul 2020 3:54 pm  
 Operator : GCSVOC-Annie  
 Sample : 2006262-011A  
 Misc :  
 ALS Vial : 41 Sample Multiplier: 1

Integration File: EVENTS.E  
 Quant Time: Jul 31 10:00:12 2020  
 Quant Method : Z:\HPCHEM\2\METHODS\072920DRO-ORO.M  
 Quant Title : DRO-ORO 09-09-15 DRO/ORO  
 QLast Update : Thu Jul 30 12:07:08 2020  
 Response via : Initial Calibration  
 Integrator: ChemStation 6890 Scale Mode: Large solvent peaks clipped

Volume Inj. :  
 Signal Phase :  
 Signal Info :

Compound	R.T.	Response	Conc	Units
-----				
System Monitoring Compounds				
4) S n-Eicosane	8.820	38865773	15.469	ug/mL
8) S1 Squalene	11.560	46055100	20.874	ug/mL
Target Compounds				
1) H DRO C10-C20	0.000	0	N.D.	ug/mL
2) H DRO C10-C25	0.000	0	N.D.	ug/mL
3) H DRO C10-C28	0.000	0	N.D.	ug/mL
5) H1 ORO C20-C34	0.000	0	N.D.	ug/mL
6) H1 ORO C25-C36	0.000	0	N.D.	ug/mL
7) H1 DRO C10-C36	0.000	0	N.D.	ug/mL
-----				

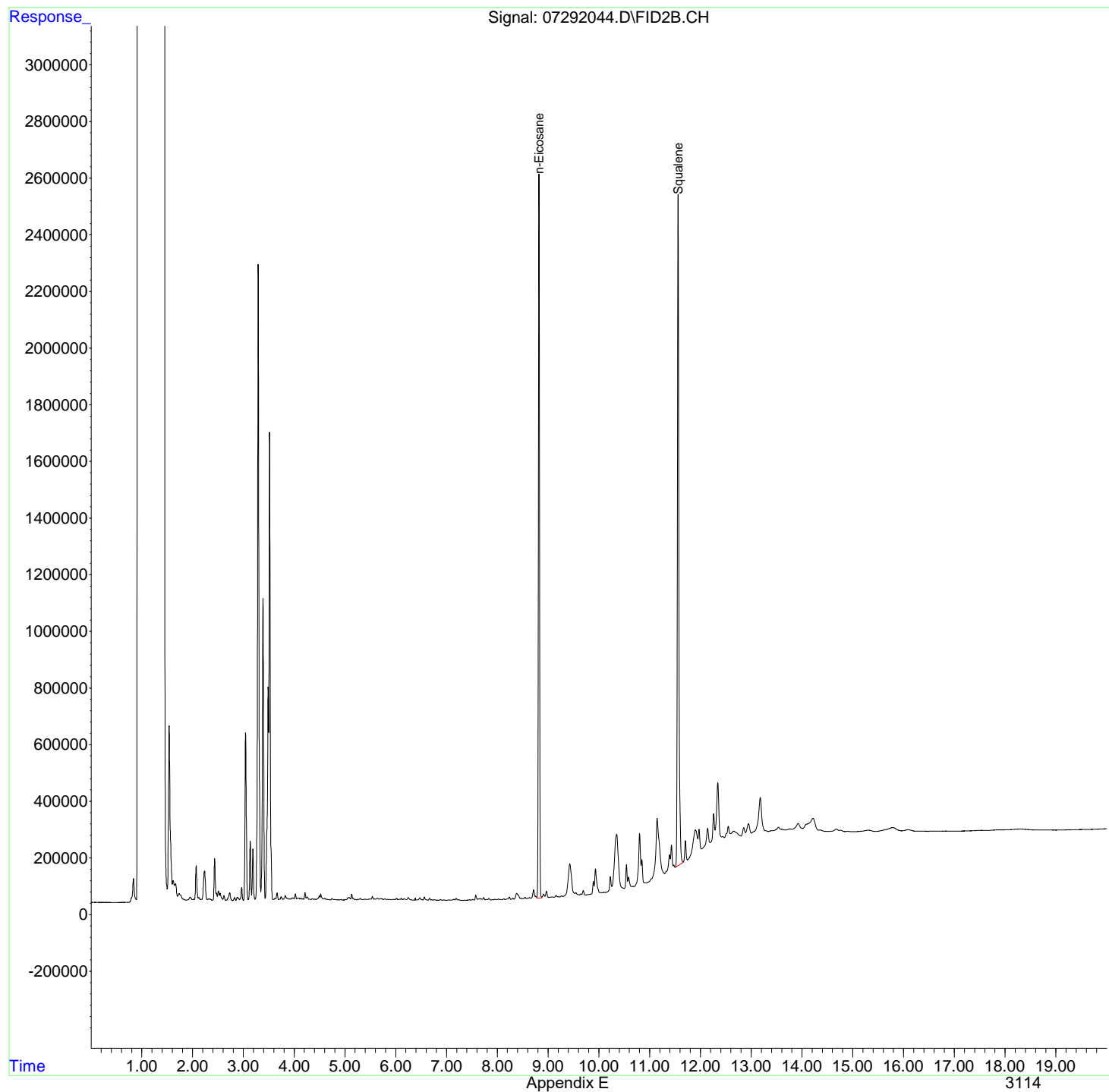
(f)=RT Delta > 1/2 Window

(m)=manual int.

Data Path : R:\2\DATA\072920\  
Data File : 07292044.D  
Signal(s) : FID2B.CH  
Acq On : 30 Jul 2020 3:54 pm  
Operator : GCSVOC-Annie  
Sample : 2006262-011A  
Misc :  
ALS Vial : 41 Sample Multiplier: 1

Integration File: EVENTS.E  
Quant Time: Jul 31 10:00:12 2020  
Quant Method : Z:\HPCHEM\2\METHODS\072920DRO-ORO.M  
Quant Title : DRO-ORO 09-09-15 DRO/ORO  
QLast Update : Thu Jul 30 12:07:08 2020  
Response via : Initial Calibration  
Integrator: ChemStation 6890 Scale Mode: Large solvent peaks clipped

Volume Inj. :  
Signal Phase :  
Signal Info :



Data Path : R:\2\DATA\072920\  
 Data File : 07292045.D  
 Signal(s) : FID2B.CH  
 Acq On : 30 Jul 2020 4:22 pm  
 Operator : GCSVOC-Annie  
 Sample : CCB-072920-1  
 Misc :  
 ALS Vial : 2 Sample Multiplier: 1

Integration File: EVENTS.E  
 Quant Time: Jul 31 00:29:30 2020  
 Quant Method : Z:\HPCHEM\2\METHODS\072920DRO-ORO.M  
 Quant Title : DRO-ORO 09-09-15 DRO/ORO  
 QLast Update : Thu Jul 30 12:07:08 2020  
 Response via : Initial Calibration  
 Integrator: ChemStation 6890 Scale Mode: Large solvent peaks clipped

Volume Inj. :  
 Signal Phase :  
 Signal Info :

Compound	R.T.	Response	Conc	Units
-----				
System Monitoring Compounds				
4) S n-Eicosane	8.818	35546551	14.062	ug/mLm
8) S1 Squalene	11.558	30491229	13.820	ug/mLm
Target Compounds				
1) H DRO C10-C20	0.000	0	N.D.	ug/mL
2) H DRO C10-C25	0.000	0	N.D.	ug/mL
3) H DRO C10-C28	0.000	0	N.D.	ug/mL
5) H1 ORO C20-C34	0.000	0	N.D.	ug/mL
6) H1 ORO C25-C36	0.000	0	N.D.	ug/mL
7) H1 DRO C10-C36	0.000	0	N.D.	ug/mL
-----				

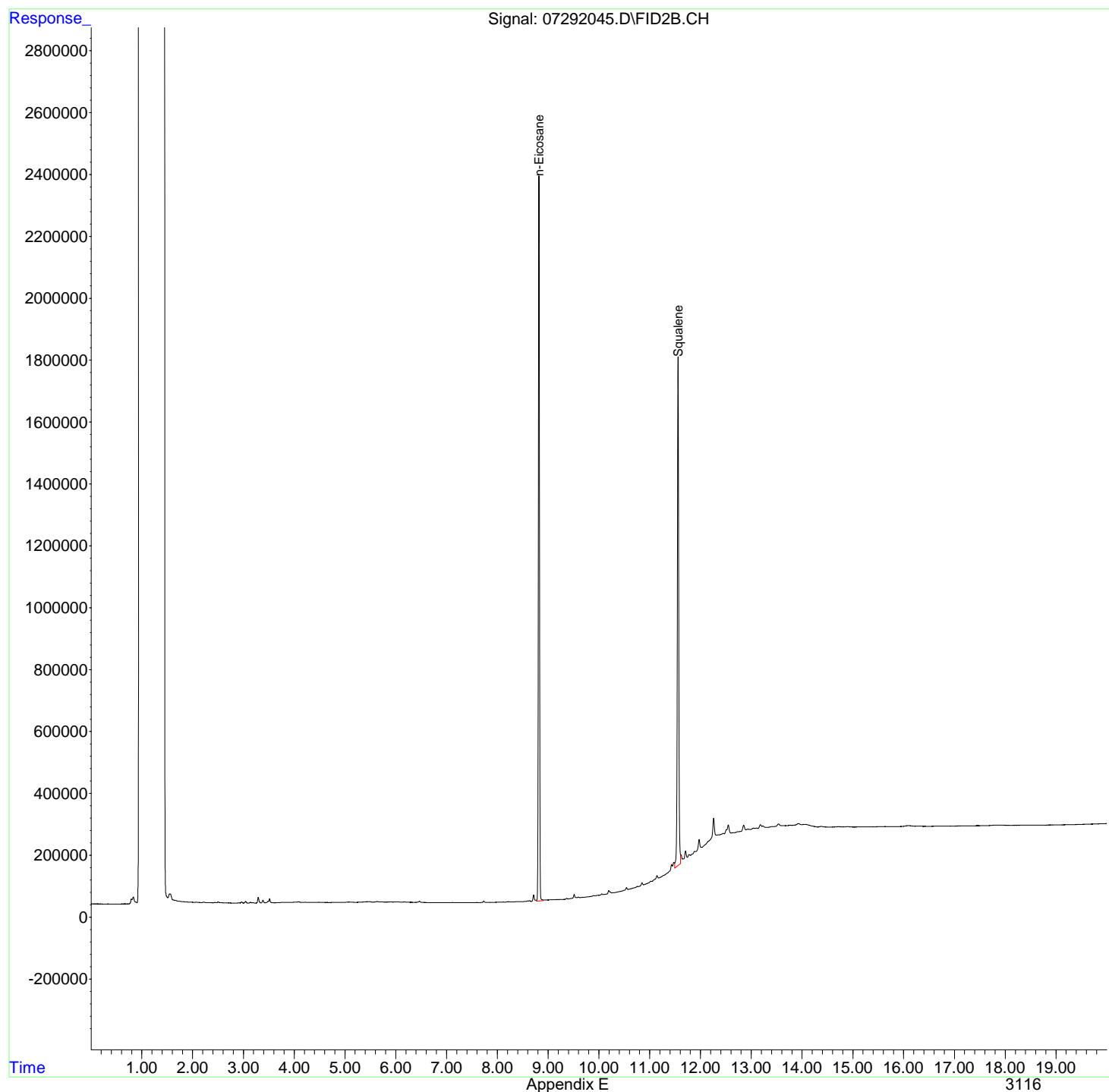
(f)=RT Delta > 1/2 Window

(m)=manual int.

Data Path : R:\2\DATA\072920\  
Data File : 07292045.D  
Signal(s) : FID2B.CH  
Acq On : 30 Jul 2020 4:22 pm  
Operator : GCSVOC-Annie  
Sample : CCB-072920-1  
Misc :  
ALS Vial : 2 Sample Multiplier: 1

Integration File: EVENTS.E  
Quant Time: Jul 31 00:29:30 2020  
Quant Method : Z:\HPCHEM\2\METHODS\072920DRO-ORO.M  
Quant Title : DRO-ORO 09-09-15 DRO/ORO  
QLast Update : Thu Jul 30 12:07:08 2020  
Response via : Initial Calibration  
Integrator: ChemStation 6890 Scale Mode: Large solvent peaks clipped

Volume Inj. :  
Signal Phase :  
Signal Info :





Data Path : R:\2\DATA\072920\  
 Data File : 07292046.D  
 Signal(s) : FID2B.CH  
 Acq On : 30 Jul 2020 4:49 pm  
 Operator : GCSVOC-Annie  
 Sample : CCV-DRO-072920-1  
 Misc :  
 ALS Vial : 6 Sample Multiplier: 1

Integration File: EVENTS.E  
 Quant Time: Jul 31 10:03:22 2020  
 Quant Method : Z:\HPCHEM\2\METHODS\072920DRO-ORO.M  
 Quant Title : DRO-ORO 09-09-15 DRO/ORO  
 QLast Update : Fri Jul 31 08:54:20 2020  
 Response via : Initial Calibration  
 Integrator: ChemStation 6890 Scale Mode: Large solvent peaks clipped

Volume Inj. :  
 Signal Phase :  
 Signal Info :

Min. RRF : 0.000 Min. Rel. Area : 50% Max. R.T. Dev 0.50min  
 Max. RRF Dev : 15% Max. Rel. Area : 150%

	Compound	Amount	Calc.	%Dev	Area%	Dev (Min)
1 H	DRO C10-C20	1000.000	997.002	0.3	0	0.00
2 H	DRO C10-C25	1000.000	978.656	2.1	0	0.00
3 H	DRO C10-C28	1000.000	966.901	3.3	0	0.00
5 H1	ORO C20-C34	1000.000	-161.105	116.1#	0	-9.23#
6 H1	ORO C25-C36	1000.000	-208.900	120.9#	0	-10.70#
7 H1	DRO C10-C36	1000.000	1028.262	-2.8	0	0.00
8 S1	Squalene	20.000	20.281	-1.4	0	0.00

Evaluate Continuing Calibration Report - Not Found

4 S	n-Eicosane	10.000	0.000	100.0#	0	-8.83#
-----	------------	--------	-------	--------	---	--------

(#) = Out of Range

SPCC's out = 0 CCC's out = 0

Data Path : R:\2\DATA\072920\  
 Data File : 07292046.D  
 Signal(s) : FID2B.CH  
 Acq On : 30 Jul 2020 4:49 pm  
 Operator : GCSVOC-Annie  
 Sample : CCV-DRO-072920-1  
 Misc :  
 ALS Vial : 6 Sample Multiplier: 1

Integration File: EVENTS.E  
 Quant Time: Jul 31 10:03:22 2020  
 Quant Method : Z:\HPCHEM\2\METHODS\072920DRO-ORO.M  
 Quant Title : DRO-ORO 09-09-15 DRO/ORO  
 QLast Update : Fri Jul 31 08:54:20 2020  
 Response via : Initial Calibration  
 Integrator: ChemStation 6890 Scale Mode: Large solvent peaks clipped

Volume Inj. :  
 Signal Phase :  
 Signal Info :

Compound	R.T.	Response	Conc	Units
-----				
System Monitoring Compounds				
4) S n-Eicosane	0.000	0	N.D.	ug/mL
8) S1 Squalene	11.560	41179793	20.281	ug/mLm
Target Compounds				
1) H DRO C10-C20	5.050	1987919663	997.002	ug/mLm
2) H DRO C10-C25	5.150	2214927519	978.656	ug/mLm
3) H DRO C10-C28	6.850	2192849224	966.901	ug/mLm
5) H1 ORO C20-C34	0.000	0	N.D.	ug/mL
6) H1 ORO C25-C36	0.000	0	N.D.	ug/mL
7) H1 DRO C10-C36	8.400	2571202011	1028.262	ug/mLm
-----				

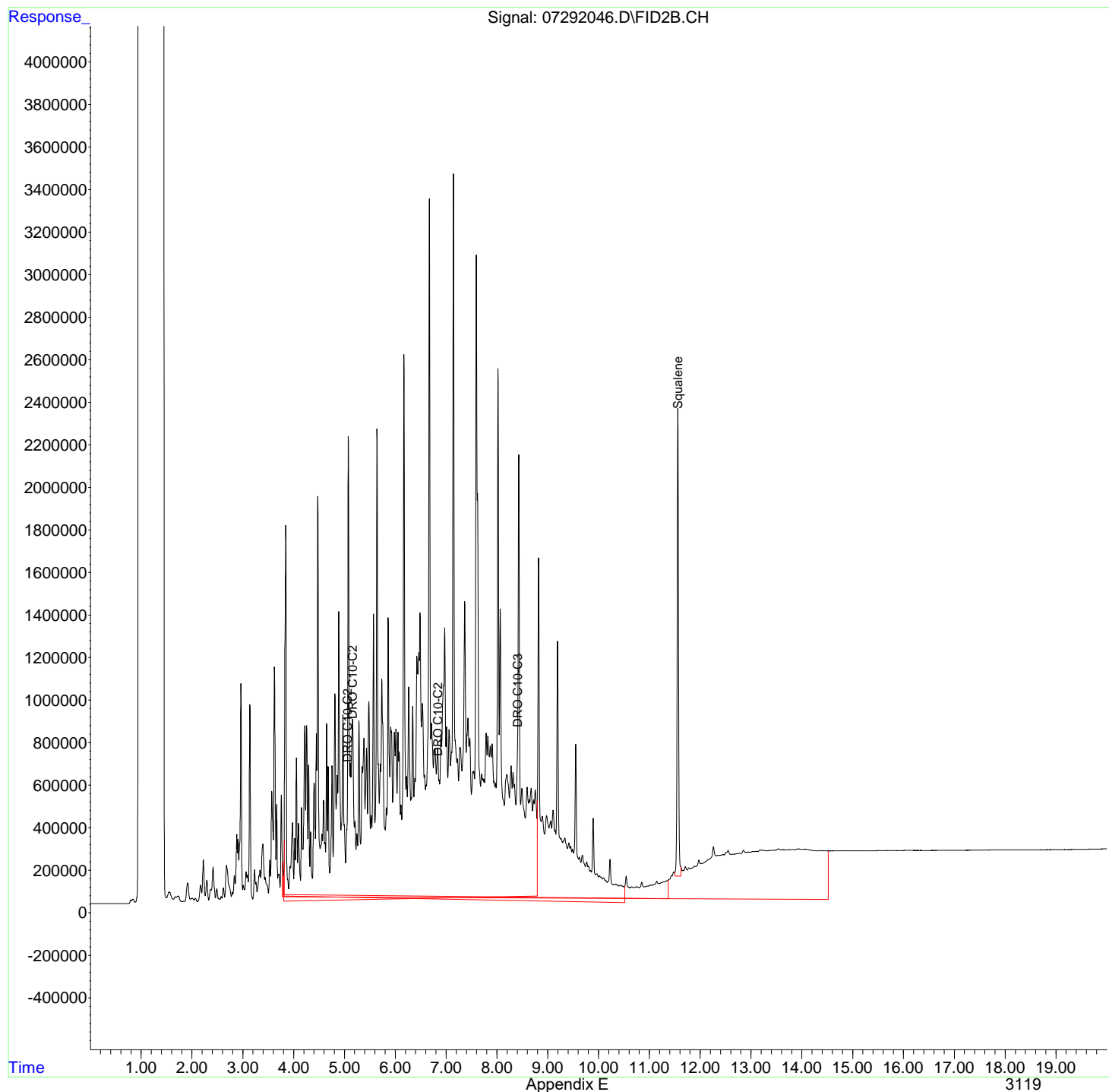
(f)=RT Delta > 1/2 Window

(m)=manual int.

Data Path : R:\2\DATA\072920\  
Data File : 07292046.D  
Signal(s) : FID2B.CH  
Acq On : 30 Jul 2020 4:49 pm  
Operator : GCSVOC-Annie  
Sample : CCV-DRO-072920-1  
Misc :  
ALS Vial : 6 Sample Multiplier: 1

Integration File: EVENTS.E  
Quant Time: Jul 31 10:03:22 2020  
Quant Method : Z:\HPCHEM\2\METHODS\072920DRO-ORO.M  
Quant Title : DRO-ORO 09-09-15 DRO/ORO  
QLast Update : Fri Jul 31 08:54:20 2020  
Response via : Initial Calibration  
Integrator: ChemStation 6890 Scale Mode: Large solvent peaks clipped

Volume Inj. :  
Signal Phase :  
Signal Info :



Data Path : R:\2\DATA\072920\  
 Data File : 07292047.D  
 Signal(s) : FID2B.CH  
 Acq On : 30 Jul 2020 5:16 pm  
 Operator : GCSVOC-Annie  
 Sample : CCV-ORO-072920-1  
 Misc :  
 ALS Vial : 12 Sample Multiplier: 1

Integration File: EVENTS.E  
 Quant Time: Jul 31 10:04:04 2020  
 Quant Method : Z:\HPCHEM\2\METHODS\072920DRO-ORO.M  
 Quant Title : DRO-ORO 09-09-15 DRO/ORO  
 QLast Update : Thu Jul 30 12:07:08 2020  
 Response via : Initial Calibration  
 Integrator: ChemStation 6890 Scale Mode: Large solvent peaks clipped

Volume Inj. :  
 Signal Phase :  
 Signal Info :

Min. RRF : 0.000 Min. Rel. Area : 50% Max. R.T. Dev 0.50min  
 Max. RRF Dev : 15% Max. Rel. Area : 150%

	Compound	Amount	Calc.	%Dev	Area%	Dev (Min)
4 S	n-Eicosane	10.000	9.264	7.4	0	0.00
5 H1	ORO C20-C34	1000.000	924.066	7.6	0	0.00
6 H1	ORO C25-C36	1000.000	833.738	16.6#	0	0.00
7 H1	DRO C10-C36	1000.000	-144.251	114.4#	0	-8.40#

Evaluate Continuing Calibration Report - Not Finds

1 H	DRO C10-C20	1000.000	0.000	100.0#	0	-5.05#
2 H	DRO C10-C25	1000.000	0.000	100.0#	0	-5.15#
3 H	DRO C10-C28	1000.000	0.000	100.0#	0	-6.85#
8 S1	Squalene	20.000	0.000	100.0#	0	-11.56#

(#) = Out of Range

SPCC's out = 0 CCC's out = 0

Data Path : R:\2\DATA\072920\  
 Data File : 07292047.D  
 Signal(s) : FID2B.CH  
 Acq On : 30 Jul 2020 5:16 pm  
 Operator : GCSVOC-Annie  
 Sample : CCV-ORO-072920-1  
 Misc :  
 ALS Vial : 12 Sample Multiplier: 1

Integration File: EVENTS.E  
 Quant Time: Jul 31 10:04:04 2020  
 Quant Method : Z:\HPCHEM\2\METHODS\072920DRO-ORO.M  
 Quant Title : DRO-ORO 09-09-15 DRO/ORO  
 QLast Update : Thu Jul 30 12:07:08 2020  
 Response via : Initial Calibration  
 Integrator: ChemStation 6890 Scale Mode: Large solvent peaks clipped

Volume Inj. :  
 Signal Phase :  
 Signal Info :

Compound	R.T.	Response	Conc Units
-----			
System Monitoring Compounds			
4) S n-Eicosane	8.821	24225894	9.264 ug/mL
8) S1 Squalene	0.000	0	N.D. ug/mL
Target Compounds			
1) H DRO C10-C20	0.000	0	N.D. ug/mL
2) H DRO C10-C25	0.000	0	N.D. ug/mL
3) H DRO C10-C28	0.000	0	N.D. ug/mL
5) H1 ORO C20-C34	9.230	1404895326	924.066 ug/mLm
6) H1 ORO C25-C36	10.700	1547349126	833.738 ug/mLm
7) H1 DRO C10-C36	0.000	0	N.D. ug/mL
-----			

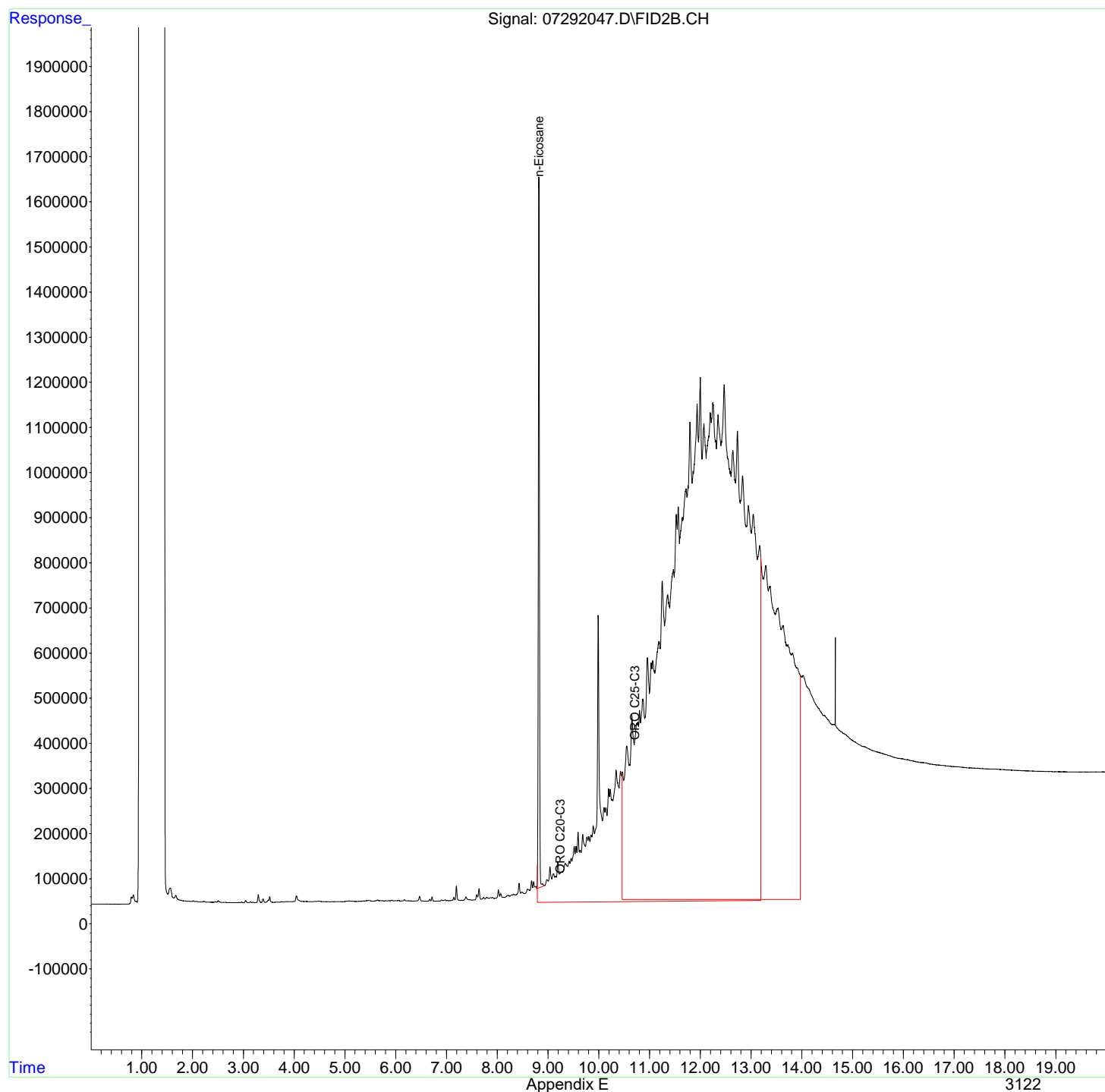
(f)=RT Delta > 1/2 Window

(m)=manual int.

Data Path : R:\2\DATA\072920\  
Data File : 07292047.D  
Signal(s) : FID2B.CH  
Acq On : 30 Jul 2020 5:16 pm  
Operator : GCSVOC-Annie  
Sample : CCV-ORO-072920-1  
Misc :  
ALS Vial : 12 Sample Multiplier: 1

Integration File: EVENTS.E  
Quant Time: Jul 31 10:04:04 2020  
Quant Method : Z:\HPCHEM\2\METHODS\072920DRO-ORO.M  
Quant Title : DRO-ORO 09-09-15 DRO/ORO  
QLast Update : Thu Jul 30 12:07:08 2020  
Response via : Initial Calibration  
Integrator: ChemStation 6890 Scale Mode: Large solvent peaks clipped

Volume Inj. :  
Signal Phase :  
Signal Info :



# PREP REPORT - BATCH ID 51998

Prep Start Date: 7/6/2020 4:27 PM

Prep End Date: 7/9/2020 1:16 PM

Initial Temp: °C

Prep Code: SW\_3550-DRO

Final Temp: °C

Technician: Prerana A Gandhi

Prep Factor Units: mL / Kg

Sample ID	Client Sample ID	Matrix	pH1	pH2	Samp Amt	Sol Added	Sol Recov	Fin Vol	factor	Prep Start	Prep End
MB-51998		Solid			0.03006	0	0	1	33.267	7/6/2020	7/9/2020
LCS-51998-DRO		Solid			0.03005	0	0	1	33.278	7/6/2020	7/9/2020
LCSD-51998-DRO		Solid			0.03003	0	0	1	33.300	7/6/2020	7/9/2020
2006481-007A	TAFBS-S-44	Soil			0.03007	0	0	5	166.279	7/6/2020	7/9/2020
2006481-008A	TAFBS-S-43	Soil			0.03009	0	0	1	33.234	7/6/2020	7/9/2020
2006481-009A	TAFBS-S-42	Soil			0.03006	0	0	1	33.267	7/6/2020	7/9/2020
2006481-010A	TAFBS-S-41	Soil			0.03008	0	0	1	33.245	7/6/2020	7/9/2020
2006481-011A	TAFBS-S-40	Soil			0.03008	0	0	1	33.245	7/6/2020	7/9/2020
2006481-012A	TAFBS-S-39	Soil			0.03003	0	0	1	33.300	7/6/2020	7/9/2020
2006481-013A	TAFBS-S-38	Soil			0.03005	0	0	1	33.278	7/6/2020	7/9/2020
2006481-014A	TAFBS-S-37	Soil			0.03008	0	0	1	33.245	7/6/2020	7/9/2020
2006481-015A	TAFBS-S-36	Soil			0.03005	0	0	1	33.278	7/6/2020	7/9/2020
2006481-016A	TAFBS-S-35	Soil			0.03002	0	0	1	33.311	7/6/2020	7/9/2020
2006481-017A	TAFBS-S-34	Soil			0.03003	0	0	1	33.300	7/6/2020	7/9/2020
2006481-018A	TAFBS-S-33	Soil			0.03008	0	0	1	33.245	7/6/2020	7/9/2020
2006481-019A	TAFBS-S-32	Soil			0.03008	0	0	1	33.245	7/6/2020	7/9/2020
2006481-020A	TAFBS-S-31	Soil			0.03003	0	0	1	33.300	7/6/2020	7/9/2020
2006481-021A	TAFBS-S-30	Soil			0.03003	0	0	1	33.300	7/6/2020	7/9/2020
2006481-022A	TAFBS-S-29	Soil			0.03003	0	0	1	33.300	7/6/2020	7/9/2020
2006481-023A	TAFBS-S-28	Soil			0.03002	0	0	1	33.311	7/6/2020	7/9/2020
2006481-024A	TAFBS-S-27	Soil			0.03006	0	0	1	33.267	7/6/2020	7/9/2020
2006481-025A	TAFBS-S-26	Soil			0.01005	0	0	1	99.502	7/6/2020	7/9/2020
2006481-025AMS		Soil			0.01008	0	0	1	99.206	7/6/2020	7/9/2020
2006481-025AMSD		Soil			0.01006	0	0	1	99.404	7/6/2020	7/9/2020
2006518-001A	TAFBS-S-72	Soil			0.03003	0	0	1	33.300	7/6/2020	7/9/2020

Type	Chemical / Reagent ID	Chemical / Reagent Name	Container#	Container ID	Amount Added	Amount Unit
Reagent	5750	Ottawa Sand	6140	Cont-02 of 04	0	mL
Chemical	2220	Sodium Sulfate	8419	Cont-01 of 01	0	mL
Chemical	2287	Dichloromethane	8599	Cont-02 of 04	0	mL

Spk ID	Spk Name	Samp Type	Container#	Container ID	Amount Added	Amount Unit
FID062420C	DRO-ORO Spike 100uL	LCS/LCSD	27427	Cont-01 of 01	0.1	mL
FID070620c	DRO surrogate 100uL	SAMP	27411	Cont-01 of 02	0.1	mL
FID070820A	DRO-ORO Spike 100uL	MS/MSD	27420	Cont-01 of 01	0.1	mL

# PREP REPORT - BATCH ID 52012

Prep Start Date: 7/7/2020 4:34 PM

Prep End Date: 7/10/2020 2:40 PM

Initial Temp: °C

Prep Code: SW\_3550-DRO

Final Temp: °C

Technician: Prerana A Gandhi

Prep Factor Units: mL / Kg

Sample ID	Client Sample ID	Matrix	pH1	pH2	Samp Amt	Sol Added	Sol Recov	Fin Vol	factor	Prep Start	Prep End
MB-52012		Solid			0.03007	0	0	1	33.256	7/7/2020	7/10/2020
LCS-52012		Solid			0.03004	0	0	1	33.289	7/7/2020	7/10/2020
LCSD-52012		Solid			0.03006	0	0	1	33.267	7/7/2020	7/10/2020
2006518-002A	TAFBS-S-83	Soil			0.03009	0	0	1	33.234	7/7/2020	7/10/2020
2006518-003A	TAFBS-S-84	Soil			0.03003	0	0	1	33.300	7/7/2020	7/10/2020
2006518-004A	TAFBS-S-85	Soil			0.03005	0	0	1	33.278	7/7/2020	7/10/2020
2006518-005A	TAFBS-S-82	Soil			0.03003	0	0	1	33.300	7/7/2020	7/10/2020
2006518-006A	TAFBS-S-86	Soil			0.03002	0	0	1	33.311	7/7/2020	7/10/2020
2006518-007A	TAFBS-S-87	Soil			0.03003	0	0	1	33.300	7/7/2020	7/10/2020
2006518-008A	TAFBS-S-88	Soil			0.03001	0	0	1	33.322	7/7/2020	7/10/2020
2006518-009A	TAFBS-S-89	Soil			0.03002	0	0	1	33.311	7/7/2020	7/10/2020
2006518-010A	TAFBS-S-90	Soil			0.03005	0	0	1	33.278	7/7/2020	7/10/2020
2006518-011A	TAFBS-S-73	Soil			0.03001	0	0	5	166.611	7/7/2020	7/10/2020
2006518-012A	TAFBS-S-18	Soil			0.03008	0	0	1	33.245	7/7/2020	7/10/2020
2006518-013A	TAFBS-S-17	Soil			0.03002	0	0	1	33.311	7/7/2020	7/10/2020
2006518-014A	TAFBS-S-16	Soil			0.03003	0	0	1	33.300	7/7/2020	7/10/2020
2006518-015A	TAFBS-S-15	Soil			0.01004	0	0	1	99.602	7/7/2020	7/10/2020
2006518-015AMS		Soil			0.01005	0	0	1	99.502	7/7/2020	7/10/2020
2006518-015AMSD		Soil			0.01005	0	0	1	99.502	7/7/2020	7/10/2020
2006518-016A	TAFBS-S-14	Soil			0.03008	0	0	1	33.245	7/7/2020	7/10/2020
2006518-017A	TAFBS-S-13	Soil			0.03002	0	0	1	33.311	7/7/2020	7/10/2020
2006518-018A	TAFBS-S-12	Soil			0.03005	0	0	1	33.278	7/7/2020	7/10/2020
2006518-019A	TAFBS-S-11	Soil			0.03006	0	0	1	33.267	7/7/2020	7/10/2020
2006518-020A	TAFBS-S-10	Soil			0.03008	0	0	1	33.245	7/7/2020	7/10/2020
2006518-021A	TAFBS-S-9	Soil			0.03003	0	0	1	33.300	7/7/2020	7/10/2020

Type	Chemical / Reagent ID	Chemical / Reagent Name	Container#	Container ID	Amount Added	Amount Unit
Reagent	5750	Ottawa Sand	6140	Cont-02 of 04	0	mL
Chemical	2220	Sodium Sulfate	8419	Cont-01 of 01	0	mL
Chemical	2287	Dichloromethane	8599	Cont-02 of 04	0	mL

Spk ID	Spk Name	Samp Type	Container#	Container ID	Amount Added	Amount Unit
FID070620c	DRO surrogate 100uL	SAMP	27411	Cont-01 of 02	0.1	mL
FID070820A	DRO-ORO Spike 100uL	LCS/LCSD	27420	Cont-01 of 01	0.1	mL
FID070820A	DRO-ORO Spike 100uL	MS/MSD	27420	Cont-01 of 01	0.1	mL



# PREP REPORT - BATCH ID 52015

Prep Start Date: 7/8/2020 10:17 AM

Prep End Date: 7/10/2020 2:43 PM

Initial Temp: °C

Prep Code: SW\_3550-DRO

Final Temp: °C

Technician: Prerana A Gandhi

Prep Factor Units: mL / Kg

Sample ID	Client Sample ID	Matrix	pH1	pH2	Samp Amt	Sol Added	Sol Recov	Fin Vol	factor	Prep Start	Prep End
MB-52015		Solid			0.03004	0	0	1	33.289	7/8/2020	7/10/2020
LCS-52015		Solid			0.03007	0	0	1	33.256	7/8/2020	7/10/2020
LCSD-52015		Solid			0.03005	0	0	1	33.278	7/8/2020	7/10/2020
2006518-022A	TAFBS-S-8	Soil			0.03005	0	0	1	33.278	7/8/2020	7/10/2020
2006518-023A	TAFBS-S-7	Soil			0.03008	0	0	1	33.245	7/8/2020	7/10/2020
2006518-024A	TAFBS-S-74	Soil			0.03004	0	0	1	33.289	7/8/2020	7/10/2020
2006518-025A	TAFBS-S-75	Soil			0.03005	0	0	1	33.278	7/8/2020	7/10/2020
2006518-026A	TAFBS-S-76	Soil			0.03002	0	0	1	33.311	7/8/2020	7/10/2020
2006583-001A	TAFBS-S-77	Soil			0.03007	0	0	1	33.256	7/8/2020	7/10/2020
2006583-002A	TRNWX-S-700	Soil			0.03005	0	0	1	33.278	7/8/2020	7/10/2020
2006583-003A	TAFBS-S-78	Soil			0.03005	0	0	1	33.278	7/8/2020	7/10/2020
2006583-004A	TRNWX-S-800	Soil			0.03001	0	0	1	33.322	7/8/2020	7/10/2020
2006583-005A	TAFBS-S-79	Soil			0.03002	0	0	1	33.311	7/8/2020	7/10/2020
2006583-006A	TRNWX-S-900	Soil			0.01004	0	0	1	99.602	7/8/2020	7/10/2020
2006583-007A	TAFBS-S-80	Soil			0.03008	0	0	1	33.245	7/8/2020	7/10/2020
2006583-008A	TRNWX-S-200	Soil			0.03004	0	0	1	33.289	7/8/2020	7/10/2020
2006583-009A	TAFBS-S-81	Soil			0.03006	0	0	1	33.267	7/8/2020	7/10/2020
2006583-010A	TRNWX-S-100	Soil			0.03002	0	0	1	33.311	7/8/2020	7/10/2020
2006454-002A	TAFBS-S-67	Soil			0.01501	0	0	1	66.622	7/8/2020	7/10/2020
2006454-008A	TAFBS-S-2	Soil			0.01506	0	0	1	66.401	7/8/2020	7/10/2020
2006454-009A	TAFBS-S-3	Soil			0.01506	0	0	1	66.401	7/8/2020	7/10/2020
2006454-012A	TAFBS-S-6	Soil			0.01506	0	0	1	66.401	7/8/2020	7/10/2020
2006454-018A	TAFBS-S-60	Soil			0.01505	0	0	1	66.445	7/8/2020	7/10/2020
2006583-006AMS		Soil			0.01009	0	0	1	99.108	7/8/2020	7/10/2020
2006583-006AMSD		Soil			0.01007	0	0	1	99.305	7/8/2020	7/10/2020

Type	Chemical / Reagent ID	Chemical / Reagent Name	Container#	Container ID	Amount Added	Amount Unit
Reagent	5750	Ottawa Sand	6140	Cont-02 of 04	0	mL
Chemical	2220	Sodium Sulfate	8419	Cont-01 of 01	0	mL
Chemical	2260	Dichloromethane	8526	Cont-03 of 03	0	mL

Spk ID	Spk Name	Samp Type	Container#	Container ID	Amount Added	Amount Unit
FID070620c	DRO surrogate 100uL	SAMP	27411	Cont-01 of 02	0.1	mL
FID070820A	DRO-ORO Spike 100uL	LCS/LCSD	27420	Cont-01 of 01	0.1	mL
FID070820A	DRO-ORO Spike 100uL	MS/MSD	27420	Cont-01 of 01	0.1	mL

## FORM I

CLIENT SAMP ID

## INORGANIC ANALYSIS DATA SHEET

TAFBS-S-72CS

Lab Name: RTI Laboratories, Inc.

Contract:

Lab Code: GLEN01ClientID: USA17Workorder No.: 2006518Matrix: SoilLab Sample ID: 2006518-001A% Solids: 90.7466Date Received: 6/25/2020 10:00 AMConcentration Units: µg/Kg-dryDate Analyzed: 7/16/2020 7:07 PMTotal/Dissolved: (Total)Date Collected: 6/24/2020 7:25 AMInstrument ID: ICPMS4Batch ID: 52066

CAS No.	Analyte	Concentration	C	Q	DL	LOD	LOQ	M
7439-92-1	Lead	6500			55	89	180	MS

## FORM I

CLIENT SAMP ID

## INORGANIC ANALYSIS DATA SHEET

TAFBS-S-83CS

Lab Name: RTI Laboratories, Inc.

Contract:

Lab Code: GLEN01ClientID: USA17Workorder No.: 2006518Matrix: SoilLab Sample ID: 2006518-002A% Solids: 91.8266Date Received: 6/25/2020 10:00 AMConcentration Units: µg/Kg-dryDate Analyzed: 7/22/2020 1:44 PMTotal/Dissolved: (Total)Date Collected: 6/24/2020 7:52 AMInstrument ID: ICPMS4Batch ID: 52072

CAS No.	Analyte	Concentration	C	Q	DL	LOD	LOQ	M
7439-92-1	Lead	6400			57	92	180	MS

## FORM I

CLIENT SAMP ID

## INORGANIC ANALYSIS DATA SHEET

TAFBS-S-84CS

Lab Name: RTI Laboratories, Inc.

Contract:

Lab Code: GLEN01ClientID: USA17Workorder No.: 2006518Matrix: SoilLab Sample ID: 2006518-003A% Solids: 93.9519Date Received: 6/25/2020 10:00 AMConcentration Units: µg/Kg-dryDate Analyzed: 7/22/2020 1:45 PMTotal/Dissolved: (Total)Date Collected: 6/24/2020 8:19 AMInstrument ID: ICPMS4Batch ID: 52072

CAS No.	Analyte	Concentration	C	Q	DL	LOD	LOQ	M
7439-92-1	Lead	10000			64	100	210	MS

## FORM I

CLIENT SAMP ID

## INORGANIC ANALYSIS DATA SHEET

TAFBS-S-85CS

Lab Name: RTI Laboratories, Inc.

Contract:

Lab Code: GLEN01ClientID: USA17Workorder No.: 2006518Matrix: SoilLab Sample ID: 2006518-004A% Solids: 94.216Date Received: 6/25/2020 10:00 AMConcentration Units: µg/Kg-dryDate Analyzed: 7/22/2020 1:37 PMTotal/Dissolved: (Total)Date Collected: 6/24/2020 8:34 AMInstrument ID: ICPMS4Batch ID: 52072

CAS No.	Analyte	Concentration	C	Q	DL	LOD	LOQ	M
7439-92-1	Lead	21000	X		61	98	200	MS

## FORM I

CLIENT SAMP ID

## INORGANIC ANALYSIS DATA SHEET

TAFBS-S-82CS

Lab Name: RTI Laboratories, Inc.

Contract:

Lab Code: GLEN01ClientID: USA17Workorder No.: 2006518Matrix: SoilLab Sample ID: 2006518-005A% Solids: 96.0882Date Received: 6/25/2020 10:00 AMConcentration Units: µg/Kg-dryDate Analyzed: 7/22/2020 1:46 PMTotal/Dissolved: (Total)Date Collected: 6/24/2020 8:59 AMInstrument ID: ICPMS4Batch ID: 52072

CAS No.	Analyte	Concentration	C	Q	DL	LOD	LOQ	M
7439-92-1	Lead	5800			62	100	200	MS

## FORM I

CLIENT SAMP ID

## INORGANIC ANALYSIS DATA SHEET

TAFBS-S-86CS

Lab Name: RTI Laboratories, Inc.

Contract:

Lab Code: GLEN01ClientID: USA17Workorder No.: 2006518Matrix: SoilLab Sample ID: 2006518-006A% Solids: 95.4023Date Received: 6/25/2020 10:00 AMConcentration Units: µg/Kg-dryDate Analyzed: 7/22/2020 1:47 PMTotal/Dissolved: (Total)Date Collected: 6/24/2020 9:11 AMInstrument ID: ICPMS4Batch ID: 52072

CAS No.	Analyte	Concentration	C	Q	DL	LOD	LOQ	M
7439-92-1	Lead	12000			60	97	190	MS

## FORM I

CLIENT SAMP ID

## INORGANIC ANALYSIS DATA SHEET

TAFBS-S-87CS

Lab Name: RTI Laboratories, Inc.

Contract:

Lab Code: GLEN01ClientID: USA17Workorder No.: 2006518Matrix: SoilLab Sample ID: 2006518-007A% Solids: 93.3936Date Received: 6/25/2020 10:00 AMConcentration Units: µg/Kg-dryDate Analyzed: 7/22/2020 1:48 PMTotal/Dissolved: (Total)Date Collected: 6/24/2020 9:29 AMInstrument ID: ICPMS4Batch ID: 52072

CAS No.	Analyte	Concentration	C	Q	DL	LOD	LOQ	M
7439-92-1	Lead	4600			62	100	200	MS



## FORM I

CLIENT SAMP ID

## INORGANIC ANALYSIS DATA SHEET

TAFBS-S-88CS

Lab Name: RTI Laboratories, Inc.

Contract:

Lab Code: GLEN01ClientID: USA17Workorder No.: 2006518Matrix: SoilLab Sample ID: 2006518-008A% Solids: 95.2128Date Received: 6/25/2020 10:00 AMConcentration Units: µg/Kg-dryDate Analyzed: 7/22/2020 1:49 PMTotal/Dissolved: (Total)Date Collected: 6/24/2020 9:41 AMInstrument ID: ICPMS4Batch ID: 52072

CAS No.	Analyte	Concentration	C	Q	DL	LOD	LOQ	M
7439-92-1	Lead	4400			60	97	190	MS

## FORM I

CLIENT SAMP ID

## INORGANIC ANALYSIS DATA SHEET

TAFBS-S-89CS

Lab Name: RTI Laboratories, Inc.

Contract:

Lab Code: GLEN01ClientID: USA17Workorder No.: 2006518Matrix: SoilLab Sample ID: 2006518-009A% Solids: 93.516Date Received: 6/25/2020 10:00 AMConcentration Units: µg/Kg-dryDate Analyzed: 7/22/2020 1:49 PMTotal/Dissolved: (Total)Date Collected: 6/24/2020 9:52 AMInstrument ID: ICPMS4Batch ID: 52072

CAS No.	Analyte	Concentration	C	Q	DL	LOD	LOQ	M
7439-92-1	Lead	9100			60	97	190	MS

## FORM I

CLIENT SAMP ID

## INORGANIC ANALYSIS DATA SHEET

TAFBS-S-90CS

Lab Name: RTI Laboratories, Inc.

Contract:

Lab Code: GLEN01ClientID: USA17Workorder No.: 2006518Matrix: SoilLab Sample ID: 2006518-010A% Solids: 93.7901Date Received: 6/25/2020 10:00 AMConcentration Units: µg/Kg-dryDate Analyzed: 7/22/2020 1:50 PMTotal/Dissolved: (Total)Date Collected: 6/24/2020 10:03 AMInstrument ID: ICPMS4Batch ID: 52072

CAS No.	Analyte	Concentration	C	Q	DL	LOD	LOQ	M
7439-92-1	Lead	12000			62	100	200	MS

## FORM I

CLIENT SAMP ID

## INORGANIC ANALYSIS DATA SHEET

TAFBS-S-73CS

Lab Name: RTI Laboratories, Inc.

Contract:

Lab Code: GLEN01 ClientID: USA17Workorder No.: 2006518Matrix: SoilLab Sample ID: 2006518-011A% Solids: 93.3045Date Received: 6/25/2020 10:00 AMConcentration Units: µg/Kg-dryDate Analyzed: 7/22/2020 1:51 PMTotal/Dissolved: (Total)Date Collected: 6/24/2020 10:27 AMInstrument ID: ICPMS4Batch ID: 52072

CAS No.	Analyte	Concentration	C	Q	DL	LOD	LOQ	M
7439-92-1	Lead	9800			59	96	190	MS

## FORM I

CLIENT SAMP ID

## INORGANIC ANALYSIS DATA SHEET

TAFBS-S-18CS

Lab Name: RTI Laboratories, Inc.

Contract:

Lab Code: GLEN01ClientID: USA17Workorder No.: 2006518Matrix: SoilLab Sample ID: 2006518-012A% Solids: 91.6426Date Received: 6/25/2020 10:00 AMConcentration Units: µg/Kg-dryDate Analyzed: 7/22/2020 1:58 PMTotal/Dissolved: (Total)Date Collected: 6/24/2020 11:12 AMInstrument ID: ICPMS4Batch ID: 52072

CAS No.	Analyte	Concentration	C	Q	DL	LOD	LOQ	M
7439-92-1	Lead	12000			66	110	210	MS

## FORM I

CLIENT SAMP ID

## INORGANIC ANALYSIS DATA SHEET

TAFBS-S-17CS

Lab Name: RTI Laboratories, Inc.

Contract:

Lab Code: GLEN01ClientID: USA17Workorder No.: 2006518Matrix: SoilLab Sample ID: 2006518-013A% Solids: 94.2756Date Received: 6/25/2020 10:00 AMConcentration Units: µg/Kg-dryDate Analyzed: 7/22/2020 1:59 PMTotal/Dissolved: (Total)Date Collected: 6/24/2020 11:44 AMInstrument ID: ICPMS4Batch ID: 52072

CAS No.	Analyte	Concentration	C	Q	DL	LOD	LOQ	M
7439-92-1	Lead	18000			58	95	190	MS

## FORM I

CLIENT SAMP ID

## INORGANIC ANALYSIS DATA SHEET

TAFBS-S-16CS

Lab Name: RTI Laboratories, Inc.

Contract:

Lab Code: GLEN01ClientID: USA17Workorder No.: 2006518Matrix: SoilLab Sample ID: 2006518-014A% Solids: 92.9887Date Received: 6/25/2020 10:00 AMConcentration Units: µg/Kg-dryDate Analyzed: 7/22/2020 2:00 PMTotal/Dissolved: (Total)Date Collected: 6/24/2020 11:53 AMInstrument ID: ICPMS4Batch ID: 52072

CAS No.	Analyte	Concentration	C	Q	DL	LOD	LOQ	M
7439-92-1	Lead	26000			64	100	210	MS

## FORM I

CLIENT SAMP ID

## INORGANIC ANALYSIS DATA SHEET

TAFBS-S-15CS

Lab Name: RTI Laboratories, Inc.

Contract:

Lab Code: GLEN01ClientID: USA17Workorder No.: 2006518Matrix: SoilLab Sample ID: 2006518-015A% Solids: 88.6563Date Received: 6/25/2020 10:00 AMConcentration Units: µg/Kg-dryDate Analyzed: 7/22/2020 2:01 PMTotal/Dissolved: (Total)Date Collected: 6/24/2020 12:00 PMInstrument ID: ICPMS4Batch ID: 52072

CAS No.	Analyte	Concentration	C	Q	DL	LOD	LOQ	M
7439-92-1	Lead	11000			63	100	210	MS



## FORM I

CLIENT SAMP ID

## INORGANIC ANALYSIS DATA SHEET

TAFBS-S-14CS

Lab Name: RTI Laboratories, Inc.

Contract:

Lab Code: GLEN01ClientID: USA17Workorder No.: 2006518Matrix: SoilLab Sample ID: 2006518-016A% Solids: 87.5088Date Received: 6/25/2020 10:00 AMConcentration Units: µg/Kg-dryDate Analyzed: 7/22/2020 2:01 PMTotal/Dissolved: (Total)Date Collected: 6/24/2020 12:09 PMInstrument ID: ICPMS4Batch ID: 52072

CAS No.	Analyte	Concentration	C	Q	DL	LOD	LOQ	M
7439-92-1	Lead	23000			62	100	200	MS

## FORM I

CLIENT SAMP ID

## INORGANIC ANALYSIS DATA SHEET

TAFBS-S-13CS

Lab Name: RTI Laboratories, Inc.

Contract:

Lab Code: GLEN01ClientID: USA17Workorder No.: 2006518Matrix: SoilLab Sample ID: 2006518-017A% Solids: 91.7789Date Received: 6/25/2020 10:00 AMConcentration Units: µg/Kg-dryDate Analyzed: 7/22/2020 2:02 PMTotal/Dissolved: (Total)Date Collected: 6/24/2020 12:18 PMInstrument ID: ICPMS4Batch ID: 52072

CAS No.	Analyte	Concentration	C	Q	DL	LOD	LOQ	M
7439-92-1	Lead	17000			65	100	210	MS

## FORM I

CLIENT SAMP ID

## INORGANIC ANALYSIS DATA SHEET

TAFBS-S-12CS

Lab Name: RTI Laboratories, Inc.

Contract:

Lab Code: GLEN01ClientID: USA17Workorder No.: 2006518Matrix: SoilLab Sample ID: 2006518-018A% Solids: 92.5209Date Received: 6/25/2020 10:00 AMConcentration Units: µg/Kg-dryDate Analyzed: 7/22/2020 2:23 PMTotal/Dissolved: (Total)Date Collected: 6/24/2020 12:26 PMInstrument ID: ICPMS4Batch ID: 52077

CAS No.	Analyte	Concentration	C	Q	DL	LOD	LOQ	M
7439-92-1	Lead	14000			62	100	200	MS

## FORM I

CLIENT SAMP ID

## INORGANIC ANALYSIS DATA SHEET

TAFBS-S-11CS

Lab Name: RTI Laboratories, Inc.

Contract:

Lab Code: GLEN01ClientID: USA17Workorder No.: 2006518Matrix: SoilLab Sample ID: 2006518-019A% Solids: 89.1134Date Received: 6/25/2020 10:00 AMConcentration Units: µg/Kg-dryDate Analyzed: 7/22/2020 2:24 PMTotal/Dissolved: (Total)Date Collected: 6/24/2020 12:35 PMInstrument ID: ICPMS4Batch ID: 52077

CAS No.	Analyte	Concentration	C	Q	DL	LOD	LOQ	M
7439-92-1	Lead	14000			63	100	200	MS

## FORM I

CLIENT SAMP ID

## INORGANIC ANALYSIS DATA SHEET

TAFBS-S-10CS

Lab Name: RTI Laboratories, Inc.

Contract:

Lab Code: GLEN01ClientID: USA17Workorder No.: 2006518Matrix: SoilLab Sample ID: 2006518-020A% Solids: 88.9371Date Received: 6/25/2020 10:00 AMConcentration Units: µg/Kg-dryDate Analyzed: 7/22/2020 2:25 PMTotal/Dissolved: (Total)Date Collected: 6/24/2020 12:41 PMInstrument ID: ICPMS4Batch ID: 52077

CAS No.	Analyte	Concentration	C	Q	DL	LOD	LOQ	M
7439-92-1	Lead	20000			60	97	190	MS

## FORM I

CLIENT SAMP ID

## INORGANIC ANALYSIS DATA SHEET

TAFBS-S-9CS

Lab Name: RTI Laboratories, Inc.

Contract:

Lab Code: GLEN01ClientID: USA17Workorder No.: 2006518Matrix: SoilLab Sample ID: 2006518-021A% Solids: 90.2788Date Received: 6/25/2020 10:00 AMConcentration Units: µg/Kg-dryDate Analyzed: 7/22/2020 2:26 PMTotal/Dissolved: (Total)Date Collected: 6/24/2020 12:49 PMInstrument ID: ICPMS4Batch ID: 52077

CAS No.	Analyte	Concentration	C	Q	DL	LOD	LOQ	M
7439-92-1	Lead	17000			61	99	200	MS

## FORM I

CLIENT SAMP ID

## INORGANIC ANALYSIS DATA SHEET

TAFBS-S-8CS

Lab Name: RTI Laboratories, Inc.

Contract:

Lab Code: GLEN01ClientID: USA17Workorder No.: 2006518Matrix: SoilLab Sample ID: 2006518-022A% Solids: 91.3495Date Received: 6/25/2020 10:00 AMConcentration Units: µg/Kg-dryDate Analyzed: 7/22/2020 2:27 PMTotal/Dissolved: (Total)Date Collected: 6/24/2020 12:59 PMInstrument ID: ICPMS4Batch ID: 52077

CAS No.	Analyte	Concentration	C	Q	DL	LOD	LOQ	M
7439-92-1	Lead	28000			66	110	210	MS

## FORM I

CLIENT SAMP ID

## INORGANIC ANALYSIS DATA SHEET

TAFBS-S-7CS

Lab Name: RTI Laboratories, Inc.

Contract:

Lab Code: GLEN01ClientID: USA17Workorder No.: 2006518Matrix: SoilLab Sample ID: 2006518-023A% Solids: 87.2428Date Received: 6/25/2020 10:00 AMConcentration Units: µg/Kg-dryDate Analyzed: 7/22/2020 2:28 PMTotal/Dissolved: (Total)Date Collected: 6/24/2020 1:10 PMInstrument ID: ICPMS4Batch ID: 52077

CAS No.	Analyte	Concentration	C	Q	DL	LOD	LOQ	M
7439-92-1	Lead	20000			64	100	210	MS



## FORM I

CLIENT SAMP ID

## INORGANIC ANALYSIS DATA SHEET

TAFBS-S-74CS

Lab Name: RTI Laboratories, Inc.

Contract:

Lab Code: GLEN01ClientID: USA17Workorder No.: 2006518Matrix: SoilLab Sample ID: 2006518-024A% Solids: 88.9518Date Received: 6/25/2020 10:00 AMConcentration Units: µg/Kg-dryDate Analyzed: 7/22/2020 2:29 PMTotal/Dissolved: (Total)Date Collected: 6/24/2020 1:18 PMInstrument ID: ICPMS4Batch ID: 52077

CAS No.	Analyte	Concentration	C	Q	DL	LOD	LOQ	M
7439-92-1	Lead	19000			64	100	210	MS

## FORM I

CLIENT SAMP ID

## INORGANIC ANALYSIS DATA SHEET

TAFBS-S-75CS

Lab Name: RTI Laboratories, Inc.

Contract:

Lab Code: GLEN01ClientID: USA17Workorder No.: 2006518Matrix: SoilLab Sample ID: 2006518-025A% Solids: 91.2518Date Received: 6/25/2020 10:00 AMConcentration Units: µg/Kg-dryDate Analyzed: 7/22/2020 2:30 PMTotal/Dissolved: (Total)Date Collected: 6/24/2020 1:25 PMInstrument ID: ICPMS4Batch ID: 52077

CAS No.	Analyte	Concentration	C	Q	DL	LOD	LOQ	M
7439-92-1	Lead	35000			65	110	210	MS

## FORM I

CLIENT SAMP ID

## INORGANIC ANALYSIS DATA SHEET

TAFBS-S-76CS

Lab Name: RTI Laboratories, Inc.

Contract:

Lab Code: GLEN01 ClientID: USA17Workorder No.: 2006518Matrix: SoilLab Sample ID: 2006518-026A% Solids: 94.6043Date Received: 6/25/2020 10:00 AMConcentration Units: µg/Kg-dryDate Analyzed: 7/22/2020 2:30 PMTotal/Dissolved: (Total)Date Collected: 6/24/2020 1:33 PMInstrument ID: ICPMS4Batch ID: 52077

CAS No.	Analyte	Concentration	C	Q	DL	LOD	LOQ	M
7439-92-1	Lead	9100			59	96	190	MS

## FORM I

CLIENT SAMP ID

## INORGANIC ANALYSIS DATA SHEET

PBS

Lab Name: RTI Laboratories, Inc.

Contract:

Lab Code: GLEN01ClientID: USA17Workorder No.: 2006518

Matrix:

Lab Sample ID: MB-52066% Solids: 0Date Received: 6/25/2020 10:00 AMConcentration Units: µg/Kg-dryDate Analyzed: 7/16/2020 7:05 PMTotal/Dissolved: (Total)

Date Collected:

Instrument ID: ICPMS4Batch ID: 52066

CAS No.	Analyte	Concentration	C	Q	DL	LOD	LOQ	M
7439-92-1	Lead	89	U		55	89	180	MS

## FORM I

CLIENT SAMP ID

## INORGANIC ANALYSIS DATA SHEET

PBS

Lab Name: RTI Laboratories, Inc.

Contract:

Lab Code: GLEN01ClientID: USA17Workorder No.: 2006518

Matrix:

Lab Sample ID: MB-52072% Solids: 0Date Received: 6/25/2020 10:00 AMConcentration Units: µg/Kg-dryDate Analyzed: 7/22/2020 1:36 PMTotal/Dissolved: (Total)

Date Collected:

Instrument ID: ICPMS4Batch ID: 52072

CAS No.	Analyte	Concentration	C	Q	DL	LOD	LOQ	M
7439-92-1	Lead	85	U		52	85	170	MS

## FORM I

CLIENT SAMP ID

## INORGANIC ANALYSIS DATA SHEET

PBS

Lab Name: RTI Laboratories, Inc.

Contract:

Lab Code: GLEN01ClientID: USA17Workorder No.: 2006518

Matrix:

Lab Sample ID: MB-52077% Solids: 0Date Received: 6/25/2020 10:00 AMConcentration Units: µg/Kg-dryDate Analyzed: 7/22/2020 2:15 PMTotal/Dissolved: (Total)

Date Collected:

Instrument ID: ICPMS4Batch ID: 52077

CAS No.	Analyte	Concentration	C	Q	DL	LOD	LOQ	M
7439-92-1	Lead	93	U		57	93	190	MS

## FORM I

CLIENT SAMP ID

## INORGANIC ANALYSIS DATA SHEET

LCSS

Lab Name: RTI Laboratories, Inc.

Contract:

Lab Code: GLEN01 ClientID: USA17Workorder No.: 2006518

Matrix:

Lab Sample ID: LCS-52066% Solids: 0Date Received: 6/25/2020 10:00 AMConcentration Units: µg/Kg-dryDate Analyzed: 7/16/2020 7:05 PMTotal/Dissolved: (Total)

Date Collected:

Instrument ID: ICPMS4Batch ID: 52066

CAS No.	Analyte	Concentration	C	Q	DL	LOD	LOQ	M
7439-92-1	Lead	19000			59	96	190	MS

## FORM I

CLIENT SAMP ID

## INORGANIC ANALYSIS DATA SHEET

LCSS

Lab Name: RTI Laboratories, Inc.

Contract:

Lab Code: GLEN01 ClientID: USA17Workorder No.: 2006518

Matrix:

Lab Sample ID: LCS-52072% Solids: 0Date Received: 6/25/2020 10:00 AMConcentration Units: µg/Kg-dryDate Analyzed: 7/22/2020 1:37 PMTotal/Dissolved: (Total)

Date Collected:

Instrument ID: ICPMS4Batch ID: 52072

CAS No.	Analyte	Concentration	C	Q	DL	LOD	LOQ	M
7439-92-1	Lead	17000			51	83	170	MS



## FORM I

CLIENT SAMP ID

## INORGANIC ANALYSIS DATA SHEET

LCSS

Lab Name: RTI Laboratories, Inc.

Contract:

Lab Code: GLEN01ClientID: USA17Workorder No.: 2006518

Matrix:

Lab Sample ID: LCS-52077% Solids: 0Date Received: 6/25/2020 10:00 AMConcentration Units: µg/Kg-dryDate Analyzed: 7/22/2020 2:16 PMTotal/Dissolved: (Total)

Date Collected:

Instrument ID: ICPMS4Batch ID: 52077

CAS No.	Analyte	Concentration	C	Q	DL	LOD	LOQ	M
7439-92-1	Lead	19000			57	93	190	MS

## FORM I

CLIENT SAMP ID

## INORGANIC ANALYSIS DATA SHEET

TAFBS-S- 72MS1
-------------------

Lab Name: RTI Laboratories, Inc.

Contract:

Lab Code: GLEN01ClientID: USA17Workorder No.: 2006518

Matrix:

Lab Sample ID: 2006518-001AMS% Solids: 90.7466Date Received: 6/25/2020 10:00 AMConcentration Units: µg/Kg-dryDate Analyzed: 7/16/2020 7:08 PMTotal/Dissolved: (Total)

Date Collected:

Instrument ID: ICPMS4Batch ID: 52066

CAS No.	Analyte	Concentration	C	Q	DL	LOD	LOQ	M
7439-92-1	Lead	28000			56	90	180	MS

## FORM I

CLIENT SAMP ID

## INORGANIC ANALYSIS DATA SHEET

TAFBS-S-  
85MS1Lab Name: RTI Laboratories, Inc.

Contract:

Lab Code: GLEN01ClientID: USA17Workorder No.: 2006518

Matrix:

Lab Sample ID: 2006518-004AMS% Solids: 94.216Date Received: 6/25/2020 10:00 AMConcentration Units: ug/Kg-dryDate Analyzed: 7/22/2020 1:38 PMTotal/Dissolved: (Total)

Date Collected:

Instrument ID: ICPMS4Batch ID: 52072

CAS No.	Analyte	Concentration	C	Q	DL	LOD	LOQ	M
7439-92-1	Lead	37000	Q		62	100	200	MS

## FORM I

CLIENT SAMP ID

## INORGANIC ANALYSIS DATA SHEET

ZZZZZZ

Lab Name: RTI Laboratories, Inc.

Contract:

Lab Code: GLEN01ClientID: USA17Workorder No.: 2006518

Matrix:

Lab Sample ID: 2006583-010AMS% Solids: 92.739Date Received: 6/25/2020 10:00 AMConcentration Units: µg/Kg-dryDate Analyzed: 7/22/2020 2:17 PMTotal/Dissolved: (Total)

Date Collected:

Instrument ID: ICPMS4Batch ID: 52077

CAS No.	Analyte	Concentration	C	Q	DL	LOD	LOQ	M
7439-92-1	Lead	32000	Q		58	95	190	MS

## FORM I

CLIENT SAMP ID

## INORGANIC ANALYSIS DATA SHEET

TAFBS-S-  
72SD1Lab Name: RTI Laboratories, Inc.

Contract:

Lab Code: GLEN01ClientID: USA17Workorder No.: 2006518

Matrix:

Lab Sample ID: 2006518-001AMSD% Solids: 90.7466Date Received: 6/25/2020 10:00 AMConcentration Units: µg/Kg-dryDate Analyzed: 7/16/2020 7:09 PMTotal/Dissolved: (Total)

Date Collected:

Instrument ID: ICPMS4Batch ID: 52066

CAS No.	Analyte	Concentration	C	Q	DL	LOD	LOQ	M
7439-92-1	Lead	24000			55	89	180	MS

## FORM I

CLIENT SAMP ID

## INORGANIC ANALYSIS DATA SHEET

TAFBS-S- 85SD1
-------------------

Lab Name: RTI Laboratories, Inc.

Contract:

Lab Code: GLEN01ClientID: USA17Workorder No.: 2006518

Matrix:

Lab Sample ID: 2006518-004AMSD% Solids: 94.216Date Received: 6/25/2020 10:00 AMConcentration Units: µg/Kg-dryDate Analyzed: 7/22/2020 1:39 PMTotal/Dissolved: (Total)

Date Collected:

Instrument ID: ICPMS4Batch ID: 52072

CAS No.	Analyte	Concentration	C	Q	DL	LOD	LOQ	M
7439-92-1	Lead	41000			62	100	200	MS

## FORM I

CLIENT SAMP ID

## INORGANIC ANALYSIS DATA SHEET

ZZZZZZ

Lab Name: RTI Laboratories, Inc.

Contract:

Lab Code: GLEN01ClientID: USA17Workorder No.: 2006518

Matrix:

Lab Sample ID: 2006583-010AMSD% Solids: 92.739Date Received: 6/25/2020 10:00 AMConcentration Units: µg/Kg-dryDate Analyzed: 7/22/2020 2:18 PMTotal/Dissolved: (Total)

Date Collected:

Instrument ID: ICPMS4Batch ID: 52077

CAS No.	Analyte	Concentration	C	Q	DL	LOD	LOQ	M
7439-92-1	Lead	79000	RQ		59	96	190	MS

## FORM IIA

## INITIAL AND CONTINUING CALIBRATION VERIFICATION

Lab Name: RTI Laboratories, Inc.

Contract:

Lab Code: GLEN01Workorder No.: 2006518

Initial Calibration Verification Source:

Cont. Calibration Verification Source:

Concentration Units: mg/L

Run:119517  Analyte	Initial Calibration			Continuing Calibration					M
	Seq No: 2315895			Seq No: 2315877		2315878			
	True	Found	%R	True	Found	%R	Found	%R	
Germanium	100			100					MS
Indium	20			20					MS
Lead	50	50	101	50	49	98.1	48	96.7	MS
Lithium-6	20			20					MS
Scandium	20			20					MS
Terbium	20			20					MS

ICV Control Limits: 0 - 0

CCV Control Limits: 0 - 0



FORM IIA

INITIAL AND CONTINUING CALIBRATION VERIFICATION

Lab Name: RTI Laboratories, Inc.

Contract:

Lab Code: GLEN01

Workorder No.: 2006518

Initial Calibration Verification Source:

Cont. Calibration Verification Source:

Concentration Units: mg/L

Run:119517  Analyte	Initial Calibration			Continuing Calibration					M
	Seq No: 2315895			Seq No: 2315879                      2315880					
	True	Found	%R	True	Found	%R	Found	%R	
Germanium	0			100					MS
Indium	0			20					MS
Lead	0			50	48	95.3	47	94.5	MS
Lithium-6	0			20					MS
Scandium	0			20					MS
Terbium	0			20					MS

ICV Control Limits: 0 - 0

CCV Control Limits: 0 - 0

## FORM IIA

## INITIAL AND CONTINUING CALIBRATION VERIFICATION

Lab Name: RTI Laboratories, Inc.

Contract:

Lab Code: GLEN01Workorder No.: 2006518

Initial Calibration Verification Source:

Cont. Calibration Verification Source:

Concentration Units: mg/L

Run:119517 Analyte	Initial Calibration			Continuing Calibration					M
	True	Found	%R	True	Found	%R	Found	%R	
Germanium	0			100					MS
Indium	0			20					MS
Lead	0			50	46	92.8	48	95.5	MS
Lithium-6	0			20					MS
Scandium	0			20					MS
Terbium	0			20					MS

ICV Control Limits: 0 - 0

CCV Control Limits: 0 - 0

## FORM IIA

## INITIAL AND CONTINUING CALIBRATION VERIFICATION

Lab Name: RTI Laboratories, Inc.

Contract:

Lab Code: GLEN01Workorder No.: 2006518

Initial Calibration Verification Source:

Cont. Calibration Verification Source:

Concentration Units: mg/L

Run:119517 Analyte	Initial Calibration			Continuing Calibration					M
	True	Found	%R	True	Found	%R	Found	%R	
Germanium	0			100					MS
Indium	0			20					MS
Lead	0			50	47	94.5			MS
Lithium-6	0			20					MS
Scandium	0			20					MS
Terbium	0			20					MS

ICV Control Limits: 0 - 0

CCV Control Limits: 0 - 0

## FORM IIA

## INITIAL AND CONTINUING CALIBRATION VERIFICATION

Lab Name: RTI Laboratories, Inc.

Contract:

Lab Code: GLEN01Workorder No.: 2006518

Initial Calibration Verification Source:

Cont. Calibration Verification Source:

Concentration Units: mg/L

Run:119627  Analyte	Initial Calibration			Continuing Calibration					M
	Seq No: 2318140			Seq No: 2318124		2318125			
	True	Found	%R	True	Found	%R	Found	%R	
Lead	50	50	100	50	51	101	50	99.8	MS
Terbium	20			20					MS

ICV Control Limits: 0 - 0

CCV Control Limits: 0 - 0

## FORM IIA

## INITIAL AND CONTINUING CALIBRATION VERIFICATION

Lab Name: RTI Laboratories, Inc.

Contract:

Lab Code: GLEN01Workorder No.: 2006518

Initial Calibration Verification Source:

Cont. Calibration Verification Source:

Concentration Units: mg/L

Run:119627 Analyte	Initial Calibration			Continuing Calibration					M
	True	Found	%R	True	Found	%R	Found	%R	
Lead	0			50	50	99.7	50	99.3	MS
Terbium	0			20					MS

ICV Control Limits: 0 - 0

CCV Control Limits: 0 - 0

## FORM IIA

## INITIAL AND CONTINUING CALIBRATION VERIFICATION

Lab Name: RTI Laboratories, Inc.

Contract:

Lab Code: GLEN01Workorder No.: 2006518

Initial Calibration Verification Source:

Cont. Calibration Verification Source:

Concentration Units: mg/L

Run:119627 Analyte	Initial Calibration			Continuing Calibration					M
	True	Found	%R	True	Found	%R	Found	%R	
Lead	0			50	50	99.4			MS
Terbium	0			20					MS

ICV Control Limits: 0 - 0

CCV Control Limits: 0 - 0

FORM IIB  
CRQL STANDARD

Lab Name: RTI Laboratories, Inc.

Contract:

Lab Code: GLEN01

Workorder No.: 2006518

CRQL Standard Source: AAC-STD-6A 032919

Run No: 119517

Analyte	CRQL Standard: µg/L		
	True	SeqNo: 2315884	
		Found	%R
Lead	0.200	0.207	103

FORM IIB  
CRQL STANDARD

Lab Name: RTI Laboratories, Inc.

Contract:

Lab Code: GLEN01

Workorder No.: 2006518

CRQL Standard Source: AAC-STD-6A 032919

Run No: 119627

Analyte	CRQL Standard: µg/L		
	True	SeqNo: 2318129	
		Found	%R
Lead	0.200	0.197	98.5



## FORM III

## BLANKS

Lab Name: RTI Laboratories, Inc.Lab Code: GLEN01Preparation Blank Matrix: Soil

Contract:

Preparation Blank Concentration Units: µg/KgWorkorder No: 2006518

RunNo: 119517	ICB		Continuing Calibration Blank µg/Kg						MB-51972 1			
Seq No:	2315892		2315870		2315871		2315872		Prep Blank			
Analyte	µg/Kg	C	1	C	2	C	3	C	C		M	
Germanium	0	U	0	U	0	U	0	U				
Indium	0	U	0	U	0	U	0	U				
Lead	0.1	U	0.1	U	0.1	U	0.1	U	58	U		
Lithium-6	0	U	0	U	0	U	0	U				
Scandium	0	U	0	U	0	U	0	U				
Terbium	0	U	0	U	0	U	0	U				

## FORM III

## BLANKS

Lab Name: RTI Laboratories, Inc.Lab Code: GLEN01Preparation Blank Matrix: Soil

Contract:

Preparation Blank Concentration Units: µg/KgWorkorder No: 2006518

RunNo: 119517	ICB		Continuing Calibration Blank µg/Kg						MB-51972 1			
Seq No:	2315892		2315873		2315874		2315875		Prep Blank			
Analyte	µg/Kg	C	1	C	2	C	3	C	C		M	
Germanium			0	U	0	U	0	U				
Indium			0	U	0	U	0	U				
Lead			0.1	U	0.1	U	0.1	U				
Lithium-6			0	U	0	U	0	U				
Scandium			0	U	0	U	0	U				
Terbium			0	U	0	U	0	U				

## FORM III

## BLANKS

Lab Name: RTI Laboratories, Inc.Lab Code: GLEN01Preparation Blank Matrix: Soil

Contract:

Preparation Blank Concentration Units: µg/KgWorkorder No: 2006518

RunNo: 119517	ICB		Continuing Calibration Blank µg/Kg						MB-51972 1			
Seq No:	2315892		2315876 0 0						Prep Blank			
Analyte	µg/Kg	C	1	C	2	C	3	C	C		M	
Germanium			0	U								
Indium			0	U								
Lead			0.1	U								
Lithium-6			0	U								
Scandium			0	U								
Terbium			0	U								

## FORM III

## BLANKS

Lab Name: RTI Laboratories, Inc.Lab Code: GLEN01Preparation Blank Matrix: Soil

Contract:

Preparation Blank Concentration Units: µg/KgWorkorder No: 2006518

RunNo: 119517	ICB		Continuing Calibration Blank µg/Kg						MB-52061 2			
Seq No:	2315892		2315870		2315871		2315872		Prep Blank			
Analyte	µg/Kg	C	1	C	2	C	3	C	C		M	
Germanium	0	U	0	U	0	U	0	U				
Indium	0	U	0	U	0	U	0	U				
Lead	0.1	U	0.1	U	0.1	U	0.1	U	55	U		
Lithium-6	0	U	0	U	0	U	0	U				
Scandium	0	U	0	U	0	U	0	U				
Terbium	0	U	0	U	0	U	0	U				

## FORM III

## BLANKS

Lab Name: RTI Laboratories, Inc.Lab Code: GLEN01Preparation Blank Matrix: Soil

Contract:

Preparation Blank Concentration Units: µg/KgWorkorder No: 2006518

RunNo: 119517	ICB		Continuing Calibration Blank µg/Kg						MB-51972 1			
Seq No:	2315892		2315870		2315871		2315872		Prep Blank			
Analyte	µg/Kg	C	1	C	2	C	3	C	C		M	
Germanium	0	U	0	U	0	U	0	U				
Indium	0	U	0	U	0	U	0	U				
Lead	0.1	U	0.1	U	0.1	U	0.1	U	58	U		
Lithium-6	0	U	0	U	0	U	0	U				
Scandium	0	U	0	U	0	U	0	U				
Terbium	0	U	0	U	0	U	0	U				

## FORM III

## BLANKS

Lab Name: RTI Laboratories, Inc.Lab Code: GLEN01Preparation Blank Matrix: Soil

Contract:

Preparation Blank Concentration Units: µg/KgWorkorder No: 2006518

RunNo: 119517	ICB		Continuing Calibration Blank µg/Kg						MB-51972 1			
Seq No:	2315892		2315873		2315874		2315875		Prep Blank			
Analyte	µg/Kg	C	1	C	2	C	3	C	C		M	
Germanium			0	U	0	U	0	U				
Indium			0	U	0	U	0	U				
Lead			0.1	U	0.1	U	0.1	U				
Lithium-6			0	U	0	U	0	U				
Scandium			0	U	0	U	0	U				
Terbium			0	U	0	U	0	U				

## FORM III

## BLANKS

Lab Name: RTI Laboratories, Inc.Lab Code: GLEN01Preparation Blank Matrix: Soil

Contract:

Preparation Blank Concentration Units: µg/KgWorkorder No: 2006518

RunNo: 119517	ICB		Continuing Calibration Blank µg/Kg						MB-51972 1			
Seq No:	2315892		2315876 0 0						Prep Blank			
Analyte	µg/Kg	C	1	C	2	C	3	C	C		M	
Germanium			0	U								
Indium			0	U								
Lead			0.1	U								
Lithium-6			0	U								
Scandium			0	U								
Terbium			0	U								

## FORM III

## BLANKS

Lab Name: RTI Laboratories, Inc.Lab Code: GLEN01Preparation Blank Matrix: Soil

Contract:

Preparation Blank Concentration Units: µg/KgWorkorder No: 2006518

RunNo: 119517	ICB		Continuing Calibration Blank µg/Kg						MB-52061 2			
Seq No:	2315892		2315870		2315871		2315872		Prep Blank			
Analyte	µg/Kg	C	1	C	2	C	3	C	C		M	
Germanium	0	U	0	U	0	U	0	U				
Indium	0	U	0	U	0	U	0	U				
Lead	0.1	U	0.1	U	0.1	U	0.1	U	55	U		
Lithium-6	0	U	0	U	0	U	0	U				
Scandium	0	U	0	U	0	U	0	U				
Terbium	0	U	0	U	0	U	0	U				



## FORM III

## BLANKS

Lab Name: RTI Laboratories, Inc.Lab Code: GLEN01Preparation Blank Matrix: Soil

Contract:

Preparation Blank Concentration Units: µg/KgWorkorder No: 2006518

RunNo: 119517	ICB		Continuing Calibration Blank µg/Kg						MB-52061 2			
Seq No:	2315892		2315873		2315874		2315875		Prep Blank			
Analyte	µg/Kg	C	1	C	2	C	3	C	C		M	
Germanium			0	U	0	U	0	U				
Indium			0	U	0	U	0	U				
Lead			0.1	U	0.1	U	0.1	U				
Lithium-6			0	U	0	U	0	U				
Scandium			0	U	0	U	0	U				
Terbium			0	U	0	U	0	U				

## FORM III

## BLANKS

Lab Name: RTI Laboratories, Inc.Lab Code: GLEN01Preparation Blank Matrix: Soil

Contract:

Preparation Blank Concentration Units: µg/KgWorkorder No: 2006518

RunNo: 119517	ICB		Continuing Calibration Blank µg/Kg						MB-52061 2			
Seq No:	2315892		2315873		2315874		2315875		Prep Blank			
Analyte	µg/Kg	C	1	C	2	C	3	C	C		M	
Germanium			0	U	0	U	0	U				
Indium			0	U	0	U	0	U				
Lead			0.1	U	0.1	U	0.1	U				
Lithium-6			0	U	0	U	0	U				
Scandium			0	U	0	U	0	U				
Terbium			0	U	0	U	0	U				

## FORM III

## BLANKS

Lab Name: RTI Laboratories, Inc.Lab Code: GLEN01Preparation Blank Matrix: Soil

Contract:

Preparation Blank Concentration Units: µg/KgWorkorder No: 2006518

RunNo: 119517	ICB		Continuing Calibration Blank µg/Kg						MB-52061 2			
Seq No:	2315892		2315876 0 0						Prep Blank			
Analyte	µg/Kg	C	1	C	2	C	3	C	C		M	
Germanium			0	U								
Indium			0	U								
Lead			0.1	U								
Lithium-6			0	U								
Scandium			0	U								
Terbium			0	U								

## FORM III

## BLANKS

Lab Name: RTI Laboratories, Inc.Lab Code: GLEN01Preparation Blank Matrix: Soil

Contract:

Preparation Blank Concentration Units: µg/KgWorkorder No: 2006518

RunNo: 119517	ICB		Continuing Calibration Blank µg/Kg						MB-52066 3			
Seq No:	2315892		2315870		2315871		2315872		Prep Blank			
Analyte	µg/Kg	C	1	C	2	C	3	C	C		M	
Germanium	0	U	0	U	0	U	0	U				
Indium	0	U	0	U	0	U	0	U				
Lead	0.1	U	0.1	U	0.1	U	0.1	U	55	U		
Lithium-6	0	U	0	U	0	U	0	U				
Scandium	0	U	0	U	0	U	0	U				
Terbium	0	U	0	U	0	U	0	U				

## FORM III

## BLANKS

Lab Name: RTI Laboratories, Inc.Lab Code: GLEN01Preparation Blank Matrix: Soil

Contract:

Preparation Blank Concentration Units: µg/KgWorkorder No: 2006518

RunNo: 119517	ICB		Continuing Calibration Blank µg/Kg						MB-52066 3			
Seq No:	2315892		2315873		2315874		2315875		Prep Blank			
Analyte	µg/Kg	C	1	C	2	C	3	C	C		M	
Germanium			0	U	0	U	0	U				
Indium			0	U	0	U	0	U				
Lead			0.1	U	0.1	U	0.1	U				
Lithium-6			0	U	0	U	0	U				
Scandium			0	U	0	U	0	U				
Terbium			0	U	0	U	0	U				

## FORM III

## BLANKS

Lab Name: RTI Laboratories, Inc.Lab Code: GLEN01Preparation Blank Matrix: Soil

Contract:

Preparation Blank Concentration Units: µg/KgWorkorder No: 2006518

RunNo: 119517	ICB		Continuing Calibration Blank µg/Kg						MB-52066 3			
Seq No:	2315892		2315876 0 0						Prep Blank			
Analyte	µg/Kg	C	1	C	2	C	3	C	C		M	
Germanium			0	U								
Indium			0	U								
Lead			0.1	U								
Lithium-6			0	U								
Scandium			0	U								
Terbium			0	U								

## FORM III

## BLANKS

Lab Name: RTI Laboratories, Inc.Lab Code: GLEN01Preparation Blank Matrix: Soil

Contract:

Preparation Blank Concentration Units:

Workorder No: 2006518

RunNo: 119544	ICB		Continuing Calibration Blank						MB-52072 1			
Seq No:	2316517		2316507 0 0						Prep Blank			
Analyte	C		1	C	2	C	3	C	C		M	
Aluminum	1	U	1	U					760	J		
Germanium	0	U	0	U					0	U		
Indium	0	U	0	U					0	U		
Lithium-6	0	U	0	U					0	U		
Scandium	0	U	0	U					0	U		
Silicon	25	U	25	U					3800	U		
Terbium	0	U	0	U					0	U		

## FORM III

## BLANKS

Lab Name: RTI Laboratories, Inc.Lab Code: GLEN01Preparation Blank Matrix: Soil

Contract:

Preparation Blank Concentration Units: µg/KgWorkorder No: 2006518

RunNo: 119544	ICB		Continuing Calibration Blank µg/Kg						MB-52072 2			
Seq No:	2316517		2316507 0 0						Prep Blank			
Analyte	µg/Kg	C	1	C	2	C	3	C	C		M	
Aluminum	1	U	1	U					760	J		
Germanium	0	U	0	U					0	U		
Indium	0	U	0	U					0	U		
Lithium-6	0	U	0	U					0	U		
Scandium	0	U	0	U					0	U		
Silicon	25	U	25	U					3800	U		
Terbium	0	U	0	U					0	U		



## FORM III

## BLANKS

Lab Name: RTI Laboratories, Inc.Lab Code: GLEN01Preparation Blank Matrix: Soil

Contract:

Preparation Blank Concentration Units: µg/KgWorkorder No: 2006518

RunNo: 119627	ICB		Continuing Calibration Blank µg/Kg						MB-52072 1			
Seq No:	2318137		2318119		2318120		2318121		Prep Blank			
Analyte	µg/Kg	C	1	C	2	C	3	C	C		M	
Lead	0.1	U	0.1	U	0.1	U	0.1	U	52	U		
Terbium	0	U	0	U	0	U	0	U				

## FORM III

## BLANKS

Lab Name: RTI Laboratories, Inc.Lab Code: GLEN01Preparation Blank Matrix: Soil

Contract:

Preparation Blank Concentration Units: µg/KgWorkorder No: 2006518

RunNo: 119627	ICB	Continuing Calibration Blank µg/Kg						MB-52072 1		
Seq No:	2318137	2318122	2318123	0				Prep Blank		
Analyte	µg/Kg C	1 C	2 C	3 C				C		M
Lead		0.1 U	0.1 U							
Terbium		0 U	0 U							

## FORM III

## BLANKS

Lab Name: RTI Laboratories, Inc.Lab Code: GLEN01Preparation Blank Matrix: Soil

Contract:

Preparation Blank Concentration Units: µg/KgWorkorder No: 2006518

RunNo: 119627	ICB		Continuing Calibration Blank µg/Kg						MB-52077 2			
Seq No:	2318137		2318119		2318120		2318121		Prep Blank			
Analyte	µg/Kg	C	1	C	2	C	3	C	C		M	
Lead	0.1	U	0.1	U	0.1	U	0.1	U	57	U		
Terbium	0	U	0	U	0	U	0	U				

## FORM III

## BLANKS

Lab Name: RTI Laboratories, Inc.Lab Code: GLEN01Preparation Blank Matrix: Soil

Contract:

Preparation Blank Concentration Units: µg/KgWorkorder No: 2006518

RunNo: 119627	ICB	Continuing Calibration Blank µg/Kg						MB-52077 2		
Seq No:	2318137	2318122	2318123	0				Prep Blank		
Analyte	µg/Kg C	1 C	2 C	3 C				C		M
Lead		0.1 U	0.1 U							
Terbium		0 U	0 U							

## FORM IV

## ICP INTERFERENCE CHECK SAMPLE

Lab Name: RTI Laboratories, Inc.

Contract:

Lab Code: GLEN01Workorder No: 2006518ICP ID Number: ICPMS4ICS Source: ICPMS 6020ICS-0A 040119Run No: 119517 Concentration Units: µg/L

Analyte	True		Final Found			Initial Found		
	Sol.	Sol.	Sol.	Sol.		Sol.	Sol.	
	A	AB	A	AB	%R	A	AB	%R
Germanium	100	100				0	0	0
Indium	20	20				0	0	0
Lead	0	20				0.00300	19.9	99.3
Lithium-6	20	20				0	0	0
Scandium	20	20				0	0	0
Terbium	20	20				0	0	0

## FORM IV

## ICP INTERFERENCE CHECK SAMPLE

Lab Name: RTI Laboratories, Inc.

Contract:

Lab Code: GLEN01Workorder No: 2006518ICP ID Number: ICPMS4ICS Source: ICPMS 112719Run No: 119517 Concentration Units: µg/L

Analyte	True		Final Found			Initial Found		
	Sol.	Sol.	Sol.	Sol.		Sol.	Sol.	
	A	AB	A	AB	%R	A	AB	%R
Germanium	100	100				0	0	0
Germanium	100	100				0	0	0
Indium	20	20				0	0	0
Indium	20	20				0	0	0
Lead	0	20				0.00300	19.9	99.3
Lead	0	20				0.00300	19.9	99.3
Lithium-6	20	20				0	0	0
Lithium-6	20	20				0	0	0
Scandium	20	20				0	0	0
Scandium	20	20				0	0	0
Terbium	20	20				0	0	0
Terbium	20	20				0	0	0

## FORM IV

## ICP INTERFERENCE CHECK SAMPLE

Lab Name: RTI Laboratories, Inc.

Contract:

Lab Code: GLEN01Workorder No: 2006518ICP ID Number: ICPMS4ICS Source: ICPMS 112719Run No: 119544 Concentration Units: µg/L

Analyte	True		Final Found			Initial Found		
	Sol.	Sol.	Sol.	Sol.		Sol.	Sol.	
	A	AB	A	AB	%R	A	AB	%R
Terbium	20	20				0	0	0
Terbium	20	20				0	0	0

## FORM IV

## ICP INTERFERENCE CHECK SAMPLE

Lab Name: RTI Laboratories, Inc.

Contract:

Lab Code: GLEN01Workorder No: 2006518ICP ID Number: ICPMS4ICS Source: ICPMS 6020ICS-0A 040119Run No: 119627 Concentration Units: µg/L

Analyte	True		Final Found			Initial Found		
	Sol.	Sol.	Sol.	Sol.		Sol.	Sol.	
	A	AB	A	AB	%R	A	AB	%R
Lead	0	20				0.00100	19.6	98.1
Terbium	20	20				0	0	0

## FORM IV

## ICP INTERFERENCE CHECK SAMPLE

Lab Name: RTI Laboratories, Inc.

Contract:

Lab Code: GLEN01Workorder No: 2006518ICP ID Number: ICPMS4ICS Source: ICPMS 112719Run No: 119627 Concentration Units: µg/L

Analyte	True		Final Found			Initial Found		
	Sol.	Sol.	Sol.	Sol.		Sol.	Sol.	
	A	AB	A	AB	%R	A	AB	%R
Lead	0	20				0.00100	19.6	98.1
Lead	0	20				0.00100	19.6	98.1
Terbium	20	20				0	0	0
Terbium	20	20				0	0	0

SW6020A

FORM V B  
POST DIGESTION SPIKE

2006518-004APDS

TAFBS-S-85

Lab Name: RTI Laboratories, Inc.

Contract:

Lab Code: GLEN01

Workorder No: 2006518

Matrix:

Level (low/med): LOW

% Solids for Sample: 94.2

Concentration Units: µg/Kg-dry

Analyte	Control Limit %R	Spiked Sample Result (SSR) C	Sample Result (SR) C	Spike Added (SA)	%R	M
Silicon	80-120	731000 J	291000 J	491000	89.6	MS



## FORM V C

CLIENT SAMP ID

## SYSTEM MONITORING SPIKE/DUPLICATE RECOVERY

TAFBS-S- 72MS1
-------------------

Lab Name: RTI Laboratories, Inc.

Contract:

Lab Code: GLEN01Workorder No: 2006518Matrix: SoilLevel (low/med): LOW% Solids for Sample: 90.7Concentration Units: µg/Kg-dry

Analyte	Control	Sample		MS		MS Spike		MS		MSD		MSD Spike		MSD		RPD		M
	Limit																	
	%R	Result	C	Result	C	Added		%R		Result	C	Added		%R		RPD	Limit	
Lead	84-118	6530		27800		18100		118		24400		17800		100		13.1	20	MS

## FORM V C

CLIENT SAMP ID

## SYSTEM MONITORING SPIKE/DUPLICATE RECOVERY

TAFBS-S- 85MS1
-------------------

Lab Name: RTI Laboratories, Inc.

Contract:

Lab Code: GLEN01Workorder No: 2006518Matrix: SoilLevel (low/med): LOW% Solids for Sample: 90.7Concentration Units: µg/Kg-dry

Analyte	Control	Sample		MS		MS Spike		MS		MSD		MSD Spike		MSD		RPD		M
	Limit %R																	
		Result	C	Result	C	Added		%R		Result	C	Added		%R		RPD	Limit	
Lead	84-118	21100		36500	Q	20000		76.9		41300		20000		100		12.2	20	MS

## FORM V C

CLIENT SAMP ID

## SYSTEM MONITORING SPIKE/DUPLICATE RECOVERY

ZZZZZZ

Lab Name: RTI Laboratories, Inc.

Contract:

Lab Code: GLEN01Workorder No: 2006518Matrix: SoilLevel (low/med): LOW% Solids for Sample: 90.7Concentration Units: µg/Kg-dry

Analyte	Control	Sample		MS		MS Spike		MS		MSD		MSD Spike		MSD		RPD		M
	Limit %R																	
		Result	C	Result	C	Added		%R		Result	C	Added		%R		RPD	Limit	
Lead	84-118	17100		31900	Q	18900		78.7		79400	RQ	19300		323		85.2	20	MS

FORM VII  
LABORATORY CONTROL SAMPLE

Lab Name: RTI Laboratories, Inc. Contract:  
 Lab Code: GLEN01 ClientID: USA17 SAS No.: SDG No.: 2006518  
 LCS Source: LCS-52066

Analyte	Units: µg/Kg			Control Limits		
	True	Found	%R	Low	High	C
Lead	19230.7692307692	19250	100	84.0	118	

FORM VII  
LABORATORY CONTROL SAMPLE

Lab Name: RTI Laboratories, Inc. Contract:  
 Lab Code: GLEN01 ClientID: USA17 SAS No.: SDG No.: 2006518  
 LCS Source: LCS-52072

Analyte	Units: µg/Kg			Control Limits		
	True	Found	%R	Low	High	C
Lead	16666.6666666667	17395	104	84.0	118	

FORM VII  
LABORATORY CONTROL SAMPLE

Lab Name: RTI Laboratories, Inc. Contract:  
 Lab Code: GLEN01 ClientID: USA17 SAS No.: SDG No.: 2006518  
 LCS Source: LCS-52077

Analyte	Units: µg/Kg			Control Limits		
	True	Found	%R	Low	High	C
Lead	18518.5185185185	19004.6296296296	103	84.0	118	

FORM VIII  
ICP SERIAL DILUTIONS  
Metals, ICP/MS

CLIENT SAMP ID

ZZZZZZ

Lab Name: RTI Laboratories, Inc.

Contract:

Lab Code: GLEN01

SAS No.:

SDG No: 2006518

Matrix:

Level (low/med): LOW

Case No:

Lab Samp ID: 2006454-001ASD

Concentration Units: µg/Kg-dry

Analyte	Initial Sample		Serial		% Differ- ence	Q	M
	Result (I)	C	Result (S)	C			
Lead	22600		22800		0.87 %		MS
Lead	22600	X	22800		0.87 %		MS

SW6020A

FORM VIII  
ICP SERIAL DILUTIONS  
Metals, ICP/MS

CLIENT SAMP ID

TAFBS-S-85

Lab Name: RTI Laboratories, Inc.

Contract:

Lab Code: GLEN01

SAS No.:

SDG No: 2006518

Matrix:

Level (low/med): LOW

Case No:

Lab Samp ID: 2006518-004ASD

Concentration Units: µg/Kg-dry

Analyte	Initial Sample		Serial		% Differ- ence	Q	M
	Result (I)	C	Result (S)	C			
Lead	21100		21500		1.64 %		MS
Lead	21100	X	21500		1.64 %		MS

SW6020A

FORM VIII  
ICP SERIAL DILUTIONS  
Metals, ICP/MS

CLIENT SAMP ID

ZZZZZZ

Lab Name: RTI Laboratories, Inc.

Contract:

Lab Code: GLEN01

SAS No.:

SDG No: 2006518

Matrix:

Level (low/med): LOW

Case No:

Lab Samp ID: 2006583-010ASD

Concentration Units: µg/Kg-dry

Analyte	Initial Sample		Serial		% Differ- ence	Q	M
	Result (I)	C	Result (S)	C			
Lead	17100		18500		8.12 %		MS
Lead	17100	X	18500		8.12 %		MS

SW6020A

FORM IX  
METHOD DETECTION LIMITS

Lab Name: RTI Laboratories, Inc.

Contract:

Lab Code: GLEN01

Workorder No.: 2006518

Test Code: SW 6020S

Analyte	MDL µg/Kg	LOD µg/Kg	LOQ µg/Kg	M
Aluminum	9.834	50	500	MS
Antimony	4.087	5	25	MS
Arsenic	3.984	5	15	MS
Barium	4.637	5	250	MS
Beryllium	7.411	10	10	MS
Boron	663	1000	5000	MS
Cadmium	3.422	5	10	MS
Calcium	1126	2500	10000	MS
Chromium	7.624	25	100	MS
Cobalt	4.647	5	50	MS
Copper	5.323	25	50	MS
Germanium	0	0	0	MS
Indium	0	0	0	MS
Iron	1398	1500	2000	MS
Lead	3.086	5	10	MS
Lithium	28.35	50	500	MS
Lithium-6	0	0	0	MS
Magnesium	532	2500	5000	MS
Manganese	20.722	25	50	MS
Molybdenum	25.055	50	50	MS
Nickel	13.324	25	100	MS
Potassium	2793	3750	5000	MS
Scandium	0	0	0	MS
Selenium	10.295	25	50	MS
Silicon	223	1000	5000	MS
Silver	2.416	10	15	MS
Sodium	909	2500	5000	MS
Strontium	688	1000	2000	MS



FORM IX  
METHOD DETECTION LIMITS

Lab Name: RTI Laboratories, Inc.

Contract:

Lab Code: GLEN01

Workorder No.: 2006518

Test Code: SW 6020S

Analyte	MDL µg/Kg	LOD µg/Kg	LOQ µg/Kg	M
Terbium	0	0	0	MS
Thallium	4.844	5	20	MS
Tin	5.8	25	200	MS
Titanium	36.2	100	500	MS
Uranium	62.354	100	250	MS
Vanadium	4.836	5	40	MS
Zinc	19.227	50	500	MS
Zirconium	0	0	0	MS

## FORM XI

## INTERNAL STANDARD ASSOCIATION

Lab Name: RTI Laboratories, Inc.

Contract:

Lab Code: GLEN01ClientID: USA17

SAS No.:

SDG No.: 2006518ICP-MS Instrument ID: ICPMS4Date: 7/16/2020

Analyte	Assoc. Internal Standard 1	Assoc. Internal Standard 2
Lead	Terbium	

## FORM XI

## INTERNAL STANDARD ASSOCIATION

Lab Name: RTI Laboratories, Inc.

Contract:

Lab Code: GLEN01ClientID: USA17

SAS No.:

SDG No.: 2006518ICP-MS Instrument ID: ICPMS4Date: 7/22/2020

Analyte	Assoc. Internal Standard 1	Assoc. Internal Standard 2
Lead	Terbium	

FORM XII  
PREPARATION LOG

Lab Name: RTI Laboratories, Inc.

Workorder No.: 2006518

Lab Code: GLEN01

Batch ID: 52066

Method: MS

Sample ID	Preparation Date	Weight (gram)	Volume (mL)
TAFBS-S-72	7/16/2020 7:11:52 PM		
LCSS	7/16/2020 7:58:00 AM	0.52	50
PBS	7/16/2020 7:58:00 AM	0.56	50
TAFBS-S-72MS1	7/16/2020 7:58:00 AM	0.61	50
TAFBS-S-72CS	7/16/2020 7:58:00 AM	0.62	50
TAFBS-S-72SD1	7/16/2020 7:58:00 AM	0.62	50

FORM XII  
PREPARATION LOG

Lab Name: RTI Laboratories, Inc.

Workorder No.: 2006518

Lab Code: GLEN01

Batch ID: 52072

Method: MS

Sample ID	Preparation Date	Weight (gram)	Volume (mL)
TAFBS-S-85	7/17/2020 2:02:29 PM		
TAFBS-S-85	7/17/2020 2:05:22 PM		
TAFBS-S-85	7/22/2020 1:43:40 PM		
TAFBS-S-18CS	7/16/2020 8:34:44 AM	0.51	50
TAFBS-S-84CS	7/16/2020 8:34:44 AM	0.51	50
TAFBS-S-13CS	7/16/2020 8:34:44 AM	0.52	50
TAFBS-S-16CS	7/16/2020 8:34:44 AM	0.52	50
TAFBS-S-82CS	7/16/2020 8:34:44 AM	0.52	50
TAFBS-S-85MS1	7/16/2020 8:34:44 AM	0.53	50
TAFBS-S-85SD1	7/16/2020 8:34:44 AM	0.53	50
TAFBS-S-87CS	7/16/2020 8:34:44 AM	0.53	50
TAFBS-S-90CS	7/16/2020 8:34:44 AM	0.53	50
TAFBS-S-85CS	7/16/2020 8:34:44 AM	0.54	50
TAFBS-S-86CS	7/16/2020 8:34:44 AM	0.54	50
TAFBS-S-88CS	7/16/2020 8:34:44 AM	0.54	50
TAFBS-S-15CS	7/16/2020 8:34:44 AM	0.55	50
TAFBS-S-89CS	7/16/2020 8:34:44 AM	0.55	50
TAFBS-S-17CS	7/16/2020 8:34:44 AM	0.56	50
TAFBS-S-73CS	7/16/2020 8:34:44 AM	0.56	50
TAFBS-S-14CS	7/16/2020 8:34:44 AM	0.57	50
PBS	7/16/2020 8:34:44 AM	0.59	50
TAFBS-S-83CS	7/16/2020 8:34:44 AM	0.59	50
LCSS	7/16/2020 8:34:44 AM	0.6	50

FORM XII  
PREPARATION LOG

Lab Name: RTI Laboratories, Inc.

Workorder No.: 2006518

Lab Code: GLEN01

Batch ID: 52077

Method: MS

Sample ID	Preparation Date	Weight (gram)	Volume (mL)
ZZZZZZ	7/22/2020 2:21:09 PM		
TAFBS-S-8CS	7/20/2020 7:51:53 AM	0.51	50
TAFBS-S-75CS	7/20/2020 7:51:53 AM	0.52	50
ZZZZZZ	7/20/2020 7:51:53 AM	0.53	50
LCSS	7/20/2020 7:51:53 AM	0.54	50
PBS	7/20/2020 7:51:53 AM	0.54	50
TAFBS-S-12CS	7/20/2020 7:51:53 AM	0.54	50
TAFBS-S-74CS	7/20/2020 7:51:53 AM	0.54	50
ZZZZZZ	7/20/2020 7:51:53 AM	0.54	50
TAFBS-S-11CS	7/20/2020 7:51:53 AM	0.55	50
TAFBS-S-76CS	7/20/2020 7:51:53 AM	0.55	50
TAFBS-S-7CS	7/20/2020 7:51:53 AM	0.55	50
ZZZZZZ	7/20/2020 7:51:53 AM	0.55	50
TAFBS-S-9CS	7/20/2020 7:51:53 AM	0.56	50
ZZZZZZ	7/20/2020 7:51:53 AM	0.56	50
ZZZZZZ	7/20/2020 7:51:53 AM	0.57	50
TAFBS-S-10CS	7/20/2020 7:51:53 AM	0.58	50
ZZZZZZ	7/20/2020 7:51:53 AM	0.58	50
ZZZZZZ	7/20/2020 7:51:53 AM	0.6	50
ZZZZZZ	7/20/2020 7:51:53 AM	0.61	50

FORM XIII  
ANALYSIS RUN LOG

Lab Name: RTI Laboratories, Inc.

Workorder No.: 2006518

Lab Code: GLEN01

Method: MS

Instrument ID: ICPMS4

Start Date: 7/16/2020 5:11 PM

End Date: 7/16/2020 7:38 PM

Client Sample No.	D/F	Time	Analytes																					
			A L	S B	A S	B A	B E	C D	C A	C O	C R	C U	F E	P B	M G	M N	H G	N I	K	S E	A G	N A	T L	V N
ICAL1	1	5:11 PM												X										
ICAL3	1	5:12 PM												X										
ICAL4	1	5:13 PM												X										
ICAL5	1	5:13 PM												X										
ICAL6	1	5:14 PM												X										
ICAL7	1	5:15 PM												X										
ICAL8	1	5:16 PM												X										
ICV-071620	1	5:16 PM												X										
ICB-071620	1	5:21 PM												X										
CRQL-071620	1	5:22 PM												X										
ICSA-071620	1	5:23 PM												X										
ICSAB-071620	1	5:24 PM												X										
MB-52038	10	5:26 PM												X										
LCS-52038	10	5:27 PM												X										
2007171-015A	10	5:29 PM												X										
2007171-015AMS	10	5:30 PM												X										
2007171-015AMSD	10	5:30 PM												X										
2007171-003A	10	5:31 PM												X										
2007171-008A	10	5:32 PM												X										
2007171-010A	10	5:33 PM												X										
2007171-011A	10	5:33 PM												X										
CCV-071620-1	1	5:35 PM												X										
CCB-071620-1	1	5:45 PM												X										
MB-51972	10	5:47 PM												X										

FORM XIII  
ANALYSIS RUN LOG

Lab Name: RTI Laboratories, Inc.

Workorder No.: 2006518

Lab Code: GLEN01

Method: MS

Instrument ID: ICPMS4

Start Date: 7/16/2020 5:11 PM

End Date: 7/16/2020 7:38 PM

Client Sample No.	D/F	Time	Analytes																									
			A L	S B	A S	B A	B E	C D	C A	C O	C R	C U	F E	P B	M G	M N	H G	N I	K	S E	A G	N A	T L	V	Z N	C N		
LCS-51972	10	5:48 PM												X														
2006454-001A	10	5:49 PM												X														
2006454-001AMS	10	5:50 PM												X														
2006454-001AMSD	10	5:50 PM												X														
2006454-001ASD	50	5:55 PM												X														
2006454-002A	10	5:56 PM												X														
2006454-003A	10	5:57 PM												X														
2006454-004A	10	5:58 PM												X														
2006454-005A	10	5:59 PM												X														
2006454-006A	10	5:59 PM												X														
2006454-007A	10	6:00 PM												X														
2006454-008A	10	6:01 PM												X														
2006454-009A	10	6:02 PM												X														
2006454-010A	10	6:03 PM												X														
CCV-071620-2	1	6:04 PM												X														
CCB-071620-2	1	6:06 PM												X														
2006454-011A	10	6:09 PM												X														
2006454-012A	10	6:10 PM												X														
2006454-013A	10	6:11 PM												X														
2006454-014A	10	6:12 PM												X														
2006454-015A	10	6:13 PM												X														
2006454-016A	10	6:14 PM												X														
2006454-017A	10	6:14 PM												X														
2006454-018A	10	6:15 PM												X														



FORM XIII  
ANALYSIS RUN LOG

Lab Name: RTI Laboratories, Inc.

Workorder No.: 2006518

Lab Code: GLEN01

Method: MS

Instrument ID: ICPMS4

Start Date: 7/16/2020 5:11 PM

End Date: 7/16/2020 7:38 PM

Client Sample No.	D/F	Time	Analytes																								
			A L	S B	A S	B A	B E	C D	C A	C O	C R	C U	F E	P B	M G	M N	H G	N I	K	S E	A G	N A	T L	V	Z N	C N	
2006454-019A	10	6:16 PM												X													
2006454-020A	10	6:17 PM												X													
CCV-071620-3	1	6:18 PM												X													
CCB-071620-3	1	6:19 PM												X													
MB-52061	10	6:28 PM												X													
LCS-52061	10	6:29 PM												X													
2006454-022A	10	6:30 PM												X													
2006454-022AMS	10	6:31 PM												X													
2006454-022AMSD	10	6:32 PM												X													
2006454-021A	10	6:33 PM												X													
2006454-023A	10	6:34 PM												X													
2006454-024A	10	6:35 PM												X													
2006454-025A	10	6:36 PM												X													
2006454-026A	10	6:37 PM												X													
2006454-027A	10	6:38 PM												X													
2006479-001A	10	6:39 PM												X													
2006479-002A	10	6:39 PM												X													
2006479-003A	10	6:40 PM												X													
CCV-071620-4	1	6:42 PM												X													
CCB-071620-4	1	6:44 PM												X													
2006479-004A	10	6:46 PM												X													
2006479-005A	10	6:47 PM												X													
2006479-006A	10	6:48 PM												X													
2006479-007A	10	6:49 PM												X													

FORM XIII  
ANALYSIS RUN LOG

Lab Name: RTI Laboratories, Inc.

Workorder No.: 2006518

Lab Code: GLEN01

Method: MS

Instrument ID: ICPMS4

Start Date: 7/16/2020 5:11 PM

End Date: 7/16/2020 7:38 PM

Client Sample No.	D/F	Time	Analytes																							
			A L	S B	A S	B A	B E	C D	C A	C O	C R	C U	F E	P B	M G	M N	H G	N I	K	S E	A G	N A	T L	V	Z N	C N
2006481-001A	10	6:50 PM												X												
2006481-002A	10	6:51 PM												X												
2006481-003A	10	6:51 PM												X												
2006481-004A	10	6:52 PM												X												
2006481-005A	10	6:53 PM												X												
2006481-006A	10	6:54 PM												X												
CCV-071620-5	1	6:59 PM												X												
CCB-071620-5	1	7:03 PM												X												
MB-52066	10	7:05 PM												X												
LCS-52066	10	7:05 PM												X												
2006518-001A	10	7:07 PM												X												
2006518-001AMS	10	7:08 PM												X												
2006518-001AMSD	10	7:09 PM												X												
2006518-001APDS	10	7:11 PM																								
2006481-007A	10	7:13 PM												X												
2006481-008A	10	7:14 PM												X												
2006481-009A	10	7:15 PM												X												
2006481-010A	10	7:16 PM												X												
2006481-011A	10	7:17 PM												X												
2006481-012A	10	7:18 PM												X												
2006481-013A	10	7:19 PM												X												
2006481-014A	10	7:20 PM												X												
2006481-015A	10	7:20 PM												X												
CCV-071620-6	1	7:22 PM												X												

FORM XIII  
ANALYSIS RUN LOG

Lab Name: RTI Laboratories, Inc.

Workorder No.: 2006518

Lab Code: GLEN01

Method: MS

Instrument ID: ICPMS4

Start Date: 7/16/2020 5:11 PM

End Date: 7/16/2020 7:38 PM

Client Sample No.	D/F	Time	Analytes																							
			A L	S B	A S	B A	B E	C D	C A	C O	C R	C U	F E	P B	M G	M N	H G	N I	K	S E	A G	N A	T L	V	Z N	C N
CCB-071620-6	1	7:23 PM												X												
2006481-016A	10	7:27 PM												X												
2006481-017A	10	7:27 PM												X												
2006481-018A	10	7:28 PM												X												
2006481-019A	10	7:29 PM												X												
2006481-020A	10	7:30 PM												X												
2006481-021A	10	7:31 PM												X												
2006481-022A	10	7:32 PM												X												
2006481-023A	10	7:33 PM												X												
2006481-024A	10	7:34 PM												X												
2006481-025A	10	7:34 PM												X												
CCV-071620-7	1	7:35 PM												X												
CCB-071620-7	1	7:36 PM												X												
QCS-071620-1	1	7:38 PM												X												

FORM XIII  
ANALYSIS RUN LOG

Lab Name: RTI Laboratories, Inc.

Workorder No.: 2006518

Lab Code: GLEN01

Method: MS

Instrument ID: ICPMS4

Start Date: 7/22/2020 12:46 PM

End Date: 7/22/2020 2:54 PM

Client Sample No.	D/F	Time	Analytes																							
			A L	S B	A S	B A	B E	C D	C A	C O	C R	C U	F E	P B	M G	M N	H G	N I	K	S E	A G	N A	T L	V	Z N	C N
2006518-009A	10	1:49 PM												X												
2006518-010A	10	1:50 PM												X												
2006518-011A	10	1:51 PM												X												
CCV-072220-1	1	1:52 PM												X												
CCB-072220-1	1	1:57 PM												X												
2006518-012A	10	1:58 PM												X												
2006518-013A	10	1:59 PM												X												
2006518-014A	10	2:00 PM												X												
2006518-015A	10	2:01 PM												X												
2006518-016A	10	2:01 PM												X												
2006518-017A	10	2:02 PM												X												
CCV-072220-2	1	2:04 PM												X												
CCB-072220-2	1	2:05 PM												X												
MB-52077	10	2:15 PM												X												
LCS-52077	10	2:16 PM												X												
2006583-010A	10	2:16 PM												X												
2006583-010AMS	10	2:17 PM												X												
2006583-010AMSD	10	2:18 PM												X												
2006583-010ASD	50	2:21 PM												X												
2006518-018A	10	2:23 PM												X												
2006518-019A	10	2:24 PM												X												
2006518-020A	10	2:25 PM												X												
2006518-021A	10	2:26 PM												X												
2006518-022A	10	2:27 PM												X												

FORM XIII  
ANALYSIS RUN LOG

Lab Name: RTI Laboratories, Inc.

Workorder No.: 2006518

Lab Code: GLEN01

Method: MS

Instrument ID: ICPMS4

Start Date: 7/22/2020 12:46 PM

End Date: 7/22/2020 2:54 PM

Client Sample No.	D/F	Time	Analytes																							
			A L	S B	A S	B A	B E	C D	C A	C O	C R	C U	F E	P B	M G	M N	H G	N I	K	S E	A G	N A	T L	V	Z N	C N
2006518-023A	10	2:28 PM												X												
2006518-024A	10	2:29 PM												X												
2006518-025A	10	2:30 PM												X												
2006518-026A	10	2:30 PM												X												
CCV-072220-3	1	2:37 PM												X												
CCB-072220-3	1	2:38 PM												X												
2006583-001A	10	2:39 PM												X												
2006583-002A	10	2:40 PM												X												
2006583-003A	10	2:41 PM												X												
2006583-004A	10	2:42 PM												X												
2006583-005A	10	2:43 PM												X												
2006583-006A	10	2:43 PM												X												
2006583-007A	10	2:44 PM												X												
2006583-008A	10	2:45 PM												X												
2006583-009A	10	2:46 PM												X												
CCV-072220-4	1	2:47 PM												X												
CCB-072220-4	1	2:48 PM												X												
2006259-012A	1000	2:50 PM												X												
2006330-015A	1000	2:51 PM												X												
CCV-072220-5	1	2:52 PM												X												
CCB-072220-5	1	2:54 PM												X												

## FORM XV

## ICPMS INTERNAL STANDARDS INTENSITY SUMMARY

Lab Name: RTI Laboratories, Inc.

Contract:

Lab Code: GLEN01ClientID: USA17

SAS No.:

SDG No.: 2006518Instrument ID: ICPMS4Start Date: 7/16/2020 5:11 PMEnd Date: 7/16/2020 7:38 PM

RunNo: 119517	Internal Standards %RI For:										
EPA Sample No.	Time	Germanium	Q	Indium	Q	Lithium-6	Q	Scandium	Q	Terbium	Q
ICAL1	5:11:37 PM	*	*	*	*	*	*	*	*	100	
ICAL3	5:12:22 PM	*	*	*	*	*	*	*	*	98.5	
ICAL4	5:13:08 PM	*	*	*	*	*	*	*	*	99.5	
ICAL5	5:13:53 PM	*	*	*	*	*	*	*	*	99.8	
ICAL6	5:14:39 PM	*	*	*	*	*	*	*	*	101	
ICAL7	5:15:24 PM	*	*	*	*	*	*	*	*	99.6	
ICAL8	5:16:09 PM	*	*	*	*	*	*	*	*	99.8	
ICV-071620	5:16:55 PM	*	*	*	*	*	*	*	*	101	
ICB-071620	5:21:22 PM	*	*	*	*	*	*	*	*	99.0	
CRQL-071620	5:22:58 PM	*	*	*	*	*	*	*	*	97.3	
ICSA-071620	5:23:59 PM	*	*	*	*	*	*	*	*	101	
ICSAB-071620	5:24:44 PM	*	*	*	*	*	*	*	*	104	
CCV-071620-1	5:35:34 PM	*	*	*	*	*	*	*	*	99.6	
CCB-071620-1	5:45:42 PM	*	*	*	*	*	*	*	*	98.1	
MB-51972	5:47:23 PM	*	*	*	*	*	*	*	*	102	
LCS-51972	5:48:15 PM	*	*	*	*	*	*	*	*	103	
2006454-001A	5:49:11 PM	*	*	*	*	*	*	*	*	103	
2006454-001AMS	5:50:04 PM	*	*	*	*	*	*	*	*	104	
2006454-001AMSD	5:50:56 PM	*	*	*	*	*	*	*	*	104	
2006454-001ASD	5:55:34 PM	*	*	*	*	*	*	*	*	101	
2006454-002A	5:56:30 PM	*	*	*	*	*	*	*	*	103	
2006454-003A	5:57:22 PM	*	*	*	*	*	*	*	*	105	
2006454-004A	5:58:14 PM	*	*	*	*	*	*	*	*	104	
2006454-005A	5:59:05 PM	*	*	*	*	*	*	*	*	103	
2006454-006A	5:59:57 PM	*	*	*	*	*	*	*	*	107	
2006454-007A	6:00:49 PM	*	*	*	*	*	*	*	*	107	
2006454-008A	6:01:41 PM	*	*	*	*	*	*	*	*	106	
2006454-009A	6:02:33 PM	*	*	*	*	*	*	*	*	107	
2006454-010A	6:03:25 PM	*	*	*	*	*	*	*	*	105	
CCV-071620-2	6:04:31 PM	*	*	*	*	*	*	*	*	103	
CCB-071620-2	6:06:20 PM	*	*	*	*	*	*	*	*	102	
2006454-011A	6:09:45 PM	*	*	*	*	*	*	*	*	104	
2006454-012A	6:10:37 PM	*	*	*	*	*	*	*	*	103	
2006454-013A	6:11:28 PM	*	*	*	*	*	*	*	*	103	
2006454-014A	6:12:20 PM	*	*	*	*	*	*	*	*	105	
2006454-015A	6:13:12 PM	*	*	*	*	*	*	*	*	104	
2006454-016A	6:14:03 PM	*	*	*	*	*	*	*	*	106	
2006454-017A	6:14:55 PM	*	*	*	*	*	*	*	*	105	
2006454-018A	6:15:46 PM	*	*	*	*	*	*	*	*	105	
2006454-019A	6:16:38 PM	*	*	*	*	*	*	*	*	104	
2006454-020A	6:17:29 PM	*	*	*	*	*	*	*	*	106	
CCV-071620-3	6:18:38 PM	*	*	*	*	*	*	*	*	104	
CCB-071620-3	6:19:33 PM	*	*	*	*	*	*	*	*	104	

R = RI value outside 60-125 Control Limits

\* = This Internal Standard not used for this analysis

EPA Sample No.	Time	Germanium	Q	Indium	Q	Lithium-6	Q	Scandium	Q	Terbium	Q
MB-52061	6:28:56 PM	*	*	*	*	*	*	*	*	104	
LCS-52061	6:29:48 PM	*	*	*	*	*	*	*	*	106	
2006454-022A	6:30:51 PM	*	*	*	*	*	*	*	*	103	
2006454-022AMS	6:31:43 PM	*	*	*	*	*	*	*	*	106	
2006454-022AMSD	6:32:34 PM	*	*	*	*	*	*	*	*	106	
2006454-021A	6:33:56 PM	*	*	*	*	*	*	*	*	105	
2006454-023A	6:34:47 PM	*	*	*	*	*	*	*	*	104	
2006454-024A	6:35:39 PM	*	*	*	*	*	*	*	*	108	
2006454-025A	6:36:31 PM	*	*	*	*	*	*	*	*	105	
2006454-026A	6:37:23 PM	*	*	*	*	*	*	*	*	107	
2006454-027A	6:38:13 PM	*	*	*	*	*	*	*	*	107	
2006479-001A	6:39:03 PM	*	*	*	*	*	*	*	*	106	
2006479-002A	6:39:55 PM	*	*	*	*	*	*	*	*	106	
2006479-003A	6:40:47 PM	*	*	*	*	*	*	*	*	107	
CCV-071620-4	6:42:26 PM	*	*	*	*	*	*	*	*	104	
CCB-071620-4	6:44:09 PM	*	*	*	*	*	*	*	*	101	
2006479-004A	6:46:47 PM	*	*	*	*	*	*	*	*	105	
2006479-005A	6:47:39 PM	*	*	*	*	*	*	*	*	106	
2006479-006A	6:48:31 PM	*	*	*	*	*	*	*	*	106	
2006479-007A	6:49:22 PM	*	*	*	*	*	*	*	*	103	
CCV-071620-5	6:59:22 PM	*	*	*	*	*	*	*	*	104	
CCB-071620-5	7:03:16 PM	*	*	*	*	*	*	*	*	102	
MB-52066	7:05:04 PM	*	*	*	*	*	*	*	*	106	
LCS-52066	7:05:57 PM	*	*	*	*	*	*	*	*	108	
2006518-001A	7:07:39 PM	*	*	*	*	*	*	*	*	103	
2006518-001AMS	7:08:31 PM	*	*	*	*	*	*	*	*	102	
2006518-001AMSD	7:09:23 PM	*	*	*	*	*	*	*	*	102	
2006518-001APDS	7:11:52 PM	*	*	*	*	*	*	*	*	101	
CCV-071620-6	7:22:20 PM	*	*	*	*	*	*	*	*	99.9	
CCB-071620-6	7:23:41 PM	*	*	*	*	*	*	*	*	99.4	
CCV-071620-7	7:35:58 PM	*	*	*	*	*	*	*	*	103	
CCB-071620-7	7:36:54 PM	*	*	*	*	*	*	*	*	101	
QCS-071620-1	7:38:00 PM	*	*	*	*	*	*	*	*	98.9	

R = RI value outside 60-125 Control Limits  
 \* =This Internal Standard not used for this analysis

## FORM XV

## ICPMS INTERNAL STANDARDS INTENSITY SUMMARY

Lab Name: RTI Laboratories, Inc.

Contract:

Lab Code: GLEN01ClientID: USA17

SAS No.:

SDG No.: 2006518Instrument ID: ICPMS4Start Date: 7/22/2020 12:46 PMEnd Date: 7/22/2020 2:54 PM

RunNo: 119627	Internal Standards %RI For:										
EPA Sample No.	Time	Germanium	Q	Indium	Q	Lithium-6	Q	Scandium	Q	Terbium	Q
ICAL1	12:46:18 PM	*	*	*	*	*	*	*	*	100	
ICAL3	12:47:10 PM	*	*	*	*	*	*	*	*	102	
ICAL4	12:48:02 PM	*	*	*	*	*	*	*	*	101	
ICAL5	12:48:55 PM	*	*	*	*	*	*	*	*	101	
ICAL6	12:49:47 PM	*	*	*	*	*	*	*	*	101	
ICAL7	12:50:39 PM	*	*	*	*	*	*	*	*	101	
ICAL8	12:51:31 PM	*	*	*	*	*	*	*	*	101	
ICV-072220	12:52:24 PM	*	*	*	*	*	*	*	*	102	
ICB-072220	12:57:09 PM	*	*	*	*	*	*	*	*	100	
CRQL-072220	12:59:07 PM	*	*	*	*	*	*	*	*	101	
ICSA-072220	1:00:04 PM	*	*	*	*	*	*	*	*	100	
ICSAB-072220	1:00:57 PM	*	*	*	*	*	*	*	*	101	
MB-52072	1:36:12 PM	*	*	*	*	*	*	*	*	101	
LCS-52072	1:37:04 PM	*	*	*	*	*	*	*	*	101	
2006518-004A	1:37:56 PM	*	*	*	*	*	*	*	*	99.1	
2006518-004AMS	1:38:48 PM	*	*	*	*	*	*	*	*	100	
2006518-004AMSD	1:39:40 PM	*	*	*	*	*	*	*	*	101	
2006518-004ASD	1:43:40 PM	*	*	*	*	*	*	*	*	99.3	
2006518-002A	1:44:46 PM	*	*	*	*	*	*	*	*	101	
2006518-003A	1:45:38 PM	*	*	*	*	*	*	*	*	103	
2006518-005A	1:46:30 PM	*	*	*	*	*	*	*	*	99.0	
2006518-006A	1:47:22 PM	*	*	*	*	*	*	*	*	99.4	
2006518-007A	1:48:13 PM	*	*	*	*	*	*	*	*	100	
2006518-008A	1:49:05 PM	*	*	*	*	*	*	*	*	99.9	
2006518-009A	1:49:56 PM	*	*	*	*	*	*	*	*	101	
2006518-010A	1:50:48 PM	*	*	*	*	*	*	*	*	97.6	
2006518-011A	1:51:41 PM	*	*	*	*	*	*	*	*	99.2	
CCV-072220-1	1:52:46 PM	*	*	*	*	*	*	*	*	101	
CCB-072220-1	1:57:12 PM	*	*	*	*	*	*	*	*	98.1	
2006518-012A	1:58:25 PM	*	*	*	*	*	*	*	*	98.7	
2006518-013A	1:59:17 PM	*	*	*	*	*	*	*	*	102	
2006518-014A	2:00:09 PM	*	*	*	*	*	*	*	*	101	
2006518-015A	2:01:01 PM	*	*	*	*	*	*	*	*	102	
2006518-016A	2:01:52 PM	*	*	*	*	*	*	*	*	101	
2006518-017A	2:02:44 PM	*	*	*	*	*	*	*	*	103	
CCV-072220-2	2:04:33 PM	*	*	*	*	*	*	*	*	97.5	
CCB-072220-2	2:05:25 PM	*	*	*	*	*	*	*	*	98.5	
MB-52077	2:15:10 PM	*	*	*	*	*	*	*	*	103	
LCS-52077	2:16:02 PM	*	*	*	*	*	*	*	*	102	
2006583-010A	2:16:54 PM	*	*	*	*	*	*	*	*	100	
2006583-010AMS	2:17:46 PM	*	*	*	*	*	*	*	*	102	
2006583-010AMSD	2:18:38 PM	*	*	*	*	*	*	*	*	101	
2006583-010ASD	2:21:09 PM	*	*	*	*	*	*	*	*	96.5	

R = RI value outside 60-125 Control Limits

\* = This Internal Standard not used for this analysis



EPA Sample No.	Time	Germanium	Q	Indium	Q	Lithium-6	Q	Scandium	Q	Terbium	Q
2006518-018A	2:23:58 PM	*	*	*	*	*	*	*	*	101	
2006518-019A	2:24:50 PM	*	*	*	*	*	*	*	*	101	
2006518-020A	2:25:42 PM	*	*	*	*	*	*	*	*	99.7	
2006518-021A	2:26:34 PM	*	*	*	*	*	*	*	*	99.4	
2006518-022A	2:27:25 PM	*	*	*	*	*	*	*	*	102	
2006518-023A	2:28:17 PM	*	*	*	*	*	*	*	*	102	
2006518-024A	2:29:08 PM	*	*	*	*	*	*	*	*	101	
2006518-025A	2:30:00 PM	*	*	*	*	*	*	*	*	104	
2006518-026A	2:30:52 PM	*	*	*	*	*	*	*	*	99.6	
CCV-072220-3	2:37:32 PM	*	*	*	*	*	*	*	*	96.3	
CCB-072220-3	2:38:25 PM	*	*	*	*	*	*	*	*	95.4	
2006583-001A	2:39:35 PM	*	*	*	*	*	*	*	*	99.6	
2006583-002A	2:40:27 PM	*	*	*	*	*	*	*	*	99.9	
2006583-003A	2:41:19 PM	*	*	*	*	*	*	*	*	96.4	
2006583-004A	2:42:11 PM	*	*	*	*	*	*	*	*	98.5	
2006583-005A	2:43:03 PM	*	*	*	*	*	*	*	*	99.0	
2006583-006A	2:43:54 PM	*	*	*	*	*	*	*	*	98.4	
2006583-007A	2:44:46 PM	*	*	*	*	*	*	*	*	97.6	
2006583-008A	2:45:37 PM	*	*	*	*	*	*	*	*	96.5	
2006583-009A	2:46:29 PM	*	*	*	*	*	*	*	*	99.6	
CCV-072220-4	2:47:35 PM	*	*	*	*	*	*	*	*	97.2	
CCB-072220-4	2:48:27 PM	*	*	*	*	*	*	*	*	97.9	
CCV-072220-5	2:52:17 PM	*	*	*	*	*	*	*	*	97.3	
CCB-072220-5	2:54:10 PM	*	*	*	*	*	*	*	*	99.3	

R = RI value outside 60-125 Control Limits  
 \* =This Internal Standard not used for this analysis

SEQ	SAMP TYPE	SAMP	DATE/TIME	METHOD	DIL
1		ICAL1	07/16/20 05:11 PM	ked epa6020 pb only.mth	
2		ICAL3	07/16/20 05:12 PM	ked epa6020 pb only.mth	
3		ICAL4	07/16/20 05:13 PM	ked epa6020 pb only.mth	
4		ICAL5	07/16/20 05:13 PM	ked epa6020 pb only.mth	
5		ICAL6	07/16/20 05:14 PM	ked epa6020 pb only.mth	
6		ICAL7	07/16/20 05:15 PM	ked epa6020 pb only.mth	
7		ICAL8	07/16/20 05:16 PM	ked epa6020 pb only.mth	
8	SW_6020A,ICV	ICV-071620	07/16/20 05:16 PM	ked epa6020 pb only.mth	
9	SW_6020A,ICB	ICB-071620	07/16/20 05:21 PM	ked epa6020 pb only.mth	
10	SW_6020A,CRQL	CRQL-071620	07/16/20 05:22 PM	ked epa6020 pb only.mth	
11	SW_6020A,ICSA	ICSA-071620	07/16/20 05:23 PM	ked epa6020 pb only.mth	
12	SW_6020A,ICSAB	ICSAB-071620	07/16/20 05:24 PM	ked epa6020 pb only.mth	
13	SW_6020A,MBLK	MB-52038	07/16/20 05:26 PM	ked epa6020 pb only.mth	X10
14	SW_6020A,LCS	LCS-52038	07/16/20 05:27 PM	ked epa6020 pb only.mth	X10
15	SW_6020A,SAMP	2007171-015A	07/16/20 05:29 PM	ked epa6020 pb only.mth	X10
16	SW_6020A,MS	2007171-015AMS	07/16/20 05:30 PM	ked epa6020 pb only.mth	X10
17	SW_6020A,MSD	2007171-015AMSD	07/16/20 05:30 PM	ked epa6020 pb only.mth	X10
18	SW_6020A,SAMP	2007171-003A	07/16/20 05:31 PM	ked epa6020 pb only.mth	X10
19	SW_6020A,SAMP	2007171-008A	07/16/20 05:32 PM	ked epa6020 pb only.mth	X10
20	SW_6020A,SAMP	2007171-010A	07/16/20 05:33 PM	ked epa6020 pb only.mth	X10
21	SW_6020A,SAMP	2007171-011A	07/16/20 05:33 PM	ked epa6020 pb only.mth	X10
22	SW_6020A,CCV	CCV-071620-1	07/16/20 05:35 PM	ked epa6020 pb only.mth	
23	SW_6020A,CCB	CCB-071620-1	07/16/20 05:45 PM	ked epa6020 pb only.mth	
24	SW_6020S,MBLK	MB-51972	07/16/20 05:47 PM	ked epa6020 pb only.mth	X10
25	SW_6020S,LCS	LCS-51972	07/16/20 05:48 PM	ked epa6020 pb only.mth	X10
26	SW_6020S,SAMP	2006454-001A	07/16/20 05:49 PM	ked epa6020 pb only.mth	X10
27	SW_6020S,MS	2006454-001AMS	07/16/20 05:50 PM	ked epa6020 pb only.mth	X10
28	SW_6020S,MSD	2006454-001AMSD	07/16/20 05:50 PM	ked epa6020 pb only.mth	X10
29	SW_6020S,SD	2006454-001ASD	07/16/20 05:55 PM	ked epa6020 pb only.mth	X50
30	SW_6020S,SAMP	2006454-002A	07/16/20 05:56 PM	ked epa6020 pb only.mth	X10
31	SW_6020S,SAMP	2006454-003A	07/16/20 05:57 PM	ked epa6020 pb only.mth	X10
32	SW_6020S,SAMP	2006454-004A	07/16/20 05:58 PM	ked epa6020 pb only.mth	X10
33	SW_6020S,SAMP	2006454-005A	07/16/20 05:59 PM	ked epa6020 pb only.mth	X10
34	SW_6020S,SAMP	2006454-006A	07/16/20 05:59 PM	ked epa6020 pb only.mth	X10
35	SW_6020S,SAMP	2006454-007A	07/16/20 06:00 PM	ked epa6020 pb only.mth	X10
36	SW_6020S,SAMP	2006454-008A	07/16/20 06:01 PM	ked epa6020 pb only.mth	X10
37	SW_6020S,SAMP	2006454-009A	07/16/20 06:02 PM	ked epa6020 pb only.mth	X10
38	SW_6020S,SAMP	2006454-010A	07/16/20 06:03 PM	ked epa6020 pb only.mth	X10
39	SW_6020A,CCV	CCV-071620-2	07/16/20 06:04 PM	ked epa6020 pb only.mth	
40	SW_6020A,CCB	CCB-071620-2	07/16/20 06:06 PM	ked epa6020 pb only.mth	
41	SW_6020S,SAMP	2006454-011A	07/16/20 06:09 PM	ked epa6020 pb only.mth	X10
42	SW_6020S,SAMP	2006454-012A	07/16/20 06:10 PM	ked epa6020 pb only.mth	X10
43	SW_6020S,SAMP	2006454-013A	07/16/20 06:11 PM	ked epa6020 pb only.mth	X10
44	SW_6020S,SAMP	2006454-014A	07/16/20 06:12 PM	ked epa6020 pb only.mth	X10
45	SW_6020S,SAMP	2006454-015A	07/16/20 06:13 PM	ked epa6020 pb only.mth	X10

46	SW_6020S,SAMP	2006454-016A	07/16/20 06:14 PM	ked epa6020 pb only.mth	X10
47	SW_6020S,SAMP	2006454-017A	07/16/20 06:14 PM	ked epa6020 pb only.mth	X10
48	SW_6020S,SAMP	2006454-018A	07/16/20 06:15 PM	ked epa6020 pb only.mth	X10
49	SW_6020S,SAMP	2006454-019A	07/16/20 06:16 PM	ked epa6020 pb only.mth	X10
50	SW_6020S,SAMP	2006454-020A	07/16/20 06:17 PM	ked epa6020 pb only.mth	X10
51	SW_6020A,CCV	CCV-071620-3	07/16/20 06:18 PM	ked epa6020 pb only.mth	
52	SW_6020A,CCB	CCB-071620-3	07/16/20 06:19 PM	ked epa6020 pb only.mth	
53	SW_6020S,MBLK	MB-52061	07/16/20 06:28 PM	ked epa6020 pb only.mth	X10
54	SW_6020S,LCS	LCS-52061	07/16/20 06:29 PM	ked epa6020 pb only.mth	X10
55	SW_6020S,SAMP	2006454-022A	07/16/20 06:30 PM	ked epa6020 pb only.mth	X10
56	SW_6020S,MS	2006454-022AMS	07/16/20 06:31 PM	ked epa6020 pb only.mth	X10
57	SW_6020S,MSD	2006454-022AMSD	07/16/20 06:32 PM	ked epa6020 pb only.mth	X10
58	SW_6020S,SAMP	2006454-021A	07/16/20 06:33 PM	ked epa6020 pb only.mth	X10
59	SW_6020S,SAMP	2006454-023A	07/16/20 06:34 PM	ked epa6020 pb only.mth	X10
60	SW_6020S,SAMP	2006454-024A	07/16/20 06:35 PM	ked epa6020 pb only.mth	X10
61	SW_6020S,SAMP	2006454-025A	07/16/20 06:36 PM	ked epa6020 pb only.mth	X10
62	SW_6020S,SAMP	2006454-026A	07/16/20 06:37 PM	ked epa6020 pb only.mth	X10
63	SW_6020S,SAMP	2006454-027A	07/16/20 06:38 PM	ked epa6020 pb only.mth	X10
64	SW_6020S,SAMP	2006479-001A	07/16/20 06:39 PM	ked epa6020 pb only.mth	X10
65	SW_6020S,SAMP	2006479-002A	07/16/20 06:39 PM	ked epa6020 pb only.mth	X10
66	SW_6020S,SAMP	2006479-003A	07/16/20 06:40 PM	ked epa6020 pb only.mth	X10
67	SW_6020A,CCV	CCV-071620-4	07/16/20 06:42 PM	ked epa6020 pb only.mth	
68	SW_6020A,CCB	CCB-071620-4	07/16/20 06:44 PM	ked epa6020 pb only.mth	
69	SW_6020S,SAMP	2006479-004A	07/16/20 06:46 PM	ked epa6020 pb only.mth	X10
70	SW_6020S,SAMP	2006479-005A	07/16/20 06:47 PM	ked epa6020 pb only.mth	X10
71	SW_6020S,SAMP	2006479-006A	07/16/20 06:48 PM	ked epa6020 pb only.mth	X10
72	SW_6020S,SAMP	2006479-007A	07/16/20 06:49 PM	ked epa6020 pb only.mth	X10
73	SW_6020S,SAMP	2006481-001A	07/16/20 06:50 PM	ked epa6020 pb only.mth	X10
74	SW_6020S,SAMP	2006481-002A	07/16/20 06:51 PM	ked epa6020 pb only.mth	X10
75	SW_6020S,SAMP	2006481-003A	07/16/20 06:51 PM	ked epa6020 pb only.mth	X10
76	SW_6020S,SAMP	2006481-004A	07/16/20 06:52 PM	ked epa6020 pb only.mth	X10
77	SW_6020S,SAMP	2006481-005A	07/16/20 06:53 PM	ked epa6020 pb only.mth	X10
78	SW_6020S,SAMP	2006481-006A	07/16/20 06:54 PM	ked epa6020 pb only.mth	X10
79	SW_6020A,CCV	CCV-071620-5	07/16/20 06:59 PM	ked epa6020 pb only.mth	
80	SW_6020A,CCB	CCB-071620-5	07/16/20 07:03 PM	ked epa6020 pb only.mth	
81	SW_6020S,MBLK	MB-52066	07/16/20 07:05 PM	ked epa6020 pb only.mth	X10
82	SW_6020S,LCS	LCS-52066	07/16/20 07:05 PM	ked epa6020 pb only.mth	X10
83	SW_6020S,SAMP	2006518-001A	07/16/20 07:07 PM	ked epa6020 pb only.mth	X10
84	SW_6020S,MS	2006518-001AMS	07/16/20 07:08 PM	ked epa6020 pb only.mth	X10
85	SW_6020S,MSD	2006518-001AMSD	07/16/20 07:09 PM	ked epa6020 pb only.mth	X10
86	SW_6020S,PDS	2006518-001APDS	07/16/20 07:11 PM	ked epa6020 pb only.mth	X10
87	SW_6020S,SAMP	2006481-007A	07/16/20 07:13 PM	ked epa6020 pb only.mth	X10
88	SW_6020S,SAMP	2006481-008A	07/16/20 07:14 PM	ked epa6020 pb only.mth	X10
89	SW_6020S,SAMP	2006481-009A	07/16/20 07:15 PM	ked epa6020 pb only.mth	X10
90	SW_6020S,SAMP	2006481-010A	07/16/20 07:16 PM	ked epa6020 pb only.mth	X10
91	SW_6020S,SAMP	2006481-011A	07/16/20 07:17 PM	ked epa6020 pb only.mth	X10

Sheet1

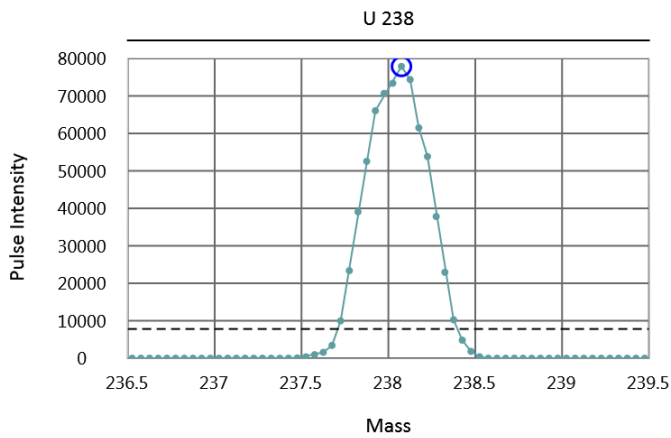
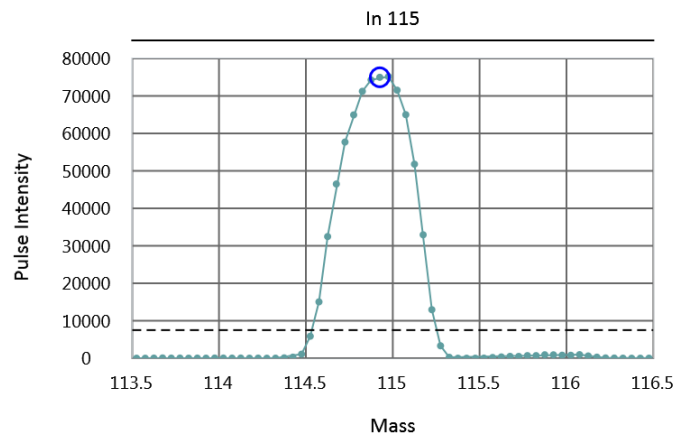
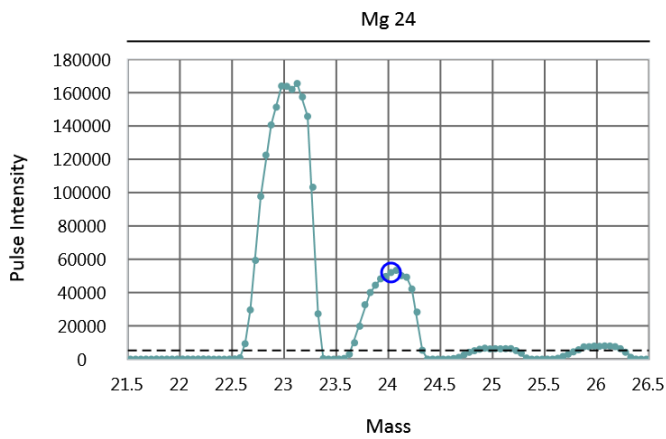
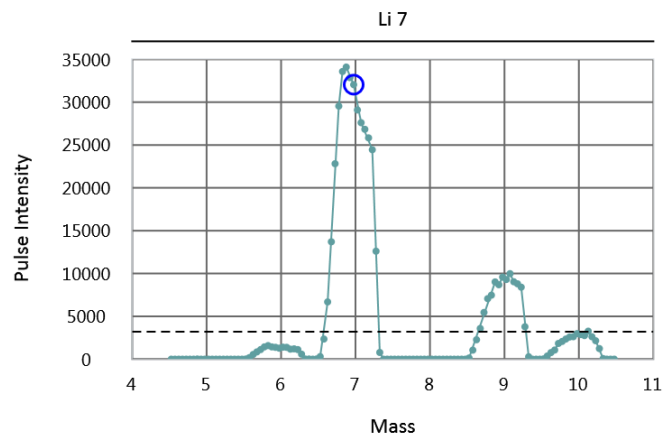
92	SW_6020S,SAMP	2006481-012A	07/16/20 07:18 PM	ked epa6020 pb only.mth	X10
93	SW_6020S,SAMP	2006481-013A	07/16/20 07:19 PM	ked epa6020 pb only.mth	X10
94	SW_6020S,SAMP	2006481-014A	07/16/20 07:20 PM	ked epa6020 pb only.mth	X10
95	SW_6020S,SAMP	2006481-015A	07/16/20 07:20 PM	ked epa6020 pb only.mth	X10
96	SW_6020A,CCV	CCV-071620-6	07/16/20 07:22 PM	ked epa6020 pb only.mth	
97	SW_6020A,CCB	CCB-071620-6	07/16/20 07:23 PM	ked epa6020 pb only.mth	
98	SW_6020S,SAMP	2006481-016A	07/16/20 07:27 PM	ked epa6020 pb only.mth	X10
99	SW_6020S,SAMP	2006481-017A	07/16/20 07:27 PM	ked epa6020 pb only.mth	X10
100	SW_6020S,SAMP	2006481-018A	07/16/20 07:28 PM	ked epa6020 pb only.mth	X10
101	SW_6020S,SAMP	2006481-019A	07/16/20 07:29 PM	ked epa6020 pb only.mth	X10
102	SW_6020S,SAMP	2006481-020A	07/16/20 07:30 PM	ked epa6020 pb only.mth	X10
103	SW_6020S,SAMP	2006481-021A	07/16/20 07:31 PM	ked epa6020 pb only.mth	X10
104	SW_6020S,SAMP	2006481-022A	07/16/20 07:32 PM	ked epa6020 pb only.mth	X10
105	SW_6020S,SAMP	2006481-023A	07/16/20 07:33 PM	ked epa6020 pb only.mth	X10
106	SW_6020S,SAMP	2006481-024A	07/16/20 07:34 PM	ked epa6020 pb only.mth	X10
107	SW_6020S,SAMP	2006481-025A	07/16/20 07:34 PM	ked epa6020 pb only.mth	X10
108	SW_6020A,CCV	CCV-071620-7	07/16/20 07:35 PM	ked epa6020 pb only.mth	
109	SW_6020A,CCB	CCB-071620-7	07/16/20 07:36 PM	ked epa6020 pb only.mth	
110	SW_6020A,QCS	QCS-071620-1	07/16/20 07:38 PM	ked epa6020 pb only.mth	

Sample Id	Calibration Curves	Slope	Intercept	Correlation Coefficient
Acquisition Time	07/16/2020 17:16:09			
Pb 208		0.02971	0.00009	0.99988

Mass Calibration and Resolution - [Passed] Optimum value(s): N/A  
Target/Obtained mass (7.016/6.975), Target/Obtained resolution (0.7/0.730)  
Target/Obtained mass (23.985/24.025), Target/Obtained resolution (0.7/0.685)  
Target/Obtained mass (114.904/114.925), Target/Obtained resolution (0.7/0.719)  
Target/Obtained mass (238.05/238.075), Target/Obtained resolution (0.7/0.689)

Acq. Date/Time: 07/16/2020 16:38:12  
Sent to file: C:\Users\Public\Documents\PerkinElmer Syngistix\ICPMS\MassCal\Default.tun

Analyte	Exact Mass	Meas. Mass	Mass DAC	Res DAC	Meas. Peak Width	Custom Res
Li	7.016	6.975	1232	2064	0.730	
Mg	23.985	24.025	4616	2068	0.685	
In	114.904	114.925	22790	2072	0.719	
U	238.05	238.075	47420	2073	0.689	



## Performance Check Report

### Sample ID: [STD] Performance Check

Sample Date/Time: Thursday, July 16, 2020 16:39:25

Sample Description:

Method File: C:\Users\Public\Documents\PerkinElmer Syngistix\ICPMS\Method\STD Performance Check.mth

Dataset File: C:\Users\Public\Documents\PerkinElmer Syngistix\ICPMS\DataSet\OPTIMIZE 2020\[STD] Performance Check.379

MassCal File: C:\Users\Public\Documents\PerkinElmer Syngistix\ICPMS\MassCal\Default.tun

Conditions File: C:\Users\Public\Documents\PerkinElmer Syngistix\ICPMS\Conditions\Default.dac

Dual Detector Mode: Pulse

Acq. Dead Time (ns): 35

Current Dead Time (ns): 35

Torch Z position (mm): 0.00

## Replicates

### Replicate 1

Analyte	Mass	Meas. Intensity
Be	9	9975.148
In	115	77071.676
U	238	79165.411
CeO	156	1685.099
Ce	140	83054.733
Ce++	70	1149.046
Bkgd	220	0.833

### Replicate 2

Analyte	Mass	Meas. Intensity
Be	9	9845.391
In	115	76998.952
U	238	79748.977
CeO	156	1805.781
Ce	140	83270.651
Ce++	70	1145.046
Bkgd	220	1.000

### Replicate 3

Analyte	Mass	Meas. Intensity
Be	9	9833.050
In	115	77534.168
U	238	79647.413
CeO	156	1763.776
Ce	140	83372.241
Ce++	70	1169.381
Bkgd	220	0.500

### Replicate 4

Analyte	Mass	Meas. Intensity
Be	9	9768.005
In	115	76864.899
U	238	79483.168
CeO	156	1727.438
Ce	140	83186.832
Ce++	70	1153.713
Bkgd	220	1.000

### Replicate 5

Analyte	Mass	Meas. Intensity
Be	9	9680.612
In	115	76176.560
U	238	79232.113
CeO	156	1679.432
Ce	140	82622.907
Ce++	70	1120.377
Bkgd	220	0.667

Sample ID: [STD] Performance Check

Report Date/Time: Thursday, July 16, 2020 16:41:29

Page 1

## Summary

Analyte	Mass	Meas. Intens. Mean	Net Intens. Mean	Net Intens. SD	Net Intens. RSD	Mode
Be	9.0	9820.4	9820.441	108.417	1.1	Standard
In	114.9	76929.3	76929.251	490.345	0.6	Standard
U	238.1	79455.4	79455.416	253.859	0.3	Standard
[ CeO	155.9	1732.3	0.021	0.001	2.8	Standard
> Ce	139.9	83101.5	83101.473	291.733	0.4	Standard
[ Ce++	70.0	1147.5	0.014	0.000	1.2	Standard
Bkgd	220.0	0.8	0.800	0.217	27.2	Standard

## Current Conditions File Data

Current Value	Description
0.73	Standard - Nebulizer Gas Flow STD/KED [NEB]
1.20	Standard - Auxiliary Gas Flow
16.50	Standard - Plasma Gas Flow
-13.00	Standard - Deflector Voltage
1600.00	Standard - ICP RF Power
-1750.00	Standard - Analog Stage Voltage
950.00	Standard - Pulse Stage Voltage
-4.00	Standard - Quadrupole Rod Offset STD [QRO]
-4.00	Standard - Cell Rod Offset STD [CRO]
12.00	Standard - Discriminator Threshold
-4.00	Standard - Cell Entrance/Exit Voltage STD
-12.00	Helium KED - KED Mode QRO
-16.50	Helium KED - KED Mode CRO
-8.00	Helium KED - KED Mode Cell Entrance Voltage
-22.00	Helium KED - KED Mode Cell Exit Voltage
475.00	Helium KED - KED Mode Axial Field Voltage
0.00	Helium KED - KED RPa
0.25	Helium KED - KED RPq
4.20	Helium KED - Cell Gas A



## Method 200.8 - Summary Report

### Sample ID: ICAL1

Sample Date/Time: Thursday, July 16, 2020 17:11:37

Sample Type: Blank

Sample Description:

Number of Replicates: 3

Batch ID: SW\_6020A,ICAL1

Method File: C:\Users\Public\Documents\PerkinElmer Syngistix\ICPMS\Method\epa 6020 ked\2019\ked epa6020 pb only.mth

Dataset File: C:\Users\Public\Documents\PerkinElmer Syngistix\ICPMS\DataSet\071620\ICAL1.001

### Summary

#### Concentration Results

Analyte	Mass	Meas. Intens.	Mean	Meas. Intens. RSD	Net Intens. Mean	Conc. Mean	Conc. RSD	Sample Unit
Kr	84		1085.898	6.162				ug/L
Tb	159		648535.685	2.079				ug/L
Pb	208		106.945	22.154				ug/L

### QC Calculated Values

Analyte		MASS	Int Std % Recovery
[> L	Kr	84	
	Tb	159	
	Pb	208	

### QC Out of Limits

Analyte	Mass	Out of Limits Message
---------	------	-----------------------

## Method 200.8 - Summary Report

### Sample ID: ICAL3

Sample Date/Time: Thursday, July 16, 2020 17:12:22

Sample Type: Standard

Sample Description:

Number of Replicates: 3

Batch ID: SW\_6020A,ICAL3

Method File: C:\Users\Public\Documents\PerkinElmer Syngistix\ICPMS\Method\epa 6020 ked\2019\ked epa6020 pb only.mth

Dataset File: C:\Users\Public\Documents\PerkinElmer Syngistix\ICPMS\DataSet\071620\ICAL3.002

### Summary

#### Concentration Results

Analyte Mass		Meas. Intens. Mean	Meas. Intens. RSD	Net Intens. Mean	Conc. Mean	Conc. RSD	Sample Unit
[> L]	Kr	84	1194.004	1.785	108.106	-42.913	19.7 ug/L
	Tb	159	638541.805	2.730	638541.805		ug/L
	Pb	208	3955.772	4.148	0.006	0.200	3.8 ug/L

### QC Calculated Values

Analyte		MASS	Int Std % Recovery
Kr		84	
[>	Tb	159	
[	Pb	208	

### QC Out of Limits

Analyte	Mass	Out of Limits Message
---------	------	-----------------------

## Method 200.8 - Summary Report

### Sample ID: ICAL4

Sample Date/Time: Thursday, July 16, 2020 17:13:08

Sample Type: Standard

Sample Description:

Number of Replicates: 3

Batch ID: SW\_6020A,ICAL4

Method File: C:\Users\Public\Documents\PerkinElmer Syngistix\ICPMS\Method\epa 6020 ked\2019\ked epa6020 pb only.mth

Dataset File: C:\Users\Public\Documents\PerkinElmer Syngistix\ICPMS\DataSet\071620\ICAL4.003

### Summary

#### Concentration Results

Analyte Mass		Meas. Intens. Mean	Meas. Intens. RSD	Net Intens. Mean	Conc. Mean	Conc. RSD	Sample Unit
[> L]	Kr	84	1221.695	1.769	135.797	-53.905	15.9 ug/L
	Tb	159	645255.052	1.374	645255.052		ug/L
	Pb	208	98858.247	0.463	0.153	5.148	1.7 ug/L

### QC Calculated Values

Analyte		MASS	Int Std % Recovery
[> L	Kr	84	
	Tb	159	
	Pb	208	

### QC Out of Limits

Analyte	Mass	Out of Limits Message
---------	------	-----------------------

## Method 200.8 - Summary Report

### Sample ID: ICAL5

Sample Date/Time: Thursday, July 16, 2020 17:13:53

Sample Type: Standard

Sample Description:

Number of Replicates: 3

Batch ID: SW\_6020A,ICAL5

Method File: C:\Users\Public\Documents\PerkinElmer Syngistix\ICPMS\Method\epa 6020 ked\2019\ked epa6020 pb only.mth

Dataset File: C:\Users\Public\Documents\PerkinElmer Syngistix\ICPMS\DataSet\071620\ICAL5.004

### Summary

#### Concentration Results

Analyte Mass		Meas. Intens. Mean	Meas. Intens. RSD	Net Intens. Mean	Conc. Mean	Conc. RSD	Sample Unit	
[> 	Kr	84	1291.379	7.768	205.481	-81.567	48.8	ug/L
	Tb	159	647338.031	3.565	647338.031			ug/L
	Pb	208	191976.728	2.392	0.296	9.974	1.2	ug/L

### QC Calculated Values

Analyte		MASS	Int Std % Recovery
[> L	Kr	84	
	Tb	159	
	Pb	208	

### QC Out of Limits

Analyte	Mass	Out of Limits Message
---------	------	-----------------------



## Method 200.8 - Summary Report

### Sample ID: ICAL6

Sample Date/Time: Thursday, July 16, 2020 17:14:39

Sample Type: Standard

Sample Description:

Number of Replicates: 3

Batch ID: SW\_6020A,ICAL6

Method File: C:\Users\Public\Documents\PerkinElmer Syngistix\ICPMS\Method\epa 6020 ked\2019\ked epa6020 pb only.mth

Dataset File: C:\Users\Public\Documents\PerkinElmer Syngistix\ICPMS\DataSet\071620\ICAL6.005

### Summary

#### Concentration Results

Analyte Mass		Meas. Intens. Mean	Meas. Intens. RSD	Net Intens. Mean	Conc. Mean	Conc. RSD	Sample Unit
[> [	Kr	84	1107.364	3.955	21.466	-8.521	204.0 ug/L
	Tb	159	652322.916	1.982	652322.916		ug/L
	Pb	208	385376.711	0.305	0.591	19.879	2.2 ug/L

### QC Calculated Values

Analyte		MASS	Int Std % Recovery
[> L	Kr	84	
	Tb	159	
	Pb	208	

### QC Out of Limits

Analyte	Mass	Out of Limits Message
---------	------	-----------------------

## Method 200.8 - Summary Report

### Sample ID: ICAL7

Sample Date/Time: Thursday, July 16, 2020 17:15:24

Sample Type: Standard

Sample Description:

Number of Replicates: 3

Batch ID: SW\_6020A,ICAL7

Method File: C:\Users\Public\Documents\PerkinElmer Syngistix\ICPMS\Method\epa 6020 ked\2019\ked epa6020 pb only.mth

Dataset File: C:\Users\Public\Documents\PerkinElmer Syngistix\ICPMS\DataSet\071620\ICAL7.006

### Summary

#### Concentration Results

Analyte Mass		Meas. Intens. Mean	Meas. Intens. RSD	Net Intens. Mean	Conc. Mean	Conc. RSD	Sample Unit
[> [	Kr	84	1109.593	9.455	23.695	-9.406	442.7 ug/L
	Tb	159	645657.523	2.578	645657.523		ug/L
	Pb	208	951044.529	1.512	1.473	49.572	1.4 ug/L

### QC Calculated Values

Analyte		MASS	Int Std % Recovery
[> L	Kr	84	
	Tb	159	
	Pb	208	

### QC Out of Limits

Analyte	Mass	Out of Limits Message
---------	------	-----------------------

## Method 200.8 - Summary Report

### Sample ID: ICAL8

Sample Date/Time: Thursday, July 16, 2020 17:16:09

Sample Type: Standard

Sample Description:

Number of Replicates: 3

Batch ID: SW\_6020A,ICAL8

Method File: C:\Users\Public\Documents\PerkinElmer Syngistix\ICPMS\Method\epa 6020 ked\2019\ked epa6020 pb only.mth

Dataset File: C:\Users\Public\Documents\PerkinElmer Syngistix\ICPMS\DataSet\071620\ICAL8.007

### Summary

#### Concentration Results

	Analyte	Mass	Meas. Intens.	Mean	Meas. Intens. RSD	Net Intens. Mean	Conc. Mean	Conc. RSD	Sample Unit
	Kr	84		714.080	17.291	-371.818	147.595	33.2	ug/L
[>	Tb	159		647219.561	1.105	647219.561			ug/L
[	Pb	208		1901453.635	0.912	2.938	98.862	0.3	ug/L

### QC Calculated Values

Analyte		MASS	Int Std % Recovery
[> L	Kr	84	
	Tb	159	
	Pb	208	

### QC Out of Limits

Analyte	Mass	Out of Limits Message
Kr	84	

## Method 200.8 - Summary Report

### Sample ID: ICV-071620

Sample Date/Time: Thursday, July 16, 2020 17:16:55

Sample Type: Sample

Sample Description:

Number of Replicates: 3

Batch ID: SW\_6020A,ICV

Method File: C:\Users\Public\Documents\PerkinElmer Syngistix\ICPMS\Method\epa 6020 ked\2019\ked epa6020 pb only.mth

Dataset File: C:\Users\Public\Documents\PerkinElmer Syngistix\ICPMS\DataSet\071620\ICV-071620.008

### Summary

#### Concentration Results

Analyte Mass		Meas. Intens. Mean	Meas. Intens. RSD	Net Intens. Mean	Conc. Mean	Conc. RSD	Sample Unit
[> L]	Kr	84	972.528	7.674	-113.370	45.003	65.8 ug/L
	Tb	159	652227.736	2.769	652227.736		ug/L
	Pb	208	975753.871	1.762	1.496	50.347	1.0 ug/L

### QC Calculated Values

Analyte		MASS	Int Std % Recovery
[> L	Kr	84	
	Tb	159	100.569
	Pb	208	

### QC Out of Limits

Analyte	Mass	Out of Limits Message
---------	------	-----------------------



## Method 200.8 - Summary Report

### Sample ID: ICB-071620

Sample Date/Time: Thursday, July 16, 2020 17:21:22

Sample Type: Sample

Sample Description:

Number of Replicates: 3

Batch ID: SW\_6020A,ICB

Method File: C:\Users\Public\Documents\PerkinElmer Syngistix\ICPMS\Method\epa 6020 ked\2019\ked epa6020 pb only.mth

Dataset File: C:\Users\Public\Documents\PerkinElmer Syngistix\ICPMS\DataSet\071620\ICB-071620.009

### Summary

#### Concentration Results

	Analyte Mass	Meas. Intens. Mean	Meas. Intens. RSD	Net Intens. Mean	Conc. Mean	Conc. RSD	Sample Unit
	Kr 84	1343.868	13.650	257.970	-102.403	71.1	ug/L
[>	Tb 159	642320.465	0.811	642320.465			ug/L
[	Pb 208	300.001	5.008	0.000	0.007	12.8	ug/L

### QC Calculated Values

Analyte		MASS	Int Std % Recovery
[> L	Kr	84	
	Tb	159	99.042
	Pb	208	

### QC Out of Limits

Analyte	Mass	Out of Limits Message
---------	------	-----------------------

## Method 200.8 - Summary Report

**Sample ID: CRQL-071620**

Sample Date/Time: Thursday, July 16, 2020 17:22:58

Sample Type: Sample

Sample Description:

Number of Replicates: 3

Batch ID: SW\_6020A,CRQL

Method File: C:\Users\Public\Documents\PerkinElmer Syngistix\ICPMS\Method\epa 6020 ked\2019\ked epa6020 pb only.mth

Dataset File: C:\Users\Public\Documents\PerkinElmer Syngistix\ICPMS\DataSet\071620\CRQL-071620.010

### Summary

#### Concentration Results

Analyte Mass		Meas. Intens. Mean	Meas. Intens. RSD	Net Intens. Mean	Conc. Mean	Conc. RSD	Sample Unit
[> L]	Kr	84	1263.163	7.897	177.264	-70.366	56.3 ug/L
	Tb	159	630718.610	1.878	630718.610		ug/L
	Pb	208	4040.506	4.467	0.006	0.207	6.3 ug/L

### QC Calculated Values

Analyte		MASS	Int Std % Recovery
[> L	Kr	84	
	Tb	159	97.253
	Pb	208	

### QC Out of Limits

Analyte	Mass	Out of Limits Message
---------	------	-----------------------

## Method 200.8 - Summary Report

### Sample ID: ICSA-071620

Sample Date/Time: Thursday, July 16, 2020 17:23:59

Sample Type: Sample

Sample Description:

Number of Replicates: 3

Batch ID: SW\_6020A, ICSA

Method File: C:\Users\Public\Documents\PerkinElmer Syngistix\ICPMS\Method\epa 6020 ked\2019\ked epa6020 pb only.mth

Dataset File: C:\Users\Public\Documents\PerkinElmer Syngistix\ICPMS\DataSet\071620\ICSA-071620.011

### Summary

#### Concentration Results

Analyte Mass		Meas. Intens. Mean	Meas. Intens. RSD	Net Intens. Mean	Conc. Mean	Conc. RSD	Sample Unit
[> L]	Kr	84	1293.854	9.077	207.955	-82.549	56.5 ug/L
	Tb	159	657028.018	1.347	657028.018		ug/L
	Pb	208	223.612	5.379	0.000	0.003	19.7 ug/L

### QC Calculated Values

Analyte		MASS	Int Std % Recovery
[> L	Kr	84	
	Tb	159	101.309
	Pb	208	

### QC Out of Limits

Analyte	Mass	Out of Limits Message
---------	------	-----------------------

## Method 200.8 - Summary Report

### Sample ID: ICSAB-071620

Sample Date/Time: Thursday, July 16, 2020 17:24:44

Sample Type: Sample

Sample Description:

Number of Replicates: 3

Batch ID: SW\_6020A, ICSAB

Method File: C:\Users\Public\Documents\PerkinElmer Syngistix\ICPMS\Method\epa 6020 ked\2019\ked epa6020 pb only.mth

Dataset File: C:\Users\Public\Documents\PerkinElmer Syngistix\ICPMS\DataSet\071620\ICSAB-071620.012

### Summary

#### Concentration Results

Analyte Mass		Meas. Intens. Mean	Meas. Intens. RSD	Net Intens. Mean	Conc. Mean	Conc. RSD	Sample Unit
[> L	Kr	84	1335.599	2.217	249.701	-99.120	11.9 ug/L
	Tb	159	673846.998	2.888	673846.998		ug/L
	Pb	208	397902.872	1.848	0.590	19.867	1.0 ug/L

### QC Calculated Values

Analyte		MASS	Int Std % Recovery
[> L	Kr	84	
	Tb	159	103.903
	Pb	208	

### QC Out of Limits

Analyte	Mass	Out of Limits Message
---------	------	-----------------------



## Method 200.8 - Summary Report

### Sample ID: MB-52038

Sample Date/Time: Thursday, July 16, 2020 17:26:34

Sample Type: Sample

Sample Description: X10

Number of Replicates: 3

Batch ID: SW\_6020A,MBLK

Method File: C:\Users\Public\Documents\PerkinElmer Syngistix\ICPMS\Method\epa 6020 ked\2019\ked epa6020 pb only.mth

Dataset File: C:\Users\Public\Documents\PerkinElmer Syngistix\ICPMS\DataSet\071620\MB-52038.013

### Summary

#### Concentration Results

Analyte	Mass	Meas. Intens.	Mean	Meas. Intens. RSD	Net Intens. Mean	Conc. Mean	Conc. RSD	Sample Unit
Kr	84		1264.967	15.089	179.069	-71.083	106.6	ug/L
[> Tb	159		664210.268	0.721	664210.268			ug/L
[ Pb	208		663.895	12.272	0.001	0.025	16.5	ug/L

### QC Calculated Values

Analyte		MASS	Int Std % Recovery
[> L	Kr	84	
	Tb	159	102.417
	Pb	208	

### QC Out of Limits

Analyte	Mass	Out of Limits Message
---------	------	-----------------------

## Method 200.8 - Summary Report

### Sample ID: LCS-52038

Sample Date/Time: Thursday, July 16, 2020 17:27:19

Sample Type: Sample

Sample Description: X10

Number of Replicates: 3

Batch ID: SW\_6020A,LCS

Method File: C:\Users\Public\Documents\PerkinElmer Syngistix\ICPMS\Method\epa 6020 ked\2019\ked epa6020 pb only.mth

Dataset File: C:\Users\Public\Documents\PerkinElmer Syngistix\ICPMS\DataSet\071620\LCS-52038.014

### Summary

#### Concentration Results

Analyte	Mass	Meas. Intens.	Mean	Meas. Intens. RSD	Net Intens. Mean	Conc. Mean	Conc. RSD	Sample Unit
Kr	84		1274.411	9.143	188.513	-74.831	61.8	ug/L
[> Tb	159		660444.687	1.530	660444.687			ug/L
[ Pb	208		404872.779	2.317	0.613	20.620	1.2	ug/L

### QC Calculated Values

Analyte		MASS	Int Std % Recovery
[> L	Kr	84	
	Tb	159	101.836
	Pb	208	

### QC Out of Limits

Analyte	Mass	Out of Limits Message
---------	------	-----------------------

## Method 200.8 - Summary Report

### Sample ID: 2007171-015A

Sample Date/Time: Thursday, July 16, 2020 17:29:19

Sample Type: Sample

Sample Description: X10

Number of Replicates: 3

Batch ID: SW\_6020A,SAMP

Method File: C:\Users\Public\Documents\PerkinElmer Syngistix\ICPMS\Method\epa 6020 ked\2019\ked epa6020 pb only.mth

Dataset File: C:\Users\Public\Documents\PerkinElmer Syngistix\ICPMS\DataSet\071620\2007171-015A.015

### Summary

#### Concentration Results

Analyte Mass		Meas. Intens. Mean	Meas. Intens. RSD	Net Intens. Mean	Conc. Mean	Conc. RSD	Sample Unit
[> L]	Kr	84	1013.770	10.048	-72.128	28.632	141.2 ug/L
	Tb	159	652577.750	2.120	652577.750		ug/L
	Pb	208	4375.266	3.192	0.007	0.217	3.5 ug/L

### QC Calculated Values

Analyte		MASS	Int Std % Recovery
[> L	Kr	84	
	Tb	159	100.623
	Pb	208	

### QC Out of Limits

Analyte	Mass	Out of Limits Message
---------	------	-----------------------

## Method 200.8 - Summary Report

### Sample ID: 2007171-015AMS

Sample Date/Time: Thursday, July 16, 2020 17:30:05

Sample Type: Sample

Sample Description: X10

Number of Replicates: 3

Batch ID: SW\_6020A,MS

Method File: C:\Users\Public\Documents\PerkinElmer Syngistix\ICPMS\Method\epa 6020 ked\2019\ked epa6020 pb only.mth

Dataset File: C:\Users\Public\Documents\PerkinElmer Syngistix\ICPMS\DataSet\071620\2007171-015AMS.016

### Summary

#### Concentration Results

Analyte Mass		Meas. Intens. Mean	Meas. Intens. RSD	Net Intens. Mean	Conc. Mean	Conc. RSD	Sample Unit
[> L]	Kr	84	1175.894	13.103	89.995	-35.724	171.2 ug/L
	Tb	159	670821.526	2.818	670821.526		ug/L
	Pb	208	404935.547	1.409	0.604	20.312	1.6 ug/L

### QC Calculated Values

Analyte		MASS	Int Std % Recovery
[> L	Kr	84	
	Tb	159	103.436
	Pb	208	

### QC Out of Limits

Analyte	Mass	Out of Limits Message
---------	------	-----------------------



## Method 200.8 - Summary Report

### Sample ID: 2007171-015AMSD

Sample Date/Time: Thursday, July 16, 2020 17:30:50

Sample Type: Sample

Sample Description: X10

Number of Replicates: 3

Batch ID: SW\_6020A,MSD

Method File: C:\Users\Public\Documents\PerkinElmer Syngistix\ICPMS\Method\epa 6020 ked\2019\ked epa6020 pb only.mth

Dataset File: C:\Users\Public\Documents\PerkinElmer Syngistix\ICPMS\DataSet\071620\2007171-015AMSD.017

### Summary

#### Concentration Results

Analyte Mass		Meas. Intens. Mean	Meas. Intens. RSD	Net Intens. Mean	Conc. Mean	Conc. RSD	Sample Unit
[> [	Kr	84	961.400	9.559	-124.498	49.420	73.8 ug/L
	Tb	159	656041.192	2.516	656041.192		ug/L
	Pb	208	412998.212	1.752	0.629	21.180	1.1 ug/L

### QC Calculated Values

Analyte		MASS	Int Std % Recovery
[> L	Kr	84	
	Tb	159	101.157
	Pb	208	

### QC Out of Limits

Analyte	Mass	Out of Limits Message
---------	------	-----------------------

## Method 200.8 - Summary Report

**Sample ID: CCV-071620-1**

Sample Date/Time: Thursday, July 16, 2020 17:35:34

Sample Type: Sample

Sample Description:

Number of Replicates: 3

Batch ID: SW\_6020A,CCV

Method File: C:\Users\Public\Documents\PerkinElmer Syngistix\ICPMS\Method\epa 6020 ked\2019\ked epa6020 pb only.mth

Dataset File: C:\Users\Public\Documents\PerkinElmer Syngistix\ICPMS\DataSet\071620\CCV-071620-1.022

### Summary

#### Concentration Results

Analyte	Mass	Meas. Intens.	Mean	Meas. Intens. RSD	Net Intens.	Mean	Conc. Mean	Conc. RSD	Sample Unit
Kr	84		1092.409	8.536		6.511	-2.584	1432.2	ug/L
[> Tb	159		646128.604	2.375		646128.604			ug/L
[ Pb	208		941446.464	1.113		1.457	49.036	1.3	ug/L

### QC Calculated Values

Analyte		MASS	Int Std % Recovery
[> L	Kr	84	
	Tb	159	99.629
	Pb	208	

### QC Out of Limits

Analyte	Mass	Out of Limits Message
---------	------	-----------------------

## Method 200.8 - Summary Report

### Sample ID: CCB-071620-1

Sample Date/Time: Thursday, July 16, 2020 17:45:42

Sample Type: Sample

Sample Description:

Number of Replicates: 3

Batch ID: SW\_6020A,CCB

Method File: C:\Users\Public\Documents\PerkinElmer Syngistix\ICPMS\Method\epa 6020 ked\2019\ked epa6020 pb only.mth

Dataset File: C:\Users\Public\Documents\PerkinElmer Syngistix\ICPMS\DataSet\071620\CCB-071620-1.023

### Summary

#### Concentration Results

Analyte Mass		Meas. Intens. Mean	Meas. Intens. RSD	Net Intens. Mean	Conc. Mean	Conc. RSD	Sample Unit
[> L]	Kr	84	1259.458	6.144	173.559	-68.895	44.6 ug/L
	Tb	159	636009.854	0.843	636009.854		ug/L
	Pb	208	147.223	19.879	0.000	-0.001	161.9 ug/L

### QC Calculated Values

Analyte		MASS	Int Std % Recovery
[> L	Kr	84	
	Tb	159	98.069
	Pb	208	

### QC Out of Limits

Analyte	Mass	Out of Limits Message
---------	------	-----------------------

## Method 200.8 - Summary Report

**Sample ID: MB-51972**

Sample Date/Time: Thursday, July 16, 2020 17:47:23

Sample Type: Sample

Sample Description: X10

Number of Replicates: 3

Batch ID: SW\_6020S,MBLK

Method File: C:\Users\Public\Documents\PerkinElmer Syngistix\ICPMS\Method\epa 6020 ked\2019\ked epa6020 pb only.mth

Dataset File: C:\Users\Public\Documents\PerkinElmer Syngistix\ICPMS\DataSet\071620\MB-51972.024

### Summary

#### Concentration Results

	Analyte	Mass	Meas. Intens.	Mean	Meas. Intens. RSD	Net Intens. Mean	Conc. Mean	Conc. RSD	Sample Unit
	Kr	84		1250.719	3.346	164.820	-65.426	25.4	ug/L
[>	Tb	159		663273.713	0.671	663273.713			ug/L
[	Pb	208		331.946	7.355	0.000	0.008	14.5	ug/L

Sample ID: MB-51972

Report Date/Time: Friday, July 17, 2020 10:02:25

Page 1

### QC Calculated Values

Analyte		MASS	Int Std % Recovery
[> L	Kr	84	
	Tb	159	102.273
	Pb	208	

### QC Out of Limits

Analyte	Mass	Out of Limits Message
---------	------	-----------------------



## Method 200.8 - Summary Report

### Sample ID: LCS-51972

Sample Date/Time: Thursday, July 16, 2020 17:48:15

Sample Type: Sample

Sample Description: X10

Number of Replicates: 3

Batch ID: SW\_6020S,LCS

Method File: C:\Users\Public\Documents\PerkinElmer Syngistix\ICPMS\Method\epa 6020 ked\2019\ked epa6020 pb only.mth

Dataset File: C:\Users\Public\Documents\PerkinElmer Syngistix\ICPMS\DataSet\071620\LCS-51972.025

### Summary

#### Concentration Results

Analyte	Mass	Meas. Intens.	Mean	Meas. Intens. RSD	Net Intens.	Mean	Conc. Mean	Conc. RSD	Sample Unit
Kr	84		1262.710	7.982		176.812	-70.186	57.0	ug/L
[> Tb	159		665492.144	1.614		665492.144			ug/L
[ Pb	208		393386.572	1.485		0.591	19.886	1.2	ug/L

### QC Calculated Values

Analyte		MASS	Int Std % Recovery
[> L	Kr	84	
	Tb	159	102.615
	Pb	208	

### QC Out of Limits

Analyte	Mass	Out of Limits Message
---------	------	-----------------------

## Method 200.8 - Summary Report

### Sample ID: 2006454-001A

Sample Date/Time: Thursday, July 16, 2020 17:49:11

Sample Type: Sample

Sample Description: X10

Number of Replicates: 3

Batch ID: SW\_6020S,SAMP

Method File: C:\Users\Public\Documents\PerkinElmer Syngistix\ICPMS\Method\epa 6020 ked\2019\ked epa6020 pb only.mth

Dataset File: C:\Users\Public\Documents\PerkinElmer Syngistix\ICPMS\DataSet\071620\2006454-001A.026

### Summary

#### Concentration Results

Analyte Mass		Meas. Intens. Mean	Meas. Intens. RSD	Net Intens. Mean	Conc. Mean	Conc. RSD	Sample Unit
[> L]	Kr	84	1083.670	13.542	-2.228	0.884	ug/L
	Tb	159	664796.138	2.159	664796.138		ug/L
	Pb	208	480293.476	1.119	0.722	24.308	1.2 ug/L

### QC Calculated Values

Analyte		MASS	Int Std % Recovery
[> L	Kr	84	
	Tb	159	102.507
	Pb	208	

### QC Out of Limits

Analyte	Mass	Out of Limits Message
---------	------	-----------------------

## Method 200.8 - Summary Report

### Sample ID: 2006454-001AMS

Sample Date/Time: Thursday, July 16, 2020 17:50:04

Sample Type: Sample

Sample Description: X10

Number of Replicates: 3

Batch ID: SW\_6020S,MS

Method File: C:\Users\Public\Documents\PerkinElmer Syngistix\ICPMS\Method\epa 6020 ked\2019\ked epa6020 pb only.mth

Dataset File: C:\Users\Public\Documents\PerkinElmer Syngistix\ICPMS\DataSet\071620\2006454-001AMS.027

### Summary

#### Concentration Results

	Analyte	Mass	Meas. Intens.	Mean	Meas. Intens. RSD	Net Intens. Mean	Conc. Mean	Conc. RSD	Sample Unit
	Kr	84		975.791	2.449	-110.107	43.708	21.7	ug/L
[>	Tb	159		671439.715	2.227	671439.715			ug/L
[	Pb	208		704270.531	1.071	1.049	35.296	1.1	ug/L

### QC Calculated Values

Analyte		MASS	Int Std % Recovery
[> L	Kr	84	
	Tb	159	103.532
	Pb	208	

### QC Out of Limits

Analyte	Mass	Out of Limits Message
---------	------	-----------------------

## Method 200.8 - Summary Report

### Sample ID: 2006454-001AMSD

Sample Date/Time: Thursday, July 16, 2020 17:50:56

Sample Type: Sample

Sample Description: X10

Number of Replicates: 3

Batch ID: SW\_6020S,MSD

Method File: C:\Users\Public\Documents\PerkinElmer Syngistix\ICPMS\Method\epa 6020 ked\2019\ked epa6020 pb only.mth

Dataset File: C:\Users\Public\Documents\PerkinElmer Syngistix\ICPMS\DataSet\071620\2006454-001AMSD.028

### Summary

#### Concentration Results

Analyte Mass		Meas. Intens. Mean	Meas. Intens. RSD	Net Intens. Mean	Conc. Mean	Conc. RSD	Sample Unit	
[> 	Kr	84	1138.446	9.683	52.548	-20.859	209.8	ug/L
	Tb	159	673026.918	2.174	673026.918			ug/L
	Pb	208	853967.380	0.679	1.269	42.708	2.7	ug/L

### QC Calculated Values

Analyte		MASS	Int Std % Recovery
[> L	Kr	84	
	Tb	159	103.776
	Pb	208	

### QC Out of Limits

Analyte	Mass	Out of Limits Message
---------	------	-----------------------



## Method 200.8 - Summary Report

### Sample ID: 2006454-001ASD

Sample Date/Time: Thursday, July 16, 2020 17:55:34

Sample Type: Sample

Sample Description: X50

Number of Replicates: 3

Batch ID: SW\_6020S,SD

Method File: C:\Users\Public\Documents\PerkinElmer Syngistix\ICPMS\Method\epa 6020 ked\2019\ked epa6020 pb only.mth

Dataset File: C:\Users\Public\Documents\PerkinElmer Syngistix\ICPMS\DataSet\071620\2006454-001ASD.029

### Summary

#### Concentration Results

Analyte Mass		Meas. Intens. Mean	Meas. Intens. RSD	Net Intens. Mean	Conc. Mean	Conc. RSD	Sample Unit
[> L]	Kr	84	1404.211	6.956	318.313	-126.356	30.7 ug/L
	Tb	159	658077.859	0.847	658077.859		ug/L
	Pb	208	96073.434	0.581	0.146	4.904	0.7 ug/L

### QC Calculated Values

Analyte		MASS	Int Std % Recovery
[> L	Kr	84	
	Tb	159	101.471
	Pb	208	

### QC Out of Limits

Analyte	Mass	Out of Limits Message
---------	------	-----------------------

## Method 200.8 - Summary Report

**Sample ID: CCV-071620-2**

Sample Date/Time: Thursday, July 16, 2020 18:04:31

Sample Type: Sample

Sample Description:

Number of Replicates: 3

Batch ID: SW\_6020A,CCV

Method File: C:\Users\Public\Documents\PerkinElmer Syngistix\ICPMS\Method\epa 6020 ked\2019\ked epa6020 pb only.mth

Dataset File: C:\Users\Public\Documents\PerkinElmer Syngistix\ICPMS\DataSet\071620\CCV-071620-2.039

### Summary

#### Concentration Results

Analyte	Mass	Meas. Intens.	Mean	Meas. Intens. RSD	Net Intens. Mean	Conc. Mean	Conc. RSD	Sample Unit
Kr	84		1209.106	12.556	123.208	-48.908	123.2	ug/L
[> Tb	159		670079.423	3.477	670079.423			ug/L
[ Pb	208		962353.434	1.216	1.437	48.350	2.4	ug/L

### QC Calculated Values

Analyte		MASS	Int Std % Recovery
[> L	Kr	84	
	Tb	159	103.322
	Pb	208	

### QC Out of Limits

Analyte	Mass	Out of Limits Message
---------	------	-----------------------

## Method 200.8 - Summary Report

### Sample ID: CCB-071620-2

Sample Date/Time: Thursday, July 16, 2020 18:06:20

Sample Type: Sample

Sample Description:

Number of Replicates: 3

Batch ID: SW\_6020A,CCB

Method File: C:\Users\Public\Documents\PerkinElmer Syngistix\ICPMS\Method\epa 6020 ked\2019\ked epa6020 pb only.mth

Dataset File: C:\Users\Public\Documents\PerkinElmer Syngistix\ICPMS\DataSet\071620\CCB-071620-2.040

### Summary

#### Concentration Results

Analyte Mass		Meas. Intens. Mean	Meas. Intens. RSD	Net Intens. Mean	Conc. Mean	Conc. RSD	Sample Unit
[> L]	Kr	84	1327.501	8.655	241.603	-95.906	47.6 ug/L
	Tb	159	661534.862	2.541	661534.862		ug/L
	Pb	208	261.112	8.789	0.000	0.005	22.9 ug/L

### QC Calculated Values

Analyte		MASS	Int Std % Recovery
[> L	Kr	84	
	Tb	159	102.004
	Pb	208	

### QC Out of Limits

Analyte	Mass	Out of Limits Message
---------	------	-----------------------

## Method 200.8 - Summary Report

### Sample ID: CCV-071620-3

Sample Date/Time: Thursday, July 16, 2020 18:18:38

Sample Type: Sample

Sample Description:

Number of Replicates: 3

Batch ID: SW\_6020A,CCV

Method File: C:\Users\Public\Documents\PerkinElmer Syngistix\ICPMS\Method\epa 6020 ked\2019\ked epa6020 pb only.mth

Dataset File: C:\Users\Public\Documents\PerkinElmer Syngistix\ICPMS\DataSet\071620\CCV-071620-3.051

### Summary

#### Concentration Results

Analyte	Mass	Meas. Intens.	Mean	Meas. Intens. RSD	Net Intens. Mean	Conc. Mean	Conc. RSD	Sample Unit
Kr	84		1024.422	2.335	-61.476	24.403	38.9	ug/L
[> Tb	159		672079.335	3.962	672079.335			ug/L
[ Pb	208		951072.665	2.524	1.416	47.634	1.6	ug/L

### QC Calculated Values

Analyte		MASS	Int Std % Recovery
[> L	Kr	84	
	Tb	159	103.630
	Pb	208	

### QC Out of Limits

Analyte	Mass	Out of Limits Message
---------	------	-----------------------



## Method 200.8 - Summary Report

### Sample ID: CCB-071620-3

Sample Date/Time: Thursday, July 16, 2020 18:19:33

Sample Type: Sample

Sample Description:

Number of Replicates: 3

Batch ID: SW\_6020A,CCB

Method File: C:\Users\Public\Documents\PerkinElmer Syngistix\ICPMS\Method\epa 6020 ked\2019\ked epa6020 pb only.mth

Dataset File: C:\Users\Public\Documents\PerkinElmer Syngistix\ICPMS\DataSet\071620\CCB-071620-3.052

### Summary

#### Concentration Results

Analyte Mass		Meas. Intens. Mean	Meas. Intens. RSD	Net Intens. Mean	Conc. Mean	Conc. RSD	Sample Unit
[> L	Kr	84	1337.398	3.957	251.499	-99.834	21.0 ug/L
	Tb	159	671955.909	1.797	671955.909		ug/L
	Pb	208	730.563	7.910	0.001	0.028	11.0 ug/L

### QC Calculated Values

Analyte		MASS	Int Std % Recovery
[> L	Kr	84	
	Tb	159	103.611
	Pb	208	

### QC Out of Limits

Analyte	Mass	Out of Limits Message
---------	------	-----------------------

## Method 200.8 - Summary Report

**Sample ID: MB-52061**

Sample Date/Time: Thursday, July 16, 2020 18:28:56

Sample Type: Sample

Sample Description: X10

Number of Replicates: 3

Batch ID: SW\_6020S,MBLK

Method File: C:\Users\Public\Documents\PerkinElmer Syngistix\ICPMS\Method\epa 6020 ked\2019\ked epa6020 pb only.mth

Dataset File: C:\Users\Public\Documents\PerkinElmer Syngistix\ICPMS\DataSet\071620\MB-52061.053

### Summary

#### Concentration Results

Analyte	Mass	Meas. Intens.	Mean	Meas. Intens. RSD	Net Intens. Mean	Conc. Mean	Conc. RSD	Sample Unit
Kr	84		1516.950	3.787	431.051	-171.108	13.3	ug/L
[> Tb	159		675898.959	2.349	675898.959			ug/L
[ Pb	208		433.336	6.305	0.000	0.013	11.7	ug/L

Sample ID: MB-52061

Report Date/Time: Friday, July 17, 2020 10:03:05

Page 1

### QC Calculated Values

Analyte		MASS	Int Std % Recovery
[> L	Kr	84	
	Tb	159	104.219
	Pb	208	

### QC Out of Limits

Analyte	Mass	Out of Limits Message
---------	------	-----------------------

## Method 200.8 - Summary Report

### Sample ID: LCS-52061

Sample Date/Time: Thursday, July 16, 2020 18:29:48

Sample Type: Sample

Sample Description: X10

Number of Replicates: 3

Batch ID: SW\_6020S,LCS

Method File: C:\Users\Public\Documents\PerkinElmer Syngistix\ICPMS\Method\epa 6020 ked\2019\ked epa6020 pb only.mth

Dataset File: C:\Users\Public\Documents\PerkinElmer Syngistix\ICPMS\DataSet\071620\LCS-52061.054

### Summary

#### Concentration Results

Analyte Mass		Meas. Intens. Mean	Meas. Intens. RSD	Net Intens. Mean	Conc. Mean	Conc. RSD	Sample Unit
[> L]	Kr	84	1277.563	9.280	191.665	-76.083	61.9 ug/L
	Tb	159	684762.245	1.236	684762.245		ug/L
	Pb	208	418318.026	1.911	0.611	20.549	0.9 ug/L

### QC Calculated Values

Analyte		MASS	Int Std % Recovery
[> L	Kr	84	
	Tb	159	105.586
	Pb	208	

### QC Out of Limits

Analyte	Mass	Out of Limits Message
---------	------	-----------------------

## Method 200.8 - Summary Report

### Sample ID: 2006454-022A

Sample Date/Time: Thursday, July 16, 2020 18:30:51

Sample Type: Sample

Sample Description: X10

Number of Replicates: 3

Batch ID: SW\_6020S,SAMP

Method File: C:\Users\Public\Documents\PerkinElmer Syngistix\ICPMS\Method\epa 6020 ked\2019\ked epa6020 pb only.mth

Dataset File: C:\Users\Public\Documents\PerkinElmer Syngistix\ICPMS\DataSet\071620\2006454-022A.055

### Summary

#### Concentration Results

Analyte Mass		Meas. Intens. Mean	Meas. Intens. RSD	Net Intens. Mean	Conc. Mean	Conc. RSD	Sample Unit
[> L]	Kr	84	1221.952	4.586	136.054	-54.007	41.2 ug/L
	Tb	159	670089.144	1.301	670089.144		ug/L
	Pb	208	192655.637	0.911	0.287	9.667	0.4 ug/L

### QC Calculated Values

Analyte		MASS	Int Std % Recovery
[> L	Kr	84	
	Tb	159	103.323
	Pb	208	

### QC Out of Limits

Analyte	Mass	Out of Limits Message
---------	------	-----------------------



## Method 200.8 - Summary Report

### Sample ID: 2006454-022AMS

Sample Date/Time: Thursday, July 16, 2020 18:31:43

Sample Type: Sample

Sample Description: X10

Number of Replicates: 3

Batch ID: SW\_6020S,MS

Method File: C:\Users\Public\Documents\PerkinElmer Syngistix\ICPMS\Method\epa 6020 ked\2019\ked epa6020 pb only.mth

Dataset File: C:\Users\Public\Documents\PerkinElmer Syngistix\ICPMS\DataSet\071620\2006454-022AMS.056

### Summary

#### Concentration Results

Analyte Mass		Meas. Intens. Mean	Meas. Intens. RSD	Net Intens. Mean	Conc. Mean	Conc. RSD	Sample Unit
[> [	Kr	84	1152.315	18.219	66.417	-26.365	316.1 ug/L
	Tb	159	689765.484	2.378	689765.484		ug/L
	Pb	208	592661.589	2.714	0.859	28.905	0.3 ug/L

### QC Calculated Values

Analyte		MASS	Int Std % Recovery
[> L	Kr	84	
	Tb	159	106.357
	Pb	208	

### QC Out of Limits

Analyte	Mass	Out of Limits Message
---------	------	-----------------------

## Method 200.8 - Summary Report

### Sample ID: 2006454-022AMSD

Sample Date/Time: Thursday, July 16, 2020 18:32:34

Sample Type: Sample

Sample Description: X10

Number of Replicates: 3

Batch ID: SW\_6020S,MSD

Method File: C:\Users\Public\Documents\PerkinElmer Syngistix\ICPMS\Method\epa 6020 ked\2019\ked epa6020 pb only.mth

Dataset File: C:\Users\Public\Documents\PerkinElmer Syngistix\ICPMS\DataSet\071620\2006454-022AMSD.057

### Summary

#### Concentration Results

Analyte Mass		Meas. Intens. Mean	Meas. Intens. RSD	Net Intens. Mean	Conc. Mean	Conc. RSD	Sample Unit
[> L]	Kr	84	964.683	6.744	-121.215	48.117	53.7 ug/L
	Tb	159	689753.481	1.627	689753.481		ug/L
	Pb	208	589828.630	1.161	0.855	28.772	1.1 ug/L

### QC Calculated Values

Analyte		MASS	Int Std % Recovery
[> L	Kr	84	
	Tb	159	106.356
	Pb	208	

### QC Out of Limits

Analyte	Mass	Out of Limits Message
---------	------	-----------------------

## Method 200.8 - Summary Report

### Sample ID: CCV-071620-4

Sample Date/Time: Thursday, July 16, 2020 18:42:26

Sample Type: Sample

Sample Description:

Number of Replicates: 3

Batch ID: SW\_6020A,CCV

Method File: C:\Users\Public\Documents\PerkinElmer Syngistix\ICPMS\Method\epa 6020 ked\2019\ked epa6020 pb only.mth

Dataset File: C:\Users\Public\Documents\PerkinElmer Syngistix\ICPMS\DataSet\071620\CCV-071620-4.067

### Summary

#### Concentration Results

Analyte Mass		Meas. Intens. Mean	Meas. Intens. RSD	Net Intens. Mean	Conc. Mean	Conc. RSD	Sample Unit
[> L]	Kr	84	1301.381	5.786	215.483	-85.537	34.9 ug/L
	Tb	159	674650.095	2.596	674650.095		ug/L
	Pb	208	946609.631	0.819	1.403	47.226	1.9 ug/L

### QC Calculated Values

Analyte		MASS	Int Std % Recovery
[> L	Kr	84	
	Tb	159	104.027
	Pb	208	

### QC Out of Limits

Analyte	Mass	Out of Limits Message
---------	------	-----------------------

## Method 200.8 - Summary Report

**Sample ID: CCB-071620-4**

Sample Date/Time: Thursday, July 16, 2020 18:44:09

Sample Type: Sample

Sample Description:

Number of Replicates: 3

Batch ID: SW\_6020A,CCB

Method File: C:\Users\Public\Documents\PerkinElmer Syngistix\ICPMS\Method\epa 6020 ked\2019\ked epa6020 pb only.mth

Dataset File: C:\Users\Public\Documents\PerkinElmer Syngistix\ICPMS\DataSet\071620\CCB-071620-4.068

### Summary

#### Concentration Results

Analyte	Mass	Meas. Intens.	Mean	Meas. Intens. RSD	Net Intens. Mean	Conc. Mean	Conc. RSD	Sample Unit
Kr	84		1396.957	13.599	311.059	-123.477	61.1	ug/L
[> Tb	159		657377.238	1.481	657377.238			ug/L
[ Pb	208		983.347	2.936	0.001	0.042	3.5	ug/L

Sample ID: CCB-071620-4

Report Date/Time: Friday, July 17, 2020 10:03:25

Page 1

### QC Calculated Values

Analyte		MASS	Int Std % Recovery
[> L	Kr	84	
	Tb	159	101.363
	Pb	208	

### QC Out of Limits

Analyte	Mass	Out of Limits Message
---------	------	-----------------------



## Method 200.8 - Summary Report

**Sample ID: CCV-071620-5**

Sample Date/Time: Thursday, July 16, 2020 18:59:22

Sample Type: Sample

Sample Description:

Number of Replicates: 3

Batch ID: SW\_6020A,CCV

Method File: C:\Users\Public\Documents\PerkinElmer Syngistix\ICPMS\Method\epa 6020 ked\2019\ked epa6020 pb only.mth

Dataset File: C:\Users\Public\Documents\PerkinElmer Syngistix\ICPMS\DataSet\071620\CCV-071620-5.079

### Summary

#### Concentration Results

Analyte	Mass	Meas. Intens.	Mean	Meas. Intens. RSD	Net Intens.	Mean	Conc. Mean	Conc. RSD	Sample Unit
Kr	84		1052.325	4.971		-33.573	13.327	155.8	ug/L
[> Tb	159		673307.093	2.021		673307.093			ug/L
[ Pb	208		928128.264	1.975		1.378	46.381	0.5	ug/L

### QC Calculated Values

Analyte		MASS	Int Std % Recovery
[> L	Kr	84	
	Tb	159	103.820
	Pb	208	

### QC Out of Limits

Analyte	Mass	Out of Limits Message
---------	------	-----------------------

## Method 200.8 - Summary Report

**Sample ID: CCB-071620-5**

Sample Date/Time: Thursday, July 16, 2020 19:03:16

Sample Type: Sample

Sample Description:

Number of Replicates: 3

Batch ID: SW\_6020A,CCB

Method File: C:\Users\Public\Documents\PerkinElmer Syngistix\ICPMS\Method\epa 6020 ked\2019\ked epa6020 pb only.mth

Dataset File: C:\Users\Public\Documents\PerkinElmer Syngistix\ICPMS\DataSet\071620\CCB-071620-5.080

### Summary

#### Concentration Results

Analyte Mass		Meas. Intens. Mean	Meas. Intens. RSD	Net Intens. Mean	Conc. Mean	Conc. RSD	Sample Unit
[> L]	Kr	84	1406.129	6.824	320.230	-127.117	30.0 ug/L
	Tb	159	658769.724	3.723	658769.724		ug/L
	Pb	208	522.226	6.879	0.001	0.018	11.6 ug/L

### QC Calculated Values

Analyte		MASS	Int Std % Recovery
[> L	Kr	84	
	Tb	159	101.578
	Pb	208	

### QC Out of Limits

Analyte	Mass	Out of Limits Message
---------	------	-----------------------

## Method 200.8 - Summary Report

### Sample ID: MB-52066

Sample Date/Time: Thursday, July 16, 2020 19:05:04

Sample Type: Sample

Sample Description: X10

Number of Replicates: 3

Batch ID: SW\_6020S,MBLK

Method File: C:\Users\Public\Documents\PerkinElmer Syngistix\ICPMS\Method\epa 6020 ked\2019\ked epa6020 pb only.mth

Dataset File: C:\Users\Public\Documents\PerkinElmer Syngistix\ICPMS\DataSet\071620\MB-52066.081

### Summary

#### Concentration Results

Analyte Mass		Meas. Intens. Mean	Meas. Intens. RSD	Net Intens. Mean	Conc. Mean	Conc. RSD	Sample Unit
[> L]	Kr	84	1455.159	5.536	369.261	-146.580	21.8 ug/L
	Tb	159	685419.435	1.806	685419.435		ug/L
	Pb	208	359.724	2.411	0.000	0.009	1.5 ug/L

### QC Calculated Values

Analyte		MASS	Int Std % Recovery
[> L	Kr	84	
	Tb	159	105.687
	Pb	208	

### QC Out of Limits

Analyte	Mass	Out of Limits Message
---------	------	-----------------------

## Method 200.8 - Summary Report

### Sample ID: LCS-52066

Sample Date/Time: Thursday, July 16, 2020 19:05:57

Sample Type: Sample

Sample Description: X10

Number of Replicates: 3

Batch ID: SW\_6020S,LCS

Method File: C:\Users\Public\Documents\PerkinElmer Syngistix\ICPMS\Method\epa 6020 ked\2019\ked epa6020 pb only.mth

Dataset File: C:\Users\Public\Documents\PerkinElmer Syngistix\ICPMS\DataSet\071620\LCS-52066.082

### Summary

#### Concentration Results

Analyte Mass		Meas. Intens. Mean	Meas. Intens. RSD	Net Intens. Mean	Conc. Mean	Conc. RSD	Sample Unit
[> L	Kr	84	1351.283	6.976	265.385	-105.346	35.5 ug/L
	Tb	159	702482.427	2.797	702482.427		ug/L
	Pb	208	417943.665	1.070	0.595	20.020	1.7 ug/L

### QC Calculated Values

Analyte		MASS	Int Std % Recovery
[> L	Kr	84	
	Tb	159	108.318
	Pb	208	

### QC Out of Limits

Analyte	Mass	Out of Limits Message
---------	------	-----------------------



## Method 200.8 - Summary Report

### Sample ID: 2006518-001A

Sample Date/Time: Thursday, July 16, 2020 19:07:39

Sample Type: Sample

Sample Description: X10

Number of Replicates: 3

Batch ID: SW\_6020S,SAMP

Method File: C:\Users\Public\Documents\PerkinElmer Syngistix\ICPMS\Method\epa 6020 ked\2019\ked epa6020 pb only.mth

Dataset File: C:\Users\Public\Documents\PerkinElmer Syngistix\ICPMS\DataSet\071620\2006518-001A.083

### Summary

#### Concentration Results

	Analyte Mass	Meas. Intens. Mean	Meas. Intens. RSD	Net Intens. Mean	Conc. Mean	Conc. RSD	Sample Unit
	Kr 84	753.871	19.936	-332.027	131.800	45.3	ug/L
[>	Tb 159	665543.649	0.569	665543.649			ug/L
[	Pb 208	145556.694	1.570	0.219	7.351	1.4	ug/L

### QC Calculated Values

Analyte		MASS	Int Std % Recovery
[> L	Kr	84	
	Tb	159	102.623
	Pb	208	

### QC Out of Limits

Analyte	Mass	Out of Limits Message
---------	------	-----------------------

## Method 200.8 - Summary Report

### Sample ID: 2006518-001AMS

Sample Date/Time: Thursday, July 16, 2020 19:08:31

Sample Type: Sample

Sample Description: X10

Number of Replicates: 3

Batch ID: SW\_6020S,MS

Method File: C:\Users\Public\Documents\PerkinElmer Syngistix\ICPMS\Method\epa 6020 ked\2019\ked epa6020 pb only.mth

Dataset File: C:\Users\Public\Documents\PerkinElmer Syngistix\ICPMS\DataSet\071620\2006518-001AMS.084

### Summary

#### Concentration Results

Analyte Mass		Meas. Intens. Mean	Meas. Intens. RSD	Net Intens. Mean	Conc. Mean	Conc. RSD	Sample Unit
[> [	Kr	84	493.001	10.924	-592.898	235.354	9.1 ug/L
	Tb	159	660458.931	0.763	660458.931		ug/L
	Pb	208	603811.473	0.463	0.914	30.760	1.1 ug/L

### QC Calculated Values

Analyte		MASS	Int Std % Recovery
[> L	Kr	84	
	Tb	159	101.838
	Pb	208	

### QC Out of Limits

Analyte	Mass	Out of Limits Message
---------	------	-----------------------

## Method 200.8 - Summary Report

### Sample ID: 2006518-001AMSD

Sample Date/Time: Thursday, July 16, 2020 19:09:23

Sample Type: Sample

Sample Description: X10

Number of Replicates: 3

Batch ID: SW\_6020S,MSD

Method File: C:\Users\Public\Documents\PerkinElmer Syngistix\ICPMS\Method\epa 6020 ked\2019\ked epa6020 pb only.mth

Dataset File: C:\Users\Public\Documents\PerkinElmer Syngistix\ICPMS\DataSet\071620\2006518-001AMSD.085

### Summary

#### Concentration Results

Analyte Mass		Meas. Intens. Mean	Meas. Intens. RSD	Net Intens. Mean	Conc. Mean	Conc. RSD	Sample Unit	
[> 	Kr	84	442.415	28.922	-643.484	255.435	19.9	ug/L
	Tb	159	662706.822	0.810	662706.822			ug/L
	Pb	208	540160.427	1.312	0.815	27.423	1.8	ug/L

### QC Calculated Values

Analyte		MASS	Int Std % Recovery
[> L	Kr	84	
	Tb	159	102.185
	Pb	208	

### QC Out of Limits

Analyte	Mass	Out of Limits Message
---------	------	-----------------------

## Method 200.8 - Summary Report

### Sample ID: 2006518-001APDS

Sample Date/Time: Thursday, July 16, 2020 19:11:52

Sample Type: Sample

Sample Description: X10

Number of Replicates: 3

Batch ID: SW\_6020S,PDS

Method File: C:\Users\Public\Documents\PerkinElmer Syngistix\ICPMS\Method\epa 6020 ked\2019\ked epa6020 pb only.mth

Dataset File: C:\Users\Public\Documents\PerkinElmer Syngistix\ICPMS\DataSet\071620\2006518-001APDS.086

### Summary

#### Concentration Results

Analyte Mass		Meas. Intens. Mean	Meas. Intens. RSD	Net Intens. Mean	Conc. Mean	Conc. RSD	Sample Unit
[> L]	Kr	84	923.181	10.023	-162.717	64.592	56.9 ug/L
	Tb	159	657407.566	0.720	657407.566		ug/L
	Pb	208	509520.810	0.494	0.775	26.075	1.2 ug/L

### QC Calculated Values

Analyte		MASS	Int Std % Recovery
[> L	Kr	84	
	Tb	159	101.368
	Pb	208	

### QC Out of Limits

Analyte	Mass	Out of Limits Message
---------	------	-----------------------



## Method 200.8 - Summary Report

**Sample ID: CCV-071620-6**

Sample Date/Time: Thursday, July 16, 2020 19:22:20

Sample Type: Sample

Sample Description:

Number of Replicates: 3

Batch ID: SW\_6020A,CCV

Method File: C:\Users\Public\Documents\PerkinElmer Syngistix\ICPMS\Method\epa 6020 ked\2019\ked epa6020 pb only.mth

Dataset File: C:\Users\Public\Documents\PerkinElmer Syngistix\ICPMS\DataSet\071620\CCV-071620-6.096

### Summary

#### Concentration Results

Analyte Mass		Meas. Intens. Mean	Meas. Intens. RSD	Net Intens. Mean	Conc. Mean	Conc. RSD	Sample Unit
[> L]	Kr	84	1405.192	4.731	319.294	-126.746	20.8 ug/L
	Tb	159	647977.617	2.016	647977.617		ug/L
	Pb	208	919850.999	1.702	1.419	47.766	0.4 ug/L

### QC Calculated Values

Analyte		MASS	Int Std % Recovery
[> L	Kr	84	
	Tb	159	99.914
	Pb	208	

### QC Out of Limits

Analyte	Mass	Out of Limits Message
---------	------	-----------------------

## Method 200.8 - Summary Report

**Sample ID: CCB-071620-6**

Sample Date/Time: Thursday, July 16, 2020 19:23:41

Sample Type: Sample

Sample Description:

Number of Replicates: 3

Batch ID: SW\_6020A,CCB

Method File: C:\Users\Public\Documents\PerkinElmer Syngistix\ICPMS\Method\epa 6020 ked\2019\ked epa6020 pb only.mth

Dataset File: C:\Users\Public\Documents\PerkinElmer Syngistix\ICPMS\DataSet\071620\CCB-071620-6.097

### Summary

#### Concentration Results

Analyte Mass		Meas. Intens. Mean	Meas. Intens. RSD	Net Intens. Mean	Conc. Mean	Conc. RSD	Sample Unit
[> L]	Kr	84	1406.924	3.691	321.026	-127.433	16.2 ug/L
	Tb	159	644933.141	3.624	644933.141		ug/L
	Pb	208	966.679	9.763	0.001	0.042	14.3 ug/L

### QC Calculated Values

Analyte		MASS	Int Std % Recovery
[> L	Kr	84	
	Tb	159	99.445
	Pb	208	

### QC Out of Limits

Analyte	Mass	Out of Limits Message
---------	------	-----------------------

## Method 200.8 - Summary Report

**Sample ID: CCV-071620-7**

Sample Date/Time: Thursday, July 16, 2020 19:35:58

Sample Type: Sample

Sample Description:

Number of Replicates: 3

Batch ID: SW\_6020A,CCV

Method File: C:\Users\Public\Documents\PerkinElmer Syngistix\ICPMS\Method\epa 6020 ked\2019\ked epa6020 pb only.mth

Dataset File: C:\Users\Public\Documents\PerkinElmer Syngistix\ICPMS\DataSet\071620\CCV-071620-7.108

### Summary

#### Concentration Results

Analyte	Mass	Meas. Intens.	Mean	Meas. Intens. RSD	Net Intens. Mean	Conc. Mean	Conc. RSD	Sample Unit
Kr	84		1277.464	9.984	191.566	-76.043	66.6	ug/L
[> Tb	159		667018.664	1.409	667018.664			ug/L
[ Pb	208		937065.858	1.028	1.405	47.272	0.8	ug/L

Sample ID: CCV-071620-7

Report Date/Time: Friday, July 17, 2020 10:04:19

Page 1

### QC Calculated Values

Analyte		MASS	Int Std % Recovery
[> L	Kr	84	
	Tb	159	102.850
	Pb	208	

### QC Out of Limits

Analyte	Mass	Out of Limits Message
---------	------	-----------------------

## Method 200.8 - Summary Report

**Sample ID: CCB-071620-7**

Sample Date/Time: Thursday, July 16, 2020 19:36:54

Sample Type: Sample

Sample Description:

Number of Replicates: 3

Batch ID: SW\_6020A,CCB

Method File: C:\Users\Public\Documents\PerkinElmer Syngistix\ICPMS\Method\epa 6020 ked\2019\ked epa6020 pb only.mth

Dataset File: C:\Users\Public\Documents\PerkinElmer Syngistix\ICPMS\DataSet\071620\CCB-071620-7.109

### Summary

#### Concentration Results

Analyte Mass		Meas. Intens. Mean	Meas. Intens. RSD	Net Intens. Mean	Conc. Mean	Conc. RSD	Sample Unit
[> L]	Kr	84	1452.866	2.869	366.967	-145.670	11.4 ug/L
	Tb	159	653441.987	1.620	653441.987		ug/L
	Pb	208	851.399	10.947	0.001	0.035	13.5 ug/L

Sample ID: CCB-071620-7

Report Date/Time: Friday, July 17, 2020 10:04:21

Page 1

### QC Calculated Values

Analyte		MASS	Int Std % Recovery
[> L	Kr	84	
	Tb	159	100.757
	Pb	208	

### QC Out of Limits

Analyte	Mass	Out of Limits Message
---------	------	-----------------------



## Method 200.8 - Summary Report

**Sample ID: QCS-071620-1**

Sample Date/Time: Thursday, July 16, 2020 19:38:00

Sample Type: Sample

Sample Description:

Number of Replicates: 3

Batch ID: SW\_6020A,QCS

Method File: C:\Users\Public\Documents\PerkinElmer Syngistix\ICPMS\Method\epa 6020 ked\2019\ked epa6020 pb only.mth

Dataset File: C:\Users\Public\Documents\PerkinElmer Syngistix\ICPMS\DataSet\071620\QCS-071620-1.110

### Summary

#### Concentration Results

	Analyte Mass	Meas. Intens. Mean	Meas. Intens. RSD	Net Intens. Mean	Conc. Mean	Conc. RSD	Sample Unit
	Kr 84	-3656.729	16.926	-4742.627	1882.614	13.1	ug/L
[>	Tb 159	641090.179	0.410	641090.179			ug/L
[	Pb 208	18694900.351	1.582	29.160	981.335	1.3	ug/L

### QC Calculated Values

Analyte		MASS	Int Std % Recovery
[> L	Kr	84	
	Tb	159	98.852
	Pb	208	

### QC Out of Limits

Analyte	Mass	Out of Limits Message
---------	------	-----------------------

SEQ	SAMP TYPE	SAMP	DATE/TIME	METHOD	DIL
1		ICAL1	07/17/20 01:05 PM	KED Al,Si.mth	
2		ICAL2	07/17/20 01:06 PM	KED Al,Si.mth	
3		ICAL4	07/17/20 01:07 PM	KED Al,Si.mth	
4		ICAL5	07/17/20 01:08 PM	KED Al,Si.mth	
5		ICAL6	07/17/20 01:08 PM	KED Al,Si.mth	
6		ICAL7	07/17/20 01:09 PM	KED Al,Si.mth	
7		ICAL8	07/17/20 01:10 PM	KED Al,Si.mth	
8	SW_6020A,ICV	ICV-071720	07/17/20 01:11 PM	KED Al,Si.mth	
9	SW_6020A,ICB	ICB-071720	07/17/20 01:20 PM	KED Al,Si.mth	
10	SW_6020A,CRQL	CRQL-071720	07/17/20 01:21 PM	KED Al,Si.mth	
11	SW_6020A,ICSA	ICSA-071720	07/17/20 01:38 PM	KED Al,Si.mth	
12	SW_6020A,ICSAB	ICSAB-071720	07/17/20 01:39 PM	KED Al,Si.mth	
13	SW_6020S,MBLK	MB-52072	07/17/20 01:50 PM	KED Al,Si.mth	X10
14	SW_6020S,LCS	LCS-52072	07/17/20 01:51 PM	KED Al,Si.mth	X10
15	SW_6020S,SAMP	2006518-004A	07/17/20 01:53 PM	KED Al,Si.mth	X10
16	SW_6020S,MS	2006518-004AMS	07/17/20 01:54 PM	KED Al,Si.mth	X10
17	SW_6020S,MSD	2006518-004AMSD	07/17/20 01:54 PM	KED Al,Si.mth	X10
18	SW_6020S,PDS	2006518-004APDS	07/17/20 02:02 PM	KED Al,Si.mth	X10
19	SW_6020S,SD	2006518-004ASD	07/17/20 02:05 PM	KED Al,Si.mth	X50
20	SW_6020S,SAMP	2007166-001A	07/17/20 02:09 PM	KED Al,Si.mth	X10
21	SW_6020S,SAMP	2007166-002A	07/17/20 02:09 PM	KED Al,Si.mth	X10
22	SW_6020S,SAMP	2007166-003A	07/17/20 02:10 PM	KED Al,Si.mth	X10
23	SW_6020S,SAMP	2007166-004A	07/17/20 02:11 PM	KED Al,Si.mth	X10
24	SW_6020S,SAMP	2007166-001A	07/17/20 03:57 PM	KED Al,Si.mth	X100000
25	SW_6020S,SAMP	2007166-002A	07/17/20 03:58 PM	KED Al,Si.mth	X100000
26	SW_6020S,SAMP	2007166-003A	07/17/20 03:59 PM	KED Al,Si.mth	X100000
27	SW_6020S,SAMP	2007166-004A	07/17/20 04:00 PM	KED Al,Si.mth	X100000
28	SW_6020A,CCV	CCV-071720-1	07/17/20 04:01 PM	KED Al,Si.mth	
29	SW_6020A,CCB	CCB-071720-1	07/17/20 04:04 PM	KED Al,Si.mth	

Sample Id	Calibration Curves	Slope	Intercept	Correlation Coefficient
Acquisition Time	07/17/2020 13:10:34			
Al 27		0.00621	0.00173	0.99959
Si 28		0.00321	0.01896	0.99996

SEQ	SAMP TYPE	SAMP	DATE/TIME	METHOD	DIL
1		ICAL1	07/22/20 12:46 PM	ked epa6020 pb only.mth	
2		ICAL3	07/22/20 12:47 PM	ked epa6020 pb only.mth	
3		ICAL4	07/22/20 12:48 PM	ked epa6020 pb only.mth	
4		ICAL5	07/22/20 12:48 PM	ked epa6020 pb only.mth	
5		ICAL6	07/22/20 12:49 PM	ked epa6020 pb only.mth	
6		ICAL7	07/22/20 12:50 PM	ked epa6020 pb only.mth	
7		ICAL8	07/22/20 12:51 PM	ked epa6020 pb only.mth	
8	SW_6020A,ICV	ICV-072220	07/22/20 12:52 PM	ked epa6020 pb only.mth	
9	SW_6020A,ICB	ICB-072220	07/22/20 12:57 PM	ked epa6020 pb only.mth	
10	SW_6020A,CRQL	CRQL-072220	07/22/20 12:59 PM	ked epa6020 pb only.mth	
11	SW_6020A,ICSA	ICSA-072220	07/22/20 01:00 PM	ked epa6020 pb only.mth	
12	SW_6020A,ICSAB	ICSAB-072220	07/22/20 01:00 PM	ked epa6020 pb only.mth	
13	SW_6020S,MBLK	MB-52072	07/22/20 01:36 PM	ked epa6020 pb only.mth	X10
14	SW_6020S,LCS	LCS-52072	07/22/20 01:37 PM	ked epa6020 pb only.mth	X10
15	SW_6020S,SAMP	2006518-004A	07/22/20 01:37 PM	ked epa6020 pb only.mth	X10
16	SW_6020S,MS	2006518-004AMS	07/22/20 01:38 PM	ked epa6020 pb only.mth	X10
17	SW_6020S,MSD	2006518-004AMSD	07/22/20 01:39 PM	ked epa6020 pb only.mth	X10
18	SW_6020S,SD	2006518-004ASD	07/22/20 01:43 PM	ked epa6020 pb only.mth	X50
19	SW_6020S,SAMP	2006518-002A	07/22/20 01:44 PM	ked epa6020 pb only.mth	X10
20	SW_6020S,SAMP	2006518-003A	07/22/20 01:45 PM	ked epa6020 pb only.mth	X10
21	SW_6020S,SAMP	2006518-005A	07/22/20 01:46 PM	ked epa6020 pb only.mth	X10
22	SW_6020S,SAMP	2006518-006A	07/22/20 01:47 PM	ked epa6020 pb only.mth	X10
23	SW_6020S,SAMP	2006518-007A	07/22/20 01:48 PM	ked epa6020 pb only.mth	X10
24	SW_6020S,SAMP	2006518-008A	07/22/20 01:49 PM	ked epa6020 pb only.mth	X10
25	SW_6020S,SAMP	2006518-009A	07/22/20 01:49 PM	ked epa6020 pb only.mth	X10
26	SW_6020S,SAMP	2006518-010A	07/22/20 01:50 PM	ked epa6020 pb only.mth	X10
27	SW_6020S,SAMP	2006518-011A	07/22/20 01:51 PM	ked epa6020 pb only.mth	X10
28	SW_6020A,CCV	CCV-072220-1	07/22/20 01:52 PM	ked epa6020 pb only.mth	
29	SW_6020A,CCB	CCB-072220-1	07/22/20 01:57 PM	ked epa6020 pb only.mth	
30	SW_6020S,SAMP	2006518-012A	07/22/20 01:58 PM	ked epa6020 pb only.mth	X10
31	SW_6020S,SAMP	2006518-013A	07/22/20 01:59 PM	ked epa6020 pb only.mth	X10
32	SW_6020S,SAMP	2006518-014A	07/22/20 02:00 PM	ked epa6020 pb only.mth	X10
33	SW_6020S,SAMP	2006518-015A	07/22/20 02:01 PM	ked epa6020 pb only.mth	X10
34	SW_6020S,SAMP	2006518-016A	07/22/20 02:01 PM	ked epa6020 pb only.mth	X10
35	SW_6020S,SAMP	2006518-017A	07/22/20 02:02 PM	ked epa6020 pb only.mth	X10
36	SW_6020A,CCV	CCV-072220-2	07/22/20 02:04 PM	ked epa6020 pb only.mth	
37	SW_6020A,CCB	CCB-072220-2	07/22/20 02:05 PM	ked epa6020 pb only.mth	
38	SW_6020S,MBLK	MB-52077	07/22/20 02:15 PM	ked epa6020 pb only.mth	X10
39	SW_6020S,LCS	LCS-52077	07/22/20 02:16 PM	ked epa6020 pb only.mth	X10
40	SW_6020S,SAMP	2006583-010A	07/22/20 02:16 PM	ked epa6020 pb only.mth	X10
41	SW_6020S,MS	2006583-010AMS	07/22/20 02:17 PM	ked epa6020 pb only.mth	X10
42	SW_6020S,MSD	2006583-010AMSD	07/22/20 02:18 PM	ked epa6020 pb only.mth	X10
43	SW_6020S,SD	2006583-010ASD	07/22/20 02:21 PM	ked epa6020 pb only.mth	X50
44	SW_6020S,SAMP	2006518-018A	07/22/20 02:23 PM	ked epa6020 pb only.mth	X10
45	SW_6020S,SAMP	2006518-019A	07/22/20 02:24 PM	ked epa6020 pb only.mth	X10

Sheet1

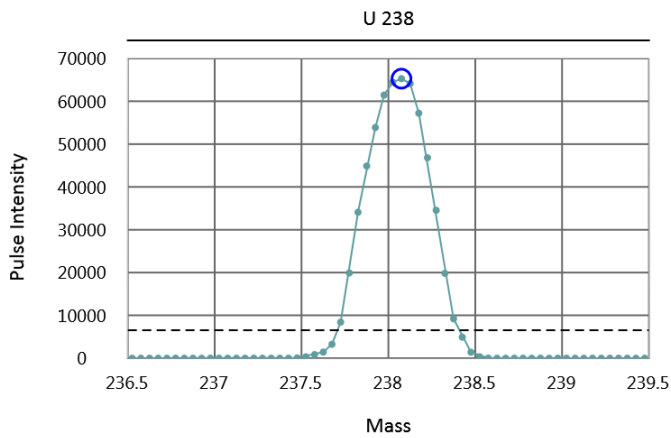
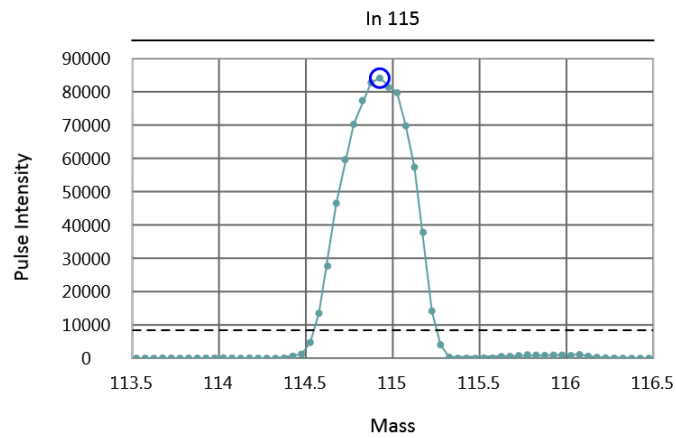
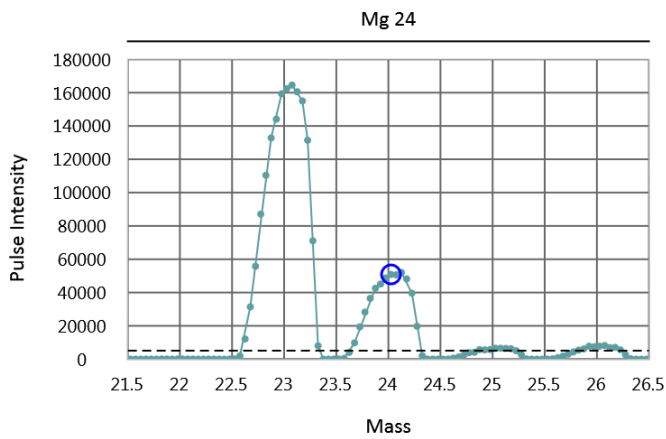
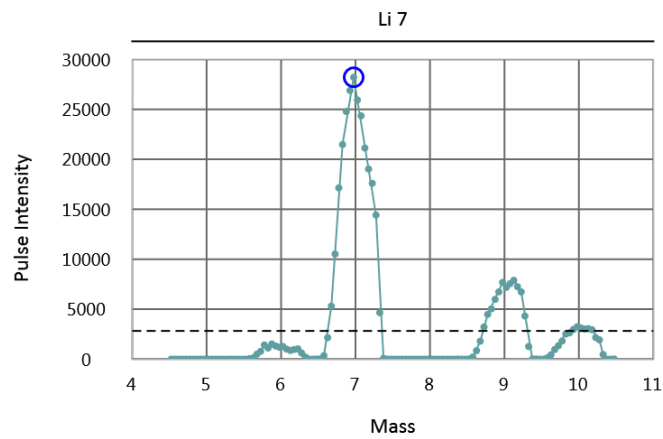
46	SW_6020S,SAMP	2006518-020A	07/22/20 02:25 PM	ked epa6020 pb only.mth	X10
47	SW_6020S,SAMP	2006518-021A	07/22/20 02:26 PM	ked epa6020 pb only.mth	X10
48	SW_6020S,SAMP	2006518-022A	07/22/20 02:27 PM	ked epa6020 pb only.mth	X10
49	SW_6020S,SAMP	2006518-023A	07/22/20 02:28 PM	ked epa6020 pb only.mth	X10
50	SW_6020S,SAMP	2006518-024A	07/22/20 02:29 PM	ked epa6020 pb only.mth	X10
51	SW_6020S,SAMP	2006518-025A	07/22/20 02:30 PM	ked epa6020 pb only.mth	X10
52	SW_6020S,SAMP	2006518-026A	07/22/20 02:30 PM	ked epa6020 pb only.mth	X10
53	SW_6020A,CCV	CCV-072220-3	07/22/20 02:37 PM	ked epa6020 pb only.mth	
54	SW_6020A,CCB	CCB-072220-3	07/22/20 02:38 PM	ked epa6020 pb only.mth	
55	SW_6020S,SAMP	2006583-001A	07/22/20 02:39 PM	ked epa6020 pb only.mth	X10
56	SW_6020S,SAMP	2006583-002A	07/22/20 02:40 PM	ked epa6020 pb only.mth	X10
57	SW_6020S,SAMP	2006583-003A	07/22/20 02:41 PM	ked epa6020 pb only.mth	X10
58	SW_6020S,SAMP	2006583-004A	07/22/20 02:42 PM	ked epa6020 pb only.mth	X10
59	SW_6020S,SAMP	2006583-005A	07/22/20 02:43 PM	ked epa6020 pb only.mth	X10
60	SW_6020S,SAMP	2006583-006A	07/22/20 02:43 PM	ked epa6020 pb only.mth	X10
61	SW_6020S,SAMP	2006583-007A	07/22/20 02:44 PM	ked epa6020 pb only.mth	X10
62	SW_6020S,SAMP	2006583-008A	07/22/20 02:45 PM	ked epa6020 pb only.mth	X10
63	SW_6020S,SAMP	2006583-009A	07/22/20 02:46 PM	ked epa6020 pb only.mth	X10
64	SW_6020A,CCV	CCV-072220-4	07/22/20 02:47 PM	ked epa6020 pb only.mth	
65	SW_6020A,CCB	CCB-072220-4	07/22/20 02:48 PM	ked epa6020 pb only.mth	
66	SW_6020S,SAMP	2006259-012A	07/22/20 02:50 PM	ked epa6020 pb only.mth	X1000
67	SW_6020S,SAMP	2006330-015A	07/22/20 02:51 PM	ked epa6020 pb only.mth	X1000
68	SW_6020A,CCV	CCV-072220-5	07/22/20 02:52 PM	ked epa6020 pb only.mth	
69	SW_6020A,CCB	CCB-072220-5	07/22/20 02:54 PM	ked epa6020 pb only.mth	

Sample Id	Calibration Curves	Slope	Intercept	Correlation Coefficient
Acquisition Time	07/22/2020 12:51:31			
Pb 208		0.02803	0.00003	0.99984

Mass Calibration and Resolution - [Passed] Optimum value(s): N/A  
Target/Obtained mass (7.016/6.975), Target/Obtained resolution (0.7/0.709)  
Target/Obtained mass (23.985/24.025), Target/Obtained resolution (0.7/0.683)  
Target/Obtained mass (114.904/114.925), Target/Obtained resolution (0.7/0.708)  
Target/Obtained mass (238.05/238.075), Target/Obtained resolution (0.7/0.700)

Acq. Date/Time: 07/22/2020 11:32:23  
Sent to file: C:\Users\Public\Documents\PerkinElmer Syngistix\ICPMS\MassCal\Default.tun

Analyte	Exact Mass	Meas. Mass	Mass DAC	Res DAC	Meas. Peak Width	Custom Res
Li	7.016	6.975	1225	2064	0.709	
Mg	23.985	24.025	4621	2068	0.683	
In	114.904	114.925	22788	2072	0.708	
U	238.05	238.075	47419	2073	0.700	





## Performance Check Report

### Sample ID: [STD] Performance Check

Sample Date/Time: Wednesday, July 22, 2020 11:34:54

Sample Description:

Method File: C:\Users\Public\Documents\PerkinElmer Syngistix\ICPMS\Method\STD Performance Check.mth

Dataset File: C:\Users\Public\Documents\PerkinElmer Syngistix\ICPMS\DataSet\OPTIMIZE 2020\STD Performance Check.384

MassCal File: C:\Users\Public\Documents\PerkinElmer Syngistix\ICPMS\MassCal\Default.tun

Conditions File: C:\Users\Public\Documents\PerkinElmer Syngistix\ICPMS\Conditions\Default.dac

Dual Detector Mode: Pulse

Acq. Dead Time (ns): 35

Current Dead Time (ns): 35

Torch Z position (mm): 0.00

## Replicates

### Replicate 1

Analyte	Mass	Meas. Intensity
Be	9	7553.330
In	115	81145.139
U	238	69989.027
CeO	156	1657.429
Ce	140	81108.935
Ce++	70	1494.078
Bkgd	220	1.667

### Replicate 2

Analyte	Mass	Meas. Intensity
Be	9	7505.304
In	115	80929.253
U	238	70656.635
CeO	156	1638.761
Ce	140	81157.878
Ce++	70	1451.074
Bkgd	220	1.333

### Replicate 3

Analyte	Mass	Meas. Intensity
Be	9	7428.931
In	115	81305.045
U	238	72004.004
CeO	156	1661.763
Ce	140	82395.600
Ce++	70	1503.412
Bkgd	220	1.167

### Replicate 4

Analyte	Mass	Meas. Intensity
Be	9	7446.940
In	115	81960.105
U	238	71630.132
CeO	156	1659.430
Ce	140	81736.496
Ce++	70	1508.413
Bkgd	220	0.833

### Replicate 5

Analyte	Mass	Meas. Intensity
Be	9	7348.223
In	115	81773.038
U	238	72519.602
CeO	156	1693.767
Ce	140	82459.969
Ce++	70	1541.750
Bkgd	220	2.000

Sample ID: [STD] Performance Check

Report Date/Time: Wednesday, July 22, 2020 11:36:58

Page 1

## Summary

Analyte	Mass	Meas. Intens. Mean	Net Intens. Mean	Net Intens. SD	Net Intens. RSD	Mode
Be	9.0	7456.5	7456.546	77.996	1.0	Standard
In	114.9	81422.5	81422.516	431.831	0.5	Standard
U	238.1	71359.9	71359.880	1025.509	1.4	Standard
[ CeO	155.9	1662.2	0.020	0.000	0.8	Standard
> Ce	139.9	81771.8	81771.776	648.120	0.8	Standard
[ Ce++	70.0	1499.7	0.018	0.000	1.7	Standard
Bkgd	220.0	1.4	1.400	0.450	32.2	Standard

## Current Conditions File Data

Current Value	Description
0.73	Standard - Nebulizer Gas Flow STD/KED [NEB]
1.20	Standard - Auxiliary Gas Flow
16.50	Standard - Plasma Gas Flow
-13.00	Standard - Deflector Voltage
1600.00	Standard - ICP RF Power
-1750.00	Standard - Analog Stage Voltage
950.00	Standard - Pulse Stage Voltage
-4.00	Standard - Quadrupole Rod Offset STD [QRO]
-4.00	Standard - Cell Rod Offset STD [CRO]
12.00	Standard - Discriminator Threshold
-4.00	Standard - Cell Entrance/Exit Voltage STD
-12.00	Helium KED - KED Mode QRO
-16.50	Helium KED - KED Mode CRO
-8.00	Helium KED - KED Mode Cell Entrance Voltage
-22.00	Helium KED - KED Mode Cell Exit Voltage
475.00	Helium KED - KED Mode Axial Field Voltage
0.00	Helium KED - KED RPa
0.25	Helium KED - KED RPq
4.20	Helium KED - Cell Gas A

## Method 200.8 - Summary Report

### Sample ID: ICAL1

Sample Date/Time: Wednesday, July 22, 2020 12:46:18

Sample Type: Blank

Sample Description:

Number of Replicates: 3

Batch ID: SW\_6020A,ICAL1

Method File: C:\Users\Public\Documents\PerkinElmer Syngistix\ICPMS\Method\epa 6020 ked\2019\ked epa6020 pb only.mth

Dataset File: C:\Users\Public\Documents\PerkinElmer Syngistix\ICPMS\DataSet\072220\ICAL1.001

### Summary

#### Concentration Results

Analyte	Mass	Meas. Intens.	Mean	Meas. Intens. RSD	Net Intens. Mean	Conc. Mean	Conc. RSD	Sample Unit
Kr	84		691.391	5.948				ug/L
[> Tb	159		688806.463	1.078				ug/L
[ Pb	208		133.334	8.268				ug/L

### QC Calculated Values

Analyte		MASS	Int Std % Recovery
[> L	Kr	84	
	Tb	159	
	Pb	208	

### QC Out of Limits

Analyte	Mass	Out of Limits Message
---------	------	-----------------------

## Method 200.8 - Summary Report

### Sample ID: ICAL3

Sample Date/Time: Wednesday, July 22, 2020 12:47:10

Sample Type: Standard

Sample Description:

Number of Replicates: 3

Batch ID: SW\_6020A,ICAL3

Method File: C:\Users\Public\Documents\PerkinElmer Syngistix\ICPMS\Method\epa 6020 ked\2019\ked epa6020 pb only.mth

Dataset File: C:\Users\Public\Documents\PerkinElmer Syngistix\ICPMS\DataSet\072220\ICAL3.002

### Summary

#### Concentration Results

Analyte Mass		Meas. Intens. Mean	Meas. Intens. RSD	Net Intens. Mean	Conc. Mean	Conc. RSD	Sample Unit
[> [	Kr	84	707.323	5.924	15.931	-2.642	263.0 ug/L
	Tb	159	700239.687	1.494	700239.687		ug/L
	Pb	208	4078.008	1.686	0.006	0.200	1.3 ug/L

### QC Calculated Values

Analyte		MASS	Int Std % Recovery
Kr		84	
[>	Tb	159	
[	Pb	208	

### QC Out of Limits

Analyte	Mass	Out of Limits Message
---------	------	-----------------------

## Method 200.8 - Summary Report

### Sample ID: ICAL4

Sample Date/Time: Wednesday, July 22, 2020 12:48:02

Sample Type: Standard

Sample Description:

Number of Replicates: 3

Batch ID: SW\_6020A,ICAL4

Method File: C:\Users\Public\Documents\PerkinElmer Syngistix\ICPMS\Method\epa 6020 ked\2019\ked epa6020 pb only.mth

Dataset File: C:\Users\Public\Documents\PerkinElmer Syngistix\ICPMS\DataSet\072220\ICAL4.003

### Summary

#### Concentration Results

Analyte Mass		Meas. Intens. Mean	Meas. Intens. RSD	Net Intens. Mean	Conc. Mean	Conc. RSD	Sample Unit
[> L]	Kr	84	692.090	7.947	0.699	-0.116	7871.4 ug/L
	Tb	159	696442.613	1.504	696442.613		ug/L
	Pb	208	99932.029	0.589	0.143	5.111	1.4 ug/L

### QC Calculated Values

Analyte		MASS	Int Std % Recovery
Kr		84	
[>	Tb	159	
L	Pb	208	

### QC Out of Limits

Analyte	Mass	Out of Limits Message
---------	------	-----------------------



## Method 200.8 - Summary Report

### Sample ID: ICAL5

Sample Date/Time: Wednesday, July 22, 2020 12:48:55

Sample Type: Standard

Sample Description:

Number of Replicates: 3

Batch ID: SW\_6020A,ICAL5

Method File: C:\Users\Public\Documents\PerkinElmer Syngistix\ICPMS\Method\epa 6020 ked\2019\ked epa6020 pb only.mth

Dataset File: C:\Users\Public\Documents\PerkinElmer Syngistix\ICPMS\DataSet\072220\ICAL5.004

### Summary

#### Concentration Results

	Analyte	Mass	Meas. Intens.	Mean	Meas. Intens. RSD	Net Intens. Mean	Conc. Mean	Conc. RSD	Sample Unit
	Kr	84		675.414	15.461	-15.978	2.649	653.6	ug/L
[>	Tb	159		695889.593	2.875	695889.593			ug/L
[	Pb	208		197444.730	2.294	0.284	10.115	1.1	ug/L

### QC Calculated Values

Analyte		MASS	Int Std % Recovery
Kr		84	
[>	Tb	159	
[	Pb	208	

### QC Out of Limits

Analyte	Mass	Out of Limits Message
---------	------	-----------------------

## Method 200.8 - Summary Report

### Sample ID: ICAL6

Sample Date/Time: Wednesday, July 22, 2020 12:49:47

Sample Type: Standard

Sample Description:

Number of Replicates: 3

Batch ID: SW\_6020A,ICAL6

Method File: C:\Users\Public\Documents\PerkinElmer Syngistix\ICPMS\Method\epa 6020 ked\2019\ked epa6020 pb only.mth

Dataset File: C:\Users\Public\Documents\PerkinElmer Syngistix\ICPMS\DataSet\072220\ICAL6.005

### Summary

#### Concentration Results

Analyte	Mass	Meas. Intens.	Mean	Meas. Intens. RSD	Net Intens. Mean	Conc. Mean	Conc. RSD	Sample Unit
Kr	84		603.047	21.507	-88.345	14.649	146.8	ug/L
[> Tb	159		694524.546	0.863	694524.546			ug/L
[ Pb	208		391054.321	0.483	0.563	20.079	0.7	ug/L

### QC Calculated Values

Analyte		MASS	Int Std % Recovery
[> L	Kr	84	
	Tb	159	
	Pb	208	

### QC Out of Limits

Analyte	Mass	Out of Limits Message
---------	------	-----------------------

## Method 200.8 - Summary Report

### Sample ID: ICAL7

Sample Date/Time: Wednesday, July 22, 2020 12:50:39

Sample Type: Standard

Sample Description:

Number of Replicates: 3

Batch ID: SW\_6020A,ICAL7

Method File: C:\Users\Public\Documents\PerkinElmer Syngistix\ICPMS\Method\epa 6020 ked\2019\ked epa6020 pb only.mth

Dataset File: C:\Users\Public\Documents\PerkinElmer Syngistix\ICPMS\DataSet\072220\ICAL7.006

### Summary

#### Concentration Results

Analyte Mass		Meas. Intens. Mean	Meas. Intens. RSD	Net Intens. Mean	Conc. Mean	Conc. RSD	Sample Unit
[> [	Kr	84	405.255	51.810	-286.136	47.446	73.4 ug/L
	Tb	159	693779.970	0.890	693779.970		ug/L
	Pb	208	965493.092	1.479	1.391	49.636	0.8 ug/L

### QC Calculated Values

Analyte		MASS	Int Std % Recovery
Kr		84	
[>	Tb	159	
[	Pb	208	

### QC Out of Limits

Analyte	Mass	Out of Limits Message
---------	------	-----------------------

## Method 200.8 - Summary Report

### Sample ID: ICAL8

Sample Date/Time: Wednesday, July 22, 2020 12:51:31

Sample Type: Standard

Sample Description:

Number of Replicates: 3

Batch ID: SW\_6020A,ICAL8

Method File: C:\Users\Public\Documents\PerkinElmer Syngistix\ICPMS\Method\epa 6020 ked\2019\ked epa6020 pb only.mth

Dataset File: C:\Users\Public\Documents\PerkinElmer Syngistix\ICPMS\DataSet\072220\ICAL8.007

### Summary

#### Concentration Results

Analyte	Mass	Meas. Intens.	Mean	Meas. Intens. RSD	Net Intens. Mean	Conc. Mean	Conc. RSD	Sample Unit
Kr	84		68.150	86.234	-623.241	103.344	9.4	ug/L
[> Tb	159		696480.841	1.971	696480.841			ug/L
[ Pb	208		1895351.765	2.648	2.721	97.063	0.8	ug/L

### QC Calculated Values

Analyte		MASS	Int Std % Recovery
[> L	Kr	84	
	Tb	159	
	Pb	208	

### QC Out of Limits

Analyte	Mass	Out of Limits Message
Kr	84	



## Method 200.8 - Summary Report

### Sample ID: ICV-072220

Sample Date/Time: Wednesday, July 22, 2020 12:52:24

Sample Type: Sample

Sample Description:

Number of Replicates: 3

Batch ID: SW\_6020A,ICV

Method File: C:\Users\Public\Documents\PerkinElmer Syngistix\ICPMS\Method\epa 6020 ked\2019\ked epa6020 pb only.mth

Dataset File: C:\Users\Public\Documents\PerkinElmer Syngistix\ICPMS\DataSet\072220\ICV-072220.008

### Summary

#### Concentration Results

	Analyte	Mass	Meas. Intens.	Mean	Meas. Intens. RSD	Net Intens. Mean	Conc. Mean	Conc. RSD	Sample Unit
	Kr	84		300.907	60.193	-390.485	64.749	46.4	ug/L
[>	Tb	159		702560.771	2.209	702560.771			ug/L
[	Pb	208		984470.145	1.640	1.401	49.984	0.6	ug/L

### QC Calculated Values

Analyte		MASS	Int Std % Recovery
[> L	Kr	84	
	Tb	159	101.997
	Pb	208	

### QC Out of Limits

Analyte	Mass	Out of Limits Message
---------	------	-----------------------

## Method 200.8 - Summary Report

### Sample ID: ICB-072220

Sample Date/Time: Wednesday, July 22, 2020 12:57:09

Sample Type: Sample

Sample Description:

Number of Replicates: 3

Batch ID: SW\_6020A,ICB

Method File: C:\Users\Public\Documents\PerkinElmer Syngistix\ICPMS\Method\epa 6020 ked\2019\ked epa6020 pb only.mth

Dataset File: C:\Users\Public\Documents\PerkinElmer Syngistix\ICPMS\DataSet\072220\ICB-072220.009

### Summary

#### Concentration Results

Analyte Mass		Meas. Intens. Mean	Meas. Intens. RSD	Net Intens. Mean	Conc. Mean	Conc. RSD	Sample Unit
[> L]	Kr	84	713.606	11.410	22.214	-3.683	366.5 ug/L
	Tb	159	690140.709	1.024	690140.709		ug/L
	Pb	208	119.445	22.154	-0.000	-0.002	80.1 ug/L

### QC Calculated Values

Analyte		MASS	Int Std % Recovery
[> L	Kr	84	
	Tb	159	100.194
	Pb	208	

### QC Out of Limits

Analyte	Mass	Out of Limits Message
---------	------	-----------------------

## Method 200.8 - Summary Report

**Sample ID: CRQL-072220**

Sample Date/Time: Wednesday, July 22, 2020 12:59:07

Sample Type: Sample

Sample Description:

Number of Replicates: 3

Batch ID: SW\_6020A,CRQL

Method File: C:\Users\Public\Documents\PerkinElmer Syngistix\ICPMS\Method\epa 6020 ked\2019\ked epa6020 pb only.mth

Dataset File: C:\Users\Public\Documents\PerkinElmer Syngistix\ICPMS\DataSet\072220\CRQL-072220.010

### Summary

#### Concentration Results

Analyte Mass		Meas. Intens. Mean	Meas. Intens. RSD	Net Intens. Mean	Conc. Mean	Conc. RSD	Sample Unit
[> [	Kr	84	617.964	3.578	-73.428	12.176	30.1 ug/L
	Tb	159	692549.242	2.296	692549.242		ug/L
	Pb	208	3987.716	2.747	0.006	0.197	0.6 ug/L

### QC Calculated Values

Analyte		MASS	Int Std % Recovery
[> L	Kr	84	
	Tb	159	100.543
	Pb	208	

### QC Out of Limits

Analyte	Mass	Out of Limits Message
---------	------	-----------------------

## Method 200.8 - Summary Report

### Sample ID: ICSA-072220

Sample Date/Time: Wednesday, July 22, 2020 13:00:04

Sample Type: Sample

Sample Description:

Number of Replicates: 3

Batch ID: SW\_6020A, ICSA

Method File: C:\Users\Public\Documents\PerkinElmer Syngistix\ICPMS\Method\epa 6020 ked\2019\ked epa6020 pb only.mth

Dataset File: C:\Users\Public\Documents\PerkinElmer Syngistix\ICPMS\DataSet\072220\ICSA-072220.011

### Summary

#### Concentration Results

Analyte Mass		Meas. Intens. Mean	Meas. Intens. RSD	Net Intens. Mean	Conc. Mean	Conc. RSD	Sample Unit
[> L]	Kr	84	718.643	10.464	27.252	-4.519	275.9 ug/L
	Tb	159	688990.631	4.684	688990.631		ug/L
	Pb	208	165.278	3.851	0.000	0.001	106.9 ug/L

### QC Calculated Values

Analyte		MASS	Int Std % Recovery
[> L	Kr	84	
	Tb	159	100.027
	Pb	208	

### QC Out of Limits

Analyte	Mass	Out of Limits Message
---------	------	-----------------------



## Method 200.8 - Summary Report

### Sample ID: ICSAB-072220

Sample Date/Time: Wednesday, July 22, 2020 13:00:57

Sample Type: Sample

Sample Description:

Number of Replicates: 3

Batch ID: SW\_6020A, ICSAB

Method File: C:\Users\Public\Documents\PerkinElmer Syngistix\ICPMS\Method\epa 6020 ked\2019\ked epa6020 pb only.mth

Dataset File: C:\Users\Public\Documents\PerkinElmer Syngistix\ICPMS\DataSet\072220\ICSAB-072220.012

### Summary

#### Concentration Results

	Analyte	Mass	Meas. Intens.	Mean	Meas. Intens. RSD	Net Intens. Mean	Conc. Mean	Conc. RSD	Sample Unit
	Kr	84		635.541	11.379	-55.850	9.261	129.5	ug/L
[>	Tb	159		696873.988	0.957	696873.988			ug/L
[	Pb	208		383351.545	1.497	0.550	19.617	1.9	ug/L

### QC Calculated Values

Analyte		MASS	Int Std % Recovery
[> L	Kr	84	
	Tb	159	101.171
	Pb	208	

### QC Out of Limits

Analyte	Mass	Out of Limits Message
---------	------	-----------------------

## Method 200.8 - Summary Report

### Sample ID: MB-52072

Sample Date/Time: Wednesday, July 22, 2020 13:36:12

Sample Type: Sample

Sample Description: X10

Number of Replicates: 3

Batch ID: SW\_6020S,MBLK

Method File: C:\Users\Public\Documents\PerkinElmer Syngistix\ICPMS\Method\epa 6020 ked\2019\ked epa6020 pb only.mth

Dataset File: C:\Users\Public\Documents\PerkinElmer Syngistix\ICPMS\DataSet\072220\MB-52072.013

### Summary

#### Concentration Results

Analyte	Mass	Meas. Intens.	Mean	Meas. Intens. RSD	Net Intens.	Mean	Conc. Mean	Conc. RSD	Sample Unit
Kr	84		698.567	8.015		7.175	-1.190	780.3	ug/L
[> Tb	159		693091.109	1.567		693091.109			ug/L
[ Pb	208		277.779	14.257		0.000	0.006	34.9	ug/L

### QC Calculated Values

Analyte		MASS	Int Std % Recovery
[> L	Kr	84	
	Tb	159	100.622
	Pb	208	

### QC Out of Limits

Analyte	Mass	Out of Limits Message
---------	------	-----------------------

## Method 200.8 - Summary Report

### Sample ID: LCS-52072

Sample Date/Time: Wednesday, July 22, 2020 13:37:04

Sample Type: Sample

Sample Description: X10

Number of Replicates: 3

Batch ID: SW\_6020S,LCS

Method File: C:\Users\Public\Documents\PerkinElmer Syngistix\ICPMS\Method\epa 6020 ked\2019\ked epa6020 pb only.mth

Dataset File: C:\Users\Public\Documents\PerkinElmer Syngistix\ICPMS\DataSet\072220\LCS-52072.014

### Summary

#### Concentration Results

Analyte Mass		Meas. Intens. Mean	Meas. Intens. RSD	Net Intens. Mean	Conc. Mean	Conc. RSD	Sample Unit
[> L]	Kr	84	506.170	5.690	-185.222	30.713	15.5 ug/L
	Tb	159	696354.449	1.712	696354.449		ug/L
	Pb	208	407552.073	0.239	0.585	20.874	1.5 ug/L

### QC Calculated Values

Analyte		MASS	Int Std % Recovery
[> L	Kr	84	
	Tb	159	101.096
	Pb	208	

### QC Out of Limits

Analyte	Mass	Out of Limits Message
---------	------	-----------------------

## Method 200.8 - Summary Report

### Sample ID: 2006518-004A

Sample Date/Time: Wednesday, July 22, 2020 13:37:56

Sample Type: Sample

Sample Description: X10

Number of Replicates: 3

Batch ID: SW\_6020S,SAMP

Method File: C:\Users\Public\Documents\PerkinElmer Syngistix\ICPMS\Method\epa 6020 ked\2019\ked epa6020 pb only.mth

Dataset File: C:\Users\Public\Documents\PerkinElmer Syngistix\ICPMS\DataSet\072220\2006518-004A.015

### Summary

#### Concentration Results

Analyte	Mass	Meas. Intens.	Mean	Meas. Intens. RSD	Net Intens.	Mean	Conc. Mean	Conc. RSD	Sample Unit
Kr	84		232.201	48.051		-459.190	76.141	24.3	ug/L
[> Tb	159		682902.600	1.672		682902.600			ug/L
[ Pb	208		411748.088	1.886		0.603	21.507	3.0	ug/L

### QC Calculated Values

Analyte		MASS	Int Std % Recovery
[> L	Kr	84	
	Tb	159	99.143
	Pb	208	

### QC Out of Limits

Analyte	Mass	Out of Limits Message
---------	------	-----------------------



## Method 200.8 - Summary Report

### Sample ID: 2006518-004AMS

Sample Date/Time: Wednesday, July 22, 2020 13:38:48

Sample Type: Sample

Sample Description: X10

Number of Replicates: 3

Batch ID: SW\_6020S,MS

Method File: C:\Users\Public\Documents\PerkinElmer Syngistix\ICPMS\Method\epa 6020 ked\2019\ked epa6020 pb only.mth

Dataset File: C:\Users\Public\Documents\PerkinElmer Syngistix\ICPMS\DataSet\072220\2006518-004AMS.016

### Summary

#### Concentration Results

	Analyte	Mass	Meas. Intens.	Mean	Meas. Intens. RSD	Net Intens. Mean	Conc. Mean	Conc. RSD	Sample Unit
	Kr	84		320.791	46.980	-370.600	61.452	40.7	ug/L
[>	Tb	159		690443.276	2.158	690443.276			ug/L
[	Pb	208		706136.765	1.371	1.023	36.480	0.8	ug/L

### QC Calculated Values

Analyte		MASS	Int Std % Recovery
[> L	Kr	84	
	Tb	159	100.238
	Pb	208	

### QC Out of Limits

Analyte	Mass	Out of Limits Message
---------	------	-----------------------

## Method 200.8 - Summary Report

### Sample ID: 2006518-004AMSD

Sample Date/Time: Wednesday, July 22, 2020 13:39:40

Sample Type: Sample

Sample Description: X10

Number of Replicates: 3

Batch ID: SW\_6020S,MSD

Method File: C:\Users\Public\Documents\PerkinElmer Syngistix\ICPMS\Method\epa 6020 ked\2019\ked epa6020 pb only.mth

Dataset File: C:\Users\Public\Documents\PerkinElmer Syngistix\ICPMS\DataSet\072220\2006518-004AMSD.017

### Summary

#### Concentration Results

Analyte Mass		Meas. Intens. Mean	Meas. Intens. RSD	Net Intens. Mean	Conc. Mean	Conc. RSD	Sample Unit
[> [	Kr	84	-191.984	92.986	-883.375	146.478	20.2 ug/L
	Tb	159	695342.571	1.092	695342.571		ug/L
	Pb	208	803400.656	1.913	1.155	41.208	1.1 ug/L

### QC Calculated Values

Analyte		MASS	Int Std % Recovery
[> L	Kr	84	
	Tb	159	100.949
	Pb	208	

### QC Out of Limits

Analyte	Mass	Out of Limits Message
---------	------	-----------------------

## Method 200.8 - Summary Report

### Sample ID: 2006518-004ASD

Sample Date/Time: Wednesday, July 22, 2020 13:43:40

Sample Type: Sample

Sample Description: X50

Number of Replicates: 3

Batch ID: SW\_6020S,SD

Method File: C:\Users\Public\Documents\PerkinElmer Syngistix\ICPMS\Method\epa 6020 ked\2019\ked epa6020 pb only.mth

Dataset File: C:\Users\Public\Documents\PerkinElmer Syngistix\ICPMS\DataSet\072220\2006518-004ASD.018

### Summary

#### Concentration Results

Analyte Mass		Meas. Intens. Mean	Meas. Intens. RSD	Net Intens. Mean	Conc. Mean	Conc. RSD	Sample Unit
[> [	Kr	84	502.086	15.542	-189.305	31.390	41.2 ug/L
	Tb	159	684289.634	2.500	684289.634		ug/L
	Pb	208	83974.861	1.150	0.123	4.372	2.7 ug/L

### QC Calculated Values

Analyte		MASS	Int Std % Recovery
[> L	Kr	84	
	Tb	159	99.344
	Pb	208	

### QC Out of Limits

Analyte	Mass	Out of Limits Message
---------	------	-----------------------

## Method 200.8 - Summary Report

### Sample ID: 2006518-002A

Sample Date/Time: Wednesday, July 22, 2020 13:44:46

Sample Type: Sample

Sample Description: X10

Number of Replicates: 3

Batch ID: SW\_6020S,SAMP

Method File: C:\Users\Public\Documents\PerkinElmer Syngistix\ICPMS\Method\epa 6020 ked\2019\ked epa6020 pb only.mth

Dataset File: C:\Users\Public\Documents\PerkinElmer Syngistix\ICPMS\DataSet\072220\2006518-002A.019

### Summary

#### Concentration Results

Analyte Mass		Meas. Intens. Mean	Meas. Intens. RSD	Net Intens. Mean	Conc. Mean	Conc. RSD	Sample Unit
[> L]	Kr	84	40.946	255.786	-650.445	107.855	ug/L
	Tb	159	694266.587	2.167	694266.587		ug/L
	Pb	208	134919.023	1.017	0.194	6.926	ug/L

### QC Calculated Values

Analyte		MASS	Int Std % Recovery
[> L	Kr	84	
	Tb	159	100.793
	Pb	208	

### QC Out of Limits

Analyte	Mass	Out of Limits Message
---------	------	-----------------------



## Method 200.8 - Summary Report

### Sample ID: 2006518-003A

Sample Date/Time: Wednesday, July 22, 2020 13:45:38

Sample Type: Sample

Sample Description: X10

Number of Replicates: 3

Batch ID: SW\_6020S,SAMP

Method File: C:\Users\Public\Documents\PerkinElmer Syngistix\ICPMS\Method\epa 6020 ked\2019\ked epa6020 pb only.mth

Dataset File: C:\Users\Public\Documents\PerkinElmer Syngistix\ICPMS\DataSet\072220\2006518-003A.020

### Summary

#### Concentration Results

Analyte	Mass	Meas. Intens.	Mean	Meas. Intens. RSD	Net Intens. Mean	Conc. Mean	Conc. RSD	Sample Unit
Kr	84		233.779	5.468	-457.613	75.880	2.8	ug/L
[> Tb	159		706608.413	0.782	706608.413			ug/L
[ Pb	208		194762.480	1.391	0.275	9.825	1.9	ug/L

### QC Calculated Values

Analyte		MASS	Int Std % Recovery
[> L	Kr	84	
	Tb	159	102.584
	Pb	208	

### QC Out of Limits

Analyte	Mass	Out of Limits Message
---------	------	-----------------------

## Method 200.8 - Summary Report

### Sample ID: 2006518-005A

Sample Date/Time: Wednesday, July 22, 2020 13:46:30

Sample Type: Sample

Sample Description: X10

Number of Replicates: 3

Batch ID: SW\_6020S,SAMP

Method File: C:\Users\Public\Documents\PerkinElmer Syngistix\ICPMS\Method\epa 6020 ked\2019\ked epa6020 pb only.mth

Dataset File: C:\Users\Public\Documents\PerkinElmer Syngistix\ICPMS\DataSet\072220\2006518-005A.021

### Summary

#### Concentration Results

Analyte Mass		Meas. Intens. Mean	Meas. Intens. RSD	Net Intens. Mean	Conc. Mean	Conc. RSD	Sample Unit
[> L]	Kr	84	-35.524	354.482	-726.915	120.535	17.3 ug/L
	Tb	159	682244.438	0.162	682244.438		ug/L
	Pb	208	110940.654	0.561	0.162	5.793	0.6 ug/L

### QC Calculated Values

Analyte		MASS	Int Std % Recovery
[> L	Kr	84	
	Tb	159	99.047
	Pb	208	

### QC Out of Limits

Analyte	Mass	Out of Limits Message
---------	------	-----------------------

## Method 200.8 - Summary Report

### Sample ID: 2006518-006A

Sample Date/Time: Wednesday, July 22, 2020 13:47:22

Sample Type: Sample

Sample Description: X10

Number of Replicates: 3

Batch ID: SW\_6020S,SAMP

Method File: C:\Users\Public\Documents\PerkinElmer Syngistix\ICPMS\Method\epa 6020 ked\2019\ked epa6020 pb only.mth

Dataset File: C:\Users\Public\Documents\PerkinElmer Syngistix\ICPMS\DataSet\072220\2006518-006A.022

### Summary

#### Concentration Results

Analyte Mass		Meas. Intens. Mean	Meas. Intens. RSD	Net Intens. Mean	Conc. Mean	Conc. RSD	Sample Unit
[> [	Kr	84	-36.528	206.445	-727.919	120.701	10.4 ug/L
	Tb	159	684637.500	1.831	684637.500		ug/L
	Pb	208	242776.217	2.134	0.354	12.644	2.5 ug/L

### QC Calculated Values

Analyte		MASS	Int Std % Recovery
[> L	Kr	84	
	Tb	159	99.395
	Pb	208	

### QC Out of Limits

Analyte	Mass	Out of Limits Message
---------	------	-----------------------

## Method 200.8 - Summary Report

### Sample ID: 2006518-007A

Sample Date/Time: Wednesday, July 22, 2020 13:48:13

Sample Type: Sample

Sample Description: X10

Number of Replicates: 3

Batch ID: SW\_6020S,SAMP

Method File: C:\Users\Public\Documents\PerkinElmer Syngistix\ICPMS\Method\epa 6020 ked\2019\ked epa6020 pb only.mth

Dataset File: C:\Users\Public\Documents\PerkinElmer Syngistix\ICPMS\DataSet\072220\2006518-007A.023

### Summary

#### Concentration Results

Analyte	Mass	Meas. Intens.	Mean	Meas. Intens. RSD	Net Intens. Mean	Conc. Mean	Conc. RSD	Sample Unit
Kr	84		-144.351	185.890	-835.743	138.580	32.1	ug/L
[> Tb	159		689982.001	3.030	689982.001			ug/L
[ Pb	208		88029.468	0.309	0.127	4.546	3.0	ug/L

### QC Calculated Values

Analyte		MASS	Int Std % Recovery
[> L	Kr	84	
	Tb	159	100.171
	Pb	208	

### QC Out of Limits

Analyte	Mass	Out of Limits Message
---------	------	-----------------------



## Method 200.8 - Summary Report

### Sample ID: 2006518-008A

Sample Date/Time: Wednesday, July 22, 2020 13:49:05

Sample Type: Sample

Sample Description: X10

Number of Replicates: 3

Batch ID: SW\_6020S,SAMP

Method File: C:\Users\Public\Documents\PerkinElmer Syngistix\ICPMS\Method\epa 6020 ked\2019\ked epa6020 pb only.mth

Dataset File: C:\Users\Public\Documents\PerkinElmer Syngistix\ICPMS\DataSet\072220\2006518-008A.024

### Summary

#### Concentration Results

Analyte	Mass	Meas. Intens.	Mean	Meas. Intens. RSD	Net Intens. Mean	Conc. Mean	Conc. RSD	Sample Unit
Kr	84		-309.077	32.909	-1000.469	165.894	10.2	ug/L
[> Tb	159		688309.902	1.142	688309.902			ug/L
[ Pb	208		87742.603	0.374	0.127	4.540	0.9	ug/L

### QC Calculated Values

Analyte		MASS	Int Std % Recovery
[> L	Kr	84	
	Tb	159	99.928
	Pb	208	

### QC Out of Limits

Analyte	Mass	Out of Limits Message
---------	------	-----------------------

## Method 200.8 - Summary Report

### Sample ID: 2006518-009A

Sample Date/Time: Wednesday, July 22, 2020 13:49:56

Sample Type: Sample

Sample Description: X10

Number of Replicates: 3

Batch ID: SW\_6020S,SAMP

Method File: C:\Users\Public\Documents\PerkinElmer Syngistix\ICPMS\Method\epa 6020 ked\2019\ked epa6020 pb only.mth

Dataset File: C:\Users\Public\Documents\PerkinElmer Syngistix\ICPMS\DataSet\072220\2006518-009A.025

### Summary

#### Concentration Results

	Analyte Mass	Meas. Intens. Mean	Meas. Intens. RSD	Net Intens. Mean	Conc. Mean	Conc. RSD	Sample Unit
	Kr 84	-279.377	28.231	-970.768	160.969	8.1	ug/L
[>	Tb 159	695046.375	2.482	695046.375			ug/L
[	Pb 208	183450.651	1.049	0.264	9.410	1.5	ug/L

### QC Calculated Values

Analyte		MASS	Int Std % Recovery
[> L	Kr	84	
	Tb	159	100.906
	Pb	208	

### QC Out of Limits

Analyte	Mass	Out of Limits Message
---------	------	-----------------------

## Method 200.8 - Summary Report

### Sample ID: 2006518-010A

Sample Date/Time: Wednesday, July 22, 2020 13:50:48

Sample Type: Sample

Sample Description: X10

Number of Replicates: 3

Batch ID: SW\_6020S,SAMP

Method File: C:\Users\Public\Documents\PerkinElmer Syngistix\ICPMS\Method\epa 6020 ked\2019\ked epa6020 pb only.mth

Dataset File: C:\Users\Public\Documents\PerkinElmer Syngistix\ICPMS\DataSet\072220\2006518-010A.026

### Summary

#### Concentration Results

Analyte Mass		Meas. Intens. Mean	Meas. Intens. RSD	Net Intens. Mean	Conc. Mean	Conc. RSD	Sample Unit
[> L	Kr	84	-203.592	25.875	-894.984	148.403	5.9 ug/L
	Tb	159	672185.455	0.262	672185.455		ug/L
	Pb	208	224277.459	0.529	0.333	11.895	0.5 ug/L

### QC Calculated Values

Analyte		MASS	Int Std % Recovery
[> L	Kr	84	
	Tb	159	97.587
	Pb	208	

### QC Out of Limits

Analyte	Mass	Out of Limits Message
---------	------	-----------------------

## Method 200.8 - Summary Report

### Sample ID: 2006518-011A

Sample Date/Time: Wednesday, July 22, 2020 13:51:41

Sample Type: Sample

Sample Description: X10

Number of Replicates: 3

Batch ID: SW\_6020S,SAMP

Method File: C:\Users\Public\Documents\PerkinElmer Syngistix\ICPMS\Method\epa 6020 ked\2019\ked epa6020 pb only.mth

Dataset File: C:\Users\Public\Documents\PerkinElmer Syngistix\ICPMS\DataSet\072220\2006518-011A.027

### Summary

#### Concentration Results

	Analyte	Mass	Meas. Intens.	Mean	Meas. Intens. RSD	Net Intens. Mean	Conc. Mean	Conc. RSD	Sample Unit
	Kr	84		-294.248	45.908	-985.640	163.435	13.7	ug/L
[>	Tb	159		683335.562	2.714	683335.562			ug/L
[	Pb	208		196321.649	1.185	0.287	10.244	1.6	ug/L

### QC Calculated Values

Analyte		MASS	Int Std % Recovery
[> L	Kr	84	
	Tb	159	99.206
	Pb	208	

### QC Out of Limits

Analyte	Mass	Out of Limits Message
---------	------	-----------------------



## Method 200.8 - Summary Report

Sample ID: CCV-072220-1

Sample Date/Time: Wednesday, July 22, 2020 13:52:46

Sample Type: Sample

Sample Description:

Number of Replicates: 3

Batch ID: SW\_6020A,CCV

Method File: C:\Users\Public\Documents\PerkinElmer Syngistix\ICPMS\Method\epa 6020 ked\2019\ked epa6020 pb only.mth

Dataset File: C:\Users\Public\Documents\PerkinElmer Syngistix\ICPMS\DataSet\072220\CCV-072220-1.028

### Summary

#### Concentration Results

Analyte Mass		Meas. Intens. Mean	Meas. Intens. RSD	Net Intens. Mean	Conc. Mean	Conc. RSD	Sample Unit
[> [	Kr	84	479.579	11.965	-211.812	35.122	27.1 ug/L
	Tb	159	695232.698	2.154	695232.698		ug/L
	Pb	208	984751.234	1.618	1.417	50.533	2.2 ug/L

### QC Calculated Values

Analyte		MASS	Int Std % Recovery
[> L	Kr	84	
	Tb	159	100.933
	Pb	208	

### QC Out of Limits

Analyte	Mass	Out of Limits Message
---------	------	-----------------------

## Method 200.8 - Summary Report

**Sample ID: CCB-072220-1**

Sample Date/Time: Wednesday, July 22, 2020 13:57:12

Sample Type: Sample

Sample Description:

Number of Replicates: 3

Batch ID: SW\_6020A,CCB

Method File: C:\Users\Public\Documents\PerkinElmer Syngistix\ICPMS\Method\epa 6020 ked\2019\ked epa6020 pb only.mth

Dataset File: C:\Users\Public\Documents\PerkinElmer Syngistix\ICPMS\DataSet\072220\CCB-072220-1.029

### Summary

#### Concentration Results

Analyte Mass		Meas. Intens. Mean	Meas. Intens. RSD	Net Intens. Mean	Conc. Mean	Conc. RSD	Sample Unit
[> L]	Kr	84	639.595	6.272	-51.796	8.589	77.4 ug/L
	Tb	159	675908.179	1.338	675908.179		ug/L
	Pb	208	233.334	25.754	0.000	0.004	75.7 ug/L

### QC Calculated Values

Analyte		MASS	Int Std % Recovery
[> L	Kr	84	
	Tb	159	98.127
	Pb	208	

### QC Out of Limits

Analyte	Mass	Out of Limits Message
---------	------	-----------------------

## Method 200.8 - Summary Report

### Sample ID: 2006518-012A

Sample Date/Time: Wednesday, July 22, 2020 13:58:25

Sample Type: Sample

Sample Description: X10

Number of Replicates: 3

Batch ID: SW\_6020S,SAMP

Method File: C:\Users\Public\Documents\PerkinElmer Syngistix\ICPMS\Method\epa 6020 ked\2019\ked epa6020 pb only.mth

Dataset File: C:\Users\Public\Documents\PerkinElmer Syngistix\ICPMS\DataSet\072220\2006518-012A.030

### Summary

#### Concentration Results

Analyte Mass		Meas. Intens. Mean	Meas. Intens. RSD	Net Intens. Mean	Conc. Mean	Conc. RSD	Sample Unit
[> L]	Kr	84	-99.857	98.532	-791.249	131.202	12.4 ug/L
	Tb	159	679520.655	2.389	679520.655		ug/L
	Pb	208	213352.623	1.529	0.314	11.194	0.9 ug/L

### QC Calculated Values

Analyte		MASS	Int Std % Recovery
[> L	Kr	84	
	Tb	159	98.652
	Pb	208	

### QC Out of Limits

Analyte	Mass	Out of Limits Message
---------	------	-----------------------

## Method 200.8 - Summary Report

### Sample ID: 2006518-013A

Sample Date/Time: Wednesday, July 22, 2020 13:59:17

Sample Type: Sample

Sample Description: X10

Number of Replicates: 3

Batch ID: SW\_6020S,SAMP

Method File: C:\Users\Public\Documents\PerkinElmer Syngistix\ICPMS\Method\epa 6020 ked\2019\ked epa6020 pb only.mth

Dataset File: C:\Users\Public\Documents\PerkinElmer Syngistix\ICPMS\DataSet\072220\2006518-013A.031

### Summary

#### Concentration Results

Analyte	Mass	Meas. Intens.	Mean	Meas. Intens. RSD	Net Intens. Mean	Conc. Mean	Conc. RSD	Sample Unit
Kr	84		435.460	13.987	-255.931	42.438	23.8	ug/L
[> Tb	159		703064.912	3.693	703064.912			ug/L
[ Pb	208		382053.671	0.479	0.544	19.392	3.2	ug/L

### QC Calculated Values

Analyte		MASS	Int Std % Recovery
[> L	Kr	84	
	Tb	159	102.070
	Pb	208	

### QC Out of Limits

Analyte	Mass	Out of Limits Message
---------	------	-----------------------



## Method 200.8 - Summary Report

### Sample ID: 2006518-014A

Sample Date/Time: Wednesday, July 22, 2020 14:00:09

Sample Type: Sample

Sample Description: X10

Number of Replicates: 3

Batch ID: SW\_6020S,SAMP

Method File: C:\Users\Public\Documents\PerkinElmer Syngistix\ICPMS\Method\epa 6020 ked\2019\ked epa6020 pb only.mth

Dataset File: C:\Users\Public\Documents\PerkinElmer Syngistix\ICPMS\DataSet\072220\2006518-014A.032

### Summary

#### Concentration Results

	Analyte	Mass	Meas. Intens.	Mean	Meas. Intens. RSD	Net Intens. Mean	Conc. Mean	Conc. RSD	Sample Unit
	Kr	84		304.744	31.232	-386.648	64.113	24.6	ug/L
[>	Tb	159		696582.146	1.384	696582.146			ug/L
[	Pb	208		481911.206	1.030	0.692	24.674	1.3	ug/L

### QC Calculated Values

Analyte		MASS	Int Std % Recovery
[> L	Kr	84	
	Tb	159	101.129
	Pb	208	

### QC Out of Limits

Analyte	Mass	Out of Limits Message
---------	------	-----------------------

## Method 200.8 - Summary Report

### Sample ID: 2006518-015A

Sample Date/Time: Wednesday, July 22, 2020 14:01:01

Sample Type: Sample

Sample Description: X10

Number of Replicates: 3

Batch ID: SW\_6020S,SAMP

Method File: C:\Users\Public\Documents\PerkinElmer Syngistix\ICPMS\Method\epa 6020 ked\2019\ked epa6020 pb only.mth

Dataset File: C:\Users\Public\Documents\PerkinElmer Syngistix\ICPMS\DataSet\072220\2006518-015A.033

### Summary

#### Concentration Results

Analyte	Mass	Meas. Intens.	Mean	Meas. Intens. RSD	Net Intens. Mean	Conc. Mean	Conc. RSD	Sample Unit
Kr	84		362.497	28.980	-328.894	54.536	31.9	ug/L
[> Tb	159		699930.979	1.111	699930.979			ug/L
[ Pb	208		205391.608	2.055	0.293	10.460	1.4	ug/L

### QC Calculated Values

Analyte		MASS	Int Std % Recovery
[> L	Kr	84	
	Tb	159	101.615
	Pb	208	

### QC Out of Limits

Analyte	Mass	Out of Limits Message
---------	------	-----------------------

## Method 200.8 - Summary Report

### Sample ID: 2006518-016A

Sample Date/Time: Wednesday, July 22, 2020 14:01:52

Sample Type: Sample

Sample Description: X10

Number of Replicates: 3

Batch ID: SW\_6020S,SAMP

Method File: C:\Users\Public\Documents\PerkinElmer Syngistix\ICPMS\Method\epa 6020 ked\2019\ked epa6020 pb only.mth

Dataset File: C:\Users\Public\Documents\PerkinElmer Syngistix\ICPMS\DataSet\072220\2006518-016A.034

### Summary

#### Concentration Results

Analyte	Mass	Meas. Intens.	Mean	Meas. Intens. RSD	Net Intens. Mean	Conc. Mean	Conc. RSD	Sample Unit
Kr	84		390.721	12.756	-300.671	49.856	16.6	ug/L
[> Tb	159		698957.727	0.619	698957.727			ug/L
[ Pb	208		457272.517	0.697	0.654	23.330	0.1	ug/L

### QC Calculated Values

Analyte		MASS	Int Std % Recovery
[> L	Kr	84	
	Tb	159	101.474
	Pb	208	

### QC Out of Limits

Analyte	Mass	Out of Limits Message
---------	------	-----------------------

## Method 200.8 - Summary Report

### Sample ID: 2006518-017A

Sample Date/Time: Wednesday, July 22, 2020 14:02:44

Sample Type: Sample

Sample Description: X10

Number of Replicates: 3

Batch ID: SW\_6020S,SAMP

Method File: C:\Users\Public\Documents\PerkinElmer Syngistix\ICPMS\Method\epa 6020 ked\2019\ked epa6020 pb only.mth

Dataset File: C:\Users\Public\Documents\PerkinElmer Syngistix\ICPMS\DataSet\072220\2006518-017A.035

### Summary

#### Concentration Results

Analyte Mass		Meas. Intens. Mean	Meas. Intens. RSD	Net Intens. Mean	Conc. Mean	Conc. RSD	Sample Unit
[> L]	Kr	84	371.167	20.973	-320.224	53.098	24.3 ug/L
	Tb	159	707472.582	2.260	707472.582		ug/L
	Pb	208	314039.282	1.796	0.444	15.828	0.5 ug/L

### QC Calculated Values

Analyte		MASS	Int Std % Recovery
[> L	Kr	84	
	Tb	159	102.710
	Pb	208	

### QC Out of Limits

Analyte	Mass	Out of Limits Message
---------	------	-----------------------



## Method 200.8 - Summary Report

**Sample ID: CCV-072220-2**

Sample Date/Time: Wednesday, July 22, 2020 14:04:33

Sample Type: Sample

Sample Description:

Number of Replicates: 3

Batch ID: SW\_6020A,CCV

Method File: C:\Users\Public\Documents\PerkinElmer Syngistix\ICPMS\Method\epa 6020 ked\2019\ked epa6020 pb only.mth

Dataset File: C:\Users\Public\Documents\PerkinElmer Syngistix\ICPMS\DataSet\072220\CCV-072220-2.036

### Summary

#### Concentration Results

Analyte	Mass	Meas. Intens.	Mean	Meas. Intens. RSD	Net Intens.	Mean	Conc. Mean	Conc. RSD	Sample Unit
Kr	84		378.457	20.636		-312.935	51.890	25.0	ug/L
[> Tb	159		671684.217	1.900		671684.217			ug/L
[ Pb	208		939489.743	1.637		1.399	49.893	1.2	ug/L

### QC Calculated Values

Analyte		MASS	Int Std % Recovery
[> L	Kr	84	
	Tb	159	97.514
	Pb	208	

### QC Out of Limits

Analyte	Mass	Out of Limits Message
---------	------	-----------------------

## Method 200.8 - Summary Report

**Sample ID: CCB-072220-2**

Sample Date/Time: Wednesday, July 22, 2020 14:05:25

Sample Type: Sample

Sample Description:

Number of Replicates: 3

Batch ID: SW\_6020A,CCB

Method File: C:\Users\Public\Documents\PerkinElmer Syngistix\ICPMS\Method\epa 6020 ked\2019\ked epa6020 pb only.mth

Dataset File: C:\Users\Public\Documents\PerkinElmer Syngistix\ICPMS\DataSet\072220\CCB-072220-2.037

### Summary

#### Concentration Results

Analyte Mass		Meas. Intens. Mean	Meas. Intens. RSD	Net Intens. Mean	Conc. Mean	Conc. RSD	Sample Unit
Kr 84		622.989	12.068	-68.403	11.342	109.9	ug/L
[> L	Tb 159	678577.544	0.588	678577.544			ug/L
	Pb 208	984.735	6.137	0.001	0.044	7.9	ug/L

### QC Calculated Values

Analyte		MASS	Int Std % Recovery
[> L	Kr	84	
	Tb	159	98.515
	Pb	208	

### QC Out of Limits

Analyte	Mass	Out of Limits Message
---------	------	-----------------------

## Method 200.8 - Summary Report

### Sample ID: MB-52077

Sample Date/Time: Wednesday, July 22, 2020 14:15:10

Sample Type: Sample

Sample Description: X10

Number of Replicates: 3

Batch ID: SW\_6020S,MBLK

Method File: C:\Users\Public\Documents\PerkinElmer Syngistix\ICPMS\Method\epa 6020 ked\2019\ked epa6020 pb only.mth

Dataset File: C:\Users\Public\Documents\PerkinElmer Syngistix\ICPMS\DataSet\072220\MB-52077.038

### Summary

#### Concentration Results

	Analyte	Mass	Meas. Intens.	Mean	Meas. Intens. RSD	Net Intens. Mean	Conc. Mean	Conc. RSD	Sample Unit
	Kr	84		651.625	3.847	-39.767	6.594	63.0	ug/L
[>	Tb	159		707038.082	1.633	707038.082			ug/L
[	Pb	208		259.723	17.744	0.000	0.005	41.3	ug/L

### QC Calculated Values

Analyte		MASS	Int Std % Recovery
[> L	Kr	84	
	Tb	159	102.647
	Pb	208	

### QC Out of Limits

Analyte	Mass	Out of Limits Message
---------	------	-----------------------

## Method 200.8 - Summary Report

### Sample ID: LCS-52077

Sample Date/Time: Wednesday, July 22, 2020 14:16:02

Sample Type: Sample

Sample Description: X10

Number of Replicates: 3

Batch ID: SW\_6020S,LCS

Method File: C:\Users\Public\Documents\PerkinElmer Syngistix\ICPMS\Method\epa 6020 ked\2019\ked epa6020 pb only.mth

Dataset File: C:\Users\Public\Documents\PerkinElmer Syngistix\ICPMS\DataSet\072220\LCS-52077.039

### Summary

#### Concentration Results

Analyte	Mass	Meas. Intens.	Mean	Meas. Intens. RSD	Net Intens. Mean	Conc. Mean	Conc. RSD	Sample Unit
Kr	84		583.293	18.712	-108.098	17.924	101.0	ug/L
[> Tb	159		703752.242	1.570	703752.242			ug/L
[ Pb	208		405002.787	0.629	0.575	20.525	1.5	ug/L

### QC Calculated Values

Analyte		MASS	Int Std % Recovery
[> L	Kr	84	
	Tb	159	102.170
	Pb	208	

### QC Out of Limits

Analyte	Mass	Out of Limits Message
---------	------	-----------------------



## Method 200.8 - Summary Report

### Sample ID: 2006583-010A

Sample Date/Time: Wednesday, July 22, 2020 14:16:54

Sample Type: Sample

Sample Description: X10

Number of Replicates: 3

Batch ID: SW\_6020S,SAMP

Method File: C:\Users\Public\Documents\PerkinElmer Syngistix\ICPMS\Method\epa 6020 ked\2019\ked epa6020 pb only.mth

Dataset File: C:\Users\Public\Documents\PerkinElmer Syngistix\ICPMS\DataSet\072220\2006583-010A.040

### Summary

#### Concentration Results

Analyte Mass		Meas. Intens. Mean	Meas. Intens. RSD	Net Intens. Mean	Conc. Mean	Conc. RSD	Sample Unit
[> L]	Kr	84	85.654	313.737	-605.738	100.441	44.4 ug/L
	Tb	159	691716.495	2.425	691716.495		ug/L
	Pb	208	349953.095	1.527	0.506	18.044	1.9 ug/L

### QC Calculated Values

Analyte		MASS	Int Std % Recovery
[> L	Kr	84	
	Tb	159	100.422
	Pb	208	

### QC Out of Limits

Analyte	Mass	Out of Limits Message
---------	------	-----------------------

## Method 200.8 - Summary Report

### Sample ID: 2006583-010AMS

Sample Date/Time: Wednesday, July 22, 2020 14:17:46

Sample Type: Sample

Sample Description: X10

Number of Replicates: 3

Batch ID: SW\_6020S,MS

Method File: C:\Users\Public\Documents\PerkinElmer Syngistix\ICPMS\Method\epa 6020 ked\2019\ked epa6020 pb only.mth

Dataset File: C:\Users\Public\Documents\PerkinElmer Syngistix\ICPMS\DataSet\072220\2006583-010AMS.041

### Summary

#### Concentration Results

Analyte Mass		Meas. Intens. Mean	Meas. Intens. RSD	Net Intens. Mean	Conc. Mean	Conc. RSD	Sample Unit
[> [	Kr	84	-94.909	108.438	-786.300	130.381	13.1 ug/L
	Tb	159	700555.674	1.792	700555.674		ug/L
	Pb	208	663327.821	0.897	0.947	33.775	1.4 ug/L

### QC Calculated Values

Analyte		MASS	Int Std % Recovery
[> L	Kr	84	
	Tb	159	101.706
	Pb	208	

### QC Out of Limits

Analyte	Mass	Out of Limits Message
---------	------	-----------------------

## Method 200.8 - Summary Report

### Sample ID: 2006583-010AMSD

Sample Date/Time: Wednesday, July 22, 2020 14:18:38

Sample Type: Sample

Sample Description: X10

Number of Replicates: 3

Batch ID: SW\_6020S,MSD

Method File: C:\Users\Public\Documents\PerkinElmer Syngistix\ICPMS\Method\epa 6020 ked\2019\ked epa6020 pb only.mth

Dataset File: C:\Users\Public\Documents\PerkinElmer Syngistix\ICPMS\DataSet\072220\2006583-010AMSD.042

### Summary

#### Concentration Results

Analyte Mass		Meas. Intens. Mean	Meas. Intens. RSD	Net Intens. Mean	Conc. Mean	Conc. RSD	Sample Unit
[> [	Kr	84	-82.347	295.833	-773.739	128.299	31.5 ug/L
	Tb	159	694267.670	0.613	694267.670		ug/L
	Pb	208	1604294.056	0.826	2.311	82.425	0.2 ug/L

### QC Calculated Values

Analyte		MASS	Int Std % Recovery
[> L	Kr	84	
	Tb	159	100.793
	Pb	208	

### QC Out of Limits

Analyte	Mass	Out of Limits Message
---------	------	-----------------------

## Method 200.8 - Summary Report

### Sample ID: 2006583-010ASD

Sample Date/Time: Wednesday, July 22, 2020 14:21:09

Sample Type: Sample

Sample Description: X50

Number of Replicates: 3

Batch ID: SW\_6020S,SD

Method File: C:\Users\Public\Documents\PerkinElmer Syngistix\ICPMS\Method\epa 6020 ked\2019\ked epa6020 pb only.mth

Dataset File: C:\Users\Public\Documents\PerkinElmer Syngistix\ICPMS\DataSet\072220\2006583-010ASD.043

### Summary

#### Concentration Results

Analyte Mass		Meas. Intens. Mean	Meas. Intens. RSD	Net Intens. Mean	Conc. Mean	Conc. RSD	Sample Unit
[> L]	Kr	84	549.073	9.864	-142.318	23.599	38.1 ug/L
	Tb	159	664731.437	2.323	664731.437		ug/L
	Pb	208	72831.426	0.262	0.109	3.902	2.5 ug/L

### QC Calculated Values

Analyte		MASS	Int Std % Recovery
[> L	Kr	84	
	Tb	159	96.505
	Pb	208	

### QC Out of Limits

Analyte	Mass	Out of Limits Message
---------	------	-----------------------



## Method 200.8 - Summary Report

### Sample ID: 2006518-018A

Sample Date/Time: Wednesday, July 22, 2020 14:23:58

Sample Type: Sample

Sample Description: X10

Number of Replicates: 3

Batch ID: SW\_6020S,SAMP

Method File: C:\Users\Public\Documents\PerkinElmer Syngistix\ICPMS\Method\epa 6020 ked\2019\ked epa6020 pb only.mth

Dataset File: C:\Users\Public\Documents\PerkinElmer Syngistix\ICPMS\DataSet\072220\2006518-018A.044

### Summary

#### Concentration Results

Analyte Mass		Meas. Intens. Mean	Meas. Intens. RSD	Net Intens. Mean	Conc. Mean	Conc. RSD	Sample Unit
[> [	Kr	84	179.378	35.039	-512.014	84.900	12.3 ug/L
	Tb	159	695660.327	3.625	695660.327		ug/L
	Pb	208	267911.009	1.401	0.385	13.738	2.3 ug/L

### QC Calculated Values

Analyte		MASS	Int Std % Recovery
[> L	Kr	84	
	Tb	159	100.995
	Pb	208	

### QC Out of Limits

Analyte	Mass	Out of Limits Message
---------	------	-----------------------

## Method 200.8 - Summary Report

### Sample ID: 2006518-019A

Sample Date/Time: Wednesday, July 22, 2020 14:24:50

Sample Type: Sample

Sample Description: X10

Number of Replicates: 3

Batch ID: SW\_6020S,SAMP

Method File: C:\Users\Public\Documents\PerkinElmer Syngistix\ICPMS\Method\epa 6020 ked\2019\ked epa6020 pb only.mth

Dataset File: C:\Users\Public\Documents\PerkinElmer Syngistix\ICPMS\DataSet\072220\2006518-019A.045

### Summary

#### Concentration Results

Analyte	Mass	Meas. Intens.	Mean	Meas. Intens. RSD	Net Intens. Mean	Conc. Mean	Conc. RSD	Sample Unit
Kr	84		449.655	31.377	-241.736	40.084	58.4	ug/L
[> Tb	159		693343.669	3.090	693343.669			ug/L
[ Pb	208		268026.000	1.444	0.387	13.787	1.7	ug/L

### QC Calculated Values

Analyte		MASS	Int Std % Recovery
[> L	Kr	84	
	Tb	159	100.659
	Pb	208	

### QC Out of Limits

Analyte	Mass	Out of Limits Message
---------	------	-----------------------

## Method 200.8 - Summary Report

### Sample ID: 2006518-020A

Sample Date/Time: Wednesday, July 22, 2020 14:25:42

Sample Type: Sample

Sample Description: X10

Number of Replicates: 3

Batch ID: SW\_6020S,SAMP

Method File: C:\Users\Public\Documents\PerkinElmer Syngistix\ICPMS\Method\epa 6020 ked\2019\ked epa6020 pb only.mth

Dataset File: C:\Users\Public\Documents\PerkinElmer Syngistix\ICPMS\DataSet\072220\2006518-020A.046

### Summary

#### Concentration Results

Analyte Mass		Meas. Intens. Mean	Meas. Intens. RSD	Net Intens. Mean	Conc. Mean	Conc. RSD	Sample Unit
[> L]	Kr	84	378.885	14.576	-312.507	51.819	17.7 ug/L
	Tb	159	686726.674	1.155	686726.674		ug/L
	Pb	208	395788.610	1.556	0.576	20.552	0.7 ug/L

### QC Calculated Values

Analyte		MASS	Int Std % Recovery
[> L	Kr	84	
	Tb	159	99.698
	Pb	208	

### QC Out of Limits

Analyte	Mass	Out of Limits Message
---------	------	-----------------------

## Method 200.8 - Summary Report

### Sample ID: 2006518-021A

Sample Date/Time: Wednesday, July 22, 2020 14:26:34

Sample Type: Sample

Sample Description: X10

Number of Replicates: 3

Batch ID: SW\_6020S,SAMP

Method File: C:\Users\Public\Documents\PerkinElmer Syngistix\ICPMS\Method\epa 6020 ked\2019\ked epa6020 pb only.mth

Dataset File: C:\Users\Public\Documents\PerkinElmer Syngistix\ICPMS\DataSet\072220\2006518-021A.047

### Summary

#### Concentration Results

	Analyte	Mass	Meas. Intens.	Mean	Meas. Intens. RSD	Net Intens. Mean	Conc. Mean	Conc. RSD	Sample Unit
	Kr	84		488.853	7.856	-202.539	33.584	19.0	ug/L
[>	Tb	159		684560.630	0.958	684560.630			ug/L
[	Pb	208		327627.989	0.240	0.478	17.067	1.2	ug/L

### QC Calculated Values

Analyte		MASS	Int Std % Recovery
[> L	Kr	84	
	Tb	159	99.384
	Pb	208	

### QC Out of Limits

Analyte	Mass	Out of Limits Message
---------	------	-----------------------



## Method 200.8 - Summary Report

### Sample ID: 2006518-022A

Sample Date/Time: Wednesday, July 22, 2020 14:27:25

Sample Type: Sample

Sample Description: X10

Number of Replicates: 3

Batch ID: SW\_6020S,SAMP

Method File: C:\Users\Public\Documents\PerkinElmer Syngistix\ICPMS\Method\epa 6020 ked\2019\ked epa6020 pb only.mth

Dataset File: C:\Users\Public\Documents\PerkinElmer Syngistix\ICPMS\DataSet\072220\2006518-022A.048

### Summary

#### Concentration Results

Analyte	Mass	Meas. Intens.	Mean	Meas. Intens. RSD	Net Intens. Mean	Conc. Mean	Conc. RSD	Sample Unit
Kr	84		447.113	10.404	-244.278	40.505	19.0	ug/L
[> Tb	159		703504.995	1.741	703504.995			ug/L
[ Pb	208		522295.293	0.761	0.742	26.480	1.2	ug/L

### QC Calculated Values

Analyte		MASS	Int Std % Recovery
[> L	Kr	84	
	Tb	159	102.134
	Pb	208	

### QC Out of Limits

Analyte	Mass	Out of Limits Message
---------	------	-----------------------

## Method 200.8 - Summary Report

### Sample ID: 2006518-023A

Sample Date/Time: Wednesday, July 22, 2020 14:28:17

Sample Type: Sample

Sample Description: X10

Number of Replicates: 3

Batch ID: SW\_6020S,SAMP

Method File: C:\Users\Public\Documents\PerkinElmer Syngistix\ICPMS\Method\epa 6020 ked\2019\ked epa6020 pb only.mth

Dataset File: C:\Users\Public\Documents\PerkinElmer Syngistix\ICPMS\DataSet\072220\2006518-023A.049

### Summary

#### Concentration Results

Analyte	Mass	Meas. Intens.	Mean	Meas. Intens. RSD	Net Intens. Mean	Conc. Mean	Conc. RSD	Sample Unit
Kr	84		280.174	15.346	-411.218	68.187	10.5	ug/L
[> Tb	159		700594.735	2.618	700594.735			ug/L
[ Pb	208		371942.335	2.261	0.531	18.932	0.8	ug/L

### QC Calculated Values

Analyte		MASS	Int Std % Recovery
[> L	Kr	84	
	Tb	159	101.711
	Pb	208	

### QC Out of Limits

Analyte	Mass	Out of Limits Message
---------	------	-----------------------

## Method 200.8 - Summary Report

### Sample ID: 2006518-024A

Sample Date/Time: Wednesday, July 22, 2020 14:29:08

Sample Type: Sample

Sample Description: X10

Number of Replicates: 3

Batch ID: SW\_6020S,SAMP

Method File: C:\Users\Public\Documents\PerkinElmer Syngistix\ICPMS\Method\epa 6020 ked\2019\ked epa6020 pb only.mth

Dataset File: C:\Users\Public\Documents\PerkinElmer Syngistix\ICPMS\DataSet\072220\2006518-024A.050

### Summary

#### Concentration Results

Analyte	Mass	Meas. Intens.	Mean	Meas. Intens. RSD	Net Intens. Mean	Conc. Mean	Conc. RSD	Sample Unit
Kr	84		245.636	64.033	-445.756	73.914	35.3	ug/L
[> Tb	159		697177.467	1.098	697177.467			ug/L
[ Pb	208		362797.599	1.567	0.520	18.559	2.5	ug/L

### QC Calculated Values

Analyte		MASS	Int Std % Recovery
[> L	Kr	84	
	Tb	159	101.215
	Pb	208	

### QC Out of Limits

Analyte	Mass	Out of Limits Message
---------	------	-----------------------

## Method 200.8 - Summary Report

### Sample ID: 2006518-025A

Sample Date/Time: Wednesday, July 22, 2020 14:30:00

Sample Type: Sample

Sample Description: X10

Number of Replicates: 3

Batch ID: SW\_6020S,SAMP

Method File: C:\Users\Public\Documents\PerkinElmer Syngistix\ICPMS\Method\epa 6020 ked\2019\ked epa6020 pb only.mth

Dataset File: C:\Users\Public\Documents\PerkinElmer Syngistix\ICPMS\DataSet\072220\2006518-025A.051

### Summary

#### Concentration Results

Analyte Mass		Meas. Intens. Mean	Meas. Intens. RSD	Net Intens. Mean	Conc. Mean	Conc. RSD	Sample Unit
[> [	Kr	84	400.544	13.760	-290.848	48.227	18.9 ug/L
	Tb	159	713716.823	1.273	713716.823		ug/L
	Pb	208	659320.397	0.371	0.924	32.949	0.9 ug/L

### QC Calculated Values

Analyte		MASS	Int Std % Recovery
[> L	Kr	84	
	Tb	159	103.616
	Pb	208	

### QC Out of Limits

Analyte	Mass	Out of Limits Message
---------	------	-----------------------



## Method 200.8 - Summary Report

### Sample ID: 2006518-026A

Sample Date/Time: Wednesday, July 22, 2020 14:30:52

Sample Type: Sample

Sample Description: X10

Number of Replicates: 3

Batch ID: SW\_6020S,SAMP

Method File: C:\Users\Public\Documents\PerkinElmer Syngistix\ICPMS\Method\epa 6020 ked\2019\ked epa6020 pb only.mth

Dataset File: C:\Users\Public\Documents\PerkinElmer Syngistix\ICPMS\DataSet\072220\2006518-026A.052

### Summary

#### Concentration Results

Analyte Mass		Meas. Intens. Mean	Meas. Intens. RSD	Net Intens. Mean	Conc. Mean	Conc. RSD	Sample Unit
[> L]	Kr	84	284.527	30.419	-406.864	67.465	21.3 ug/L
	Tb	159	686306.998	1.063	686306.998		ug/L
	Pb	208	182896.514	0.833	0.266	9.500	1.8 ug/L

### QC Calculated Values

Analyte		MASS	Int Std % Recovery
[> L	Kr	84	
	Tb	159	99.637
	Pb	208	

### QC Out of Limits

Analyte	Mass	Out of Limits Message
---------	------	-----------------------

## Method 200.8 - Summary Report

**Sample ID: CCV-072220-3**

Sample Date/Time: Wednesday, July 22, 2020 14:37:32

Sample Type: Sample

Sample Description:

Number of Replicates: 3

Batch ID: SW\_6020A,CCV

Method File: C:\Users\Public\Documents\PerkinElmer Syngistix\ICPMS\Method\epa 6020 ked\2019\ked epa6020 pb only.mth

Dataset File: C:\Users\Public\Documents\PerkinElmer Syngistix\ICPMS\DataSet\072220\CCV-072220-3.053

### Summary

#### Concentration Results

Analyte Mass		Meas. Intens. Mean	Meas. Intens. RSD	Net Intens. Mean	Conc. Mean	Conc. RSD	Sample Unit
[> [	Kr	84	487.757	29.418	-203.635	33.766	70.5 ug/L
	Tb	159	663310.935	3.976	663310.935		ug/L
	Pb	208	926353.686	1.559	1.397	49.845	2.5 ug/L

### QC Calculated Values

Analyte		MASS	Int Std % Recovery
[> L	Kr	84	
	Tb	159	96.299
	Pb	208	

### QC Out of Limits

Analyte	Mass	Out of Limits Message
---------	------	-----------------------

## Method 200.8 - Summary Report

**Sample ID: CCB-072220-3**

Sample Date/Time: Wednesday, July 22, 2020 14:38:25

Sample Type: Sample

Sample Description:

Number of Replicates: 3

Batch ID: SW\_6020A,CCB

Method File: C:\Users\Public\Documents\PerkinElmer Syngistix\ICPMS\Method\epa 6020 ked\2019\ked epa6020 pb only.mth

Dataset File: C:\Users\Public\Documents\PerkinElmer Syngistix\ICPMS\DataSet\072220\CCB-072220-3.054

### Summary

#### Concentration Results

Analyte Mass		Meas. Intens. Mean	Meas. Intens. RSD	Net Intens. Mean	Conc. Mean	Conc. RSD	Sample Unit
Kr 84		637.133	11.792	-54.259	8.997	138.5	ug/L
[> L	Tb 159	656852.423	1.448	656852.423			ug/L
	Pb 208	670.840	3.106	0.001	0.028	3.2	ug/L

Sample ID: CCB-072220-3

Report Date/Time: Wednesday, July 22, 2020 14:59:27

Page 1

### QC Calculated Values

Analyte		MASS	Int Std % Recovery
[> L	Kr	84	
	Tb	159	95.361
	Pb	208	

### QC Out of Limits

Analyte	Mass	Out of Limits Message
---------	------	-----------------------

## Method 200.8 - Summary Report

**Sample ID: CCV-072220-4**

Sample Date/Time: Wednesday, July 22, 2020 14:47:35

Sample Type: Sample

Sample Description:

Number of Replicates: 3

Batch ID: SW\_6020A,CCV

Method File: C:\Users\Public\Documents\PerkinElmer Syngistix\ICPMS\Method\epa 6020 ked\2019\ked epa6020 pb only.mth

Dataset File: C:\Users\Public\Documents\PerkinElmer Syngistix\ICPMS\DataSet\072220\CCV-072220-4.064

### Summary

#### Concentration Results

Analyte Mass		Meas. Intens. Mean	Meas. Intens. RSD	Net Intens. Mean	Conc. Mean	Conc. RSD	Sample Unit
[> L]	Kr	84	356.336	32.327	-335.056	55.558	34.4 ug/L
	Tb	159	669532.667	0.978	669532.667		ug/L
	Pb	208	932086.907	0.801	1.392	49.656	0.5 ug/L

### QC Calculated Values

Analyte		MASS	Int Std % Recovery
[> L	Kr	84	
	Tb	159	97.202
	Pb	208	

### QC Out of Limits

Analyte	Mass	Out of Limits Message
---------	------	-----------------------



## Method 200.8 - Summary Report

**Sample ID: CCB-072220-4**

Sample Date/Time: Wednesday, July 22, 2020 14:48:27

Sample Type: Sample

Sample Description:

Number of Replicates: 3

Batch ID: SW\_6020A,CCB

Method File: C:\Users\Public\Documents\PerkinElmer Syngistix\ICPMS\Method\epa 6020 ked\2019\ked epa6020 pb only.mth

Dataset File: C:\Users\Public\Documents\PerkinElmer Syngistix\ICPMS\DataSet\072220\CCB-072220-4.065

### Summary

#### Concentration Results

Analyte Mass		Meas. Intens. Mean	Meas. Intens. RSD	Net Intens. Mean	Conc. Mean	Conc. RSD	Sample Unit
[> L]	Kr	84	616.138	2.349	-75.254	12.478	ug/L
	Tb	159	674223.509	1.530	674223.509		ug/L
	Pb	208	912.512	8.457	0.001	0.040	11.5 ug/L

### QC Calculated Values

Analyte		MASS	Int Std % Recovery
[> L	Kr	84	
	Tb	159	97.883
	Pb	208	

### QC Out of Limits

Analyte	Mass	Out of Limits Message
---------	------	-----------------------

## Method 200.8 - Summary Report

**Sample ID: CCV-072220-5**

Sample Date/Time: Wednesday, July 22, 2020 14:52:17

Sample Type: Sample

Sample Description:

Number of Replicates: 3

Batch ID: SW\_6020A,CCV

Method File: C:\Users\Public\Documents\PerkinElmer Syngistix\ICPMS\Method\epa 6020 ked\2019\ked epa6020 pb only.mth

Dataset File: C:\Users\Public\Documents\PerkinElmer Syngistix\ICPMS\DataSet\072220\CCV-072220-5.068

### Summary

#### Concentration Results

Analyte	Mass	Meas. Intens.	Mean	Meas. Intens. RSD	Net Intens. Mean	Conc. Mean	Conc. RSD	Sample Unit
Kr	84		360.178	9.350	-331.214	54.921	10.2	ug/L
[> Tb	159		670330.406	2.391	670330.406			ug/L
[ Pb	208		933813.398	0.943	1.393	49.699	1.5	ug/L

### QC Calculated Values

Analyte		MASS	Int Std % Recovery
[> L	Kr	84	
	Tb	159	97.318
	Pb	208	

### QC Out of Limits

Analyte	Mass	Out of Limits Message
---------	------	-----------------------

## Method 200.8 - Summary Report

**Sample ID: CCB-072220-5**

Sample Date/Time: Wednesday, July 22, 2020 14:54:10

Sample Type: Sample

Sample Description:

Number of Replicates: 3

Batch ID: SW\_6020A,CCB

Method File: C:\Users\Public\Documents\PerkinElmer Syngistix\ICPMS\Method\epa 6020 ked\2019\ked epa6020 pb only.mth

Dataset File: C:\Users\Public\Documents\PerkinElmer Syngistix\ICPMS\DataSet\072220\CCB-072220-5.069

### Summary

#### Concentration Results

Analyte Mass		Meas. Intens. Mean	Meas. Intens. RSD	Net Intens. Mean	Conc. Mean	Conc. RSD	Sample Unit
[> L]	Kr	84	689.635	5.982	-1.756	0.291	2348.9 ug/L
	Tb	159	683975.590	1.997	683975.590		ug/L
	Pb	208	290.279	6.784	0.000	0.007	15.4 ug/L

### QC Calculated Values

Analyte		MASS	Int Std % Recovery
[> L	Kr	84	
	Tb	159	99.299
	Pb	208	

### QC Out of Limits

Analyte	Mass	Out of Limits Message
---------	------	-----------------------

# PREP REPORT - BATCH ID 52066

Prep Start Date: 7/16/2020 7:58 AM  
 Prep End Date: 7/16/2020 3:11 PM  
 Initial Temp: 95 °C

Prep Code: SW\_3050  
 Final Temp: 97 °C

Technician: Pragnesh Soni  
 Prep Factor Units: mL / g

Sample ID	Client Sample ID	Matrix	pH1	pH2	Samp Amt	Sol Added	Sol Recov	Fin Vol	factor	Prep Start	Prep End
MB-52066		Soil			0.56	0	0	50	89.286	7/16/2020	7/16/2020
LCS-52066		Soil			0.52	0	0	50	96.154	7/16/2020	7/16/2020
2006518-001A	TAFBS-S-72	Soil			0.62	0	0	50	80.645	7/16/2020	7/16/2020
2006518-001AMS		Soil			0.61	0	0	50	81.967	7/16/2020	7/16/2020
2006518-001AMSD		Soil			0.62	0	0	50	80.645	7/16/2020	7/16/2020
2006481-007A	TAFBS-S-44	Soil			0.55	0	0	50	90.909	7/16/2020	7/16/2020
2006481-008A	TAFBS-S-43	Soil			0.54	0	0	50	92.593	7/16/2020	7/16/2020
2006481-009A	TAFBS-S-42	Soil			0.57	0	0	50	87.719	7/16/2020	7/16/2020
2006481-010A	TAFBS-S-41	Soil			0.56	0	0	50	89.286	7/16/2020	7/16/2020
2006481-011A	TAFBS-S-40	Soil			0.57	0	0	50	87.719	7/16/2020	7/16/2020
2006481-012A	TAFBS-S-39	Soil			0.54	0	0	50	92.593	7/16/2020	7/16/2020
2006481-013A	TAFBS-S-38	Soil			0.55	0	0	50	90.909	7/16/2020	7/16/2020
2006481-014A	TAFBS-S-37	Soil			0.57	0	0	50	87.719	7/16/2020	7/16/2020
2006481-015A	TAFBS-S-36	Soil			0.56	0	0	50	89.286	7/16/2020	7/16/2020
2006481-016A	TAFBS-S-35	Soil			0.57	0	0	50	87.719	7/16/2020	7/16/2020
2006481-017A	TAFBS-S-34	Soil			0.51	0	0	50	98.039	7/16/2020	7/16/2020
2006481-018A	TAFBS-S-33	Soil			0.58	0	0	50	86.207	7/16/2020	7/16/2020
2006481-019A	TAFBS-S-32	Soil			0.6	0	0	50	83.333	7/16/2020	7/16/2020
2006481-020A	TAFBS-S-31	Soil			0.56	0	0	50	89.286	7/16/2020	7/16/2020
2006481-021A	TAFBS-S-30	Soil			0.53	0	0	50	94.340	7/16/2020	7/16/2020
2006481-022A	TAFBS-S-29	Soil			0.57	0	0	50	87.719	7/16/2020	7/16/2020
2006481-023A	TAFBS-S-28	Soil			0.57	0	0	50	87.719	7/16/2020	7/16/2020
2006481-024A	TAFBS-S-27	Soil			0.62	0	0	50	80.645	7/16/2020	7/16/2020
2006481-025A	TAFBS-S-26	Soil			0.55	0	0	50	90.909	7/16/2020	7/16/2020

Type	Chemical / Reagent ID	Chemical / Reagent Name	Container#	Container ID	Amount Added	Amount Unit
Chemical	2290	Hydrochloric acid	8605	Cont-01 of 06	5	mL
Chemical	2294	nitric acid	8616	Cont-01 of 04	10	mL
Chemical	2295	Hydrogen Peroxide, 30% w/w	8621	Cont-01 of 01	4	mL

Spk ID	Spk Name	Samp Type	Container#	Container ID	Amount Added	Amount Unit
RTI-24-120219	AAC-STD-2 11 Metals 1000µg/mL	LCS,MS,MSD-MS	26245	Cont-01 of 01	0.01	mL
RTI-25-120219	AAC-STD-3A	LCS,MS,MSD-MS	26246	Cont-01 of 01	0.01	mL
RTI-26-120219	AAC-STD-4A 1000µg/mL	LCS,MS,MSD-MS	26247	Cont-01 of 01	0.01	mL

# PREP REPORT - BATCH ID 52072

Prep Start Date: 7/16/2020 8:34 AM  
 Prep End Date: 7/17/2020 8:48 AM  
 Initial Temp: 96 °C

Prep Code: SW\_3050  
 Final Temp: 96 °C

Technician: Pragnesh Soni  
 Prep Factor Units: mL / g

Sample ID	Client Sample ID	Matrix	pH1	pH2	Samp Amt	Sol Added	Sol Recov	Fin Vol	factor	Prep Start	Prep End
MB-52072		Soil			0.59	0	0	50	84.746	7/16/2020	7/17/2020
LCS-52072		Soil			0.6	0	0	50	83.333	7/16/2020	7/17/2020
2006518-004A	TAFBS-S-85	Soil			0.54	0	0	50	92.593	7/16/2020	7/17/2020
2006518-004AMS		Soil			0.53	0	0	50	94.340	7/16/2020	7/17/2020
2006518-004AMSD		Soil			0.53	0	0	50	94.340	7/16/2020	7/17/2020
2006518-002A	TAFBS-S-83	Soil			0.59	0	0	50	84.746	7/16/2020	7/17/2020
2006518-003A	TAFBS-S-84	Soil			0.51	0	0	50	98.039	7/16/2020	7/17/2020
2006518-005A	TAFBS-S-82	Soil			0.52	0	0	50	96.154	7/16/2020	7/17/2020
2006518-006A	TAFBS-S-86	Soil			0.54	0	0	50	92.593	7/16/2020	7/17/2020
2006518-007A	TAFBS-S-87	Soil			0.53	0	0	50	94.340	7/16/2020	7/17/2020
2006518-008A	TAFBS-S-88	Soil			0.54	0	0	50	92.593	7/16/2020	7/17/2020
2006518-009A	TAFBS-S-89	Soil			0.55	0	0	50	90.909	7/16/2020	7/17/2020
2006518-010A	TAFBS-S-90	Soil			0.53	0	0	50	94.340	7/16/2020	7/17/2020
2006518-011A	TAFBS-S-73	Soil			0.56	0	0	50	89.286	7/16/2020	7/17/2020
2006518-012A	TAFBS-S-18	Soil			0.51	0	0	50	98.039	7/16/2020	7/17/2020
2006518-013A	TAFBS-S-17	Soil			0.56	0	0	50	89.286	7/16/2020	7/17/2020
2006518-014A	TAFBS-S-16	Soil			0.52	0	0	50	96.154	7/16/2020	7/17/2020
2006518-015A	TAFBS-S-15	Soil			0.55	0	0	50	90.909	7/16/2020	7/17/2020
2006518-016A	TAFBS-S-14	Soil			0.57	0	0	50	87.719	7/16/2020	7/17/2020
2006518-017A	TAFBS-S-13	Soil			0.52	0	0	50	96.154	7/16/2020	7/17/2020
2007166-001A	Sample #1	Solid			0.31	0	0	50	161.290	7/16/2020	7/17/2020
2007166-002A	Sample #2	Solid			0.32	0	0	50	156.250	7/16/2020	7/17/2020
2007166-003A	Sample #3	Solid			0.31	0	0	50	161.290	7/16/2020	7/17/2020
2007166-004A	Sample #4	Solid			0.31	0	0	50	161.290	7/16/2020	7/17/2020

Type	Chemical / Reagent ID	Chemical / Reagent Name	Container#	Container ID	Amount Added	Amount Unit
Chemical	2290	Hydrochloric acid	8605	Cont-01 of 06	5	mL
Chemical	2294	nitric acid	8616	Cont-01 of 04	10	mL
Chemical	2295	Hydrogen Peroxide, 30% w/w	8621	Cont-01 of 01	4	mL

Spk ID	Spk Name	Samp Type	Container#	Container ID	Amount Added	Amount Unit
ICP Si 1000 UG/ML 100919	ICP Si 1000 UG/ML	LCS,MS,MSD-MS	25789	Cont-01 of 01	0.1	mL
RTI-24-120219	AAC-STD-2 11 Metals 1000µg/mL	LCS,MS,MSD-MS	26245	Cont-01 of 01	0.01	mL
RTI-25-120219	AAC-STD-3A	LCS,MS,MSD-MS	26246	Cont-01 of 01	0.01	mL
RTI-26-120219	AAC-STD-4A 1000µg/mL	LCS,MS,MSD-MS	26247	Cont-01 of 01	0.01	mL



# PREP REPORT - BATCH ID 52077

**Prep Start Date:** 7/20/2020 7:51 AM  
**Prep End Date:** 7/20/2020 3:03 PM  
**Initial Temp:** 94 °C

**Prep Code:** SW\_3050  
**Final Temp:** 97 °C

**Technician:** Pragnesh Soni  
**Prep Factor Units:** mL / g

Sample ID	Client Sample ID	Matrix	pH1	pH2	Samp Amt	Sol Added	Sol Recov	Fin Vol	factor	Prep Start	Prep End
MB-52077		Soil			0.54	0	0	50	92.593	7/20/2020	7/20/2020
LCS-52077		Soil			0.54	0	0	50	92.593	7/20/2020	7/20/2020
2006583-010A	TRNWX-S-100	Soil			0.57	0	0	50	87.719	7/20/2020	7/20/2020
2006583-010AMS		Soil			0.57	0	0	50	87.719	7/20/2020	7/20/2020
2006583-010AMSD		Soil			0.56	0	0	50	89.286	7/20/2020	7/20/2020
2006518-018A	TAFBS-S-12	Soil			0.54	0	0	50	92.593	7/20/2020	7/20/2020
2006518-019A	TAFBS-S-11	Soil			0.55	0	0	50	90.909	7/20/2020	7/20/2020
2006518-020A	TAFBS-S-10	Soil			0.58	0	0	50	86.207	7/20/2020	7/20/2020
2006518-021A	TAFBS-S-9	Soil			0.56	0	0	50	89.286	7/20/2020	7/20/2020
2006518-022A	TAFBS-S-8	Soil			0.51	0	0	50	98.039	7/20/2020	7/20/2020
2006518-023A	TAFBS-S-7	Soil			0.55	0	0	50	90.909	7/20/2020	7/20/2020
2006518-024A	TAFBS-S-74	Soil			0.54	0	0	50	92.593	7/20/2020	7/20/2020
2006518-025A	TAFBS-S-75	Soil			0.52	0	0	50	96.154	7/20/2020	7/20/2020
2006518-026A	TAFBS-S-76	Soil			0.55	0	0	50	90.909	7/20/2020	7/20/2020
2006583-001A	TAFBS-S-77	Soil			0.55	0	0	50	90.909	7/20/2020	7/20/2020
2006583-002A	TRNWX-S-700	Soil			0.57	0	0	50	87.719	7/20/2020	7/20/2020
2006583-003A	TAFBS-S-78	Soil			0.55	0	0	50	90.909	7/20/2020	7/20/2020
2006583-004A	TRNWX-S-800	Soil			0.53	0	0	50	94.340	7/20/2020	7/20/2020
2006583-005A	TAFBS-S-79	Soil			0.54	0	0	50	92.593	7/20/2020	7/20/2020
2006583-006A	TRNWX-S-900	Soil			0.54	0	0	50	92.593	7/20/2020	7/20/2020
2006583-007A	TAFBS-S-80	Soil			0.58	0	0	50	86.207	7/20/2020	7/20/2020
2006583-008A	TRNWX-S-200	Soil			0.61	0	0	50	81.967	7/20/2020	7/20/2020
2006583-009A	TAFBS-S-81	Soil			0.6	0	0	50	83.333	7/20/2020	7/20/2020

Type	Chemical / Reagent ID	Chemical / Reagent Name	Container#	Container ID	Amount Added	Amount Unit
Chemical	2290	Hydrochloric acid	8605	Cont-01 of 06	5	mL
Chemical	2294	nitric acid	8616	Cont-01 of 04	10	mL
Chemical	2295	Hydrogen Peroxide, 30% w/w	8621	Cont-01 of 01	4	mL

Spk ID	Spk Name	Samp Type	Container#	Container ID	Amount Added	Amount Unit
RTI-24-120219	AAC-STD-2 11 Metals 1000µg/mL	LCS,MS,MSD-MS	26245	Cont-01 of 01	0.01	mL
RTI-25-120219	AAC-STD-3A	LCS,MS,MSD-MS	26246	Cont-01 of 01	0.01	mL
RTI-26-120219	AAC-STD-4A 1000µg/mL	LCS,MS,MSD-MS	26247	Cont-01 of 01	0.01	mL

## FORM I

CLIENT SAMP ID

## INORGANIC ANALYSIS DATA SHEET

TAFBS-S-72CS

Lab Name: RTI Laboratories, Inc.

Contract:

Lab Code: GLEN01ClientID: USA17Workorder No.: 2006518Matrix: SoilLab Sample ID: 2006518-001A% Solids: 0Date Received: 6/25/2020 10:00 AMConcentration Units: wt%Date Analyzed: 7/2/2020 7:30 AMTotal/Dissolved: (Total)Date Collected: 6/24/2020 7:25 AMInstrument ID: BAL3Batch ID: R119287

CAS No.	Analyte	Concentration	C	Q	DL	LOD	LOQ	M
7732-18-5	Percent Moisture	9.3			1.0	1.0	1.0	B

## FORM I

CLIENT SAMP ID

## INORGANIC ANALYSIS DATA SHEET

TAFBS-S-83CS

Lab Name: RTI Laboratories, Inc.

Contract:

Lab Code: GLEN01ClientID: USA17Workorder No.: 2006518Matrix: SoilLab Sample ID: 2006518-002A% Solids: 0Date Received: 6/25/2020 10:00 AMConcentration Units: wt%Date Analyzed: 7/2/2020 7:30 AMTotal/Dissolved: (Total)Date Collected: 6/24/2020 7:52 AMInstrument ID: BAL3Batch ID: R119287

CAS No.	Analyte	Concentration	C	Q	DL	LOD	LOQ	M
7732-18-5	Percent Moisture	8.2			1.0	1.0	1.0	B

## FORM I

CLIENT SAMP ID

## INORGANIC ANALYSIS DATA SHEET

TAFBS-S-84CS

Lab Name: RTI Laboratories, Inc.

Contract:

Lab Code: GLEN01ClientID: USA17Workorder No.: 2006518Matrix: SoilLab Sample ID: 2006518-003A% Solids: 0Date Received: 6/25/2020 10:00 AMConcentration Units: wt%Date Analyzed: 7/2/2020 7:30 AMTotal/Dissolved: (Total)Date Collected: 6/24/2020 8:19 AMInstrument ID: BAL3Batch ID: R119287

CAS No.	Analyte	Concentration	C	Q	DL	LOD	LOQ	M
7732-18-5	Percent Moisture	6.0			1.0	1.0	1.0	B

## FORM I

CLIENT SAMP ID

## INORGANIC ANALYSIS DATA SHEET

TAFBS-S-85CS

Lab Name: RTI Laboratories, Inc.

Contract:

Lab Code: GLEN01ClientID: USA17Workorder No.: 2006518Matrix: SoilLab Sample ID: 2006518-004A% Solids: 0Date Received: 6/25/2020 10:00 AMConcentration Units: wt%Date Analyzed: 7/2/2020 7:30 AMTotal/Dissolved: (Total)Date Collected: 6/24/2020 8:34 AMInstrument ID: BAL3Batch ID: R119287

CAS No.	Analyte	Concentration	C	Q	DL	LOD	LOQ	M
7732-18-5	Percent Moisture	5.8			1.0	1.0	1.0	B

## FORM I

CLIENT SAMP ID

## INORGANIC ANALYSIS DATA SHEET

TAFBS-S-82CS

Lab Name: RTI Laboratories, Inc.

Contract:

Lab Code: GLEN01ClientID: USA17Workorder No.: 2006518Matrix: SoilLab Sample ID: 2006518-005A% Solids: 0Date Received: 6/25/2020 10:00 AMConcentration Units: wt%Date Analyzed: 7/2/2020 7:30 AMTotal/Dissolved: (Total)Date Collected: 6/24/2020 8:59 AMInstrument ID: BAL3Batch ID: R119287

CAS No.	Analyte	Concentration	C	Q	DL	LOD	LOQ	M
7732-18-5	Percent Moisture	3.9			1.0	1.0	1.0	B

## FORM I

CLIENT SAMP ID

## INORGANIC ANALYSIS DATA SHEET

TAFBS-S-86CS

Lab Name: RTI Laboratories, Inc.

Contract:

Lab Code: GLEN01ClientID: USA17Workorder No.: 2006518Matrix: SoilLab Sample ID: 2006518-006A% Solids: 0Date Received: 6/25/2020 10:00 AMConcentration Units: wt%Date Analyzed: 7/2/2020 7:30 AMTotal/Dissolved: (Total)Date Collected: 6/24/2020 9:11 AMInstrument ID: BAL3Batch ID: R119287

CAS No.	Analyte	Concentration	C	Q	DL	LOD	LOQ	M
7732-18-5	Percent Moisture	4.6			1.0	1.0	1.0	B

## FORM I

CLIENT SAMP ID

## INORGANIC ANALYSIS DATA SHEET

TAFBS-S-87CS

Lab Name: RTI Laboratories, Inc.

Contract:

Lab Code: GLEN01ClientID: USA17Workorder No.: 2006518Matrix: SoilLab Sample ID: 2006518-007A% Solids: 0Date Received: 6/25/2020 10:00 AMConcentration Units: wt%Date Analyzed: 7/2/2020 7:30 AMTotal/Dissolved: (Total)Date Collected: 6/24/2020 9:29 AMInstrument ID: BAL3Batch ID: R119287

CAS No.	Analyte	Concentration	C	Q	DL	LOD	LOQ	M
7732-18-5	Percent Moisture	6.6			1.0	1.0	1.0	B



## FORM I

CLIENT SAMP ID

## INORGANIC ANALYSIS DATA SHEET

TAFBS-S-88CS

Lab Name: RTI Laboratories, Inc.

Contract:

Lab Code: GLEN01ClientID: USA17Workorder No.: 2006518Matrix: SoilLab Sample ID: 2006518-008A% Solids: 0Date Received: 6/25/2020 10:00 AMConcentration Units: wt%Date Analyzed: 7/2/2020 7:30 AMTotal/Dissolved: (Total)Date Collected: 6/24/2020 9:41 AMInstrument ID: BAL3Batch ID: R119287

CAS No.	Analyte	Concentration	C	Q	DL	LOD	LOQ	M
7732-18-5	Percent Moisture	4.8			1.0	1.0	1.0	B

## FORM I

CLIENT SAMP ID

## INORGANIC ANALYSIS DATA SHEET

TAFBS-S-89CS

Lab Name: RTI Laboratories, Inc.

Contract:

Lab Code: GLEN01ClientID: USA17Workorder No.: 2006518Matrix: SoilLab Sample ID: 2006518-009A% Solids: 0Date Received: 6/25/2020 10:00 AMConcentration Units: wt%Date Analyzed: 7/2/2020 7:30 AMTotal/Dissolved: (Total)Date Collected: 6/24/2020 9:52 AMInstrument ID: BAL3Batch ID: R119287

CAS No.	Analyte	Concentration	C	Q	DL	LOD	LOQ	M
7732-18-5	Percent Moisture	6.5			1.0	1.0	1.0	B

## FORM I

CLIENT SAMP ID

## INORGANIC ANALYSIS DATA SHEET

TAFBS-S-90CS

Lab Name: RTI Laboratories, Inc.

Contract:

Lab Code: GLEN01ClientID: USA17Workorder No.: 2006518Matrix: SoilLab Sample ID: 2006518-010A% Solids: 0Date Received: 6/25/2020 10:00 AMConcentration Units: wt%Date Analyzed: 7/2/2020 7:30 AMTotal/Dissolved: (Total)Date Collected: 6/24/2020 10:03 AMInstrument ID: BAL3Batch ID: R119287

CAS No.	Analyte	Concentration	C	Q	DL	LOD	LOQ	M
7732-18-5	Percent Moisture	6.2			1.0	1.0	1.0	B

## FORM I

CLIENT SAMP ID

## INORGANIC ANALYSIS DATA SHEET

TAFBS-S-73CS

Lab Name: RTI Laboratories, Inc.

Contract:

Lab Code: GLEN01ClientID: USA17Workorder No.: 2006518Matrix: SoilLab Sample ID: 2006518-011A% Solids: 0Date Received: 6/25/2020 10:00 AMConcentration Units: wt%Date Analyzed: 7/2/2020 7:30 AMTotal/Dissolved: (Total)Date Collected: 6/24/2020 10:27 AMInstrument ID: BAL3Batch ID: R119287

CAS No.	Analyte	Concentration	C	Q	DL	LOD	LOQ	M
7732-18-5	Percent Moisture	6.7			1.0	1.0	1.0	B

## FORM I

CLIENT SAMP ID

## INORGANIC ANALYSIS DATA SHEET

TAFBS-S-18CS

Lab Name: RTI Laboratories, Inc.

Contract:

Lab Code: GLEN01ClientID: USA17Workorder No.: 2006518Matrix: SoilLab Sample ID: 2006518-012A% Solids: 0Date Received: 6/25/2020 10:00 AMConcentration Units: wt%Date Analyzed: 7/2/2020 7:30 AMTotal/Dissolved: (Total)Date Collected: 6/24/2020 11:12 AMInstrument ID: BAL3Batch ID: R119288

CAS No.	Analyte	Concentration	C	Q	DL	LOD	LOQ	M
7732-18-5	Percent Moisture	8.4			1.0	1.0	1.0	B

## FORM I

CLIENT SAMP ID

## INORGANIC ANALYSIS DATA SHEET

TAFBS-S-17CS

Lab Name: RTI Laboratories, Inc.

Contract:

Lab Code: GLEN01ClientID: USA17Workorder No.: 2006518Matrix: SoilLab Sample ID: 2006518-013A% Solids: 0Date Received: 6/25/2020 10:00 AMConcentration Units: wt%Date Analyzed: 7/2/2020 7:30 AMTotal/Dissolved: (Total)Date Collected: 6/24/2020 11:44 AMInstrument ID: BAL3Batch ID: R119288

CAS No.	Analyte	Concentration	C	Q	DL	LOD	LOQ	M
7732-18-5	Percent Moisture	5.7			1.0	1.0	1.0	B

## FORM I

CLIENT SAMP ID

## INORGANIC ANALYSIS DATA SHEET

TAFBS-S-16CS

Lab Name: RTI Laboratories, Inc.

Contract:

Lab Code: GLEN01ClientID: USA17Workorder No.: 2006518Matrix: SoilLab Sample ID: 2006518-014A% Solids: 0Date Received: 6/25/2020 10:00 AMConcentration Units: wt%Date Analyzed: 7/2/2020 7:30 AMTotal/Dissolved: (Total)Date Collected: 6/24/2020 11:53 AMInstrument ID: BAL3Batch ID: R119288

CAS No.	Analyte	Concentration	C	Q	DL	LOD	LOQ	M
7732-18-5	Percent Moisture	7.0			1.0	1.0	1.0	B

## FORM I

CLIENT SAMP ID

## INORGANIC ANALYSIS DATA SHEET

TAFBS-S-15CS

Lab Name: RTI Laboratories, Inc.

Contract:

Lab Code: GLEN01ClientID: USA17Workorder No.: 2006518Matrix: SoilLab Sample ID: 2006518-015A% Solids: 0Date Received: 6/25/2020 10:00 AMConcentration Units: wt%Date Analyzed: 7/2/2020 7:30 AMTotal/Dissolved: (Total)Date Collected: 6/24/2020 12:00 PMInstrument ID: BAL3Batch ID: R119288

CAS No.	Analyte	Concentration	C	Q	DL	LOD	LOQ	M
7732-18-5	Percent Moisture	11			1.0	1.0	1.0	B



## FORM I

CLIENT SAMP ID

## INORGANIC ANALYSIS DATA SHEET

TAFBS-S-14CS

Lab Name: RTI Laboratories, Inc.

Contract:

Lab Code: GLEN01ClientID: USA17Workorder No.: 2006518Matrix: SoilLab Sample ID: 2006518-016A% Solids: 0Date Received: 6/25/2020 10:00 AMConcentration Units: wt%Date Analyzed: 7/2/2020 7:30 AMTotal/Dissolved: (Total)Date Collected: 6/24/2020 12:09 PMInstrument ID: BAL3Batch ID: R119288

CAS No.	Analyte	Concentration	C	Q	DL	LOD	LOQ	M
7732-18-5	Percent Moisture	12			1.0	1.0	1.0	B

## FORM I

CLIENT SAMP ID

## INORGANIC ANALYSIS DATA SHEET

TAFBS-S-13CS

Lab Name: RTI Laboratories, Inc.

Contract:

Lab Code: GLEN01ClientID: USA17Workorder No.: 2006518Matrix: SoilLab Sample ID: 2006518-017A% Solids: 0Date Received: 6/25/2020 10:00 AMConcentration Units: wt%Date Analyzed: 7/2/2020 7:30 AMTotal/Dissolved: (Total)Date Collected: 6/24/2020 12:18 PMInstrument ID: BAL3Batch ID: R119288

CAS No.	Analyte	Concentration	C	Q	DL	LOD	LOQ	M
7732-18-5	Percent Moisture	8.2			1.0	1.0	1.0	B

## FORM I

CLIENT SAMP ID

## INORGANIC ANALYSIS DATA SHEET

TAFBS-S-12CS

Lab Name: RTI Laboratories, Inc.

Contract:

Lab Code: GLEN01ClientID: USA17Workorder No.: 2006518Matrix: SoilLab Sample ID: 2006518-018A% Solids: 0Date Received: 6/25/2020 10:00 AMConcentration Units: wt%Date Analyzed: 7/2/2020 7:30 AMTotal/Dissolved: (Total)Date Collected: 6/24/2020 12:26 PMInstrument ID: BAL3Batch ID: R119288

CAS No.	Analyte	Concentration	C	Q	DL	LOD	LOQ	M
7732-18-5	Percent Moisture	7.5			1.0	1.0	1.0	B

## FORM I

CLIENT SAMP ID

## INORGANIC ANALYSIS DATA SHEET

TAFBS-S-11CS

Lab Name: RTI Laboratories, Inc.

Contract:

Lab Code: GLEN01ClientID: USA17Workorder No.: 2006518Matrix: SoilLab Sample ID: 2006518-019A% Solids: 0Date Received: 6/25/2020 10:00 AMConcentration Units: wt%Date Analyzed: 7/2/2020 7:30 AMTotal/Dissolved: (Total)Date Collected: 6/24/2020 12:35 PMInstrument ID: BAL3Batch ID: R119288

CAS No.	Analyte	Concentration	C	Q	DL	LOD	LOQ	M
7732-18-5	Percent Moisture	11			1.0	1.0	1.0	B

## FORM I

CLIENT SAMP ID

## INORGANIC ANALYSIS DATA SHEET

TAFBS-S-10CS

Lab Name: RTI Laboratories, Inc.

Contract:

Lab Code: GLEN01ClientID: USA17Workorder No.: 2006518Matrix: SoilLab Sample ID: 2006518-020A% Solids: 0Date Received: 6/25/2020 10:00 AMConcentration Units: wt%Date Analyzed: 7/2/2020 7:30 AMTotal/Dissolved: (Total)Date Collected: 6/24/2020 12:41 PMInstrument ID: BAL3Batch ID: R119288

CAS No.	Analyte	Concentration	C	Q	DL	LOD	LOQ	M
7732-18-5	Percent Moisture	11			1.0	1.0	1.0	B

## FORM I

CLIENT SAMP ID

## INORGANIC ANALYSIS DATA SHEET

TAFBS-S-9CS

Lab Name: RTI Laboratories, Inc.

Contract:

Lab Code: GLEN01ClientID: USA17Workorder No.: 2006518Matrix: SoilLab Sample ID: 2006518-021A% Solids: 0Date Received: 6/25/2020 10:00 AMConcentration Units: wt%Date Analyzed: 7/2/2020 7:30 AMTotal/Dissolved: (Total)Date Collected: 6/24/2020 12:49 PMInstrument ID: BAL3Batch ID: R119288

CAS No.	Analyte	Concentration	C	Q	DL	LOD	LOQ	M
7732-18-5	Percent Moisture	9.7			1.0	1.0	1.0	B

## FORM I

CLIENT SAMP ID

## INORGANIC ANALYSIS DATA SHEET

TAFBS-S-8CS

Lab Name: RTI Laboratories, Inc.

Contract:

Lab Code: GLEN01ClientID: USA17Workorder No.: 2006518Matrix: SoilLab Sample ID: 2006518-022A% Solids: 0Date Received: 6/25/2020 10:00 AMConcentration Units: wt%Date Analyzed: 7/2/2020 7:30 AMTotal/Dissolved: (Total)Date Collected: 6/24/2020 12:59 PMInstrument ID: BAL3Batch ID: R119288

CAS No.	Analyte	Concentration	C	Q	DL	LOD	LOQ	M
7732-18-5	Percent Moisture	8.7			1.0	1.0	1.0	B

## FORM I

CLIENT SAMP ID

## INORGANIC ANALYSIS DATA SHEET

TAFBS-S-7CS

Lab Name: RTI Laboratories, Inc.

Contract:

Lab Code: GLEN01ClientID: USA17Workorder No.: 2006518Matrix: SoilLab Sample ID: 2006518-023A% Solids: 0Date Received: 6/25/2020 10:00 AMConcentration Units: wt%Date Analyzed: 7/2/2020 7:30 AMTotal/Dissolved: (Total)Date Collected: 6/24/2020 1:10 PMInstrument ID: BAL3Batch ID: R119288

CAS No.	Analyte	Concentration	C	Q	DL	LOD	LOQ	M
7732-18-5	Percent Moisture	13			1.0	1.0	1.0	B



## FORM I

CLIENT SAMP ID

## INORGANIC ANALYSIS DATA SHEET

TAFBS-S-74CS

Lab Name: RTI Laboratories, Inc.

Contract:

Lab Code: GLEN01ClientID: USA17Workorder No.: 2006518Matrix: SoilLab Sample ID: 2006518-024A% Solids: 0Date Received: 6/25/2020 10:00 AMConcentration Units: wt%Date Analyzed: 7/2/2020 7:30 AMTotal/Dissolved: (Total)Date Collected: 6/24/2020 1:18 PMInstrument ID: BAL3Batch ID: R119288

CAS No.	Analyte	Concentration	C	Q	DL	LOD	LOQ	M
7732-18-5	Percent Moisture	11			1.0	1.0	1.0	B

## FORM I

CLIENT SAMP ID

## INORGANIC ANALYSIS DATA SHEET

TAFBS-S-75CS

Lab Name: RTI Laboratories, Inc.

Contract:

Lab Code: GLEN01ClientID: USA17Workorder No.: 2006518Matrix: SoilLab Sample ID: 2006518-025A% Solids: 0Date Received: 6/25/2020 10:00 AMConcentration Units: wt%Date Analyzed: 7/2/2020 7:30 AMTotal/Dissolved: (Total)Date Collected: 6/24/2020 1:25 PMInstrument ID: BAL3Batch ID: R119288

CAS No.	Analyte	Concentration	C	Q	DL	LOD	LOQ	M
7732-18-5	Percent Moisture	8.7			1.0	1.0	1.0	B

## FORM I

CLIENT SAMP ID

## INORGANIC ANALYSIS DATA SHEET

TAFBS-S-76CS

Lab Name: RTI Laboratories, Inc.

Contract:

Lab Code: GLEN01ClientID: USA17Workorder No.: 2006518Matrix: SoilLab Sample ID: 2006518-026A% Solids: 0Date Received: 6/25/2020 10:00 AMConcentration Units: wt%Date Analyzed: 7/2/2020 7:30 AMTotal/Dissolved: (Total)Date Collected: 6/24/2020 1:33 PMInstrument ID: BAL3Batch ID: R119288

CAS No.	Analyte	Concentration	C	Q	DL	LOD	LOQ	M
7732-18-5	Percent Moisture	5.4			1.0	1.0	1.0	B

## FORM I

CLIENT SAMP ID

## INORGANIC ANALYSIS DATA SHEET

ZZZZZZ

Lab Name: RTI Laboratories, Inc.

Contract:

Lab Code: GLEN01ClientID: USA17Workorder No.: 2006518

Matrix:

Lab Sample ID: 2006481-017ADUP% Solids: 0Date Received: 6/25/2020 10:00 AMConcentration Units: wt%Date Analyzed: 7/2/2020 7:30 AMTotal/Dissolved: (Total)

Date Collected:

Instrument ID: BAL3Batch ID: R119287

CAS No.	Analyte	Concentration	C	Q	DL	LOD	LOQ	M
7732-18-5	Percent Moisture	4.1	R		1.0	1.0	1.0	B

## FORM I

CLIENT SAMP ID

## INORGANIC ANALYSIS DATA SHEET

TAFBS-S-  
73LR1

Lab Name: RTI Laboratories, Inc.

Contract:

Lab Code: GLEN01ClientID: USA17Workorder No.: 2006518

Matrix:

Lab Sample ID: 2006518-011ADUP% Solids: 0Date Received: 6/25/2020 10:00 AMConcentration Units: wt%Date Analyzed: 7/2/2020 7:30 AMTotal/Dissolved: (Total)

Date Collected:

Instrument ID: BAL3Batch ID: R119287

CAS No.	Analyte	Concentration	C	Q	DL	LOD	LOQ	M
7732-18-5	Percent Moisture	7.1			1.0	1.0	1.0	B

## FORM I

CLIENT SAMP ID

## INORGANIC ANALYSIS DATA SHEET

TAFBS-S-  
18LR1Lab Name: RTI Laboratories, Inc.

Contract:

Lab Code: GLEN01ClientID: USA17Workorder No.: 2006518

Matrix:

Lab Sample ID: 2006518-012ADUP% Solids: 0Date Received: 6/25/2020 10:00 AMConcentration Units: wt%Date Analyzed: 7/2/2020 7:30 AMTotal/Dissolved: (Total)

Date Collected:

Instrument ID: BAL3Batch ID: R119288

CAS No.	Analyte	Concentration	C	Q	DL	LOD	LOQ	M
7732-18-5	Percent Moisture	8.4			1.0	1.0	1.0	B

## FORM I

CLIENT SAMP ID

## INORGANIC ANALYSIS DATA SHEET

ZZZZZZ

Lab Name: RTI Laboratories, Inc.

Contract:

Lab Code: GLEN01ClientID: USA17Workorder No.: 2006518

Matrix:

Lab Sample ID: 2006583-005ADUP% Solids: 0Date Received: 6/25/2020 10:00 AMConcentration Units: wt%Date Analyzed: 7/2/2020 7:30 AMTotal/Dissolved: (Total)

Date Collected:

Instrument ID: BAL3Batch ID: R119288

CAS No.	Analyte	Concentration	C	Q	DL	LOD	LOQ	M
7732-18-5	Percent Moisture	5.4			1.0	1.0	1.0	B

FORM VI  
DUPLICATES

CLIENT SAMP ID

TAFBS-S-18

Lab Name: RTI Laboratories, Inc.

Contract:

Lab Code: GLEN01

Workorder No: 2006518

Matrix: Soil

Level (low/med): LOW

% Solids for Sample: 0

Concentration Units: wt%

Analyte	Control Limit	Sample (S)	C	Duplicate (D)	C	RPD	Q	M
Percent Moisture	20	8.4		8.4		1.08		B



FORM VI  
DUPLICATES

CLIENT SAMP ID

TAFBS-S-73

Lab Name: RTI Laboratories, Inc.

Contract:

Lab Code: GLEN01

Workorder No: 2006518

Matrix: Soil

Level (low/med): LOW

% Solids for Sample: 0

Concentration Units: wt%

Analyte	Control Limit	Sample (S)	C	Duplicate (D)	C	RPD	Q	M
Percent Moisture	20	6.7		7.1		5.53		B

FORM VI  
DUPLICATES

CLIENT SAMP ID

ZZZZZZ

Lab Name: RTI Laboratories, Inc.

Contract:

Lab Code: GLEN01

Workorder No: 2006518

Matrix: Soil

Level (low/med): LOW

% Solids for Sample: 0

Concentration Units: wt%

Analyte	Control Limit	Sample (S)	C	Duplicate (D)	C	RPD	Q	M
Percent Moisture	20	5.3		4.1		23.9		B

FORM VI  
DUPLICATES

CLIENT SAMP ID

ZZZZZZ

Lab Name: RTI Laboratories, Inc.

Contract:

Lab Code: GLEN01

Workorder No: 2006518

Matrix: Soil

Level (low/med): LOW

% Solids for Sample: 0

Concentration Units: wt%

Analyte	Control Limit	Sample (S)	C	Duplicate (D)	C	RPD	Q	M
Percent Moisture	20	5.6		5.4		3.74		B

# PMOIST Data

Oven	Date/Time In	Temp C	Date/Time Out	Temp C
5	7/2/2020 7:30	103	07/02/2020/08:30	103
5	7/2/2020 9:10	103	7/3/2020 8:00	103
5	7/3/2020 8:26	103	7/3/2020 9:32	103

Analyst	Analysis Date/Time
NVJ	7/2/2020 7:30

Filter #	Sample ID	Pan Tare Weight (g)	Sample + Tare Weight (g)	First Dry Weight (g)	Second Dry Weight (g)	CW	Third Dry Weight (g)	CW	Percent Moisture
1	2006481-017A	1.2800	15.5000	14.7400	14.7500				5.2743
2	2006481-017ADUP	1.2800	15.5100	14.9200	14.9200				4.1462
3	2006481-018A	1.2700	15.2700	14.6800	14.6700				4.2857
4	2006481-019A	1.2800	15.2800	14.1800	14.1800				7.8571
5	2006481-020A	1.2800	15.1200	14.0400	14.0400				7.8035
6	2006481-021A	1.2700	16.1700	14.9500	14.9400				8.2550
7	2006481-022A	1.2800	15.4700	14.2300	14.2200				8.8090
8	2006481-023A	1.2800	16.1800	15.3500	15.3600				5.5034
9	2006481-024A	1.2800	17.4700	16.5000	16.5100				5.9296
10	2006481-025A	1.2800	15.7400	14.5600	14.5400				8.2988
11	2006518-001A	1.2700	16.9400	15.5000	15.4900				9.2534
12	2006518-002A	1.2700	15.3400	14.1900	14.1900				8.1734
13	2006518-003A	1.2700	15.8200	14.9500	14.9400				6.0481
14	2006518-004A	1.2800	15.6300	14.8100	14.8000				5.7840
15	2006518-005A	1.2700	15.3300	14.7900	14.7800				3.9118
16	2006518-006A	1.2700	15.1900	14.5400	14.5500				4.5977
17	2006518-007A	1.2800	15.6600	14.7200	14.7100				6.6064
18	2006518-008A	1.2800	16.3200	15.6000	15.6000				4.7872
19	2006518-009A	1.2700	16.2300	15.2600	15.2600				6.4840
20	2006518-010A	1.2800	15.2900	14.4100	14.4200				6.2099
21	2006518-011A	1.2800	15.1700	14.2500	14.2400				6.6955
22	2006518-011ADUP	1.2800	15.2700	14.3000	14.2800				7.0765
23									
24									

Balance #

3

PB602-S

+/- 0.02

Date	Time	1.00g Reading	10.00g Reading	50.00g reading	100.00g Reading	Initials
07/01/2020	11:45	1.00	10.00	50.00	100.02	ASP
07/02/2020	7:00	1.00	10.00	50.00	100.00	NVT
07/03/2020	7:54	1.00	10.00	50.00	100.00	NVT
07/04/2020						
07/05/2020						
07/06/2020						
07/07/2020	11:20	1.00	10.00	50.01	100.00	NK
07/08/2020	9:20	1.00	10.00	50.01	100.00	gm
07/09/2020	8:40	1.00	10.00	50.00	100.01	gm
07/10/2020	10:40	0.99	10.0	50.01	100.01	gm
07/11/2020						
07/12/2020						
07/13/2020						
07/14/2020	9:45	1.01	10.00	50.01	100.01	gm
07/15/2020	9:20	1.00	10.00	50.00	100.01	gm
07/16/2020	9:50	1.00	10.01	50.01	100.01	gm
07/17/2020	12:40	1.00	10.00	50.00	100.01	gm
07/18/2020						
07/19/2020						
07/20/2020	11:50	1.00	10.00	50.01	100.02	gm
07/21/2020	14:30	0.99	10.01	50.00	100.01	MBB
07/22/2020	8:05	1.00	10.00	50.00	100.01	MBB
07/23/2020	10:50	1.00	10.00	50.01	100.01	gm
07/24/2020	18:06	1.00	10.00	50.01	100.01	JJC
07/25/2020						
07/26/2020						
07/27/2020	08:22	1.00	9.99	50.01	100.02	JJC
07/28/2020	8:25	1.00	9.99	50.01	100.01	MBB
07/29/2020	8:05	1.00	10.00	50.00	100.01	MBB
07/30/2020						
07/31/2020						

Not used.  
07/14/20  
gm

Not used  
07/20/20  
gm

not used JJC  
7/27/20

## PMOIST Data

Oven	Date/Time In	Temp C	Date/Time Out	Temp C
5	7/2/2020 7:30	103	7/2/2020 8:30	103
5	7/2/2020 9:30	103	7/3/2020 8:00	103
5	7/3/2020 8:26	103	7/3/2020 9:32	103

Analyst	Analysis Date/Time
NVJ	7/2/2020 7:30

Filter #	Sample ID	Pan Tare Weight (g)	Sample + Tare Weight (g)	First Dry Weight (g)	Second Dry Weight (g)	CW	Third Dry Weight (g)	CW	Percent Moisture
1	2006518-012A	1.2700	15.1500	14.0200	13.9900				8.3573
2	2006518-012ADUP	1.2800	15.8400	14.6500	14.6100				8.4478
3	2006518-013A	1.2800	15.4300	14.6400	14.6200				5.7244
4	2006518-014A	1.2800	15.4000	14.4400	14.4100				7.0113
5	2006518-015A	1.2800	16.0900	14.4400	14.4100				11.3437
6	2006518-016A	1.2700	15.4400	13.6900	13.6700				12.4912
7	2006518-017A	1.2800	15.3900	14.2500	14.2300				8.2211
8	2006518-018A	1.2700	16.7800	15.6600	15.6200				7.4790
9	2006518-019A	1.2700	16.6100	14.9500	14.9400				10.8866
10	2006518-020A	1.2800	15.1100	13.6000	13.5800				11.0629
11	2006518-021A	1.2800	15.2700	13.9300	13.9100				9.7212
12	2006518-022A	1.2800	15.7300	14.4900	14.4800				8.6505
13	2006518-023A	1.2700	15.8500	14.0200	13.9900				12.7572
14	2006518-024A	1.2800	15.4000	13.8600	13.8400				11.0482
15	2006518-025A	1.2800	15.3400	14.1100	14.1100				8.7482
16	2006518-026A	1.2800	15.1800	14.4700	14.4300				5.3957
17	2006583-001A	1.2800	15.7400	14.9100	14.8800				5.9474
18	2006583-002A	1.2800	15.1100	14.2700	14.2400				6.2907
19	2006583-003A	1.2800	16.7000	15.9300	15.8900				5.2529
20	2006583-004A	1.2700	16.3900	15.7000	15.6800				4.6958
21	2006583-005A	1.2800	15.7100	14.9300	14.9000				5.6133
22	2006583-005ADUP	1.2800	15.1500	14.4300	14.4000				5.4074
23									
24									

---

# Analytical Report

## Level IV Data Package

**Work Order #: 2006583**

Project: Travis AFB Runway 21R/03L  
Contract: W9123818D0012  
PO#: W9123820F0065

Delivery Order: W9123820F0065

USACE Sacramento District  
Jennifer Neuhard  
1325 J. St. ED-ED  
Sacramento, CA 95814

Reviewed & Approved By:



Date: 08/14/2020

Melinda Place, Quality Control Chemist

---

RTI Laboratories  
31628 Glendale St.  
Livonia, MI 48150

TEL: (734) 422-8000  
FAX: (734) 422-5342  
Website: [www.rtilab.com](http://www.rtilab.com)

## Table of Contents

USACE Sacramento District

Project: Travis AFB Runway 21R/03L

Contract #: W9123820F0065

RTI Laboratories, Work Order # 2006583

1 CaseNarrative-2006583.....	1
2 Definitions and Acronyms.....	3
3 Chain of Custody and Sample Receiving Documents.....	4
4 Sample Receipt Checklist.....	7
5 Workorder Sample Summary.....	9
6 Dates Report.....	10
7 Analytical Report.....	13
8 QC Summary Report.....	23
9 CLP-Like Organic	
<b>9.1 VOCs</b>	
<b>9.1.1 Nonhalogenated Organics, GC/FID - SW_8015S-GRO</b>	
9.1.1.1 FormI	31
9.1.1.2 FormII	49
9.1.1.3 FormIII	50
9.1.1.4 FormIII_A	52
9.1.1.5 FormIV	54
9.1.1.6 FormVI B	56
9.1.1.7 FormVI C	57
9.1.1.8 FormVII B	58
9.1.1.9 FormVIII_D	63
9.1.1.10 Run 120059	68
9.1.1.11 Run 120060	101
9.1.1.12 ICAL Run 118287	141
<b>9.2 SVOCs</b>	
<b>9.2.1 Petroleum Hydrocarbons - SW_8015S-DRO</b>	
9.2.1.1 FormI	165
9.2.1.2 FormII	183
9.2.1.3 FormIII	185
9.2.1.4 FormIV	188
9.2.1.5 FormVI B	190
9.2.1.6 FormVI C	192
9.2.1.7 FormVII B	194
9.2.1.8 FormVIII_D	209
9.2.1.9 Run 119554	214
9.2.1.10 Run 119590	266
9.2.1.11 Run 119915	295
9.2.1.12 ICAL Run 116937	343
9.2.1.13 ICAL Run 119812	423
<b>9.2.2 Prep</b>	
9.2.2.1 Batch Id 52015 - SW_3550-DRO	536
9.2.2.2 Batch Id 52164 - SW_3550-DRO	537
10 CLP-Like Inorganic	
<b>10.1 Metals 6020/6010</b>	
<b>10.1.1 Metals, ICP/MS - SW_6020S</b>	
10.1.1.1 FormI	538



10.1.1.2 FormII_A	552
10.1.1.3 FormII_B	555
10.1.1.4 FormIII	556
10.1.1.5 FormIV	558
10.1.1.6 FormV_C	559
10.1.1.7 FormVII	560
10.1.1.8 FormVIII-PD	561
10.1.1.9 FormIX	563
10.1.1.10 FormXI	565
10.1.1.11 Form XII	566
10.1.1.12 FormXIII	567
10.1.1.13 FormXV	570
10.1.1.14 Run 119627	571
<b>10.1.2 Prep</b>	
10.1.2.1 Batch Id 52077 - SW_3050	663
<b>10.2 Balance</b>	
<b>10.2.1 Percent Moisture - PMOIST</b>	
10.2.1.1 FormI	664
10.2.1.2 FormVI	678
10.2.1.3 Run 119288	682
10.2.1.4 Run 119289	684

## RTI Laboratories, Inc.

Date: 14 Aug, 2020

**CLIENT:** USACE Sacramento District  
**Project Name:** Travis AFB Runway 21R/03L  
**Project Number:** W9123820F0065  
**Work Order:** 2006583

## CASE NARRATIVE

### SAMPLE RECEIPT:

Samples were received at RTI Laboratories, Inc., Livonia, MI via FedEx delivery on 06/29/2020. Samples were received on wet ice and sample blank temperatures are recorded on the chain of custody and sample receiving documents. Sample preservation is checked on receipt (where applicable) and noted on the chain of custody. Adjustments required for sample preservation (when performed) are recorded for the affected samples. The sample set consisted of 10 soil samples and 1 water, trip blank sample. Trip Blank sample was not analyzed.

### SAMPLE ANALYSIS:

Samples were analyzed at the RTI Livonia Laboratory for:  
Petroleum Hydrocarbons (DRO) – EPA Methods 3550C/8015D  
Non-Halogenated Organics - Petroleum Hydrocarbons (GRO) – EPA Method 8015D  
Metals - ICPMS: EPA Methods 3050B/6020B  
Percent Moisture: ASTM Method D2216

All samples for GRO analysis (Samples 2006583-001B - 010B) were analyzed approx. 16-17 days beyond the holding time.

DRO Analyses: Method extraction holding time was exceeded for the following sample. Sample was initially extracted and analyzed within the holding time. Due to surrogate recoveries exceeding control limits the sample was re-extracted beyond the holding time.

Sample 2006583-002A: Prep Method holding time was exceeded by 22.142 day(s)

### QUALITY CONTROL:

#### Petroleum Hydrocarbon Analyses (DRO):

All sample analyses included a Method Blank, LCS and MS/MSD where applicable. All QC parameters were within established control limits except where noted on the QC forms or below. Initial and continuing calibration results were within method specifications.

Surrogate recoveries were within control limits except as noted below.

- Sample 2006583-003: Recovery for surrogate Squalene (211%) exceeded control limits.
- Sample 2006583-007: Recovery for surrogate Squalene (130%) and surrogate n-Eicosane (135%) exceeded control limits.
- Sample 2006583-008: Recovery for surrogate Squalene (130%) exceeded control limits.
- Sample 2006583-009: Recovery for surrogate Squalene (142%) and surrogate n-Eicosane (132%) exceeded control limits.
- Sample 2006583-010: Recovery for surrogate Squalene (137%) and surrogate n-Eicosane (131%) exceeded control limits.

Case Narrative Page i of ii

**RTI Laboratories, Inc.**

Date: 14 Aug, 2020

**CLIENT:** USACE Sacramento District  
**Project Name:** Travis AFB Runway 21R/03L  
**Project Number:** W9123820F0065  
**Work Order:** 2006583

**CASE NARRATIVE**

Batch ID 52015:

- Sample 2006583-006AMSD: Recovery for DRO (148%) exceeded control limits.

**Petroleum Hydrocarbon Analyses (GRO):**

All sample analyses included a Method Blank, LCS and MS/MSD where applicable. All QC parameters were within established control limits except where noted on the QC forms or below. Initial and continuing calibration results were within method specifications.

Surrogate recoveries were within control limits.

**Metals Analyses:**

Quality control samples for metals included duplicates, LCS, MS/MSD, post digestion spikes (where applicable) and serial dilutions (where applicable). All calibration standards, continuing calibration check standards and other QC parameters were within established control limits except if noted.

Batch ID 52077:


- Sample 2006583-010AMS: Recovery for Lead (78.7%) exceeded control limits.
- Sample 2006583-010AMSD: Recovery for Lead (323%) exceeded control limits. RPD result was elevated.

**Wet Chemistry Analyses:**

All sample analyses included the method specified quality control samples.

No other problems were noted during the analytical events associated with this project.

I certify that this data package is in compliance with the terms and conditions of the contract, both technically and for completeness, for other than the conditions detailed above. Release of the data contained in this hardcopy data package and in the computer-readable data submitted has been authorized by the Laboratory Director or his designee, as verified by the following signature.

Signed:   
Charles O'Bryan, Quality Management

Date: August 14, 2020

---

DEFINITIONS:

DF: Dilution factor; the dilution factor applied to the prepared sample.

DL: Detection Limit; The lowest concentration of analyte that can be detected by the method in the applicable matrix.

DUP: Duplicate; aliquots of a sample taken from the same container under laboratory conditions and processed and analyzed independently, used to calculate Precision (%RPD).

LCS: Laboratory Control Sample; prepared by adding a known amount of target analytes to a specified amount of clean matrix and prepared with the batch of samples, used to calculate Accuracy (%REC).

LCSD: A duplicate LCS sample, used to calculate both Accuracy (%REC) and Precision (%RPD)

LOD: Limit of Detection; a laboratory verified concentration that can be detected at three times greater than the noise level. This concentration is equal to or greater than the DL.

LOQ: Limit of Quantitation; The lowest verified limit to which data is quantified without qualifications. Analyte concentrations below the LOQ are reported with a "J" qualifier.

MBLK: Method Blank; a sample of similar matrix that does not contain target analytes or interference that may impact the analytical results and is processed simultaneously with and under the same conditions as samples through all steps of the analytical procedure, used to assess and verify that the analytical process is free of contamination.

Mg/Kg or mg/L: Units of part per million (PPM) – milligram per Kilogram (W/W) or milligram per Liter (W/V).

MS: Matrix Spike; prepared by adding a known amount of target analytes to a specified amount of matrix sample for which an independent estimate of target analyte concentration is available, used to calculate Accuracy (%REC)

MSD: A duplicate MS sample, used to calculate both Accuracy (%REC) and Precision (%RPD)

% REC: Percent Recovery of a known spike (SPK); a measure of accuracy expressed as a percentage of a measured (recovered) concentration compared to the known concentration (SPK) added to the sample. This is compared to the Low Limit and High Limit.

% RPD: Relative Percent Difference; a measure of precision expressed as a percentage of the difference between two duplicates relative to the average concentration. This is compared to the RPD Limit.

Qual: Qualifier that applies to the analyte reported

SPK: Spike; used in the QC section for both SPK Value and SPK Ref Val

Ug/Kg or ug/L: Units of part per billion (PPB) – microgram per Kilogram (W/W) or microgram per Liter (W/V).

## QUALIFIERS:

\*: Reported value exceeds the maximum allowed concentration by regulation or permit.

B: Analyte detected in the associated Method Blank at a concentration greater than 1/2 the LOQ

G: ICB/CCB result is greater than the MDL

H: Holding time for preparation or analysis has been exceeded

J: Estimated result. Greater uncertainty is associated with this result and data reported is estimated.

M: Manual Integration used to determine area response

P: Second column RPD exceeds 40%

Q: % REC exceeded control limits. When applied to sample analytes - denotes an associated LCS recovery that exceeded control limits.

R: % RPD exceeds control limits

T: MBLK result is greater than 1/2 of the LOQ

U: The analyte concentration is less than the DL. The result is reported as less than the LOD

X: Matrix spike recovery for the noted analyte exceeded control limits. Applied to the MS/MSD parent sample.

Y: Percent Difference/Drift in the associated CCV exceeded acceptance criteria.

Z: Percent Difference/Drift in the associated ICV exceeded acceptance criteria.

RR: Analysis produced unusable data. Presence or absence of the analyte cannot be determined.



# CHAIN OF CUSTODY

RTI LABORATORIES

**Environmental Sciences Division**

31628 Glendale Street  
Livonia, MI, 48150

**Materials Testing Division**

33080 Industrial Road  
Livonia, MI 48150

PAGE: 1	OF: 2
---------	-------

PHONE: (734) 422-8000  
FAX: (734) 422-5342  
www.rtilab.com

RTI WORK ORDER NO:

**2006583**

Please Include Email Address of Report Recipient !!!

SUBMITTING COMPANY: <b>US Army Corps of Engineers</b>				REPORT TO (Name): <b>Steph Allen</b>				BILL TO:									
PROJECT NAME: <b>Trans AFB, Runway 21R/03L</b>		PROJECT #:		QUOTE #:		COMPANY: <b>RTI Laboratories</b>				COMPANY: <b>US Army Corps of Engineers</b>							
SAMPLING LOCATION (STATE or COUNTRY): <b>Trans AFB, Fairfield, CA</b>						ADDRESS: <b>31628 Glendale Street</b>				ADDRESS: <b>1325 J Street</b>							
SPECIAL INSTRUCTIONS / COMMENTS:						CITY, STATE, ZIP: <b>Livonia, MI 48150</b>				CITY, STATE, ZIP: <b>Sacramento CA 95814</b>							
						PHONE: <b>(734) 422-8000 EXT 214</b>				P.O. NUMBER: <b>W91Z3820F0065</b>							
SAMPLER'S PRINTED NAME: <b>Patricia Flanders</b>						SAMPLER'S SIGNATURE: <i>Patricia Flanders</i>						TESTS REQUESTED					
ITEM NUMBER	SAMPLE I.D.	DATE SAMPLED	TIME SAMPLED (24-hour format)	MATRIX CODE (see codes below)	NBR OF BOTTLES	NBR OF CONTAINERS AND PRESERVATIVES								pH Acceptable? Y/N (Lab only)	COMMENTS Methanol Preserved Weights HOT Sample Notation Additional Sample Description Air Volume, etc.		
						NONE	HCL	HNO <sub>3</sub>	H <sub>2</sub> SO <sub>4</sub>	NaOH	Methanol	OTHER					
1	TAFBS-S-77	6/25/20	0656	S	1	✓											
2	TRNWX-S-700	6/25/20	0700	S	1	✓											
3	TAFBS-S-78	6/25/20	0722	S	1	✓											
4	TRNWX-S-800	6/25/20	0725	S	1	✓											
5	TAFBS-S-79	6/25/20	0739	S	1	✓											
6	TRNWX-S-900	6/25/20	0744	S	1	✓											
7	TAFBS-S-80	6/25/20	0800	S	1	✓											
8	TRNWX-S-200	6/25/20	0803	S	1	✓											
9	TAFBS-S-81	6/25/20	0824	S	1	✓											
10	TRNWX-S-100	6/25/20	0830	S	1	✓											
Relinquished By: <i>Patricia Flanders</i>		Date: 6/25/20	Time: 0856	Received By: <i>Bob Flores</i>		Date: 6-29-20	Time: 08:56	REPORT TRANSMITTAL DESIRED:									
Relinquished By:		Date:	Time:	Received By:		Date:	Time:	<input type="checkbox"/> HARDCOPY (extra cost) <input type="checkbox"/> FAX <input checked="" type="checkbox"/> EMAIL <input type="checkbox"/> ONLINE ALL REPORTING IS VIA THE RTI "FLASHPOINT" ONLINE SYSTEM UNLESS OTHERWISE SPECIFIED									
Relinquished By:		Date:	Time:	Received By:		Date:	Time:	Temp of samples: <b>70=6.9</b> °C    On Wet Ice? <b>yes (melted)</b> Comments:									
TURNAROUND DESIRED:    Standard <input checked="" type="checkbox"/> RUSH:    Next BD <input type="checkbox"/> 2nd BD <input type="checkbox"/> 3rd BD <input type="checkbox"/>														Note: RUSH requests will incur surcharges!			

Distribution: White - Lab; Pink - Field

See reverse side for Laboratory Terms and Conditions of Service

**MATRIX CODES:**

A = AIR  
SD = SOLID

DW = DRINKING WATER  
SL = SLUDGE

GW = GROUNDWATER  
SV = SOLVENT WASTE

Appendix E

L = LIQUID  
W = WATER

O = OIL  
WP = WIPE

WW = WASTE WATER  
SW = SURFACE WATER

S = SOIL

3497



RTI LABORATORIES

# CHAIN OF CUSTODY

Environmental Sciences Division

31628 Glendale Street  
Livonia, MI 48150

Materials Testing Division

33080 Industrial Road  
Livonia, MI 48150

PHONE: (734) 422-8000

FAX: (734) 422-5342  
www.rtiab.com

RTI WORK ORDER NO:

2006583

Please Include Email Address of Report Recipient !!!

SUBMITTING COMPANY: US Army Corps of Engineers				REPORT TO (Name): Steph Allen				BILL TO:														
PROJECT NAME: Travis AFB, Runway 21R / 03L		PROJECT #:		QUOTE #:		COMPANY: RTI Laboratories				COMPANY: US Army Corps of Engineers												
SAMPLING LOCATION (STATE or COUNTRY): Travis AFB, Fairfield, CA				ADDRESS: 31628 Glendale Street				ADDRESS: 1325 J Street														
CITY, STATE, ZIP: Livonia, MI 48150				CITY, STATE, ZIP: Sacramento CA 95814				P.O. NUMBER: W9123820F0065														
SPECIAL INSTRUCTIONS / COMMENTS:				PHONE: (734) 422-8000 EXT 214				EMAIL (OR FAX IF NO EMAIL AVAILABLE):														
SAMPLER'S PRINTED NAME: Patricia Flanders				SAMPLER'S SIGNATURE: Patricia Flanders				TESTS REQUESTED														
ITEM NUMBER	SAMPLE I.D.	DATE SAMPLED	TIME SAMPLED (24-hour format)	MATRIX CODE (see codes below)	NBR OF BOTTLES	NBR OF CONTAINERS AND PRESERVATIVES				pH Acceptable? Y/N (Lab only)	COMMENTS Methanol Preserved Weights HOT Sample Notation Additional Sample Description Air Volume, etc.											
						NONE	HCL	HNO <sub>3</sub>	H <sub>2</sub> SO <sub>4</sub>			NaOH	Methanol	OTHER								
1	IB061200925	6/25/20		W	1	✓																
2	Temperature Blank	6/25/20		W	1																	
3																						
4																						
5																						
6																						
7																						
8																						
9																						
10																						
Relinquished By: Patricia Flanders		Date: 6/25/20	Time: 08:56	Received By: [Signature]		Date: 6-24-20	Time: 08:56	REPORT TRANSMITTAL DESIRED:														
Relinquished By:		Date:	Time:	Received By:		Date:	Time:	<input type="checkbox"/> HARDCOPY (extra cost) <input type="checkbox"/> FAX <input checked="" type="checkbox"/> EMAIL <input type="checkbox"/> ONLINE ALL REPORTING IS VIA THE RTI "FLASHPOINT" ONLINE SYSTEM UNLESS OTHERWISE SPECIFIED														
Relinquished By:		Date:	Time:	Received By:		Date:	Time:	FOR LAB USE ONLY Temp of samples: TB=69 °C    On Wet Ice?    YES (melted) Comments:														
TURNAROUND DESIRED:    Standard <input checked="" type="checkbox"/> RUSH:    Next BD <input type="checkbox"/> 2nd BD <input type="checkbox"/> 3rd BD <input type="checkbox"/>				Note: RUSH requests will incur surcharges!																		
Distribution: White - Lab; Pink - Field												See reverse side for Laboratory Terms and Conditions of Service										
MATRIX CODES:    A = AIR    DW = DRINKING WATER    GW = GROUNDWATER    L = LIQUID    O = OIL    WW = WASTE WATER    S = SOIL SD = SOLID    SL = SLUDGE    SV = SOLVENT WASTE    W = WATER    WP = WIPE    SW = SURFACE WATER												Appendix E    3498										



FedEx  
Tracking  
Number

8153 6946 3284

Form  
10 No.

0215

Recipient's Copy

From [REDACTED]

Date [REDACTED]

Sender's Name [REDACTED] Phone 716 719-5022

Company [REDACTED]

Address [REDACTED] Dept./Floor/Suite/Room

City [REDACTED] State [REDACTED] ZIP [REDACTED]

## Internal Billing Reference

Bill to's [REDACTED] Phone [REDACTED]

Bill to's [REDACTED]

Bill to's [REDACTED] Dept./Floor/Suite/Room

Bill to's [REDACTED] State MI ZIP 48106

## 4 Express Package Service

\* To most locations.

Packages up to 150 lbs.  
For packages over 150 lbs., use the  
FedEx Express Freight US Airbill.

## Next Business Day

- ☐ FedEx First Overnight  
Earliest next business morning delivery to select locations. Friday shipments will be delivered on Monday unless Saturday Delivery is selected.
- ☒ FedEx Priority Overnight  
Next business morning.\* Friday shipments will be delivered on Monday unless Saturday Delivery is selected.
- ☐ FedEx Standard Overnight  
Next business afternoon.\* Saturday Delivery NOT available.

## 2 or 3 Business Days

- ☐ FedEx 2Day A.M.  
Second business morning.\* Saturday Delivery NOT available.
- ☐ FedEx 2Day  
Second business afternoon.\* Thursday shipments will be delivered on Monday unless Saturday Delivery is selected.
- ☐ FedEx Express Saver  
Third business day.\* Saturday Delivery NOT available.

## 5 Packaging

\* Declared value limit \$500.

- ☐ FedEx Envelope\* ☐ FedEx Pak\* ☐ FedEx Box ☐ FedEx Tube ☒ Other

## 6 Special Handling and Delivery Signature Options

Fees may apply. See the FedEx Service Guide.

- ☐ Saturday Delivery  
NOT available for FedEx Standard Overnight, FedEx 2Day A.M., or FedEx Express Saver.
- ☐ No Signature Required  
Package may be left without obtaining a signature for delivery.
- ☒ Direct Signature  
Someone at recipient's address may sign for delivery.
- ☐ Indirect Signature  
If no one is available at recipient's address, someone at a neighboring address may sign for delivery. For residential deliveries only.

## Does this shipment contain dangerous goods?

- One box must be checked.
- ☐ No ☐ Yes As per attached Shipper's Declaration. ☐ Yes Shipper's Declaration not required. ☐ Dry Ice Dry Ice, 9, UN 1845 \_\_\_\_\_ x \_\_\_\_\_ kg
- Restrictions apply for dangerous goods—see the current FedEx Service Guide. ☐ Cargo Aircraft Only

## 7 Payment Bill to:

Enter FedEx Acct. No. below

Obtain recip.  
FedEx Acct No. ☐

- ☐ Sender Acct. No. in Section 1 of this bill ☐ Recipient ☐ Third Party

Total Packages: Total Weight:

## CUSTODY SEALS

Date 6/25/20

Signature Patricia Flanders

## CUSTODY SEALS

Date 6/25/20

Signature Patricia Flanders

fedex.com 1800.Go.FedEx 1800.463.3339

C18937


Temp Blank: 6.9°C



**RTI LABORATORIES, INC.**

RTI Laboratories  
31628 Glendale St.  
Livonia, MI 48150  
TEL: (734) 422-8000  
Website: www.rtilab.com

## Sample Receipt Checklist

Client Name:	USA17	Work Order Number:	2006583
RCPNo:	1	Date and Time Received:	6/29/2020 8:56:00 AM
		Received by:	Armando Flores
Completed By:		Reviewed By:	
Completed Date:	6/29/2020 5:18:43 PM	Reviewed Date:	7/18/2020 6:23 PM

**Carrier Name: FedEx**

1. Chain of custody present?	Yes <input checked="" type="checkbox"/>	No <input type="checkbox"/>	
2. Chain of custody signed when relinquished and received?	Yes <input checked="" type="checkbox"/>	No <input type="checkbox"/>	
3. Chain of custody agrees with sample labels?	Yes <input checked="" type="checkbox"/>	No <input type="checkbox"/>	Not Present <input type="checkbox"/>
4. Are matrices correctly identified on Chain of custody?	Yes <input checked="" type="checkbox"/>	No <input type="checkbox"/>	
5. Is it clear what analyses were requested?	Yes <input checked="" type="checkbox"/>	No <input type="checkbox"/>	
6. Custody seals intact on sample bottles?	Yes <input type="checkbox"/>	No <input type="checkbox"/>	Not Present <input checked="" type="checkbox"/>
7. Samples in proper container/bottle?	Yes <input checked="" type="checkbox"/>	No <input type="checkbox"/>	
8. Were correct preservatives used and noted?	Yes <input checked="" type="checkbox"/>	No <input type="checkbox"/>	NA <input type="checkbox"/>
9. Sample containers intact?	Yes <input checked="" type="checkbox"/>	No <input type="checkbox"/>	
10. Sufficient sample volume for indicated test?	Yes <input checked="" type="checkbox"/>	No <input type="checkbox"/>	
11. Were container labels complete (ID, Pres, Date)?	Yes <input checked="" type="checkbox"/>	No <input type="checkbox"/>	
12. All samples received within holding time?	Yes <input checked="" type="checkbox"/>	No <input type="checkbox"/>	
13. Was an attempt made to cool the samples?	Yes <input checked="" type="checkbox"/>	No <input type="checkbox"/>	NA <input type="checkbox"/>
14. All samples received at a temp. of > 0° C to 6.0° C?	Yes <input type="checkbox"/>	No <input checked="" type="checkbox"/>	NA <input type="checkbox"/>
15. Sample Temp. taken and recorded upon receipt?	Yes <input type="checkbox"/>	No <input checked="" type="checkbox"/>	6.9 To °C
16. Water - Were bubbles absent in VOC vials?	Yes <input type="checkbox"/>	No <input type="checkbox"/>	No Vials <input checked="" type="checkbox"/>
17. Water - Was there Chlorine Present?	Yes <input type="checkbox"/>	No <input type="checkbox"/>	NA <input checked="" type="checkbox"/>
18. Water - pH acceptable upon receipt?	Yes <input type="checkbox"/>	No <input type="checkbox"/>	No Water <input checked="" type="checkbox"/>
19. Are Samples considered acceptable?	Yes <input checked="" type="checkbox"/>	No <input type="checkbox"/>	
20. Custody Seals present?	Yes <input checked="" type="checkbox"/>	No <input type="checkbox"/>	
21. Traffic Report or Packing Lists present?	Yes <input type="checkbox"/>	No <input checked="" type="checkbox"/>	
22. Airbill or Sticker?	Air Bill <input checked="" type="checkbox"/>	Sticker <input type="checkbox"/>	Not Present <input type="checkbox"/>
23. Airbill No:	815369463284		
24. Sample Tags Present?	Yes <input type="checkbox"/>	No <input checked="" type="checkbox"/>	
25. Sample Tags Listed on COC?	Yes <input type="checkbox"/>	No <input checked="" type="checkbox"/>	
26. Tag Numbers:			
27. Sample Condition?	Intact <input checked="" type="checkbox"/>	Broken <input type="checkbox"/>	Leaking <input type="checkbox"/>
28. Response when temperature is outside of range:	Approved by client.		
29. Preservative added to bottles:	MeOH		

Case Number:

SDG:

SAS:



Adjusted? \_\_\_\_\_

Checked by \_\_\_\_\_

Any No and/or NA (not applicable) response must be detailed in the comments section below.

Client Name: <b>USA17</b>		Work Order Number: <b>2006583</b>				
Comment: 10 soil samples: Weighed out & preserved in MeOH vial for GRO analysis on 6/29/2020 by JC & AF.						
Client Contacted: Yes <input checked="" type="checkbox"/>		No <input type="checkbox"/>	NA <input type="checkbox"/>	Person Contacted: Jennifer Neuhard		
Contact Mode: Phone <input type="checkbox"/>		Fax: <input type="checkbox"/>	Email: <input checked="" type="checkbox"/>	In Person: <input type="checkbox"/>		
Date Contacted: <b>6/26/2020 12:00:00 AM</b>		Contacted By: <b>Armando Flores</b>				
Regarding: Cooler delayed in Indiana by Fed Ex						
Client Instructions: When cooler arrived on 6/29/20, sent email to client and client replied to continue with analysis.						
CorrectiveAction: Cooler delayed by FedEx. Received on 6/29/20, ice melted. Sent client email & client replied to proceed with analysis. AF						

Cooler No	Temp °C	Condition	Seal Intact	Seal No	Seal Date	Signed By
C18937	6.9	Good	Yes		6/25/2020 12:00:00 AM	Patricia Flanders

SampleID	ContainerID	Type	Vacuum Read (inch Hg)	Orig pH	Adj pH	Req Min pH	Req Max pH
2006583-001A	Cont-01 of 01	Bottle					
2006583-001B	Cont-01 of 01	Bottle					
2006583-002A	Cont-01 of 01	Bottle					
2006583-002B	Cont-01 of 01	Bottle					
2006583-003A	Cont-01 of 01	Bottle					
2006583-003B	Cont-01 of 01	Bottle					
2006583-004A	Cont-01 of 01	Bottle					
2006583-004B	Cont-01 of 01	Bottle					
2006583-005A	Cont-01 of 01	Bottle					
2006583-005B	Cont-01 of 01	Bottle					
2006583-006A	Cont-01 of 01	Bottle					
2006583-006B	Cont-01 of 01	Bottle					
2006583-007A	Cont-01 of 01	Bottle					
2006583-007B	Cont-01 of 01	Bottle					
2006583-008A	Cont-01 of 01	Bottle					
2006583-008B	Cont-01 of 01	Bottle					
2006583-009A	Cont-01 of 01	Bottle					
2006583-009B	Cont-01 of 01	Bottle					
2006583-010A	Cont-01 of 01	Bottle					
2006583-010B	Cont-01 of 01	Bottle					

# RTI Laboratories, Inc. - Workorder Sample Summary

WO#: 2006583

Revision v1

**Client:** USACE Sacramento District  
**Project:** Travis AFB Runway 21R/03L

Lab Sample ID	Client Sample ID	Tag No	Date Collected	Date Received	Matrix
2006583-001A	TAFBS-S-77		6/25/2020 6:56 AM	6/29/2020 8:56 AM	Soil
2006583-001B	TAFBS-S-77		6/25/2020 6:56 AM	6/29/2020 8:56 AM	Soil
2006583-002A	TRNWY-S-700		6/25/2020 7:00 AM	6/29/2020 8:56 AM	Soil
2006583-002B	TRNWY-S-700		6/25/2020 7:00 AM	6/29/2020 8:56 AM	Soil
2006583-003A	TAFBS-S-78		6/25/2020 7:22 AM	6/29/2020 8:56 AM	Soil
2006583-003B	TAFBS-S-78		6/25/2020 7:22 AM	6/29/2020 8:56 AM	Soil
2006583-004A	TRNWY-S-800		6/25/2020 7:25 AM	6/29/2020 8:56 AM	Soil
2006583-004B	TRNWY-S-800		6/25/2020 7:25 AM	6/29/2020 8:56 AM	Soil
2006583-005A	TAFBS-S-79		6/25/2020 7:39 AM	6/29/2020 8:56 AM	Soil
2006583-005B	TAFBS-S-79		6/25/2020 7:39 AM	6/29/2020 8:56 AM	Soil
2006583-006A	TRNWY-S-900		6/25/2020 7:44 AM	6/29/2020 8:56 AM	Soil
2006583-006B	TRNWY-S-900		6/25/2020 7:44 AM	6/29/2020 8:56 AM	Soil
2006583-007A	TAFBS-S-80		6/25/2020 8:00 AM	6/29/2020 8:56 AM	Soil
2006583-007B	TAFBS-S-80		6/25/2020 8:00 AM	6/29/2020 8:56 AM	Soil
2006583-008A	TRNWY-S-200		6/25/2020 8:03 AM	6/29/2020 8:56 AM	Soil
2006583-008B	TRNWY-S-200		6/25/2020 8:03 AM	6/29/2020 8:56 AM	Soil
2006583-009A	TAFBS-S-81		6/25/2020 8:24 AM	6/29/2020 8:56 AM	Soil
2006583-009B	TAFBS-S-81		6/25/2020 8:24 AM	6/29/2020 8:56 AM	Soil
2006583-010A	TRNWY-S-100		6/25/2020 8:30 AM	6/29/2020 8:56 AM	Soil
2006583-010B	TRNWY-S-100		6/25/2020 8:30 AM	6/29/2020 8:56 AM	Soil
2006583-011A	TB0610200925		6/25/2020 12:00 AM	6/29/2020 8:56 AM	Water

**Client:** USACE Sacramento District  
**Project:** Travis AFB Runway 21R/03L

Sample ID	Client Sample ID	Collection Date	Matrix	Test Name	Leachate Date	Prep Date	Analysis Date
2006583-001A	TAFBS-S-77	6/25/2020 6:56 AM	Soil	SW_6020S-Metals, ICP/MS		7/20/2020 7:51 AM	7/22/2020 2:39 PM
				PMOIST-Percent Moisture		7/2/2020 7:30 AM	7/2/2020 7:30 AM
				SW_8015S-DRO-Petroleum Hydrocarbons		7/8/2020 10:17 AM	7/16/2020 11:38 PM
				SW_8015S-DRO-Petroleum Hydrocarbons		7/8/2020 10:17 AM	7/20/2020 10:21 PM
2006583-001B	TAFBS-S-77	6/25/2020 6:56 AM	Soil	SW_8015S-GRO-Nonhalogenated Organics, GC/FID		7/25/2020 3:59 PM	7/25/2020 3:59 PM
2006583-002A	TRNWX-S-700	6/25/2020 7:00 AM	Soil	SW_6020S-Metals, ICP/MS		7/20/2020 7:51 AM	7/22/2020 2:40 PM
				PMOIST-Percent Moisture		7/2/2020 7:30 AM	7/2/2020 7:30 AM
				SW_8015S-DRO-Petroleum Hydrocarbons		7/8/2020 10:17 AM	7/17/2020 3:43 AM
				SW_8015S-DRO-Petroleum Hydrocarbons		7/8/2020 10:17 AM	7/20/2020 9:53 PM
				SW_8015S-DRO-Petroleum Hydrocarbons		7/31/2020 10:23 AM	8/4/2020 6:19 PM
2006583-002B	TRNWX-S-700	6/25/2020 7:00 AM	Soil	SW_8015S-GRO-Nonhalogenated Organics, GC/FID		7/25/2020 4:29 PM	7/25/2020 4:29 PM
2006583-003A	TAFBS-S-78	6/25/2020 7:22 AM	Soil	SW_6020S-Metals, ICP/MS		7/20/2020 7:51 AM	7/22/2020 2:41 PM
				PMOIST-Percent Moisture		7/2/2020 7:30 AM	7/2/2020 7:30 AM
				SW_8015S-DRO-Petroleum Hydrocarbons		7/8/2020 10:17 AM	7/17/2020 12:05 AM
2006583-003B	TAFBS-S-78	6/25/2020 7:22 AM	Soil	SW_8015S-GRO-Nonhalogenated Organics, GC/FID		7/25/2020 4:59 PM	7/25/2020 4:59 PM
2006583-004A	TRNWX-S-800	6/25/2020 7:25 AM	Soil	SW_6020S-Metals, ICP/MS		7/20/2020 7:51 AM	7/22/2020 2:42 PM
				PMOIST-Percent Moisture		7/2/2020 7:30 AM	7/2/2020 7:30 AM
				SW_8015S-DRO-Petroleum Hydrocarbons		7/8/2020 10:17 AM	7/17/2020 12:33 AM
2006583-004B	TRNWX-S-800	6/25/2020 7:25 AM	Soil	SW_8015S-GRO-Nonhalogenated Organics, GC/FID		7/25/2020 5:29 PM	7/25/2020 5:29 PM
2006583-005A	TAFBS-S-79	6/25/2020 7:39 AM	Soil	SW_6020S-Metals, ICP/MS		7/20/2020 7:51 AM	7/22/2020 2:43 PM

**Client:** USACE Sacramento District  
**Project:** Travis AFB Runway 21R/03L

Sample ID	Client Sample ID	Collection Date	Matrix	Test Name	Leachate Date	Prep Date	Analysis Date
2006583-005A	TAFBS-S-79	6/25/2020 7:39 AM	Soil	PMOIST-Percent Moisture		7/2/2020 7:30 AM	7/2/2020 7:30 AM
				SW_8015S-DRO-Petroleum Hydrocarbons		7/8/2020 10:17 AM	7/17/2020 1:00 AM
2006583-005B	TAFBS-S-79	6/25/2020 7:39 AM	Soil	SW_8015S-GRO-Nonhalogenated Organics, GC/FID		7/25/2020 10:28 PM	7/25/2020 10:28 PM
2006583-006A	TRNWX-S-900	6/25/2020 7:44 AM	Soil	SW_6020S-Metals, ICP/MS		7/20/2020 7:51 AM	7/22/2020 2:43 PM
				PMOIST-Percent Moisture		7/2/2020 7:30 AM	7/2/2020 7:30 AM
				SW_8015S-DRO-Petroleum Hydrocarbons		7/8/2020 10:17 AM	7/16/2020 4:20 PM
2006583-006B	TRNWX-S-900	6/25/2020 7:44 AM	Soil	SW_8015S-GRO-Nonhalogenated Organics, GC/FID		7/25/2020 10:59 PM	7/25/2020 10:59 PM
2006583-007A	TAFBS-S-80	6/25/2020 8:00 AM	Soil	SW_6020S-Metals, ICP/MS		7/20/2020 7:51 AM	7/22/2020 2:44 PM
				PMOIST-Percent Moisture		7/2/2020 7:30 AM	7/2/2020 7:30 AM
				SW_8015S-DRO-Petroleum Hydrocarbons		7/8/2020 10:17 AM	7/17/2020 1:27 AM
2006583-007B	TAFBS-S-80	6/25/2020 8:00 AM	Soil	SW_8015S-GRO-Nonhalogenated Organics, GC/FID		7/25/2020 11:29 PM	7/25/2020 11:29 PM
2006583-008A	TRNWX-S-200	6/25/2020 8:03 AM	Soil	SW_6020S-Metals, ICP/MS		7/20/2020 7:51 AM	7/22/2020 2:45 PM
				PMOIST-Percent Moisture		7/2/2020 7:30 AM	7/2/2020 7:30 AM
				SW_8015S-DRO-Petroleum Hydrocarbons		7/8/2020 10:17 AM	7/17/2020 1:54 AM
2006583-008B	TRNWX-S-200	6/25/2020 8:03 AM	Soil	SW_8015S-GRO-Nonhalogenated Organics, GC/FID		7/25/2020 11:59 PM	7/25/2020 11:59 PM
2006583-009A	TAFBS-S-81	6/25/2020 8:24 AM	Soil	SW_6020S-Metals, ICP/MS		7/20/2020 7:51 AM	7/22/2020 2:46 PM
				PMOIST-Percent Moisture		7/2/2020 7:30 AM	7/2/2020 7:30 AM
				SW_8015S-DRO-Petroleum Hydrocarbons		7/8/2020 10:17 AM	7/17/2020 2:21 AM
2006583-009B	TAFBS-S-81	6/25/2020 8:24 AM	Soil	SW_8015S-GRO-Nonhalogenated Organics, GC/FID		7/26/2020 12:28 AM	7/26/2020 12:28 AM

**Client:** USACE Sacramento District  
**Project:** Travis AFB Runway 21R/03L

Sample ID	Client Sample ID	Collection Date	Matrix	Test Name	Leachate Date	Prep Date	Analysis Date
2006583-010A	TRNWY-S-100	6/25/2020 8:30 AM	Soil	SW_6020S-Metals, ICP/MS		7/20/2020 7:51 AM	7/22/2020 2:16 PM
				PMOIST-Percent Moisture		7/2/2020 7:30 AM	7/2/2020 7:30 AM
				SW_8015S-DRO-Petroleum Hydrocarbons		7/8/2020 10:17 AM	7/17/2020 2:48 AM
2006583-010B	TRNWY-S-100	6/25/2020 8:30 AM	Soil	SW_8015S-GRO-Nonhalogenated Organics, GC/FID		7/26/2020 12:58 AM	7/26/2020 12:58 AM

<b>Client:</b>	USACE Sacramento District	<b>Collection Date:</b>	6/25/2020 6:56:00 AM
<b>Project:</b>	Travis AFB Runway 21R/03L		
<b>Lab ID:</b>	2006583-001	<b>Matrix:</b>	Soil
<b>Client Sample ID:</b>	TAFBS-S-77		

Analysis	Result	Qual	DL	LOD	LOQ	Units	DF	Date Analyzed
<b>Petroleum Hydrocarbons</b>			<b>Method: SW8015D</b>			<b>SW3550C</b>	<b>Analyst: ANP</b>	
Diesel Range Organics C10-C28	2800	U	2600	2800	7100	µg/Kg-dry	4	7/20/2020 10:21 PM
Surr: n-Eicosane	128			60-130		%Rec	4	7/20/2020 10:21 PM
Surr: Squalene	120			60-130		%Rec	4	7/20/2020 10:21 PM
<b>Metals, ICP/MS</b>			<b>Method: SW6020B</b>			<b>SW3050B</b>	<b>Analyst: AYA</b>	
Lead	8500		60	97	190	µg/Kg-dry	10	7/22/2020 2:39 PM
<b>Nonhalogenated Organics, GC/FID</b>			<b>Method: SW8015D</b>				<b>Analyst: SM2</b>	
Gasoline Range Organics C6-C10	1400	UH	1200	1400	2200	µg/Kg-dry	52.8	7/25/2020 3:59 PM
Surr: 1,2-Dichlorobenzene-d4	94.1	H		70-130		%Rec	52.8	7/25/2020 3:59 PM
<b>Percent Moisture</b>			<b>Method: ASTM-D2216</b>				<b>Analyst: NVJ</b>	
Percent Moisture	5.9		1.0	1.0	1.0	wt%	1	7/2/2020 7:30 AM

<b>Client:</b>	USACE Sacramento District	<b>Collection Date:</b>	6/25/2020 7:00:00 AM
<b>Project:</b>	Travis AFB Runway 21R/03L		
<b>Lab ID:</b>	2006583-002	<b>Matrix:</b>	Soil
<b>Client Sample ID:</b>	TRNWX-S-700		

Analysis	Result	Qual	DL	LOD	LOQ	Units	DF	Date Analyzed
<b>Petroleum Hydrocarbons</b>			<b>Method: SW8015D</b>		<b>SW3550C</b>		<b>Analyst: DS</b>	
Diesel Range Organics C10-C28	1400	UH	1300	1400	3600	µg/Kg-dry	1	8/4/2020 6:19 PM
Surr: n-Eicosane	69.5	H		60-130		%Rec	1	8/4/2020 6:19 PM
Surr: Squalene	123	H		60-130		%Rec	1	8/4/2020 6:19 PM
<b>Metals, ICP/MS</b>			<b>Method: SW6020B</b>		<b>SW3050B</b>		<b>Analyst: AYA</b>	
Lead	8200		58	94	190	µg/Kg-dry	10	7/22/2020 2:40 PM
<b>Nonhalogenated Organics, GC/FID</b>			<b>Method: SW8015D</b>				<b>Analyst: SM2</b>	
Gasoline Range Organics C6-C10	1400	UH	1200	1400	2200	µg/Kg-dry	52.7	7/25/2020 4:29 PM
Surr: 1,2-Dichlorobenzene-d4	93.4	H		70-130		%Rec	52.7	7/25/2020 4:29 PM
<b>Percent Moisture</b>			<b>Method: ASTM-D2216</b>				<b>Analyst: NVJ</b>	
Percent Moisture	6.3		1.0	1.0	1.0	wt%	1	7/2/2020 7:30 AM

<b>Client:</b>	USACE Sacramento District	<b>Collection Date:</b>	6/25/2020 7:22:00 AM
<b>Project:</b>	Travis AFB Runway 21R/03L		
<b>Lab ID:</b>	2006583-003	<b>Matrix:</b>	Soil
<b>Client Sample ID:</b>	TAFBS-S-78		

Analysis	Result	Qual	DL	LOD	LOQ	Units	DF	Date Analyzed
<b>Petroleum Hydrocarbons</b>			<b>Method: SW8015D</b>			<b>SW3550C</b>	<b>Analyst: DS</b>	
Diesel Range Organics C10-C28	700	U	640	700	1800	µg/Kg-dry	1	7/17/2020 12:05 AM
Surr: n-Eicosane	123			60-130		%Rec	1	7/17/2020 12:05 AM
Surr: Squalene	211	Q		60-130		%Rec	1	7/17/2020 12:05 AM
<b>Metals, ICP/MS</b>			<b>Method: SW6020B</b>			<b>SW3050B</b>	<b>Analyst: AYA</b>	
Lead	3500		59	96	190	µg/Kg-dry	10	7/22/2020 2:41 PM
<b>Nonhalogenated Organics, GC/FID</b>			<b>Method: SW8015D</b>				<b>Analyst: SM2</b>	
Gasoline Range Organics C6-C10	1400	UH	1100	1400	2200	µg/Kg-dry	52.2	7/25/2020 4:59 PM
Surr: 1,2-Dichlorobenzene-d4	86.6	H		70-130		%Rec	52.2	7/25/2020 4:59 PM
<b>Percent Moisture</b>			<b>Method: ASTM-D2216</b>				<b>Analyst: NVJ</b>	
Percent Moisture	5.3		1.0	1.0	1.0	wt%	1	7/2/2020 7:30 AM



<b>Client:</b>	USACE Sacramento District	<b>Collection Date:</b>	6/25/2020 7:25:00 AM
<b>Project:</b>	Travis AFB Runway 21R/03L		
<b>Lab ID:</b>	2006583-004	<b>Matrix:</b>	Soil
<b>Client Sample ID:</b>	TRNWY-S-800		

Analysis	Result	Qual	DL	LOD	LOQ	Units	DF	Date Analyzed
<b>Petroleum Hydrocarbons</b>			<b>Method: SW8015D</b>			<b>SW3550C</b>	<b>Analyst: DS</b>	
Diesel Range Organics C10-C28	700	U	640	700	1700	µg/Kg-dry	1	7/17/2020 12:33 AM
Surr: n-Eicosane	115			60-130		%Rec	1	7/17/2020 12:33 AM
Surr: Squalene	116			60-130		%Rec	1	7/17/2020 12:33 AM
<b>Metals, ICP/MS</b>			<b>Method: SW6020B</b>			<b>SW3050B</b>	<b>Analyst: AYA</b>	
Lead	2300		61	99	200	µg/Kg-dry	10	7/22/2020 2:42 PM
<b>Nonhalogenated Organics, GC/FID</b>			<b>Method: SW8015D</b>				<b>Analyst: SM2</b>	
Gasoline Range Organics C6-C10	1400	UH	1100	1400	2200	µg/Kg-dry	52.2	7/25/2020 5:29 PM
Surr: 1,2-Dichlorobenzene-d4	94.1	H		70-130		%Rec	52.2	7/25/2020 5:29 PM
<b>Percent Moisture</b>			<b>Method: ASTM-D2216</b>				<b>Analyst: NVJ</b>	
Percent Moisture	4.7		1.0	1.0	1.0	wt%	1	7/2/2020 7:30 AM

<b>Client:</b>	USACE Sacramento District	<b>Collection Date:</b>	6/25/2020 7:39:00 AM
<b>Project:</b>	Travis AFB Runway 21R/03L		
<b>Lab ID:</b>	2006583-005	<b>Matrix:</b>	Soil
<b>Client Sample ID:</b>	TAFBS-S-79		

Analysis	Result	Qual	DL	LOD	LOQ	Units	DF	Date Analyzed
<b>Petroleum Hydrocarbons</b>			<b>Method: SW8015D</b>			<b>SW3550C</b>	<b>Analyst: DS</b>	
Diesel Range Organics C10-C28	710	U	640	710	1800	µg/Kg-dry	1	7/17/2020 1:00 AM
Surr: n-Eicosane	127			60-130		%Rec	1	7/17/2020 1:00 AM
Surr: Squalene	127			60-130		%Rec	1	7/17/2020 1:00 AM
<b>Metals, ICP/MS</b>			<b>Method: SW6020B</b>			<b>SW3050B</b>	<b>Analyst: AYA</b>	
Lead	6400		61	98	200	µg/Kg-dry	10	7/22/2020 2:43 PM
<b>Nonhalogenated Organics, GC/FID</b>			<b>Method: SW8015D</b>				<b>Analyst: SM2</b>	
Gasoline Range Organics C6-C10	1400	UH	1200	1400	2200	µg/Kg-dry	52.4	7/25/2020 10:28 PM
Surr: 1,2-Dichlorobenzene-d4	93.0	H		70-130		%Rec	52.4	7/25/2020 10:28 PM
<b>Percent Moisture</b>			<b>Method: ASTM-D2216</b>				<b>Analyst: NVJ</b>	
Percent Moisture	5.6		1.0	1.0	1.0	wt%	1	7/2/2020 7:30 AM

<b>Client:</b>	USACE Sacramento District	<b>Collection Date:</b>	6/25/2020 7:44:00 AM
<b>Project:</b>	Travis AFB Runway 21R/03L		
<b>Lab ID:</b>	2006583-006	<b>Matrix:</b>	Soil
<b>Client Sample ID:</b>	TRNWY-S-900		

Analysis	Result	Qual	DL	LOD	LOQ	Units	DF	Date Analyzed
<b>Petroleum Hydrocarbons</b>			<b>Method: SW8015D</b>			<b>SW3550C</b>	<b>Analyst: DS</b>	
Diesel Range Organics C10-C28	2100	UX	1900	2100	5300	µg/Kg-dry	1	7/16/2020 4:20 PM
Surr: n-Eicosane	122			60-130		%Rec	1	7/16/2020 4:20 PM
Surr: Squalene	124			60-130		%Rec	1	7/16/2020 4:20 PM
<b>Metals, ICP/MS</b>			<b>Method: SW6020B</b>			<b>SW3050B</b>	<b>Analyst: AYA</b>	
Lead	3700		60	98	200	µg/Kg-dry	10	7/22/2020 2:43 PM
<b>Nonhalogenated Organics, GC/FID</b>			<b>Method: SW8015D</b>				<b>Analyst: SM2</b>	
Gasoline Range Organics C6-C10	1400	UH	1200	1400	2200	µg/Kg-dry	52.3	7/25/2020 10:59 PM
Surr: 1,2-Dichlorobenzene-d4	89.5	H		70-130		%Rec	52.3	7/25/2020 10:59 PM
<b>Percent Moisture</b>			<b>Method: ASTM-D2216</b>				<b>Analyst: NVJ</b>	
Percent Moisture	5.5		1.0	1.0	1.0	wt%	1	7/2/2020 7:30 AM

<b>Client:</b>	USACE Sacramento District	<b>Collection Date:</b>	6/25/2020 8:00:00 AM
<b>Project:</b>	Travis AFB Runway 21R/03L		
<b>Lab ID:</b>	2006583-007	<b>Matrix:</b>	Soil
<b>Client Sample ID:</b>	TAFBS-S-80		

Analysis	Result	Qual	DL	LOD	LOQ	Units	DF	Date Analyzed
<b>Petroleum Hydrocarbons</b>			<b>Method: SW8015D</b>			<b>SW3550C</b>	<b>Analyst: DS</b>	
Diesel Range Organics C10-C28	700	U	630	700	1700	µg/Kg-dry	1	7/17/2020 1:27 AM
Surr: n-Eicosane	135	Q		60-130		%Rec	1	7/17/2020 1:27 AM
Surr: Squalene	130	Q		60-130		%Rec	1	7/17/2020 1:27 AM
<b>Metals, ICP/MS</b>			<b>Method: SW6020B</b>			<b>SW3050B</b>	<b>Analyst: AYA</b>	
Lead	24000		56	90	180	µg/Kg-dry	10	7/22/2020 2:44 PM
<b>Nonhalogenated Organics, GC/FID</b>			<b>Method: SW8015D</b>				<b>Analyst: SM2</b>	
Gasoline Range Organics C6-C10	1400	UH	1100	1400	2200	µg/Kg-dry	52	7/25/2020 11:29 PM
Surr: 1,2-Dichlorobenzene-d4	94.2	H		70-130		%Rec	52	7/25/2020 11:29 PM
<b>Percent Moisture</b>			<b>Method: ASTM-D2216</b>				<b>Analyst: NVJ</b>	
Percent Moisture	4.5		1.0	1.0	1.0	wt%	1	7/2/2020 7:30 AM

<b>Client:</b>	USACE Sacramento District	<b>Collection Date:</b>	6/25/2020 8:03:00 AM
<b>Project:</b>	Travis AFB Runway 21R/03L		
<b>Lab ID:</b>	2006583-008	<b>Matrix:</b>	Soil
<b>Client Sample ID:</b>	TRNWY-S-200		

Analysis	Result	Qual	DL	LOD	LOQ	Units	DF	Date Analyzed
<b>Petroleum Hydrocarbons</b>			<b>Method: SW8015D</b>			<b>SW3550C</b>	<b>Analyst: DS</b>	
Diesel Range Organics C10-C28	710	U	640	710	1800	µg/Kg-dry	1	7/17/2020 1:54 AM
Surr: n-Eicosane	118			60-130		%Rec	1	7/17/2020 1:54 AM
Surr: Squalene	130	Q		60-130		%Rec	1	7/17/2020 1:54 AM
<b>Metals, ICP/MS</b>			<b>Method: SW6020B</b>			<b>SW3050B</b>	<b>Analyst: AYA</b>	
Lead	2000		54	87	170	µg/Kg-dry	10	7/22/2020 2:45 PM
<b>Nonhalogenated Organics, GC/FID</b>			<b>Method: SW8015D</b>				<b>Analyst: SM2</b>	
Gasoline Range Organics C6-C10	1400	UH	1200	1400	2200	µg/Kg-dry	52.6	7/25/2020 11:59 PM
Surr: 1,2-Dichlorobenzene-d4	89.0	H		70-130		%Rec	52.6	7/25/2020 11:59 PM
<b>Percent Moisture</b>			<b>Method: ASTM-D2216</b>				<b>Analyst: NVJ</b>	
Percent Moisture	5.9		1.0	1.0	1.0	wt%	1	7/2/2020 7:30 AM

<b>Client:</b>	USACE Sacramento District	<b>Collection Date:</b>	6/25/2020 8:24:00 AM
<b>Project:</b>	Travis AFB Runway 21R/03L		
<b>Lab ID:</b>	2006583-009	<b>Matrix:</b>	Soil
<b>Client Sample ID:</b>	TAFBS-S-81		

Analysis	Result	Qual	DL	LOD	LOQ	Units	DF	Date Analyzed
<b>Petroleum Hydrocarbons</b>			<b>Method: SW8015D</b>			<b>SW3550C</b>	<b>Analyst: DS</b>	
Diesel Range Organics C10-C28	730	U	660	730	1800	µg/Kg-dry	1	7/17/2020 2:21 AM
Surr: n-Eicosane	132	Q		60-130		%Rec	1	7/17/2020 2:21 AM
Surr: Squalene	142	Q		60-130		%Rec	1	7/17/2020 2:21 AM
<b>Metals, ICP/MS</b>			<b>Method: SW6020B</b>			<b>SW3050B</b>	<b>Analyst: AYA</b>	
Lead	9700		56	91	180	µg/Kg-dry	10	7/22/2020 2:46 PM
<b>Nonhalogenated Organics, GC/FID</b>			<b>Method: SW8015D</b>				<b>Analyst: SM2</b>	
Gasoline Range Organics C6-C10	1500	UH	1200	1500	2300	µg/Kg-dry	53.8	7/26/2020 12:28 AM
Surr: 1,2-Dichlorobenzene-d4	99.7	H		70-130		%Rec	53.8	7/26/2020 12:28 AM
<b>Percent Moisture</b>			<b>Method: ASTM-D2216</b>				<b>Analyst: NVJ</b>	
Percent Moisture	8.4		1.0	1.0	1.0	wt%	1	7/2/2020 7:30 AM

<b>Client:</b>	USACE Sacramento District	<b>Collection Date:</b>	6/25/2020 8:30:00 AM
<b>Project:</b>	Travis AFB Runway 21R/03L		
<b>Lab ID:</b>	2006583-010	<b>Matrix:</b>	Soil
<b>Client Sample ID:</b>	TRNWY-S-100		

Analysis	Result	Qual	DL	LOD	LOQ	Units	DF	Date Analyzed
<b>Petroleum Hydrocarbons</b>			<b>Method: SW8015D</b>			<b>SW3550C</b>	<b>Analyst: DS</b>	
Diesel Range Organics C10-C28	720	U	650	720	1800	µg/Kg-dry	1	7/17/2020 2:48 AM
Surr: n-Eicosane	131	Q		60-130		%Rec	1	7/17/2020 2:48 AM
Surr: Squalene	137	Q		60-130		%Rec	1	7/17/2020 2:48 AM
<b>Metals, ICP/MS</b>			<b>Method: SW6020B</b>			<b>SW3050B</b>	<b>Analyst: AYA</b>	
Lead	17000	X	58	95	190	µg/Kg-dry	10	7/22/2020 2:16 PM
<b>Nonhalogenated Organics, GC/FID</b>			<b>Method: SW8015D</b>				<b>Analyst: SM2</b>	
Gasoline Range Organics C6-C10	1400	UH	1200	1400	2300	µg/Kg-dry	53.4	7/26/2020 12:58 AM
Surr: 1,2-Dichlorobenzene-d4	96.9	H		70-130		%Rec	53.4	7/26/2020 12:58 AM
<b>Percent Moisture</b>			<b>Method: ASTM-D2216</b>				<b>Analyst: NVJ</b>	
Percent Moisture	7.3		1.0	1.0	1.0	wt%	1	7/2/2020 7:30 AM

Client: USACE Sacramento District

Project: Travis AFB Runway 21R/03L

Batch ID: 52015

Sample ID: <b>MB-52015</b>	Samp Type: <b>MBLK</b>	Test Code: <b>SW_8015S-DRO</b>	Units: <b>µg/Kg</b>	Prep Date: <b>7/8/2020</b>	RunNo: <b>119554</b>							
Client ID: <b>PBS</b>	Batch ID: <b>52015</b>	TestNo: <b>SW8015B</b>	<b>SW3550C</b>	Analysis Date: <b>7/16/2020</b>	SeqNo: <b>2316943</b>							
Analyte	Result	LOQ	SPK value	SPK Ref Val	%REC	Low Limit	High Limit	RPD Ref Value	%RPD	RPDLimit	Qual	
Diesel Range Organics C10-C28	670	1700										U
Surr: n-Eicosane	580		499.3		116	60	130					
Surr: Squalene	590		499.3		118	60	130					

Sample ID: <b>LCS-52015</b>	Samp Type: <b>LCS</b>	Test Code: <b>SW_8015S-DRO</b>	Units: <b>µg/Kg</b>	Prep Date: <b>7/8/2020</b>	RunNo: <b>119554</b>							
Client ID: <b>LCSS</b>	Batch ID: <b>52015</b>	TestNo: <b>SW8015B</b>	<b>SW3550C</b>	Analysis Date: <b>7/16/2020</b>	SeqNo: <b>2316944</b>							
Analyte	Result	LOQ	SPK value	SPK Ref Val	%REC	Low Limit	High Limit	RPD Ref Value	%RPD	RPDLimit	Qual	
Diesel Range Organics C10-C28	17000	1700	16630	0	102	38	132					
Surr: n-Eicosane	550		498.8		110	60	130					
Surr: Squalene	450		498.8		89.8	60	130					

Sample ID: <b>LCSD-52015</b>	Samp Type: <b>LCSD</b>	Test Code: <b>SW_8015S-DRO</b>	Units: <b>µg/Kg</b>	Prep Date: <b>7/8/2020</b>	RunNo: <b>119554</b>							
Client ID: <b>LCSS02</b>	Batch ID: <b>52015</b>	TestNo: <b>SW8015B</b>	<b>SW3550C</b>	Analysis Date: <b>7/16/2020</b>	SeqNo: <b>2316945</b>							
Analyte	Result	LOQ	SPK value	SPK Ref Val	%REC	Low Limit	High Limit	RPD Ref Value	%RPD	RPDLimit	Qual	
Diesel Range Organics C10-C28	18000	1700	16640	0	106	38	132	17000	3.51	0		
Surr: n-Eicosane	600		499.2		120	60	130		0	0		
Surr: Squalene	440		499.2		88.3	60	130		0	0		

Sample ID: <b>2006583-006AMS</b>	Samp Type: <b>MS</b>	Test Code: <b>SW_8015S-DRO</b>	Units: <b>µg/Kg-dry</b>	Prep Date: <b>7/8/2020</b>	RunNo: <b>119554</b>							
Client ID: <b>TRNWX-S-900MS1</b>	Batch ID: <b>52015</b>	TestNo: <b>SW8015B</b>	<b>SW3550C</b>	Analysis Date: <b>7/16/2020</b>	SeqNo: <b>2316947</b>							
Analyte	Result	LOQ	SPK value	SPK Ref Val	%REC	Low Limit	High Limit	RPD Ref Value	%RPD	RPDLimit	Qual	
Diesel Range Organics C10-C28	68000	5200	52420	0	129	38	132					
Surr: n-Eicosane	2500		1572		156	60	130					Q
Surr: Squalene	2200		1572		137	60	130					Q

Sample ID: <b>2006583-006AMSD</b>	Samp Type: <b>MSD</b>	Test Code: <b>SW_8015S-DRO</b>	Units: <b>µg/Kg-dry</b>	Prep Date: <b>7/8/2020</b>	RunNo: <b>119554</b>							
Client ID: <b>TRNWX-S-900SD1</b>	Batch ID: <b>52015</b>	TestNo: <b>SW8015B</b>	<b>SW3550C</b>	Analysis Date: <b>7/16/2020</b>	SeqNo: <b>2316948</b>							
Analyte	Result	LOQ	SPK value	SPK Ref Val	%REC	Low Limit	High Limit	RPD Ref Value	%RPD	RPDLimit	Qual	
Diesel Range Organics C10-C28	78000	5300	52520	0	148	38	132	67850	13.8	20		Q



Client: USACE Sacramento District  
Project: Travis AFB Runway 21R/03L

Batch ID: 52015

Sample ID:	2006583-006AMSD	Samp Type:	MSD	Test Code:	SW_8015S-DRO	Units:	µg/Kg-dry	Prep Date:	7/8/2020	RunNo:	119554
Client ID:	TRNWDY-S-900SD1	Batch ID:	52015	TestNo:	SW8015B	SW3550C		Analysis Date:	7/16/2020	SeqNo:	2316948
Analyte	Result	LOQ	SPK value	SPK Ref Val	%REC	Low Limit	High Limit	RPD Ref Value	%RPD	RPDLimit	Qual
Surr: n-Eicosane	2500		1576		161	60	130		0	20	Q
Surr: Squalene	2100		1576		131	60	130		0	20	Q

Client: USACE Sacramento District

Project: Travis AFB Runway 21R/03L

Batch ID: 52077

Sample ID:	2006583-010AMS	Samp Type:	MS	Test Code:	SW_6020S	Units:	µg/Kg-dry	Prep Date:	7/20/2020	RunNo:	119627
Client ID:	TRNWX-S-100MS1	Batch ID:	52077	TestNo:	SW6020A	SW3050B		Analysis Date:	7/22/2020	SeqNo:	2318116
Analyte	Result	LOQ	SPK value	SPK Ref Val	%REC	Low Limit	High Limit	RPD Ref Value	%RPD	RPDLimit	Qual
Lead	32000	190	18920	17070	78.7	84	118				Q

Sample ID:	2006583-010AMSD	Samp Type:	MSD	Test Code:	SW_6020S	Units:	µg/Kg-dry	Prep Date:	7/20/2020	RunNo:	119627
Client ID:	TRNWX-S-100SD1	Batch ID:	52077	TestNo:	SW6020A	SW3050B		Analysis Date:	7/22/2020	SeqNo:	2318117
Analyte	Result	LOQ	SPK value	SPK Ref Val	%REC	Low Limit	High Limit	RPD Ref Value	%RPD	RPDLimit	Qual
Lead	79000	190	19260	17070	323	84	118	31950	85.2	20	RQ

Sample ID:	LCS-52077	Samp Type:	LCS	Test Code:	SW_6020S	Units:	µg/Kg	Prep Date:	7/20/2020	RunNo:	119627
Client ID:	LCSS	Batch ID:	52077	TestNo:	SW6020A	SW3050B		Analysis Date:	7/22/2020	SeqNo:	2318142
Analyte	Result	LOQ	SPK value	SPK Ref Val	%REC	Low Limit	High Limit	RPD Ref Value	%RPD	RPDLimit	Qual
Lead	19000	190	18520	0	103	84	118				

Sample ID:	MB-52077	Samp Type:	MBLK	Test Code:	SW_6020S	Units:	µg/Kg	Prep Date:	7/20/2020	RunNo:	119627
Client ID:	PBS	Batch ID:	52077	TestNo:	SW6020A	SW3050B		Analysis Date:	7/22/2020	SeqNo:	2318144
Analyte	Result	LOQ	SPK value	SPK Ref Val	%REC	Low Limit	High Limit	RPD Ref Value	%RPD	RPDLimit	Qual
Lead	93	190									U

Client: USACE Sacramento District

Project: Travis AFB Runway 21R/03L

Batch ID: 52164

Sample ID: <b>MB-52164</b>	Samp Type: <b>MBLK</b>	Test Code: <b>SW_8015S-DRO</b>	Units: <b>µg/Kg</b>	Prep Date: <b>7/31/2020</b>	RunNo: <b>119915</b>						
Client ID: <b>PBS</b>	Batch ID: <b>52164</b>	TestNo: <b>SW8015B</b>	<b>SW3550C</b>	Analysis Date: <b>8/4/2020</b>	SeqNo: <b>2323030</b>						
Analyte	Result	LOQ	SPK value	SPK Ref Val	%REC	Low Limit	High Limit	RPD Ref Value	%RPD	RPDLimit	Qual
Diesel Range Organics C10-C28	670	1700									UY
Surr: n-Eicosane	300		499.5		59.5	60	130				Q
Surr: Squalene	600		499.5		121	60	130				

Sample ID: <b>LCS-52164-DRO</b>	Samp Type: <b>LCS</b>	Test Code: <b>SW_8015S-DRO</b>	Units: <b>µg/Kg</b>	Prep Date: <b>7/31/2020</b>	RunNo: <b>119915</b>						
Client ID: <b>LCSS</b>	Batch ID: <b>52164</b>	TestNo: <b>SW8015B</b>	<b>SW3550C</b>	Analysis Date: <b>8/4/2020</b>	SeqNo: <b>2323031</b>						
Analyte	Result	LOQ	SPK value	SPK Ref Val	%REC	Low Limit	High Limit	RPD Ref Value	%RPD	RPDLimit	Qual
Diesel Range Organics C10-C28	14000	1700	16660	0	84.2	38	132				
Surr: n-Eicosane	390		499.8		77.2	60	130				
Surr: Squalene	630		499.8		127	60	130				

Sample ID: <b>LCSD-52164-DRO</b>	Samp Type: <b>LCSD</b>	Test Code: <b>SW_8015S-DRO</b>	Units: <b>µg/Kg</b>	Prep Date: <b>7/31/2020</b>	RunNo: <b>119915</b>						
Client ID: <b>LCSS02</b>	Batch ID: <b>52164</b>	TestNo: <b>SW8015B</b>	<b>SW3550C</b>	Analysis Date: <b>8/4/2020</b>	SeqNo: <b>2323032</b>						
Analyte	Result	LOQ	SPK value	SPK Ref Val	%REC	Low Limit	High Limit	RPD Ref Value	%RPD	RPDLimit	Qual
Diesel Range Organics C10-C28	13000	1700	16660	0	76.6	38	132	14030	9.51	0	
Surr: n-Eicosane	370		499.8		74.3	60	130		0	0	
Surr: Squalene	590		499.8		118	60	130		0	0	

Sample ID: <b>LCS-ORO</b>	Samp Type: <b>LCS</b>	Test Code: <b>SW_8015S-DRO</b>	Units: <b>%Rec</b>	Prep Date: <b>7/31/2020</b>	RunNo: <b>119915</b>						
Client ID: <b>LCSS</b>	Batch ID: <b>52164</b>	TestNo: <b>SW8015B</b>	<b>SW3550C</b>	Analysis Date: <b>8/4/2020</b>	SeqNo: <b>2323033</b>						
Analyte	Result	LOQ	SPK value	SPK Ref Val	%REC	Low Limit	High Limit	RPD Ref Value	%RPD	RPDLimit	Qual
Surr: n-Eicosane	280		499.8		56.2	60	130				Q
Surr: Squalene	620		499.8		125	60	130				

Sample ID: <b>LCSD-ORO</b>	Samp Type: <b>LCSD</b>	Test Code: <b>SW_8015S-DRO</b>	Units: <b>%Rec</b>	Prep Date: <b>7/31/2020</b>	RunNo: <b>119915</b>						
Client ID: <b>LCSS02</b>	Batch ID: <b>52164</b>	TestNo: <b>SW8015B</b>	<b>SW3550C</b>	Analysis Date: <b>8/4/2020</b>	SeqNo: <b>2323034</b>						
Analyte	Result	LOQ	SPK value	SPK Ref Val	%REC	Low Limit	High Limit	RPD Ref Value	%RPD	RPDLimit	Qual
Surr: n-Eicosane	260		499.8		52.7	60	130		0	0	Q
Surr: Squalene	620		499.8		124	60	130		0	0	

**Client:** USACE Sacramento District

**Project:** Travis AFB Runway 21R/03L

**Batch ID:** R119288

Sample ID:	2006518-012ADUP	Samp Type:	DUP	Test Code:	PMOIST	Units:	wt%	Prep Date:	7/2/2020	RunNo:	119288	
Client ID:	ZZZZZZ	Batch ID:	R119288	TestNo:	D2216			Analysis Date:	7/2/2020	SeqNo:	2311776	
Analyte		Result	LOQ	SPK value	SPK Ref Val	%REC	Low Limit	High Limit	RPD Ref Value	%RPD	RPDLimit	Qual
Percent Moisture		8.4	1.0						8.357	1.08	20	

Sample ID:	2006583-005ADUP	Samp Type:	DUP	Test Code:	PMOIST	Units:	wt%	Prep Date:	7/2/2020	RunNo:	119288	
Client ID:	TAFBS-S-79LR1	Batch ID:	R119288	TestNo:	D2216			Analysis Date:	7/2/2020	SeqNo:	2311796	
Analyte		Result	LOQ	SPK value	SPK Ref Val	%REC	Low Limit	High Limit	RPD Ref Value	%RPD	RPDLimit	Qual
Percent Moisture		5.4	1.0						5.613	3.74	20	

**Client:** USACE Sacramento District

**Project:** Travis AFB Runway 21R/03L

**Batch ID:** R119289

Sample ID:	2006583-006ADUP	Samp Type:	DUP	Test Code:	PMOIST	Units:	wt%	Prep Date:	7/2/2020	RunNo:	119289	
Client ID:	TRNWX-S-900LR1	Batch ID:	R119289	TestNo:	D2216			Analysis Date:	7/2/2020	SeqNo:	2312021	
Analyte		Result	LOQ	SPK value	SPK Ref Val	%REC	Low Limit	High Limit	RPD Ref Value	%RPD	RPDLimit	Qual
Percent Moisture		5.8	1.0						5.458	5.21	20	

Sample ID:	2006604-015BDUP	Samp Type:	DUP	Test Code:	PMOIST	Units:	wt%	Prep Date:	7/2/2020	RunNo:	119289	
Client ID:	ZZZZZZ	Batch ID:	R119289	TestNo:	D2216			Analysis Date:	7/2/2020	SeqNo:	2312041	
Analyte		Result	LOQ	SPK value	SPK Ref Val	%REC	Low Limit	High Limit	RPD Ref Value	%RPD	RPDLimit	Qual
Percent Moisture		41	1.0						41.51	1.65	20	

Client: USACE Sacramento District

Project: Travis AFB Runway 21R/03L

Batch ID: R120059

Sample ID:	VOA8 LCS 072520	Samp Type:	LCS	Test Code:	SW_8015S-GRO	Units:	µg/Kg	Prep Date:	7/25/2020	RunNo:	120059	
Client ID:	LCSS	Batch ID:	R120059	TestNo:	SW8015B			Analysis Date:	7/25/2020	SeqNo:	2325405	
Analyte		Result	LOQ	SPK value	SPK Ref Val	%REC	Low Limit	High Limit	RPD Ref Value	%RPD	RPDLimit	Qual

Gasoline Range Organics C6-C10	900	40	1000	0	90.4	79	122				
Surr: Trifluorotoluene	0										
Surr: 1,2-Dichlorobenzene-d4	46		50.00		92.2	70	130				
Surr: 4-Bromofluorobenzene	0										

Sample ID:	VOA8 MBLK 072520	Samp Type:	MBLK	Test Code:	SW_8015S-GRO	Units:	µg/Kg	Prep Date:	7/25/2020	RunNo:	120059	
Client ID:	PBS	Batch ID:	R120059	TestNo:	SW8015B			Analysis Date:	7/25/2020	SeqNo:	2325407	
Analyte		Result	LOQ	SPK value	SPK Ref Val	%REC	Low Limit	High Limit	RPD Ref Value	%RPD	RPDLimit	Qual

Gasoline Range Organics C6-C10	25	40									U
Surr: Trifluorotoluene	0										
Surr: 1,2-Dichlorobenzene-d4	45		50.00		90.2	70	130				
Surr: 4-Bromofluorobenzene	0										

Sample ID:	2006583-004BMS	Samp Type:	MS	Test Code:	SW_8015S-GRO	Units:	µg/Kg-dry	Prep Date:	7/25/2020	RunNo:	120059	
Client ID:	TRNWX-S-800MS1	Batch ID:	R120059	TestNo:	SW8015B			Analysis Date:	7/25/2020	SeqNo:	2325412	
Analyte		Result	LOQ	SPK value	SPK Ref Val	%REC	Low Limit	High Limit	RPD Ref Value	%RPD	RPDLimit	Qual

Gasoline Range Organics C6-C10	54000	2200	54770	0	97.8	79	122				H
Surr: Trifluorotoluene	0		0		0	70	130				H
Surr: 1,2-Dichlorobenzene-d4	2700		2739		97.1	70	130				H
Surr: 4-Bromofluorobenzene	0		0		0	67	134				H

Sample ID:	2006583-004BMSD	Samp Type:	MSD	Test Code:	SW_8015S-GRO	Units:	µg/Kg-dry	Prep Date:	7/25/2020	RunNo:	120059	
Client ID:	TRNWX-S-800SD1	Batch ID:	R120059	TestNo:	SW8015B			Analysis Date:	7/25/2020	SeqNo:	2325413	
Analyte		Result	LOQ	SPK value	SPK Ref Val	%REC	Low Limit	High Limit	RPD Ref Value	%RPD	RPDLimit	Qual

Gasoline Range Organics C6-C10	48000	2200	54770	0	88.4	79	122	53560	10.1	25	H
Surr: Trifluorotoluene	0		0		0	70	130		0	25	H
Surr: 1,2-Dichlorobenzene-d4	2600		2739		94.5	70	130		0	25	H
Surr: 4-Bromofluorobenzene	0		0		0	67	134		0	25	H

Client: USACE Sacramento District

Project: Travis AFB Runway 21R/03L

Batch ID: R120060

Sample ID:	VOA8 LCS 072520	Samp Type:	LCS	Test Code:	SW_8015S-GRO	Units:	µg/Kg	Prep Date:	7/25/2020	RunNo:	120060	
Client ID:	LCSS	Batch ID:	R120060	TestNo:	SW8015B			Analysis Date:	7/25/2020	SeqNo:	2325453	
Analyte		Result	LOQ	SPK value	SPK Ref Val	%REC	Low Limit	High Limit	RPD Ref Value	%RPD	RPDLimit	Qual

Gasoline Range Organics C6-C10	1100	40	1000	0	109	79	122				
Surr: Trifluorotoluene	0										
Surr: 1,2-Dichlorobenzene-d4	42		50.00		84.0	70	130				
Surr: 4-Bromofluorobenzene	0										

Sample ID:	VOA8 MBLK 072520	Samp Type:	MBLK	Test Code:	SW_8015S-GRO	Units:	µg/Kg	Prep Date:	7/25/2020	RunNo:	120060	
Client ID:	PBS	Batch ID:	R120060	TestNo:	SW8015B			Analysis Date:	7/25/2020	SeqNo:	2325455	
Analyte		Result	LOQ	SPK value	SPK Ref Val	%REC	Low Limit	High Limit	RPD Ref Value	%RPD	RPDLimit	Qual

Gasoline Range Organics C6-C10	25	40									U
Surr: Trifluorotoluene	0										
Surr: 1,2-Dichlorobenzene-d4	43		50.00		86.3	70	130				
Surr: 4-Bromofluorobenzene	0										

Sample ID:	2006583-010BMS	Samp Type:	MS	Test Code:	SW_8015S-GRO	Units:	µg/Kg-dry	Prep Date:	7/26/2020	RunNo:	120060	
Client ID:	TRNWY-S-100MS1	Batch ID:	R120060	TestNo:	SW8015B			Analysis Date:	7/26/2020	SeqNo:	2325462	
Analyte		Result	LOQ	SPK value	SPK Ref Val	%REC	Low Limit	High Limit	RPD Ref Value	%RPD	RPDLimit	Qual

Gasoline Range Organics C6-C10	61000	2300	57580	0	105	79	122				H
Surr: Trifluorotoluene	0		0		0	70	130				H
Surr: 1,2-Dichlorobenzene-d4	2600		2879		90.9	70	130				H
Surr: 4-Bromofluorobenzene	0		0		0	67	134				H

Sample ID:	2006583-010BMSD	Samp Type:	MSD	Test Code:	SW_8015S-GRO	Units:	µg/Kg-dry	Prep Date:	7/26/2020	RunNo:	120060	
Client ID:	TRNWY-S-100SD1	Batch ID:	R120060	TestNo:	SW8015B			Analysis Date:	7/26/2020	SeqNo:	2325463	
Analyte		Result	LOQ	SPK value	SPK Ref Val	%REC	Low Limit	High Limit	RPD Ref Value	%RPD	RPDLimit	Qual

Gasoline Range Organics C6-C10	61000	2300	57580	0	105	79	122	60730	0.216	25	H
Surr: Trifluorotoluene	0		0		0	70	130		0	25	H
Surr: 1,2-Dichlorobenzene-d4	2600		2879		89.7	70	130		0	25	H
Surr: 4-Bromofluorobenzene	0		0		0	67	134		0	25	H

## Form I

CLIENT SAMPLE NO.

TAFBS-S-77

Lab Name: RTI Laboratories, Inc. Contract:Lab Code: GLEN01 ClientID: USA17 SAS No.: SDG No.: 2006583Matrix: Soil Lab Sample ID: 2006583-001BSample wt/vol: G Lab File ID: Vial:Level: (low/med) LOW Date Collected: 6/25/2020 6:56 AM% Moisture: 5.9474 Date Received: 6/29/2020 8:56 AMExtract Volume: (ul) Date Analyzed: 7/25/2020 3:59 PMSeq Number: 2325408 Dilution Factor: 52.80GC Column: RTX-624 30m Batch ID: R120059Column ID: 0.25mm, 1.4um(mm)CAS NO. COMPOUND CONC. UNITS:  $\mu\text{g/Kg-dry}$  Q DL LOD LOQ

GRO	Gasoline Range Organics C6-C10	1400	UH	1200	1400	2200
-----	--------------------------------	------	----	------	------	------

SW8015B



## Form I

CLIENT SAMPLE NO.

TRNWX-S-700

Lab Name: RTI Laboratories, Inc. Contract:Lab Code: GLEN01 ClientID: USA17 SAS No.: SDG No.: 2006583Matrix: Soil Lab Sample ID: 2006583-002BSample wt/vol: G Lab File ID: Vial:Level: (low/med) LOW Date Collected: 6/25/2020 7:00 AM% Moisture: 6.2907 Date Received: 6/29/2020 8:56 AMExtract Volume: (ul) Date Analyzed: 7/25/2020 4:29 PMSeq Number: 2325409 Dilution Factor: 52.70GC Column: RTX-624 30m Batch ID: R120059Column ID: 0.25mm, 1.4um(mm)CAS NO. COMPOUND CONC. UNITS:  $\mu\text{g/Kg-dry}$  Q DL LOD LOQ

GRO	Gasoline Range Organics C6-C10	1400	UH	1200	1400	2200
-----	--------------------------------	------	----	------	------	------

SW8015B

## Form I

CLIENT SAMPLE NO.

TAFBS-S-78

Lab Name: RTI Laboratories, Inc. Contract:Lab Code: GLEN01 ClientID: USA17 SAS No.: SDG No.: 2006583Matrix: Soil Lab Sample ID: 2006583-003BSample wt/vol: G Lab File ID: Vial:Level: (low/med) LOW Date Collected: 6/25/2020 7:22 AM% Moisture: 5.2529 Date Received: 6/29/2020 8:56 AMExtract Volume: (ul) Date Analyzed: 7/25/2020 4:59 PMSeq Number: 2325410 Dilution Factor: 52.20GC Column: RTX-624 30m Batch ID: R120059Column ID: 0.25mm, 1.4um(mm)CAS NO. COMPOUND CONC. UNITS:  $\mu\text{g/Kg-dry}$  Q DL LOD LOQ

GRO	Gasoline Range Organics C6-C10	1400	UH	1100	1400	2200
-----	--------------------------------	------	----	------	------	------

SW8015B

## Form I

CLIENT SAMPLE NO.

TRNWX-S-800

Lab Name: RTI Laboratories, Inc. Contract:Lab Code: GLEN01 ClientID: USA17 SAS No.: SDG No.: 2006583Matrix: Soil Lab Sample ID: 2006583-004BSample wt/vol: G Lab File ID: Vial:Level: (low/med) LOW Date Collected: 6/25/2020 7:25 AM% Moisture: 4.6958 Date Received: 6/29/2020 8:56 AMExtract Volume: (ul) Date Analyzed: 7/25/2020 5:29 PMSeq Number: 2325411 Dilution Factor: 52.20GC Column: RTX-624 30m Batch ID: R120059Column ID: 0.25mm, 1.4um(mm)CAS NO. COMPOUND CONC. UNITS:  $\mu\text{g/Kg-dry}$  Q DL LOD LOQ

GRO	Gasoline Range Organics C6-C10	1400	UH	1100	1400	2200
-----	--------------------------------	------	----	------	------	------

SW8015B

## Form I

CLIENT SAMPLE NO.

TAFBS-S-79

Lab Name: RTI Laboratories, Inc. Contract:Lab Code: GLEN01 ClientID: USA17 SAS No.: SDG No.: 2006583Matrix: Soil Lab Sample ID: 2006583-005BSample wt/vol: G Lab File ID: Vial:Level: (low/med) LOW Date Collected: 6/25/2020 7:39 AM% Moisture: 5.6133 Date Received: 6/29/2020 8:56 AMExtract Volume: (ul) Date Analyzed: 7/25/2020 10:28 PMSeq Number: 2325456 Dilution Factor: 52.40GC Column: RTX-624 30m Batch ID: R120060Column ID: 0.25mm, 1.4um(mm)CAS NO. COMPOUND CONC. UNITS:  $\mu\text{g/Kg-dry}$  Q DL LOD LOQ

GRO	Gasoline Range Organics C6-C10	1400	UH	1200	1400	2200
-----	--------------------------------	------	----	------	------	------

SW8015B

## Form I

CLIENT SAMPLE NO.

TRNWX-S-900

Lab Name: RTI Laboratories, Inc. Contract:Lab Code: GLEN01 ClientID: USA17 SAS No.: SDG No.: 2006583Matrix: Soil Lab Sample ID: 2006583-006BSample wt/vol: G Lab File ID: Vial:Level: (low/med) LOW Date Collected: 6/25/2020 7:44 AM% Moisture: 5.4584 Date Received: 6/29/2020 8:56 AMExtract Volume: (ul) Date Analyzed: 7/25/2020 10:59 PMSeq Number: 2325457 Dilution Factor: 52.30GC Column: RTX-624 30m Batch ID: R120060Column ID: 0.25mm, 1.4um(mm)CAS NO. COMPOUND CONC. UNITS:  $\mu\text{g/Kg-dry}$  Q DL LOD LOQ

GRO	Gasoline Range Organics C6-C10	1400	UH	1200	1400	2200
-----	--------------------------------	------	----	------	------	------

SW8015B

## Form I

CLIENT SAMPLE NO.

TAFBS-S-80

Lab Name: RTI Laboratories, Inc. Contract:Lab Code: GLEN01 ClientID: USA17 SAS No.: SDG No.: 2006583Matrix: Soil Lab Sample ID: 2006583-007BSample wt/vol: G Lab File ID: Vial:Level: (low/med) LOW Date Collected: 6/25/2020 8:00 AM% Moisture: 4.5091 Date Received: 6/29/2020 8:56 AMExtract Volume: (ul) Date Analyzed: 7/25/2020 11:29 PMSeq Number: 2325458 Dilution Factor: 52.00GC Column: RTX-624 30m Batch ID: R120060Column ID: 0.25mm, 1.4um(mm)CAS NO. COMPOUND CONC. UNITS:  $\mu\text{g/Kg-dry}$  Q DL LOD LOQ

GRO	Gasoline Range Organics C6-C10	1400	UH	1100	1400	2200
-----	--------------------------------	------	----	------	------	------

SW8015B

## Form I

CLIENT SAMPLE NO.

TRNWX-S-200

Lab Name: RTI Laboratories, Inc. Contract:Lab Code: GLEN01 ClientID: USA17 SAS No.: SDG No.: 2006583Matrix: Soil Lab Sample ID: 2006583-008BSample wt/vol: G Lab File ID: Vial:Level: (low/med) LOW Date Collected: 6/25/2020 8:03 AM% Moisture: 5.8781 Date Received: 6/29/2020 8:56 AMExtract Volume: (ul) Date Analyzed: 7/25/2020 11:59 PMSeq Number: 2325459 Dilution Factor: 52.60GC Column: RTX-624 30m Batch ID: R120060Column ID: 0.25mm, 1.4um(mm)CAS NO. COMPOUND CONC. UNITS:  $\mu\text{g/Kg-dry}$  Q DL LOD LOQ

GRO	Gasoline Range Organics C6-C10	1400	UH	1200	1400	2200
-----	--------------------------------	------	----	------	------	------

SW8015B

## Form I

CLIENT SAMPLE NO.

TAFBS-S-81

Lab Name: RTI Laboratories, Inc. Contract:Lab Code: GLEN01 ClientID: USA17 SAS No.: SDG No.: 2006583Matrix: Soil Lab Sample ID: 2006583-009BSample wt/vol: G Lab File ID: Vial:Level: (low/med) LOW Date Collected: 6/25/2020 8:24 AM% Moisture: 8.4226 Date Received: 6/29/2020 8:56 AMExtract Volume: (ul) Date Analyzed: 7/26/2020 12:28 AMSeq Number: 2325460 Dilution Factor: 53.80GC Column: RTX-624 30m Batch ID: R120060Column ID: 0.25mm, 1.4um(mm)CAS NO. COMPOUND CONC. UNITS:  $\mu\text{g/Kg-dry}$  Q DL LOD LOQ

GRO	Gasoline Range Organics C6-C10	1500	UH	1200	1500	2300
-----	--------------------------------	------	----	------	------	------

SW8015B



## Form I

CLIENT SAMPLE NO.

TRNWX-S-100

Lab Name: RTI Laboratories, Inc. Contract:Lab Code: GLEN01 ClientID: USA17 SAS No.: SDG No.: 2006583Matrix: Soil Lab Sample ID: 2006583-010BSample wt/vol: G Lab File ID: Vial:Level: (low/med) LOW Date Collected: 6/25/2020 8:30 AM% Moisture: 7.261 Date Received: 6/29/2020 8:56 AMExtract Volume: (ul) Date Analyzed: 7/26/2020 12:58 AMSeq Number: 2325461 Dilution Factor: 53.40GC Column: RTX-624 30m Batch ID: R120060Column ID: 0.25mm, 1.4um(mm)

CAS NO.	COMPOUND	CONC.	UNITS: µg/Kg-dry	Q	DL	LOD	LOQ
GRO	Gasoline Range Organics C6-C10	1400	UH	1200	1400	2300	

SW8015B

## Form I

CLIENT SAMPLE NO.

VOA8 MBLK 072520

Lab Name: RTI Laboratories, Inc. Contract:Lab Code: GLEN01ClientID: USA17

SAS No.:

SDG No.: 2006583Matrix: SolidLab Sample ID: VOA8 MBLK 072520Sample wt/vol: GLab File ID: Vial:Level: (low/med) LOW

Date Collected:

% Moisture:

N/A

Date Received:

Extract Volume: (ul)Date Analyzed: 7/25/2020 9:00 AMSeq Number: 2325407Dilution Factor: 1.00GC Column: RTX-624 30mBatch ID: R120059Column ID: 0.25mm, 1.4um(mm)

CAS NO.	COMPOUND	CONC.	UNITS: µg/Kg	Q	DL	LOD	LOQ
GRO	Gasoline Range Organics C6-C10	25		U	21	25	40

SW8015B

## Form I

CLIENT SAMPLE NO.

VOA8 LCS 072520

Lab Name: RTI Laboratories, Inc. Contract:Lab Code: GLEN01 ClientID: USA17 SAS No.: SDG No.: 2006583Matrix: Solid Lab Sample ID: VOA8 LCS 072520Sample wt/vol: G Lab File ID: Vial:Level: (low/med) LOW Date Collected:% Moisture: N/A Date Received:Extract Volume: (ul) Date Analyzed: 7/25/2020 8:00 AMSeq Number: 2325405 Dilution Factor: 1.00GC Column: RTX-624 30m Batch ID: R120059Column ID: 0.25mm, 1.4um(mm)CAS NO. COMPOUND CONC. UNITS:  $\mu\text{g/Kg}$  Q DL LOD LOQ

GRO	Gasoline Range Organics C6-C10	900		21	25	40
-----	--------------------------------	-----	--	----	----	----

SW8015B

## Form I

CLIENT SAMPLE NO.

TRNWX-S-800MS

Lab Name: RTI Laboratories, Inc. Contract:Lab Code: GLEN01 ClientID: USA17 SAS No.: SDG No.: 2006583Matrix: Soil Lab Sample ID: 2006583-004BSample wt/vol: G Lab File ID: Vial:Level: (low/med) LOW Date Collected: 6/25/2020 7:25 AM% Moisture: 4.6958 Date Received: 6/29/2020 8:56 AMExtract Volume: (ul) Date Analyzed: 7/25/2020 5:59 PMSeq Number: 2325412 Dilution Factor: 52.20GC Column: RTX-624 30m Batch ID: R120059Column ID: 0.25mm, 1.4um(mm)CAS NO. COMPOUND CONC. UNITS:  $\mu\text{g/Kg-dry}$  Q DL LOD LOQ

GRO	Gasoline Range Organics C6-C10	54000	H	1100	1400	2200
-----	--------------------------------	-------	---	------	------	------

SW8015B

## Form I

CLIENT SAMPLE NO.

TRNWX-S-800MSD

Lab Name: RTI Laboratories, Inc. Contract:Lab Code: GLEN01 ClientID: USA17 SAS No.: SDG No.: 2006583Matrix: Soil Lab Sample ID: 2006583-004BSample wt/vol: G Lab File ID: Vial:Level: (low/med) LOW Date Collected: 6/25/2020 7:25 AM% Moisture: 4.6958 Date Received: 6/29/2020 8:56 AMExtract Volume: (ul) Date Analyzed: 7/25/2020 6:29 PMSeq Number: 2325413 Dilution Factor: 52.20GC Column: RTX-624 30m Batch ID: R120059Column ID: 0.25mm, 1.4um(mm)CAS NO. COMPOUND CONC. UNITS:  $\mu\text{g/Kg-dry}$  Q DL LOD LOQ

GRO	Gasoline Range Organics C6-C10	48000	H	1100	1400	2200
-----	--------------------------------	-------	---	------	------	------

SW8015B

## Form I

CLIENT SAMPLE NO.

VOA8 MBLK 072520

Lab Name: RTI Laboratories, Inc. Contract:Lab Code: GLEN01ClientID: USA17

SAS No.:

SDG No.: 2006583Matrix: SolidLab Sample ID: VOA8 MBLK 072520Sample wt/vol: GLab File ID: Vial:Level: (low/med) LOW

Date Collected:

% Moisture: N/A

Date Received:

Extract Volume: (ul)Date Analyzed: 7/25/2020 9:59 PMSeq Number: 2325455Dilution Factor: 1.00GC Column: RTX-624 30mBatch ID: R120060Column ID: 0.25mm, 1.4um(mm)

CAS NO.	COMPOUND	CONC.	UNITS: µg/Kg	Q	DL	LOD	LOQ
GRO	Gasoline Range Organics C6-C10	25	U	21	25	40	

SW8015B

## Form I

CLIENT SAMPLE NO.

VOA8 LCS 072520

Lab Name: RTI Laboratories, Inc. Contract:Lab Code: GLEN01ClientID: USA17

SAS No.:

SDG No.: 2006583Matrix: SolidLab Sample ID: VOA8 LCS 072520Sample wt/vol: GLab File ID: Vial:Level: (low/med) LOW

Date Collected:

% Moisture:

N/A

Date Received:

Extract Volume: (ul)Date Analyzed: 7/25/2020 8:58 PMSeq Number: 2325453Dilution Factor: 1.00GC Column: RTX-624 30mBatch ID: R120060Column ID: 0.25mm, 1.4um(mm)

CAS NO.	COMPOUND	CONC. UNITS: µg/Kg	Q	DL	LOD	LOQ
GRO	Gasoline Range Organics C6-C10	1100		21	25	40

SW8015B

## Form I

CLIENT SAMPLE NO.

TRNWX-S-100MS

Lab Name: RTI Laboratories, Inc. Contract:Lab Code: GLEN01ClientID: USA17

SAS No.:

SDG No.: 2006583Matrix: SoilLab Sample ID: 2006583-010BSample wt/vol: GLab File ID: Vial:Level: (low/med) LOWDate Collected: 6/25/2020 8:30 AM% Moisture: 7.261Date Received: 6/29/2020 8:56 AMExtract Volume: (ul)Date Analyzed: 7/26/2020 1:28 AMSeq Number: 2325462Dilution Factor: 53.40GC Column: RTX-624 30mBatch ID: R120060Column ID: 0.25mm, 1.4um(mm)

CAS NO.	COMPOUND	CONC.	UNITS: µg/Kg-dry	Q	DL	LOD	LOQ
GRO	Gasoline Range Organics C6-C10	61000	H	1200	1400	2300	

SW8015B



## Form I

CLIENT SAMPLE NO.

TRNWX-S-100MSD

Lab Name: RTI Laboratories, Inc. Contract:Lab Code: GLEN01 ClientID: USA17 SAS No.: SDG No.: 2006583Matrix: Soil Lab Sample ID: 2006583-010BSample wt/vol: G Lab File ID: Vial:Level: (low/med) LOW Date Collected: 6/25/2020 8:30 AM% Moisture: 7.261 Date Received: 6/29/2020 8:56 AMExtract Volume: (ul) Date Analyzed: 7/26/2020 1:58 AMSeq Number: 2325463 Dilution Factor: 53.40GC Column: RTX-624 30m Batch ID: R120060Column ID: 0.25mm, 1.4um(mm)

CAS NO.	COMPOUND	CONC.	UNITS: µg/Kg-dry	Q	DL	LOD	LOQ
GRO	Gasoline Range Organics C6-C10	61000	H	1200	1400	2300	

SW8015B

FORM II B  
SYSTEM MONITORING COMPOUND RECOVERY

Lab Name: RTI Laboratories, Inc. Contract: USA17  
 Lab Code: GLEN01 Client No: USA17  
 SAS No.: SDG No.: 2006583 Level (low/med): low  
 GC Column(1): RTX-624 30m ID: 0.25mm, 1.4um(mm)  
 GC Column(2): ID: (mm)

	Client SAMPLE NO.	TOT OUT	SMC1 (4BF) #	SMC2 (DC4) #	SMC3 (TFT) #
01	VOA8 LCS 072520	0	0	92.2	0
09	VOA8 LCS 072520	0	0	92.2	0
02	VOA8 MBLK 072520	0	0	90.2	0
10	VOA8 MBLK 072520	0	0	90.2	0
03	TAFBS-S-77	0		94.1	
04	TRNWX-S-700	0		93.4	
05	TAFBS-S-78	0		86.6	
06	TRNWX-S-800	0		94.1	
07	TRNWX-S-800MS	0	0	97.1	0
08	TRNWX-S-800MSD	0	0	94.5	0
11	TAFBS-S-79	0		93.0	
12	TRNWX-S-900	0		89.5	
13	TAFBS-S-80	0		94.2	
14	TRNWX-S-200	0		89.0	
15	TAFBS-S-81	0		99.7	
16	TRNWX-S-100	0		96.9	
17	TRNWX-S-100MS	0	0	90.9	0
18	TRNWX-S-100MSD	0	0	89.7	0

	QC Limit
SMC3 (TFT) =Trifluorotoluene	70-130
SMC2 (DC4) =1,2-Dichlorobenzene-d4	70-130
SMC1 (4BF) =4-Bromofluorobenzene	67-134

# Column to be used to flag recovery values

\* Values outside of contract required QC limits

FORM III  
SYSTEM MONITORING SPIKE/DUPLICATE RECOVERY

Lab Name: RTI Laboratories, Inc. Contract: USA17

Lab Code: GLEN01 ClientID: USA17 SAS No.: SDG No.: 2006583

Sample ID: 2006583-004B Level: (low/med) LOW

COMPOUND	SPIKE ADDED Units (µg/Kg)	SAMPLE CONC. Units (µg/Kg)	MS CONC. Units (µg/Kg)	MS % REC #	QC LIMITS REC	SPIKE ADDED Units (µg/Kg)	MSD CONC. Units (µg/Kg)	MSD % REC #	% RPD #	QC LIMITS RPD REC	
Gasoline Range Organics C6-C10	55000	0	54000	97.8	79-122	55000	48000	88.4	10.1	25	79-122

# Column to be used to flag recovery and RPD values with an asterisk

\* Values outside of QC limits

RPD: 0 out of 1 outside limits

Spike Recovery: 0 out of 2 outside limits

FORM III  
SYSTEM MONITORING SPIKE/DUPLICATE RECOVERY

Lab Name: RTI Laboratories, Inc. Contract: USA17

Lab Code: GLEN01 ClientID: USA17 SAS No.: SDG No.: 2006583

Sample ID: 2006583-010B Level: (low/med) LOW

COMPOUND	SPIKE ADDED Units (µg/Kg)	SAMPLE CONC. Units (µg/Kg)	MS CONC. Units (µg/Kg)	MS % REC #	QC LIMITS REC	SPIKE ADDED Units (µg/Kg)	MSD CONC. Units (µg/Kg)	MSD % REC #	% RPD #	QC LIMITS RPD REC	
Gasoline Range Organics C6-C10	58000	0	61000	105	79-122	58000	61000	105	0.216	25	79-122

# Column to be used to flag recovery and RPD values with an asterisk

\* Values outside of QC limits

RPD: 0 out of 1 outside limits

Spike Recovery: 0 out of 2 outside limits

FORM III A  
SYSTEM MONITORING SPIKE RECOVERY

Lab Name: RTI Laboratories, Inc. Contract: USA17 SDG No: 2006583  
Lab Code: GLEN01 ClientID: USA17 SAS No:  
Sample ID: VOA8 LCS 072520 Level(low/med): LOW

COMPOUND	SPIKE ADDED(µg/Kg)	SAMPLE CONCENTRATION (µg/Kg)	SPIKE CONCENTRATION (µg/Kg)	SPIKE % REC #	QC LIMITS REC.
Gasoline Range Organics C6-C10	1000	0	900	90.4	79-122

# Column to be used to flag recovery and RPD values with an asterisk

\* Values outside of QC limits

Spike Recovery: 0 out of 1 outside limits

SW8015B

FORM III A  
SYSTEM MONITORING SPIKE RECOVERY

Lab Name: RTI Laboratories, Inc. Contract: USA17 SDG No: 2006583  
Lab Code: GLEN01 ClientID: USA17 SAS No:  
Sample ID: VOA8 LCS 072520 Level(low/med): LOW

COMPOUND	SPIKE ADDED(µg/Kg)	SAMPLE CONCENTRATION (µg/Kg)	SPIKE CONCENTRATION (µg/Kg)	SPIKE % REC #	QC LIMITS REC.
Gasoline Range Organics C6-C10	1000	0	1100	109	79-122

# Column to be used to flag recovery and RPD values with an asterisk

\* Values outside of QC limits

Spike Recovery: 0 out of 1 outside limits

SW8015B

FORM IV  
METHOD BLANK SUMMARY

Client SAMPLE NO.

VOA8 MBLK 072520

Lab Name: RTI Laboratories, Inc. Contract: USA17  
 Lab Code: GLEN01 ClientID: USA17 SAS No.: SDG No.: 2006583  
 Lab File ID:            Vial: Lab Sample ID: VOA8 MBLK 072520  
 Date/Time Analyzed: 7/25/2020 9:00 AM Instrument ID: GC-PT-FID  
 GC Column: RTX-624 30m Matrix: S  
 Column ID: 0.25mm, 1.4um(mm)

THIS METHOD BLANK APPLIES TO THE FOLLOWING: SAMPLES, LCS, LCSD, MS AND MSD

	CLIENT SAMPLE NO.	LAB SAMPLE ID	FILE ID	DATE ANALYZED
01	VOA8 LCS 072520	VOA8 LCS 072520	Vial:	7/25/2020 8:00 AM
02	TAFBS-S-77	2006583-001B	Vial:	7/25/2020 3:59 PM
03	TRNWX-S-700	2006583-002B	Vial:	7/25/2020 4:29 PM
04	TAFBS-S-78	2006583-003B	Vial:	7/25/2020 4:59 PM
05	TRNWX-S-800	2006583-004B	Vial:	7/25/2020 5:29 PM
06	TRNWX-S-800MS	2006583-004B	Vial:	7/25/2020 5:59 PM
07	TRNWX-S-800MSD	2006583-004B	Vial:	7/25/2020 6:29 PM

FORM IV  
METHOD BLANK SUMMARY

Client SAMPLE NO.

VOA8 MBLK 072520

Lab Name: RTI Laboratories, Inc. Contract: USA17  
 Lab Code: GLEN01 ClientID: USA17 SAS No.: SDG No.: 2006583  
 Lab File ID:            Vial: Lab Sample ID: VOA8 MBLK 072520  
 Date/Time Analyzed: 7/25/2020 9:59 PM Instrument ID: GC-PT-FID  
 GC Column: RTX-624 30m Matrix: S  
 Column ID: 0.25mm, 1.4um(mm)

THIS METHOD BLANK APPLIES TO THE FOLLOWING: SAMPLES, LCS, LCSD, MS AND MSD

	CLIENT SAMPLE NO.	LAB SAMPLE ID	FILE ID	DATE ANALYZED
01	VOA8 LCS 072520	VOA8 LCS 072520	Vial:	7/25/2020 8:58 PM
02	TAFBS-S-79	2006583-005B	Vial:	7/25/2020 10:28 PM
03	TRNWX-S-900	2006583-006B	Vial:	7/25/2020 10:59 PM
04	TAFBS-S-80	2006583-007B	Vial:	7/25/2020 11:29 PM
05	TRNWX-S-200	2006583-008B	Vial:	7/25/2020 11:59 PM
06	TAFBS-S-81	2006583-009B	Vial:	7/26/2020 12:28 AM
07	TRNWX-S-100	2006583-010B	Vial:	7/26/2020 12:58 AM
08	TRNWX-S-100MS	2006583-010B	Vial:	7/26/2020 1:28 AM
09	TRNWX-S-100MSD	2006583-010B	Vial:	7/26/2020 1:58 AM



## FORM VI

## Nonhalogenated Organics, GC/FID INITIAL CALIBRATION DATA

Lab Name: RTI Laboratories, Inc. Contract:Lab Code: GLEN01 Workorder: 2006583Calibration ID: 118287Instrument ID: GC-PT-FIDCalibration Begin Date/Time: 5/14/2020 6:45 PMGC Column: 0.25mm, 1.4umCalibration End Date/Time: 5/14/2020 9:44 PMColumn ID: RTX-624 30m(mm)

LAB FILE ID:														
VOA8 100 ICAL 05142007.D 051420 Vial:		VOA8 500 ICAL 05142008.D 051420 Vial:		VOA8 5000 ICAL 05142011.D 05142 Vial:		VOA8 10000 ICAL 05142012.D 0514 Vial:		VOA8 5000 ICAL 05142011.D 05142 Vial:						
VOA8 10000 ICAL 05142012.D 0514 Vial:		VOA8 40 ICAL 05142006.D 051420 Vial:												
COMPOUND	VOA8 100 ICAL 051420	VOA8 500 ICAL 051420	VOA8 1000 ICAL 05142	VOA8 2000 ICAL 05142	VOA8 5000 ICAL 05142	VOA8 10000 ICAL 0514	VOA8 40 ICAL 051420				CF	% RSD	R <sup>2</sup>	Curve Type
1,2-Dichlorobenzene-d4	549.20	487.10	472.56	459.14	474.80	467.81	749.00	0	0	0			1.00000	LINEAR_0
4-Bromofluorobenzene	0	0	0	0	0	0	0	0	0	0	0		0	AVERAGE
Gasoline Range Organics C6-C10	344.30	409.07	401.98	384.72	384.99	372.08	404.93	0	0	0	386.01	5.87		AVERAGE
Trifluorotoluene	0	0	0	0	0	0	0	0	0	0	0		0	AVERAGE

\* Compounds with required minimum RRF and maximum %RSD values.

All other compounds must meet a minimum RRF of 0.010.

## FORM VI C

## Nonhalogenated Organics, GC/FID INITIAL CALIBRATION DATA - RETENTION TIMES

Lab Name: RTI Laboratories, Inc. Contract:Lab Code: GLEN01 Workorder: 2006583Calibration ID: 118287Instrument ID: GC-PT-FIDCalibration Begin Date/Time: 5/14/2020 6:45 PMGC Column: 0.25mm, 1.4umCalibration End Date/Time: 5/14/2020 9:44 PMColumn ID: RTX-624 30m(mm)

## LAB FILE ID:

VOA8 100 ICAL 05142007.D VOA8 500 ICAL 05142008.D VOA8 5000 ICAL 05142011.D VOA8 10000 ICAL 05142012.D VOA8 5000 ICAL 05142011.D  
 051420 Vial: 051420 Vial: 05142 Vial: 0514 Vial: 05142 Vial:

VOA8 10000 ICAL 05142012.D VOA8 40 ICAL 05142006.D  
 0514 Vial: 051420 Vial:

COMPOUND	VOA8 100 ICAL 051420	VOA8 500 ICAL 051420	VOA8 1000 ICAL 05142	VOA8 2000 ICAL 05142	VOA8 5000 ICAL 05142	VOA8 10000 ICAL 0514	VOA8 40 ICAL 051420				Mean RT	Lower RT Limit	Upper RT Limit	
1,2-Dichlorobenzene-d4	15.64	15.64	15.64	15.64	15.64	15.64	15.63	0	0	0	15.64	15.64	15.64	
4-Bromofluorobenzene	0	0	0	0	0	0	0	0	0	0	0.00	0.00	0.00	
Gasoline Range Organics (C5-C12)	0	0	0	0	0	0	0	0	0	0	0.00	0.00	0.00	
Gasoline Range Organics C6-C10	8.46	8.46	8.46	8.46	8.46	8.46	8.46	0	0	0	8.46	8.46	8.46	
Gasoline Range Organics C6-C12	0	0	0	0	0	0	0	0	0	0	0.00	0.00	0.00	
Gasoline Range Organics C6-C8	0	0	0	0	0	0	0	0	0	0	0.00	0.00	0.00	
Gasoline Range Organics C8-C10	0	0	0	0	0	0	0	0	0	0	0.00	0.00	0.00	
Propane	0	0	0	0	0	0	0	0	0	0	0.00	0.00	0.00	
Trifluorotoluene	0	0	0	0	0	0	0	0	0	0	0.00	0.00	0.00	

FORM VII B  
CONTINUING CALIBRATION CHECK

Lab Name: RTI Laboratories, Inc.

Contract: USA17

Case No: USA17

Lab Code: GLEN01

SAS No.:

SDG No.: 2006583

Instrument ID: GC-PT-FID

Lab File ID:         Vial:

Sample ID: VOA8 ICV 051420

GC Column: RTX-624 30m

GC Column ID: 0.25mm, 1.4um(mm)

Cal. Begin Date: 5/14/2020 6:45 PM

Cal. End Date: 5/14/2020 9:44 PM

COMPOUND	CURVE TYPE	ICAL Avg RRF	minRRF	RRF	%D	MAX %D	THEO CONC	RCVR CONC	%Drift	MAX %D <sup>2</sup>
Gasoline Range Organics C6-C10	AVERAGE	386.01	0.10000	451.04	16.8	20	2000	2300	16.8	20
Trifluorotoluene	AVERAGE	0	0	0			0	0		
1,2-Dichlorobenzene-d4	LINEAR_0	0	0.10000	468.12		20	50.0	50.0	0.346	20
4-Bromofluorobenzene	AVERAGE	0	0	0		20	0	0		20

FORM VII B  
CONTINUING CALIBRATION CHECK

Lab Name: RTI Laboratories, Inc.

Contract: USA17

Case No: USA17

Lab Code: GLEN01

SAS No.:

SDG No.: 2006583

Instrument ID: GC-PT-FID

Lab File ID:         Vial:

Sample ID: VOA8 CCV 072520

GC Column: RTX-624 30m

GC Column ID: 0.25mm, 1.4um(mm)

Cal. Begin Date: 5/14/2020 6:45 PM

Cal. End Date: 5/14/2020 9:44 PM

COMPOUND	CURVE TYPE	ICAL Avg RRF	minRRF	RRF	%D	MAX %D	THEO CONC	RCVR CONC	%Drift	MAX %D <sup>2</sup>
Gasoline Range Organics C6-C10	AVERAGE	386.01	0.10000	373.55	-3.23	20	2000	1900	3.23	20
Trifluorotoluene	AVERAGE	0	0.10000	0		20	0	0		20
1,2-Dichlorobenzene-d4	LINEAR_0	0	0.10000	424.54		20	50.0	45.0	9.62	20
4-Bromofluorobenzene	AVERAGE	0	0	0		20	0	0		20

FORM VII B  
CONTINUING CALIBRATION CHECK

Lab Name: RTI Laboratories, Inc.

Contract: USA17

Case No: USA17

Lab Code: GLEN01

SAS No.:

SDG No.: 2006583

Instrument ID: GC-PT-FID

Lab File ID: Vial:

Sample ID: VOA8 CCVE 072520

GC Column: RTX-624 30m

GC Column ID: 0.25mm, 1.4um(mm)

Cal. Begin Date: 5/14/2020 6:45 PM

Cal. End Date: 5/14/2020 9:44 PM

COMPOUND	CURVE TYPE	ICAL Avg RRF	minRRF	RRF	%D	MAX %D	THEO CONC	RCVR CONC	%Drift	MAX %D <sup>2</sup>
Gasoline Range Organics C6-C10	AVERAGE	386.01	0.10000	378.14	-2.04	50	2000	2000	2.04	50
Trifluorotoluene	AVERAGE	0	0.10000	0		50	0	0		50
1,2-Dichlorobenzene-d4	LINEAR_0	0	0.10000	444.80		50	50.0	47.0	5.31	50
4-Bromofluorobenzene	AVERAGE	0	0	0		50	0	0		50

FORM VII B  
CONTINUING CALIBRATION CHECK

Lab Name: RTI Laboratories, Inc.

Contract: USA17

Case No: USA17

Lab Code: GLEN01

SAS No.:

SDG No.: 2006583

Instrument ID: GC-PT-FID

Lab File ID: Vial:

Sample ID: VOA8 CCV 072520

GC Column: RTX-624 30m

GC Column ID: 0.25mm, 1.4um(mm)

Cal. Begin Date: 5/14/2020 6:45 PM

Cal. End Date: 5/14/2020 9:44 PM

COMPOUND	CURVE TYPE	ICAL Avg RRF	minRRF	RRF	%D	MAX %D	THEO CONC	RCVR CONC	%Drift	MAX %D <sup>2</sup>
Gasoline Range Organics C6-C10	AVERAGE	386.01	0.10000	377.14	-2.30	20	2000	2000	2.30	20
Trifluorotoluene	AVERAGE	0	0.10000	0		20	0	0		20
1,2-Dichlorobenzene-d4	LINEAR_0	0	0.10000	399.34		20	50.0	43.0	15.0	20
4-Bromofluorobenzene	AVERAGE	0	0	0		20	0	0		20

FORM VII B  
CONTINUING CALIBRATION CHECK

Lab Name: RTI Laboratories, Inc.

Contract: USA17

Case No: USA17

Lab Code: GLEN01

SAS No.:

SDG No.: 2006583

Instrument ID: GC-PT-FID

Lab File ID: Vial:

Sample ID: VOA8 CCVE 072520

GC Column: RTX-624 30m

GC Column ID: 0.25mm, 1.4um(mm)

Cal. Begin Date: 5/14/2020 6:45 PM

Cal. End Date: 5/14/2020 9:44 PM

COMPOUND	CURVE TYPE	ICAL Avg RRF	minRRF	RRF	%D	MAX %D	THEO CONC	RCVR CONC	%Drift	MAX %D <sup>2</sup>
Gasoline Range Organics C6-C10	AVERAGE	386.01	0.10000	385.67	- 0.0884	50	2000	2000	0.0885	50
Trifluorotoluene	AVERAGE	0	0.10000	0		50	0	0		50
1,2-Dichlorobenzene-d4	LINEAR_0	0	0.10000	433.82		50	50.0	46.0	7.65	50
4-Bromofluorobenzene	AVERAGE	0	0	0		50	0	0		50

FORM VIII PEST1  
PESTICIDE ANALYTICAL SEQUENCE

Lab Name: RTI Laboratories, Inc. Contract: USA17  
 Lab Code: GLEN01 ClientID: USA17 SAS No.: SDG No.: 2006583  
 GC Column: RTX-624 30m ID: 0.25mm, 1.4um(mm)  
 Init. Calib. Date(s): 12/9/2019 12/9/2019 Instrument ID: GC-PT-FID

THE ANALYTICAL SEQUENCE OF PERFORMANCE EVALUATION MIXTURES ,BLANKS,  
SAMPLES, AND STANDARDS IS GIVEN BELOW:

SURROGATE RT FROM CONTINUING CALIBRATION					
(DC4): 15.66			(4BF): 11.56		
	CLIENT SAMPLE NO.	LAB SAMPLE ID	DATE ANALYZED	TIME ANALYZED	RT #
01	VOA8 ICV 120919	VOA8 ICV 120919	12/9/2019	20:28	15.66
01	VOA8 CCV 072520	VOA8 CCV 072520	7/25/2020	07:30	15.64
02	VOA8 LCS 072520	VOA8 LCS 072520	7/25/2020	08:00	15.64
03	VOA8 RLVS 072520	VOA8 RLVS 072520	7/25/2020	08:30	15.64
04	VOA8 MBLK 072520	VOA8 MBLK 072520	7/25/2020	09:00	15.64
05	ZZZZZ	2006302-012C	7/25/2020	09:30	15.64
06	ZZZZZ	2006302-013C	7/25/2020	10:00	15.63
07	ZZZZZ	2006302-014C	7/25/2020	10:30	15.64
08	ZZZZZ	2006302-015C	7/25/2020	11:00	15.64
09	ZZZZZ	2006302-016C	7/25/2020	11:30	15.64
10	ZZZZZ	2006330-008B	7/25/2020	12:00	15.63
11	ZZZZZ	2006330-009B	7/25/2020	12:29	15.64
12	ZZZZZ	2006330-010B	7/25/2020	12:59	15.64
13	ZZZZZ	2006330-011B	7/25/2020	13:30	15.64
14	ZZZZZ	2006330-012B	7/25/2020	14:00	15.64
15	ZZZZZ	2006330-013B	7/25/2020	14:29	15.64
16	ZZZZZ	2006330-014C	7/25/2020	14:59	15.64
17	ZZZZZ	2006330-015C	7/25/2020	15:29	15.64
18	ZZZZZ	2006583-001B	7/25/2020	15:59	15.64
19	ZZZZZ	2006583-002B	7/25/2020	16:29	15.63
20	ZZZZZ	2006583-003B	7/25/2020	16:59	15.64
21	ZZZZZ	2006583-004B	7/25/2020	17:29	15.64
22	TRNWX-S-800MS	2006583-004B	7/25/2020	17:59	15.64
23	TRNWX-S-800MSD	2006583-004B	7/25/2020	18:29	15.64



FORM VIII PEST1  
PESTICIDE ANALYTICAL SEQUENCE

Lab Name: RTI Laboratories, Inc. Contract: USA17  
 Lab Code: GLEN01 ClientID: USA17 SAS No.:                      SDG No.: 2006583  
 GC Column: RTX-624 30m ID: 0.25mm, 1.4um(mm)  
 Init. Calib. Date(s): 12/9/2019 12/9/2019 Instrument ID: GC-PT-FID

THE ANALYTICAL SEQUENCE OF PERFORMANCE EVALUATION MIXTURES ,BLANKS,  
SAMPLES, AND STANDARDS IS GIVEN BELOW:

SURROGATE RT FROM CONTINUING CALIBRATION					
(DC4): 15.66			(4BF): 11.56		
CLIENT SAMPLE NO.	LAB SAMPLE ID	DATE ANALYZED	TIME ANALYZED	RT #	RT #
01 VOA8 CCVE 072520	VOA8 CCVE 072520	7/25/2020	18:59	15.64	0.00

QC LIMITS

(DC4) = 1,2-Dichlorobenzene-d4                      (± 0.00 MINUTES)  
 (4BF) = 4-Bromofluorobenzene                      (± 0.00 MINUTES)

# Column used to flag values outside QC limits with an asterisk.      \* Values outside of QC limits.

FORM VIII PEST1  
PESTICIDE ANALYTICAL SEQUENCE

Lab Name: RTI Laboratories, Inc. Contract: USA17  
 Lab Code: GLEN01 ClientID: USA17 SAS No.: SDG No.: 2006583  
 GC Column: RTX-624 30m ID: 0.25mm, 1.4um(mm)  
 Init. Calib. Date(s): 12/9/2019 12/9/2019 Instrument ID: GC-PT-FID

THE ANALYTICAL SEQUENCE OF PERFORMANCE EVALUATION MIXTURES ,BLANKS,  
SAMPLES, AND STANDARDS IS GIVEN BELOW:

SURROGATE RT FROM CONTINUING CALIBRATION					
(DC4): 15.66			(4BF): 11.56		
CLIENT SAMPLE NO.	LAB SAMPLE ID	DATE ANALYZED	TIME ANALYZED	RT #	RT #
01 VOA8 ICV 120919	VOA8 ICV 120919	12/9/2019	20:28	15.66	0.00
01 VOA8 CCV 072520	VOA8 CCV 072520	7/25/2020	20:28	15.63	0.00
02 VOA8 LCS 072520	VOA8 LCS 072520	7/25/2020	20:58	15.64	0.00
03 VOA8 RLVS 072520	VOA8 RLVS 072520	7/25/2020	21:28	15.63	0.00
04 VOA8 MBLK 072520	VOA8 MBLK 072520	7/25/2020	21:59	15.64	0.00
05 ZZZZZ	2006583-005B	7/25/2020	22:28	15.64	0.00
06 ZZZZZ	2006583-006B	7/25/2020	22:59	15.64	0.00
07 ZZZZZ	2006583-007B	7/25/2020	23:29	15.64	0.00
08 ZZZZZ	2006583-008B	7/25/2020	23:59	15.64	0.00
09 ZZZZZ	2006583-009B	7/26/2020	00:28	15.64	0.00
10 ZZZZZ	2006583-010B	7/26/2020	00:58	15.63	0.00
11 TRNWX-S-100MS	2006583-010B	7/26/2020	01:28	15.64	0.00
12 TRNWX-S-100MSD	2006583-010B	7/26/2020	01:58	15.64	0.00
01 VOA8 CCVE 072520	VOA8 CCVE 072520	7/26/2020	02:28	15.64	0.00

QC LIMITS

(DC4) = 1,2-Dichlorobenzene-d4 (± 0.00 MINUTES)  
 (4BF) = 4-Bromofluorobenzene (± 0.00 MINUTES)

# Column used to flag values outside QC limits with an asterisk. \* Values outside of QC limits.

FORM VIII PEST1  
PESTICIDE ANALYTICAL SEQUENCE

Lab Name: RTI Laboratories, Inc. Contract: USA17  
 Lab Code: GLEN01 ClientID: USA17 SAS No.: SDG No.: 2006583  
 GC Column: RTX-624 30m ID: 0.25mm, 1.4um(mm)  
 Init. Calib. Date(s): 5/14/2020 5/14/2020 Instrument ID: GC-PT-FID

THE ANALYTICAL SEQUENCE OF PERFORMANCE EVALUATION MIXTURES ,BLANKS,  
SAMPLES, AND STANDARDS IS GIVEN BELOW:

SURROGATE RT FROM CONTINUING CALIBRATION					
(DC4): 15.66			(4BF): 11.56		
CLIENT SAMPLE NO.	LAB SAMPLE ID	DATE ANALYZED	TIME ANALYZED	RT #	RT #
01 VOA8 ICV 051420	VOA8 ICV 051420	5/14/2020	22:43	15.64	0.00
01 VOA8 CCV 072520	VOA8 CCV 072520	7/25/2020	07:30	15.64	0.00
02 VOA8 LCS 072520	VOA8 LCS 072520	7/25/2020	08:00	15.64	0.00
03 VOA8 RLVS 072520	VOA8 RLVS 072520	7/25/2020	08:30	15.64	0.00
04 VOA8 MBLK 072520	VOA8 MBLK 072520	7/25/2020	09:00	15.64	0.00
05 TAFBS-S-77	2006583-001B	7/25/2020	15:59	15.64	0.00
06 TRNWX-S-700	2006583-002B	7/25/2020	16:29	15.63	0.00
07 TAFBS-S-78	2006583-003B	7/25/2020	16:59	15.64	0.00
08 TRNWX-S-800	2006583-004B	7/25/2020	17:29	15.64	0.00
09 TRNWX-S-800MS	2006583-004B	7/25/2020	17:59	15.64	0.00
10 TRNWX-S-800MSD	2006583-004B	7/25/2020	18:29	15.64	0.00
01 VOA8 CCVE 072520	VOA8 CCVE 072520	7/25/2020	18:59	15.64	0.00

QC LIMITS

(DC4) = 1,2-Dichlorobenzene-d4 (± 0.00 MINUTES)  
 (4BF) = 4-Bromofluorobenzene (± 0.00 MINUTES)

# Column used to flag values outside QC limits with an asterisk. \* Values outside of QC limits.

FORM VIII PEST1  
PESTICIDE ANALYTICAL SEQUENCE

Lab Name: RTI Laboratories, Inc. Contract: USA17  
 Lab Code: GLEN01 ClientID: USA17 SAS No.: SDG No.: 2006583  
 GC Column: RTX-624 30m ID: 0.25mm, 1.4um(mm)  
 Init. Calib. Date(s): 5/14/2020 5/14/2020 Instrument ID: GC-PT-FID

THE ANALYTICAL SEQUENCE OF PERFORMANCE EVALUATION MIXTURES ,BLANKS,  
SAMPLES, AND STANDARDS IS GIVEN BELOW:

SURROGATE RT FROM CONTINUING CALIBRATION					
(DC4): 15.66			(4BF): 11.56		
CLIENT SAMPLE NO.	LAB SAMPLE ID	DATE ANALYZED	TIME ANALYZED	RT #	RT #
01 VOA8 ICV 051420	VOA8 ICV 051420	5/14/2020	22:43	15.64	0.00
01 VOA8 CCV 072520	VOA8 CCV 072520	7/25/2020	20:28	15.63	0.00
02 VOA8 LCS 072520	VOA8 LCS 072520	7/25/2020	20:58	15.64	0.00
03 VOA8 RLVS 072520	VOA8 RLVS 072520	7/25/2020	21:28	15.63	0.00
04 VOA8 MBLK 072520	VOA8 MBLK 072520	7/25/2020	21:59	15.64	0.00
05 TAFBS-S-79	2006583-005B	7/25/2020	22:28	15.64	0.00
06 TRNWX-S-900	2006583-006B	7/25/2020	22:59	15.64	0.00
07 TAFBS-S-80	2006583-007B	7/25/2020	23:29	15.64	0.00
08 TRNWX-S-200	2006583-008B	7/25/2020	23:59	15.64	0.00
09 TAFBS-S-81	2006583-009B	7/26/2020	00:28	15.64	0.00
10 TRNWX-S-100	2006583-010B	7/26/2020	00:58	15.63	0.00
11 TRNWX-S-100MS	2006583-010B	7/26/2020	01:28	15.64	0.00
12 TRNWX-S-100MSD	2006583-010B	7/26/2020	01:58	15.64	0.00
01 VOA8 CCVE 072520	VOA8 CCVE 072520	7/26/2020	02:28	15.64	0.00

QC LIMITS

(DC4) = 1,2-Dichlorobenzene-d4 (± 0.00 MINUTES)  
 (4BF) = 4-Bromofluorobenzene (± 0.00 MINUTES)

# Column used to flag values outside QC limits with an asterisk. \* Values outside of QC limits.

## Injection Log

Directory: C:\HPCHEM\1\DATA\072420

Line	Vial	FileName	Multiplier	SampleName	Misc Info	Injected
1	3	07242001.d	1.	cleaning		24 Jul 2020 16:32
2	3	07242002.d	1.	GRO Window 072420		24 Jul 2020 17:02
3	4	07242004.d	1.	cleaning		24 Jul 2020 17:32
4	3	07242005.d	1.	VOA8 CCB 072420	CCB SW_8015S-GRO	24 Jul 2020 18:02
5	31	07242006.d	1.	VOA8 CCV 072220	CCV SW_8015S-GRO	24 Jul 2020 18:32
6	30	07242007.d	1.	VOA8 LCS 072420	LCS SW_8015S-GRO	24 Jul 2020 19:02
7	32	07242008.d	1.	VOA8 RLVS 072420	RLVS SW_8015S-GRO	24 Jul 2020 19:32
8	33	07242009.d	1.	VOA8 MBLK 072420	MBLK SW_8015S-GRO	24 Jul 2020 20:02
9	34	07242010.d	1.	2006284-013B	SAMP SW_8015S-GRO	24 Jul 2020 20:31
10	40	07242011.d	1.	2006284-014B	SAMP SW_8015S-GRO	24 Jul 2020 21:01
11	35	07242012.d	1.	2006300-005C	SAMP SW_8015S-GRO	24 Jul 2020 21:31
12	40	07242013.d	1.	2006300-007C	SAMP SW_8015S-GRO	24 Jul 2020 22:01
13	41	07242014.d	1.	2006300-008C	SAMP SW_8015S-GRO	24 Jul 2020 22:31
14	42	07242015.d	1.	2006300-009C	SAMP SW_8015S-GRO	24 Jul 2020 23:01
15	43	07242016.d	1.	2006300-010C	SAMP SW_8015S-GRO	24 Jul 2020 23:31
16	44	07242017.d	1.	2006300-011C	SAMP SW_8015S-GRO	25 Jul 2020 00:01
17	45	07242018.d	1.	2006300-012C	SAMP SW_8015S-GRO	25 Jul 2020 00:31
18	46	07242019.d	1.	2006300-013C	SAMP SW_8015S-GRO	25 Jul 2020 01:01
19	47	07242020.d	1.	2006300-014C	SAMP SW_8015S-GRO	25 Jul 2020 01:31
20	48	07242021.d	1.	2006300-015C	SAMP SW_8015S-GRO	25 Jul 2020 02:01
21	49	07242022.d	1.	2006300-016C	SAMP SW_8015S-GRO	25 Jul 2020 02:31
22	50	07242023.d	1.	2006300-017C	SAMP SW_8015S-GRO	25 Jul 2020 03:01
23	51	07242024.d	1.	2006302-009C	SAMP SW_8015S-GRO	25 Jul 2020 03:31
24	52	07242025.d	1.	2006302-010C	SAMP SW_8015S-GRO	25 Jul 2020 04:00
25	53	07242026.d	1.	2006302-011C	SAMP SW_8015S-GRO	25 Jul 2020 04:30
26	52	07242027.d	1.	2006302-011CMS	MS SW_8015S-GRO	25 Jul 2020 05:00
27	53	07242028.d	1.	2006302-011CMSD	MSD SW_8015S-GRO	25 Jul 2020 05:31
28	30	07242029.d	1.	VOA8 CCVE 072420	CCVE SW_8015S-GRO	25 Jul 2020 06:01
29	40	07242030.d	1.	RINSE	DO NOT USE	25 Jul 2020 06:30
30	3	07242031.d	1.	VOA8 CCB 072520	CCB SW_8015S-GRO	25 Jul 2020 07:00
31	30	07242032.d	1.	VOA8 CCV 072520	CCV SW_8015S-GRO	25 Jul 2020 07:30
32	30	07242033.d	1.	VOA8 LCS 072520	LCS SW_8015S-GRO	25 Jul 2020 08:00
33	32	07242034.d	1.	VOA8 RLVS 072520	RLVS SW_8015S-GRO	25 Jul 2020 08:30
34	33	07242035.d	1.	VOA8 MBLK 072520	MBLK SW_8015S-GRO	25 Jul 2020 09:00
35	34	07242036.d	1.	2006302-012C	SAMP SW_8015S-GRO	25 Jul 2020 09:30
36	35	07242037.d	1.	2006302-013C	SAMP SW_8015S-GRO	25 Jul 2020 10:00
37	36	07242038.d	1.	2006302-014C	SAMP SW_8015S-GRO	25 Jul 2020 10:30
38	37	07242039.d	1.	2006302-015C	SAMP SW_8015S-GRO	25 Jul 2020 11:00
39	38	07242040.d	1.	2006302-016C	SAMP SW_8015S-GRO	25 Jul 2020 11:30
40	39	07242041.d	1.	2006330-008B	SAMP SW_8015S-GRO	25 Jul 2020 12:00
41	40	07242042.d	1.	2006330-009B	SAMP SW_8015S-GRO	25 Jul 2020 12:29
42	41	07242043.d	1.	2006330-010B	SAMP SW_8015S-GRO	25 Jul 2020 12:59
43	42	07242044.d	1.	2006330-011B	SAMP SW_8015S-GRO	25 Jul 2020 13:30
44	43	07242045.d	1.	2006330-012B	SAMP SW_8015S-GRO	25 Jul 2020 14:00
45	44	07242046.d	1.	2006330-013B	SAMP SW_8015S-GRO	25 Jul 2020 14:29
46	45	07242047.d	1.	2006330-014C	SAMP SW_8015S-GRO	25 Jul 2020 14:59
47	46	07242048.d	1.	2006330-015C	SAMP SW_8015S-GRO	25 Jul 2020 15:29
48	47	07242049.d	1.	2006583-001B	SAMP SW_8015S-GRO	25 Jul 2020 15:59
49	48	07242050.d	1.	2006583-002B	SAMP SW_8015S-GRO	25 Jul 2020 16:29
50	49	07242051.d	1.	2006583-003B	SAMP SW_8015S-GRO	25 Jul 2020 16:59
51	50	07242052.d	1.	2006583-004B	SAMP SW_8015S-GRO	25 Jul 2020 17:29
52	52	07242053.d	1.	2006583-004BMS	MS SW_8015S-GRO	25 Jul 2020 17:59
53	53	07242054.d	1.	2006583-004BMSD	MSD SW_8015S-GRO	25 Jul 2020 18:29
54	30	07242055.d	1.	VOA8 CCVE 072520	CCVE SW_8015S-GRO	25 Jul 2020 18:59
55	41	07242056.d	1.	RINSE	DO NOT USE	25 Jul 2020 19:29

## Injection Log

Directory: C:\HPCHEM\1\DATA\072420

Line	Vial	FileName	Multiplier	SampleName	Misc Info	Injected
56	3	07242057.d	1.	VOA8 CCB 072520	CCB SW_8015S-GRO	25 Jul 2020 19:59
57	30	07242058.d	1.	VOA8 CCV 072520	CCV SW_8015S-GRO	25 Jul 2020 20:28
58	30	07242059.d	1.	VOA8 LCS 072520	LCS SW_8015S-GRO	25 Jul 2020 20:58
59	32	07242060.d	1.	VOA8 RLVS 072520	RLVS SW_8015S-GRO	25 Jul 2020 21:28
60	33	07242061.d	1.	VOA8 MBLK 072520	MBLK SW_8015S-GRO	25 Jul 2020 21:59
61	50	07242062.d	1.	2006583-005B	SAMP SW_8015S-GRO	25 Jul 2020 22:28
62	51	07242063.d	1.	2006583-006B	SAMP SW_8015S-GRO	25 Jul 2020 22:59
63	52	07242064.d	1.	2006583-007B	SAMP SW_8015S-GRO	25 Jul 2020 23:29
64	53	07242065.d	1.	2006583-008B	SAMP SW_8015S-GRO	25 Jul 2020 23:59
65	54	07242066.d	1.	2006583-009B	SAMP SW_8015S-GRO	26 Jul 2020 00:28
66	55	07242067.d	1.	2006583-010B	SAMP SW_8015S-GRO	26 Jul 2020 00:58
67	52	07242068.d	1.	2006583-010BMS	MS SW_8015S-GRO	26 Jul 2020 01:28
68	53	07242069.d	1.	2006583-010BMSD	MSD SW_8015S-GRO	26 Jul 2020 01:58
69	30	07242070.d	1.	VOA8 CCVE 072520	CCVE SW_8015S-GRO	26 Jul 2020 02:28
70	42	07242071.d	1.	RINSE	DO NOT USE	26 Jul 2020 02:58
71	43	07242072.d	1.	RINSE	DO NOT USE	26 Jul 2020 03:28
72	44	07242073.d	1.	RINSE	DO NOT USE	26 Jul 2020 03:58
73	45	07242074.d	1.	RINSE	DO NOT USE	26 Jul 2020 04:28

# In House MeOH Soils

Date	Analyst	Sampe ID	Sample Wgt (g)	MeOH Added (mL)	% Moisture	Correction Factor	Dilution Factor	Final Dilution Factor
07/24/2020	SKM	2006302-012	10.07	10	35.3063	0.353063	49.7	67.3
07/24/2020	SKM	2006302-013	10.04	10	55.2727	0.552727	49.8	77.4
07/24/2020	SKM	2006302-014	10.04	10	45.582	0.45582	49.8	72.6
07/24/2020	SKM	2006302-015	10.03	10	56.6547	0.566547	49.9	78.2
07/24/2020	SKM	2006302-016	10.08	10	42.2058	0.422058	49.6	70.7
07/24/2020	SKM	2006330-008	10.05	10		0	49.8	49.8 no pmoist
07/24/2020	SKM	2006330-009	10	10		0	50.0	50.0 no pmoist
07/24/2020	SKM	2006330-010	10	10		0	50.0	50.0 no pmoist
07/24/2020	SKM	2006330-011	9.99	10		0	50.1	50.1 no pmoist
07/24/2020	SKM	2006330-012	10	10		0	50.0	50.0 no pmoist
07/24/2020	SKM	2006330-013	10.01	10		0	50.0	50.0 no pmoist
07/24/2020	SKM	2006330-014	10.08	10	71.6553	0.716553	49.6	85.4
07/24/2020	SKM	2006330-015	10.08	10	46.0587	0.460587	49.6	72.6
07/24/2020	SKM	2006583-001	10.03	10	5.9474	0.059474	49.9	52.8
07/24/2020	SKM	2006583-002	10.09	10	6.2907	0.062907	49.6	52.7
07/24/2020	SKM	2006583-003	10.08	10	5.2529	0.052529	49.6	52.2
07/24/2020	SKM	2006583-004	10.03	10	4.6958	0.046958	49.9	52.2

Data File : C:\HPCHEM\1\DATA\072420\07242031.D Vial: 3  
Acq On : 25 Jul 2020 7:00 am Operator: S MCQUINN  
Sample : VOA8 CCB 072520 Inst : voa8  
Misc : CCB SW\_8015S-GRO Multiplr: 1.00  
IntFile : GRO.E  
Quant Time: Aug 12 15:10 2020 Quant Results File: 051420S.RES

Quant Method : C:\HPCHEM\1...\051420S.M (Chemstation Integrator)  
Title : GC-PT c6-10 SOIL  
Last Update : Thu Jun 11 15:37:38 2020  
Response via : Initial Calibration  
DataAcq Meth : 120919S.M

Volume Inj. :  
Signal Phase :  
Signal Info :

Compound	R.T.	Response	Conc Units
-----			
System Monitoring Compounds			
2) S 1,2-DCB-d4 (Surrogate)	15.64	20324	43.267 ug/KG
Target Compounds			
1) H GRO C6-C10	8.46	804	<MDL ug/KG



Data File : C:\HPCHEM\1\DATA\072420\07242031.D  
 Acq On : 25 Jul 2020 7:00 am  
 Sample : VOA8 CCB 072520  
 Misc : CCB SW\_8015S-GRO  
 IntFile : GRO.E  
 Quant Time: Aug 12 15:10 2020 Quant Results File: 051420S.RES

Vial: 3  
 Operator: S MCQUINN  
 Inst : voa8  
 Multiplr: 1.00

Quant Method : C:\HPCHEM\1...\051420S.M (Chemstation Integrator)  
 Title : GC-PT c6-10 SOIL  
 Last Update : Thu Jun 11 15:37:38 2020  
 Response via : Multiple Level Calibration  
 DataAcq Meth : 120919S.M

Volume Inj. :  
 Signal Phase :  
 Signal Info :



Data File : C:\HPCHEM\1\DATA\072420\07242032.D Vial: 30  
Acq On : 25 Jul 2020 7:30 am Operator: S MCQUINN  
Sample : VOA8 CCV 072520 Inst : voa8  
Misc : CCV SW\_8015S-GRO Multiplr: 1.00  
IntFile : GRO.E

Method : C:\HPCHEM\1\METHODS\2019\051420S.M (Chemstation Integrator)  
Title : GC-PT c6-10 SOIL  
Last Update : Thu Jun 11 15:37:38 2020  
Response via : Multiple Level Calibration

Min. RRF : 0.000 Min. Rel. Area : 50% Max. R.T. Dev 0.50min  
Max. RRF Dev : 15% Max. Rel. Area : 150%

	Compound	Amount	Calc.	%Dev	Area%	Dev(min)
1 H	GRO C6-C10	2000.000	1935.458	3.2	97	0.00
2 S	1,2-DCB-d4 (Surrogate)	50.000	45.190	9.6	92	0.00

Data File : C:\HPCHEM\1\DATA\072420\07242032.D Vial: 30  
Acq On : 25 Jul 2020 7:30 am Operator: S MCQUINN  
Sample : VOA8 CCV 072520 Inst : voa8  
Misc : CCV SW\_8015S-GRO Multiplr: 1.00  
IntFile : GRO.E

Method : C:\HPCHEM\1\METHODS\2019\051420S.M (Chemstation Integrator)  
Title : GC-PT c6-10 SOIL  
Last Update : Thu Jun 11 15:37:38 2020  
Response via : Multiple Level Calibration

Min. RRF : 0.000 Min. Rel. Area : 50% Max. R.T. Dev 0.50min  
Max. RRF Dev : 15% Max. Rel. Area : 150%

Compound	Amount	Calc.	%Dev	Area%	Dev(min)
----------	--------	-------	------	-------	----------

---

Data File : C:\HPCHEM\1\DATA\072420\07242032.D Vial: 30  
Acq On : 25 Jul 2020 7:30 am Operator: S MCQUINN  
Sample : VOA8 CCV 072520 Inst : voa8  
Misc : CCV SW\_8015S-GRO Multiplr: 1.00  
IntFile : GRO.E  
Quant Time: Aug 12 15:11 2020 Quant Results File: 051420S.RES

Quant Method : C:\HPCHEM\1...\051420S.M (Chemstation Integrator)  
Title : GC-PT c6-10 SOIL  
Last Update : Thu Jun 11 15:37:38 2020  
Response via : Initial Calibration  
DataAcq Meth : 120919S.M

Volume Inj. :  
Signal Phase :  
Signal Info :

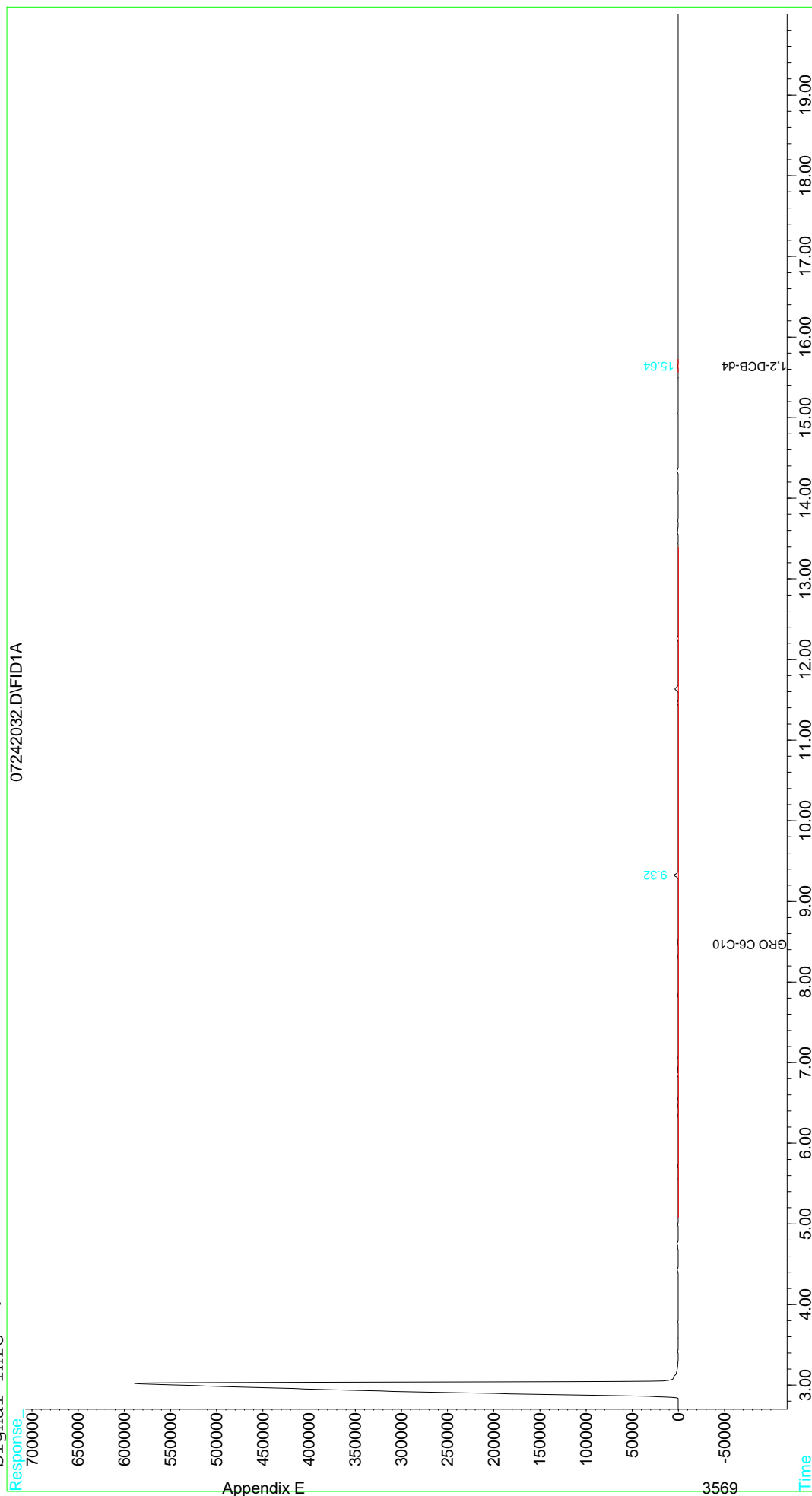
Compound	R.T.	Response	Conc Units
-----			
System Monitoring Compounds			
2) S 1,2-DCB-d4 (Surrogate)	15.64	21227	45.190 ug/KG
Target Compounds			
1) H GRO C6-C10	8.46	747105	1935.458 ug/KG

Data File : C:\HPCHEM\1\DATA\072420\07242032.D  
Acq On : 25 Jul 2020 7:30 am  
Sample : VOA8 CCV 072520  
Misc : CCV SW\_8015S-GRO  
IntFile : GRO.E  
Quant Time: Aug 12 15:11 2020 Quant Results File: 051420S.RES

Vial: 30  
Operator: S MCQUINN  
Inst : voa8  
Multiplr: 1.00

Quant Method : C:\HPCHEM\1...\051420S.M (Chemstation Integrator)  
Title : GC-PT c6-10 SOIL  
Last Update : Thu Jun 11 15:37:38 2020  
Response via : Multiple Level Calibration  
DataAcq Meth : 120919S.M

Volume Inj. :  
Signal Phase :  
Signal Info :



Data File : C:\HPCHEM\1\DATA\072420\07242033.D Vial: 30  
Acq On : 25 Jul 2020 8:00 am Operator: S MCQUINN  
Sample : VOA8 LCS 072520 Inst : voa8  
Misc : LCS SW\_8015S-GRO Multiplr: 1.00  
IntFile : GRO.E  
Quant Time: Aug 12 15:11 2020 Quant Results File: 051420S.RES

Quant Method : C:\HPCHEM\1...\051420S.M (Chemstation Integrator)  
Title : GC-PT c6-10 SOIL  
Last Update : Thu Jun 11 15:37:38 2020  
Response via : Initial Calibration  
DataAcq Meth : 120919S.M

Volume Inj. :  
Signal Phase :  
Signal Info :

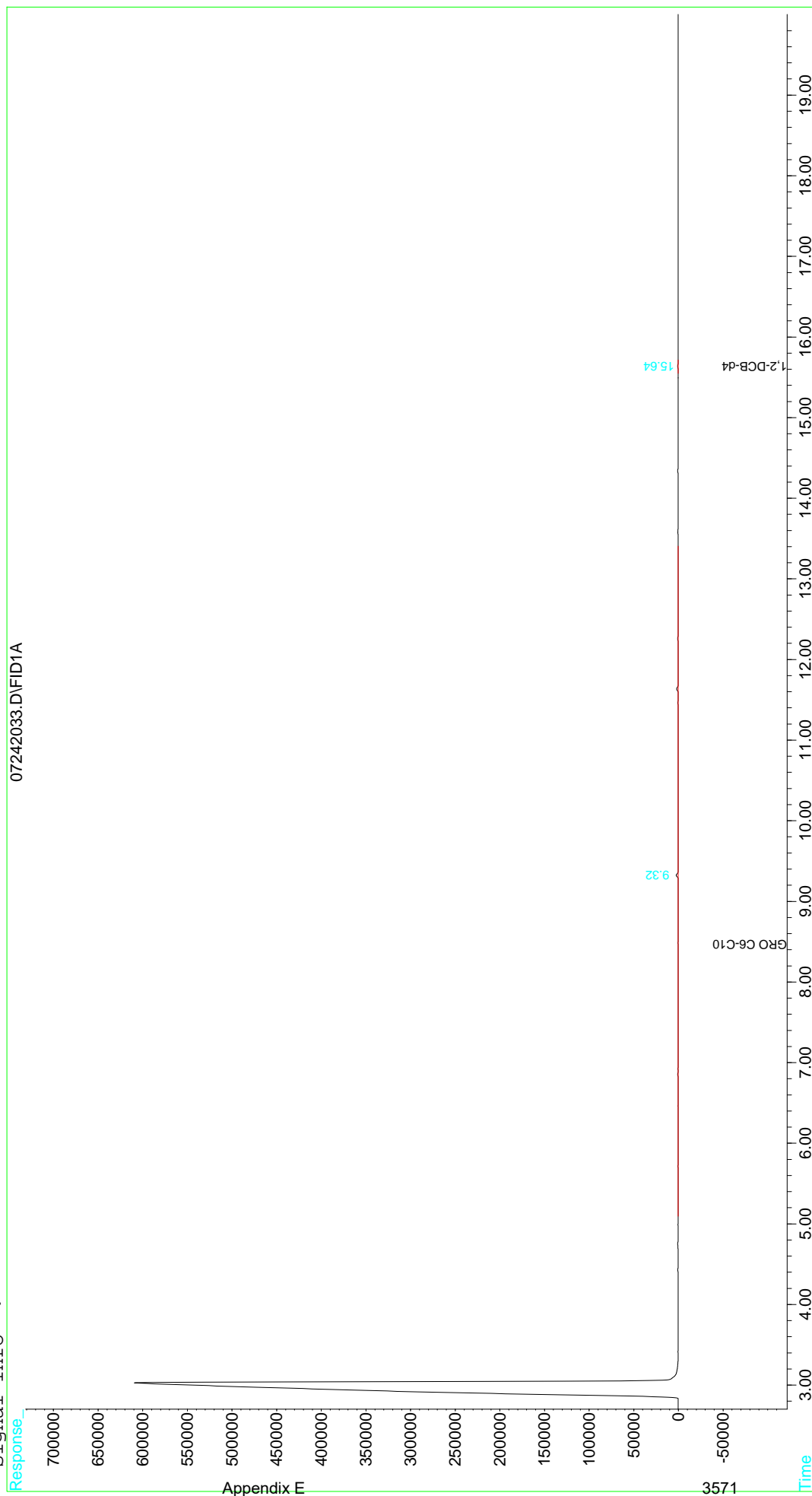
Compound	R.T.	Response	Conc Units
-----			
System Monitoring Compounds			
2) S 1,2-DCB-d4 (Surrogate)	15.64	21644	46.077 ug/KG
Target Compounds			
1) H GRO C6-C10	8.46	348968	904.041 ug/KG

Data File : C:\HPCHEM\1\DATA\072420\07242033.D  
Acq On : 25 Jul 2020 8:00 am  
Sample : VOA8 LCS 072520  
Misc : LCS SW\_8015S-GRO  
IntFile : GRO.F  
Quant Time: Aug 12 15:11 2020 Quant Results File: 051420S.RES

Vial: 30  
Operator: S MCQUINN  
Inst : voa8  
Multiplr: 1.00

Quant Method : C:\HPCHEM\1...\051420S.M (Chemstation Integrator)  
Title : GC-PT c6-10 SOIL  
Last Update : Thu Jun 11 15:37:38 2020  
Response via : Multiple Level Calibration  
DataAcq Meth : 120919S.M

Volume Inj. :  
Signal Phase :  
Signal Info :



Data File : C:\HPCHEM\1\DATA\072420\07242034.D Vial: 32  
Acq On : 25 Jul 2020 8:30 am Operator: S MCQUINN  
Sample : VOA8 RLVS 072520 Inst : voa8  
Misc : RLVS SW\_8015S-GRO Multiplr: 1.00  
IntFile : GRO.E  
Quant Time: Aug 12 15:12 2020 Quant Results File: 051420S.RES

Quant Method : C:\HPCHEM\1...\051420S.M (Chemstation Integrator)  
Title : GC-PT c6-10 SOIL  
Last Update : Thu Jun 11 15:37:38 2020  
Response via : Initial Calibration  
DataAcq Meth : 120919S.M

Volume Inj. :  
Signal Phase :  
Signal Info :

Compound	R.T.	Response	Conc Units
-----			
System Monitoring Compounds			
2) S 1,2-DCB-d4 (Surrogate)	15.64	21359	45.470 ug/KG
Target Compounds			
1) H GRO C6-C10	8.46	44424	115.086 ug/KG

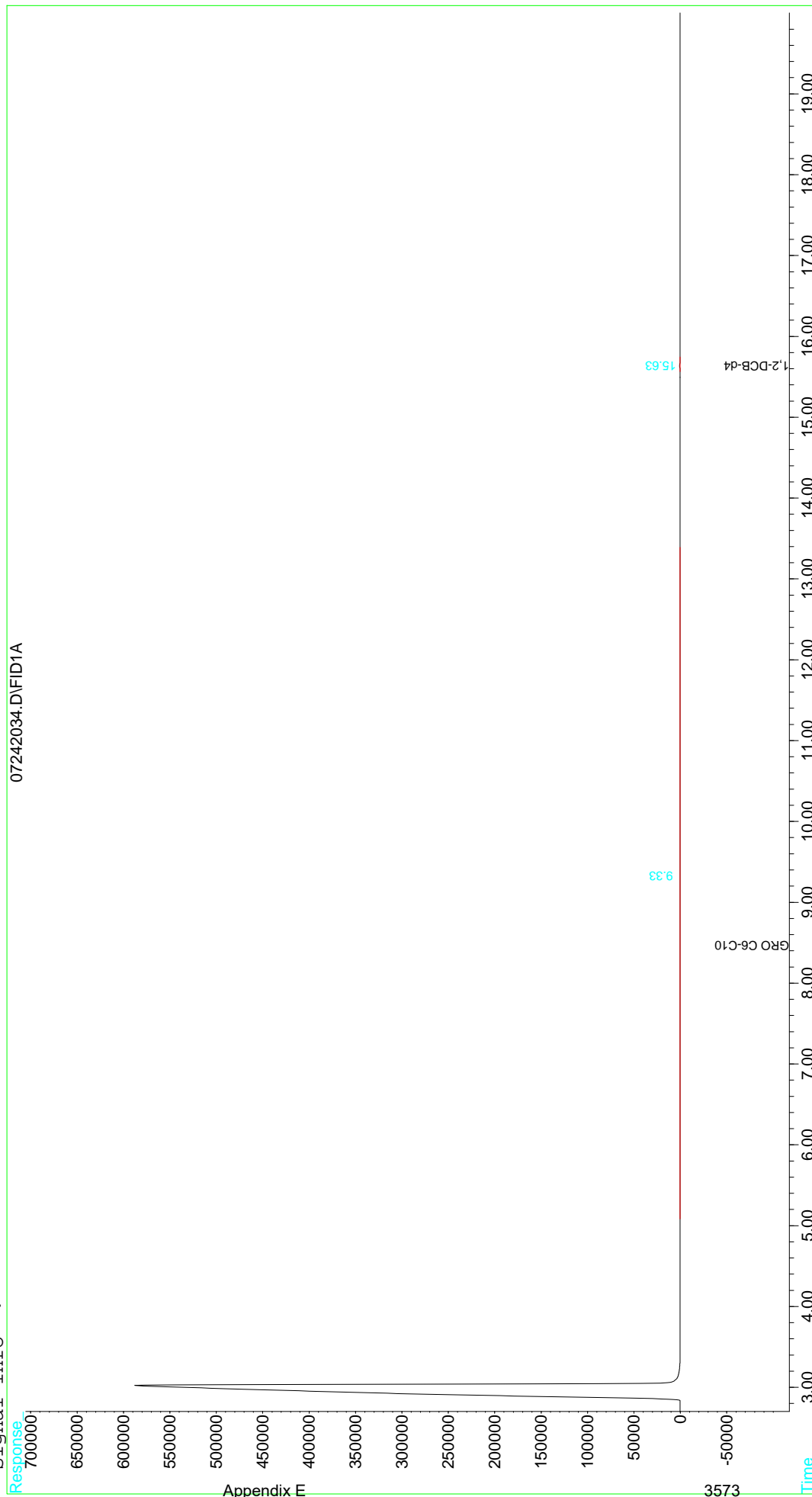


Data File : C:\HPCHEM\1\DATA\072420\07242034.D  
Acq On : 25 Jul 2020 8:30 am  
Sample : VOA8 RLVS 072520  
Misc : RLVS SW\_8015S-GRO  
IntFile : GRO.E  
Quant Time: Aug 12 15:12 2020 Quant Results File: 051420S.RES

Vial: 32  
Operator: S MCQUINN  
Inst : voa8  
Multiplr: 1.00

Quant Method : C:\HPCHEM\1...\051420S.M (Chemstation Integrator)  
Title : GC-PT c6-10 SOIL  
Last Update : Thu Jun 11 15:37:38 2020  
Response via : Multiple Level Calibration  
DataAcq Meth : 120919S.M

Volume Inj. :  
Signal Phase :  
Signal Info :



Data File : C:\HPCHEM\1\DATA\072420\07242035.D Vial: 33  
Acq On : 25 Jul 2020 9:00 am Operator: S MCQUINN  
Sample : VOA8 MBLK 072520 Inst : voa8  
Misc : MBLK SW\_8015S-GRO Multiplr: 1.00  
IntFile : GRO.E  
Quant Time: Aug 12 15:12 2020 Quant Results File: 051420S.RES

Quant Method : C:\HPCHEM\1...\051420S.M (Chemstation Integrator)  
Title : GC-PT c6-10 SOIL  
Last Update : Thu Jun 11 15:37:38 2020  
Response via : Initial Calibration  
DataAcq Meth : 120919S.M

Volume Inj. :  
Signal Phase :  
Signal Info :


Compound	R.T.	Response	Conc Units
-----			
System Monitoring Compounds			
2) S 1,2-DCB-d4 (Surrogate)	15.64	21183	45.095 ug/KG
Target Compounds			
1) H GRO C6-C10	8.46	648	<MDL ug/KG

Data File : C:\HPCHEM\1\DATA\072420\07242035.D  
Acq On : 25 Jul 2020 9:00 am  
Sample : VOA8 MBLK 072520  
Misc : MBLK SW\_8015S-GRO  
IntFile : GRO.E  
Quant Time: Aug 12 15:12 2020 Quant Results File: 051420S.RES

Vial: 33  
Operator: S MCQUINN  
Inst : voa8  
Multiplr: 1.00

Quant Method : C:\HPCHEM\1...\051420S.M (Chemstation Integrator)  
Title : GC-PT c6-10 SOIL  
Last Update : Thu Jun 11 15:37:38 2020  
Response via : Multiple Level Calibration  
DataAcq Meth : 120919S.M

Volume Inj. :  
Signal Phase :  
Signal Info :



Data File : C:\HPCHEM\1\DATA\072420\07242049.D Vial: 47  
Acq On : 25 Jul 2020 3:59 pm Operator: S MCQUINN  
Sample : 2006583-001B Inst : voa8  
Misc : SAMP SW\_8015S-GRO Multiplr: 1.00  
IntFile : GRO.E  
Quant Time: Aug 12 15:12 2020 Quant Results File: 051420S.RES

Quant Method : C:\HPCHEM\1...\051420S.M (Chemstation Integrator)  
Title : GC-PT c6-10 SOIL  
Last Update : Thu Jun 11 15:37:38 2020  
Response via : Initial Calibration  
DataAcq Meth : 120919S.M

Volume Inj. :  
Signal Phase :  
Signal Info :

Compound	R.T.	Response	Conc Units
-----			
System Monitoring Compounds			
2) S 1,2-DCB-d4 (Surrogate)	15.64	22094	47.034 ug/KG
Target Compounds			
1) H GRO C6-C10	8.46	1060	2.745 ug/KG

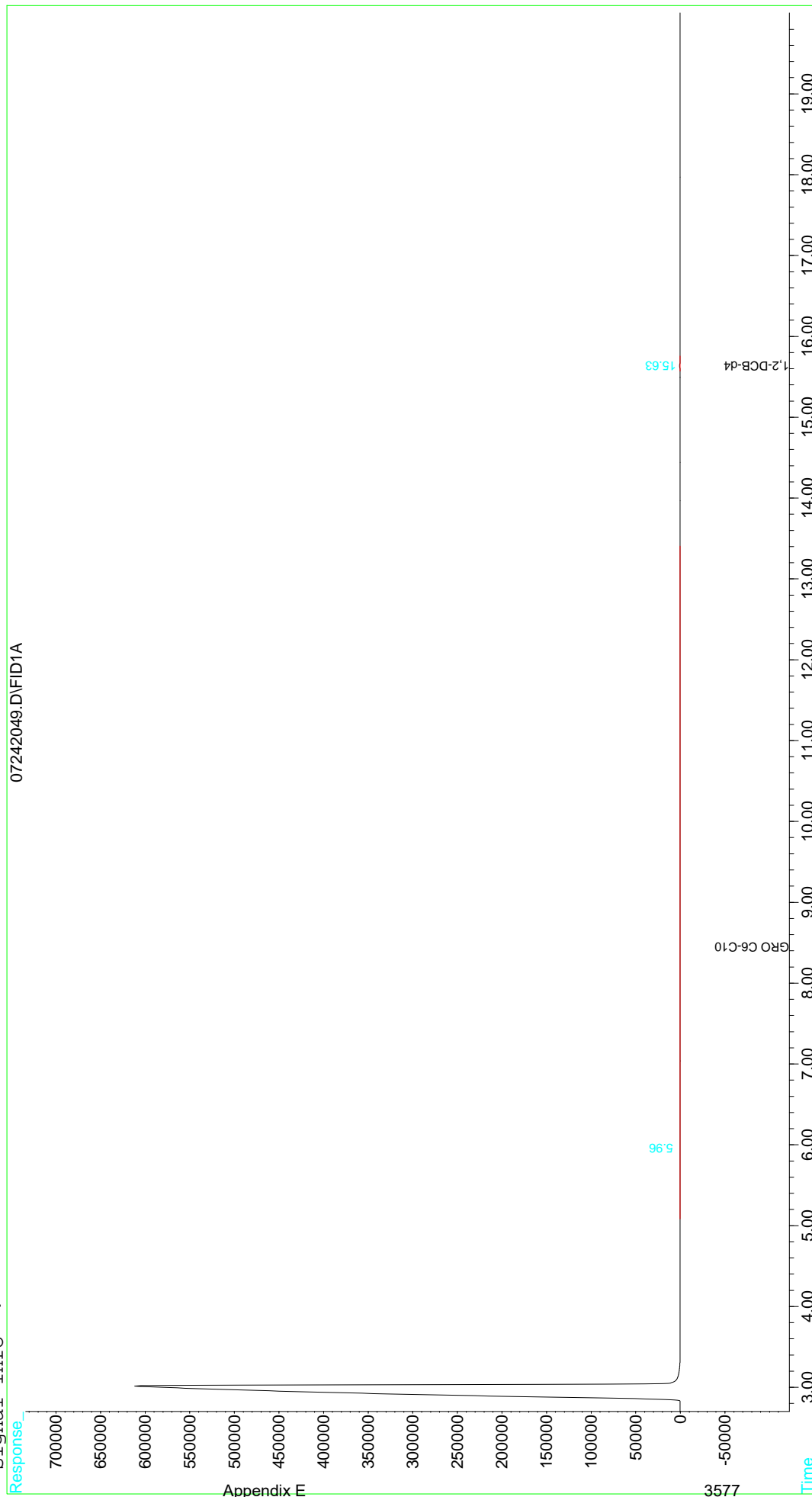
Data File : C:\HPCHEM\1\DATA\072420\07242049.D  
Acq On : 25 Jul 2020 3:59 pm  
Sample : 2006583-001B  
Misc : SAMP SW\_8015S-GRO  
IntFile : GRO.E  
Quant Time: Aug 12 15:12 2020 Quant Results File: 051420S.RES

Vial: 47

Operator: S MCQUINN  
Inst : voa8  
Multiplr: 1.00

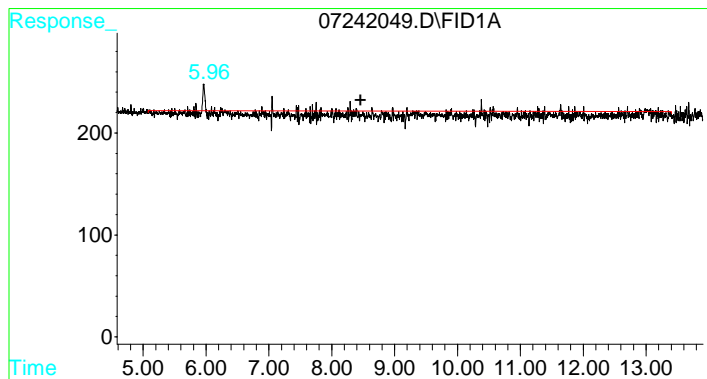
Quant Method : C:\HPCHEM\1...\051420S.M (Chemstation Integrator)  
Title : GC-PT c6-10 SOIL  
Last Update : Thu Jun 11 15:37:38 2020  
Response via : Multiple Level Calibration  
DataAcq Meth : 120919S.M

Volume Inj. :  
Signal Phase :  
Signal Info :



Appendix E

3577



#1 GRO C6-C10

R.T.: 8.460 min  
Delta R.T.: 0.000 min  
Response: 1060  
Conc: 2.75 ug/KG m

Data File : C:\HPCHEM\1\DATA\072420\07242050.D Vial: 48  
Acq On : 25 Jul 2020 4:29 pm Operator: S MCQUINN  
Sample : 2006583-002B Inst : voa8  
Misc : SAMP SW\_8015S-GRO Multiplr: 1.00  
IntFile : GRO.E  
Quant Time: Aug 12 15:13 2020 Quant Results File: 051420S.RES

Quant Method : C:\HPCHEM\1...\051420S.M (Chemstation Integrator)  
Title : GC-PT c6-10 SOIL  
Last Update : Thu Jun 11 15:37:38 2020  
Response via : Initial Calibration  
DataAcq Meth : 120919S.M

Volume Inj. :  
Signal Phase :  
Signal Info :

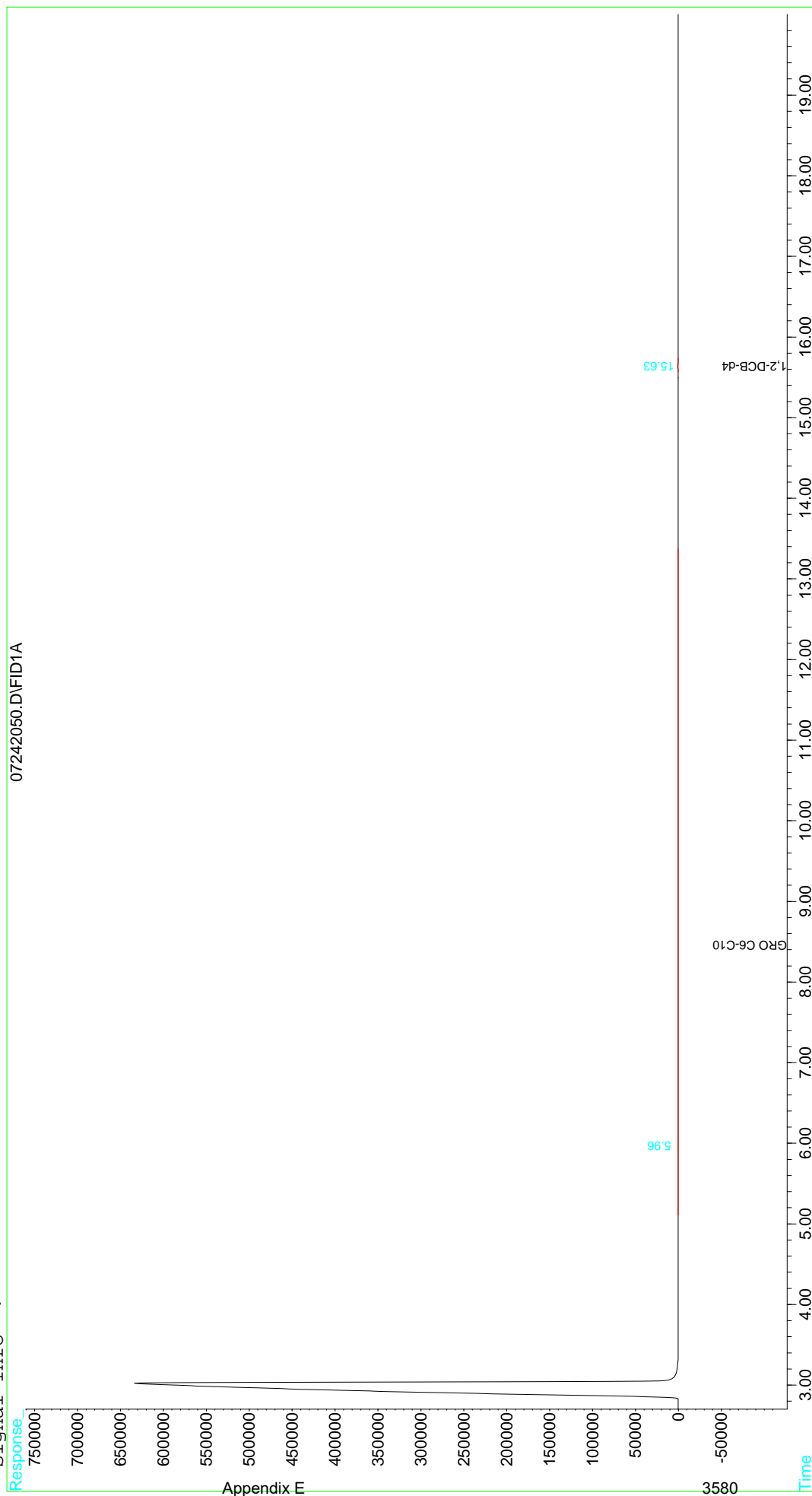
Compound	R.T.	Response	Conc Units
-----			
System Monitoring Compounds			
2) S 1,2-DCB-d4 (Surrogate)	15.63	21933	46.691 ug/KG
Target Compounds			
1) H GRO C6-C10	8.46	1113	2.884 ug/KG

Data File : C:\HPCHEM\1\DATA\072420\07242050.D  
Acq On : 25 Jul 2020 4:29 pm  
Sample : 2006583-002B  
Misc : SAMP SW\_8015S-GRO  
IntFile : GRO.E  
Quant Time: Aug 12 15:13 2020 Quant Results File: 051420S.RES

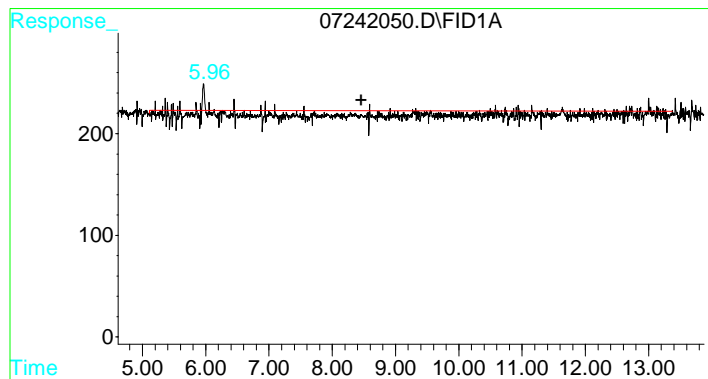
Vial: 48  
Operator: S MCQUINN  
Inst : voa8  
Multiplr: 1.00

Quant Method : C:\HPCHEM\1...\051420S.M (Chemstation Integrator)  
Title : GC-PT c6-10 SOIL  
Last Update : Thu Jun 11 15:37:38 2020  
Response via : Multiple Level Calibration  
DataAcq Meth : 120919S.M

Volume Inj. :  
Signal Phase :  
Signal Info :







#1 GRO C6-C10

R.T.: 8.460 min  
Delta R.T.: 0.000 min  
Response: 1113  
Conc: 2.88 ug/KG m

Data File : C:\HPCHEM\1\DATA\072420\07242051.D Vial: 49  
Acq On : 25 Jul 2020 4:59 pm Operator: S MCQUINN  
Sample : 2006583-003B Inst : voa8  
Misc : SAMP SW\_8015S-GRO Multiplr: 1.00  
IntFile : GRO.E  
Quant Time: Aug 12 15:13 2020 Quant Results File: 051420S.RES

Quant Method : C:\HPCHEM\1...\051420S.M (Chemstation Integrator)  
Title : GC-PT c6-10 SOIL  
Last Update : Thu Jun 11 15:37:38 2020  
Response via : Initial Calibration  
DataAcq Meth : 120919S.M

Volume Inj. :  
Signal Phase :  
Signal Info :

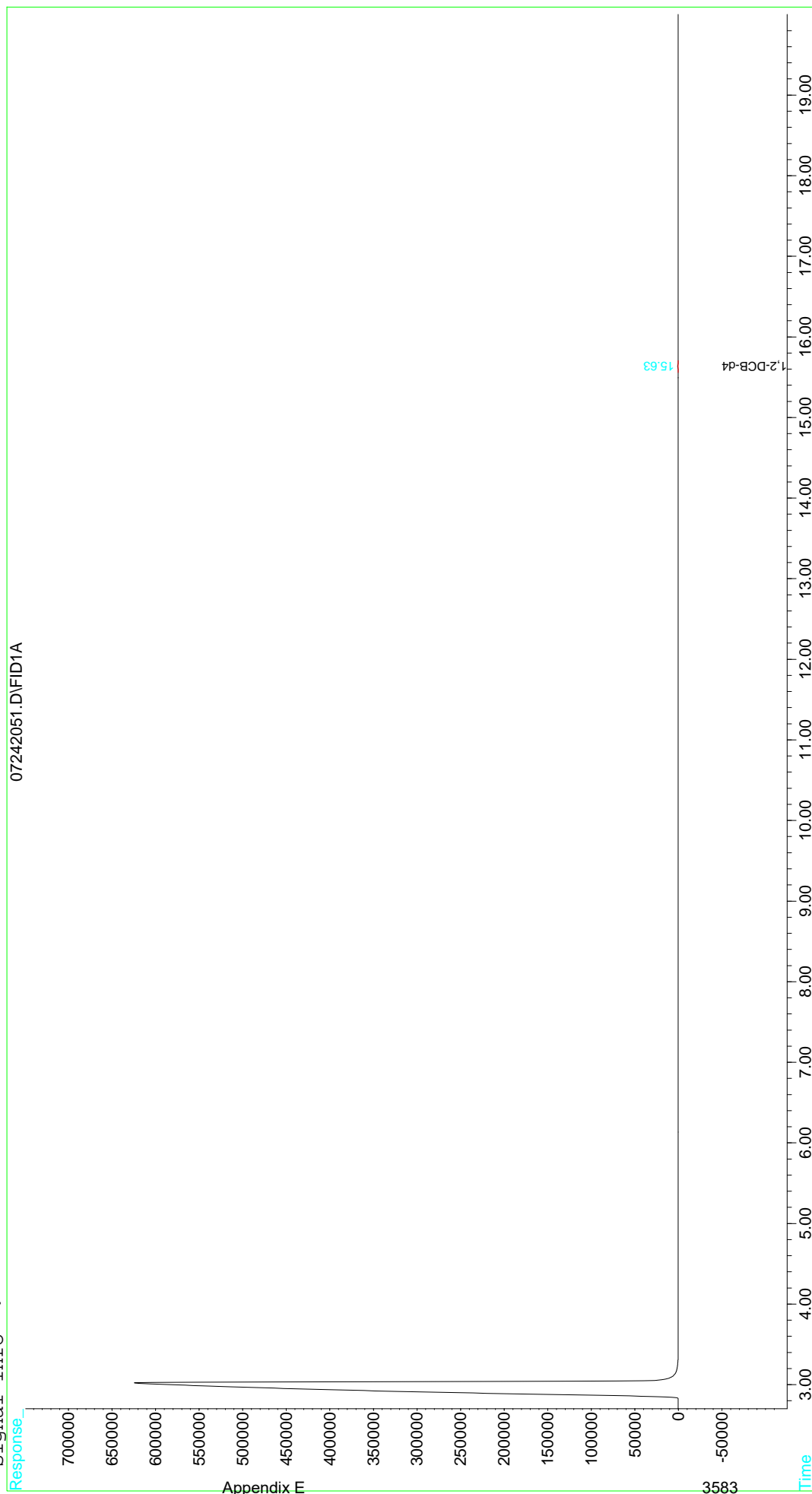
Compound	R.T.	Response	Conc Units
-----			
System Monitoring Compounds			
2) S 1,2-DCB-d4 (Surrogate)	15.64	20346	43.314 ug/KG
Target Compounds			
1) H GRO C6-C10	8.46	855	<MDL ug/KG

Data File : C:\HPCHEM\1\DATA\072420\07242051.D  
Acq On : 25 Jul 2020 4:59 pm  
Sample : 2006583-003B  
Misc : SAMP SW\_8015S-GRO  
IntFile : GRO.E  
Quant Time: Aug 12 15:13 2020 Quant Results File: 051420S.RES

Vial: 49  
Operator: S MCQUINN  
Inst : voa8  
Multiplr: 1.00

Quant Method : C:\HPCHEM\1...\051420S.M (Chemstation Integrator)  
Title : GC-PT c6-10 SOIL  
Last Update : Thu Jun 11 15:37:38 2020  
Response via : Multiple Level Calibration  
DataAcq Meth : 120919S.M

Volume Inj. :  
Signal Phase :  
Signal Info :



Appendix E

Data File : C:\HPCHEM\1\DATA\072420\07242052.D Vial: 50  
Acq On : 25 Jul 2020 5:29 pm Operator: S MCQUINN  
Sample : 2006583-004B Inst : voa8  
Misc : SAMP SW\_8015S-GRO Multiplr: 1.00  
IntFile : GRO.E  
Quant Time: Aug 12 15:13 2020 Quant Results File: 051420S.RES

Quant Method : C:\HPCHEM\1...\051420S.M (Chemstation Integrator)  
Title : GC-PT c6-10 SOIL  
Last Update : Thu Jun 11 15:37:38 2020  
Response via : Initial Calibration  
DataAcq Meth : 120919S.M

Volume Inj. :  
Signal Phase :  
Signal Info :


Compound	R.T.	Response	Conc Units
-----			
System Monitoring Compounds			
2) S 1,2-DCB-d4 (Surrogate)	15.64	22108	47.064 ug/KG
Target Compounds			
1) H GRO C6-C10	8.46	872	<MDL ug/KG

Data File : C:\HPCHEM\1\DATA\072420\07242052.D  
Acq On : 25 Jul 2020 5:29 pm  
Sample : 2006583-004B  
Misc : SAMP SW\_8015S-GRO  
IntFile : GRO.E  
Quant Time: Aug 12 15:13 2020 Quant Results File: 051420S.RES

Vial: 50  
Operator: S MCQUINN  
Inst : voa8  
Multiplr: 1.00

Quant Method : C:\HPCHEM\1...\051420S.M (Chemstation Integrator)  
Title : GC-PT c6-10 SOIL  
Last Update : Thu Jun 11 15:37:38 2020  
Response via : Multiple Level Calibration  
DataAcq Meth : 120919S.M

Volume Inj. :  
Signal Phase :  
Signal Info :



Data File : C:\HPCHEM\1\DATA\072420\07242053.D Vial: 52  
Acq On : 25 Jul 2020 5:59 pm Operator: S MCQUINN  
Sample : 2006583-004BMS Inst : voa8  
Misc : MS SW\_8015S-GRO Multiplr: 1.00  
IntFile : GRO.E  
Quant Time: Aug 12 15:13 2020 Quant Results File: 051420S.RES

Quant Method : C:\HPCHEM\1...\051420S.M (Chemstation Integrator)  
Title : GC-PT c6-10 SOIL  
Last Update : Thu Jun 11 15:37:38 2020  
Response via : Initial Calibration  
DataAcq Meth : 120919S.M

Volume Inj. :  
Signal Phase :  
Signal Info :

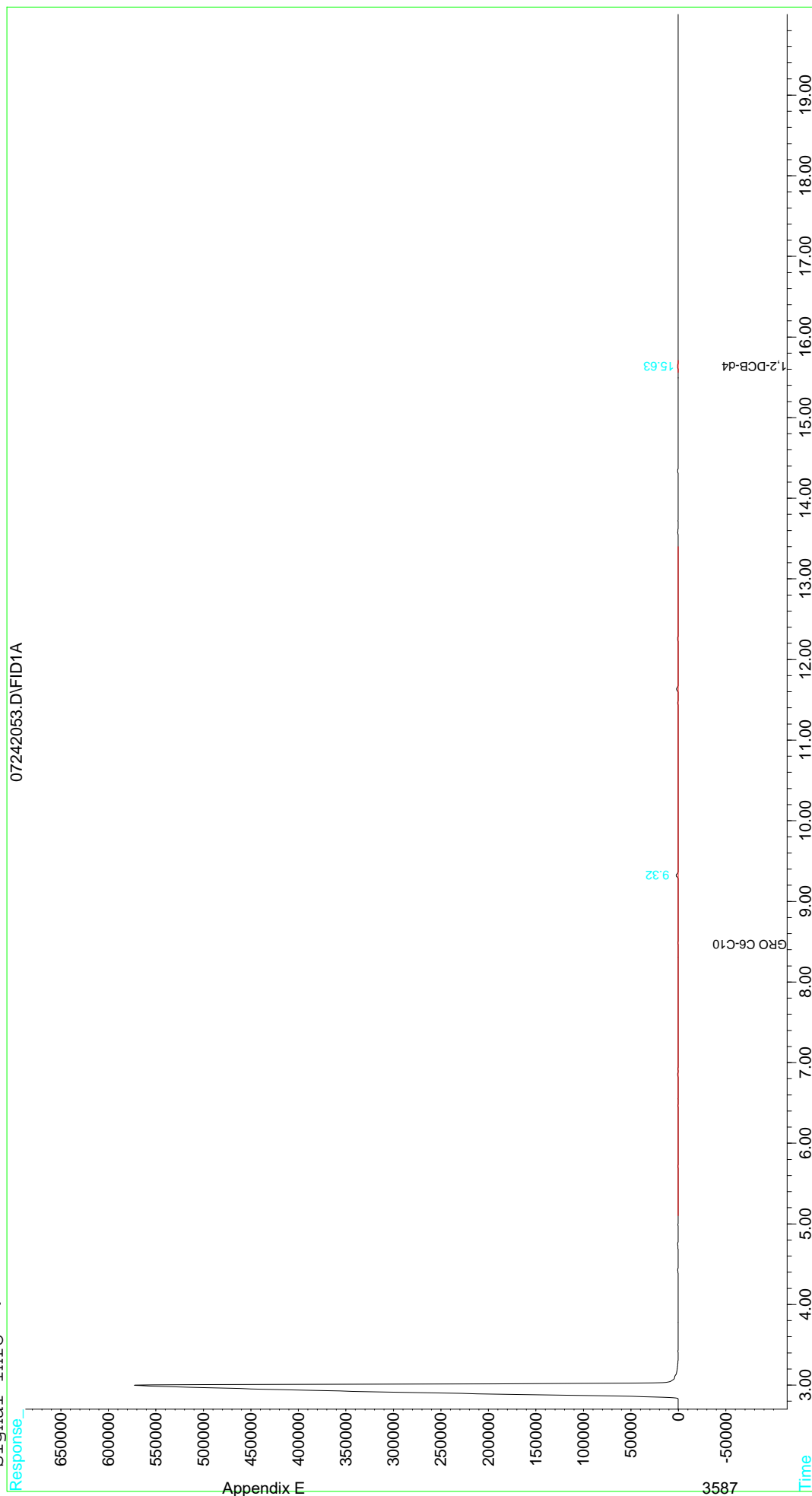
Compound	R.T.	Response	Conc Units
-----			
System Monitoring Compounds			
2) S 1,2-DCB-d4 (Surrogate)	15.64	22811	48.562 ug/KG
Target Compounds			
1) H GRO C6-C10	8.46	377485	977.917 ug/KG

Data File : C:\HPCHEM\1\DATA\072420\07242053.D  
Acq On : 25 Jul 2020 5:59 pm  
Sample : 2006583-004BMS  
Misc : MS SW\_8015S-GRO  
IntFile : GRO.E  
Quant Time: Aug 12 15:13 2020 Quant Results File: 051420S.RES

Vial: 52  
Operator: S MCQUINN  
Inst : voa8  
Multiplr: 1.00

Quant Method : C:\HPCHEM\1...\051420S.M (Chemstation Integrator)  
Title : GC-PT c6-10 SOIL  
Last Update : Thu Jun 11 15:37:38 2020  
Response via : Multiple Level Calibration  
DataAcq Meth : 120919S.M

Volume Inj. :  
Signal Phase :  
Signal Info :



Data File : C:\HPCHEM\1\DATA\072420\07242054.D Vial: 53  
Acq On : 25 Jul 2020 6:29 pm Operator: S MCQUINN  
Sample : 2006583-004BMSD Inst : voa8  
Misc : MSD SW\_8015S-GRO Multiplr: 1.00  
IntFile : GRO.E  
Quant Time: Aug 12 15:14 2020 Quant Results File: 051420S.RES

Quant Method : C:\HPCHEM\1...\051420S.M (Chemstation Integrator)  
Title : GC-PT c6-10 SOIL  
Last Update : Thu Jun 11 15:37:38 2020  
Response via : Initial Calibration  
DataAcq Meth : 120919S.M

Volume Inj. :  
Signal Phase :  
Signal Info :

Compound	R.T.	Response	Conc Units
-----			
System Monitoring Compounds			
2) S 1,2-DCB-d4 (Surrogate)	15.64	22197	47.253 ug/KG
Target Compounds			
1) H GRO C6-C10	8.46	341258	884.067 ug/KG

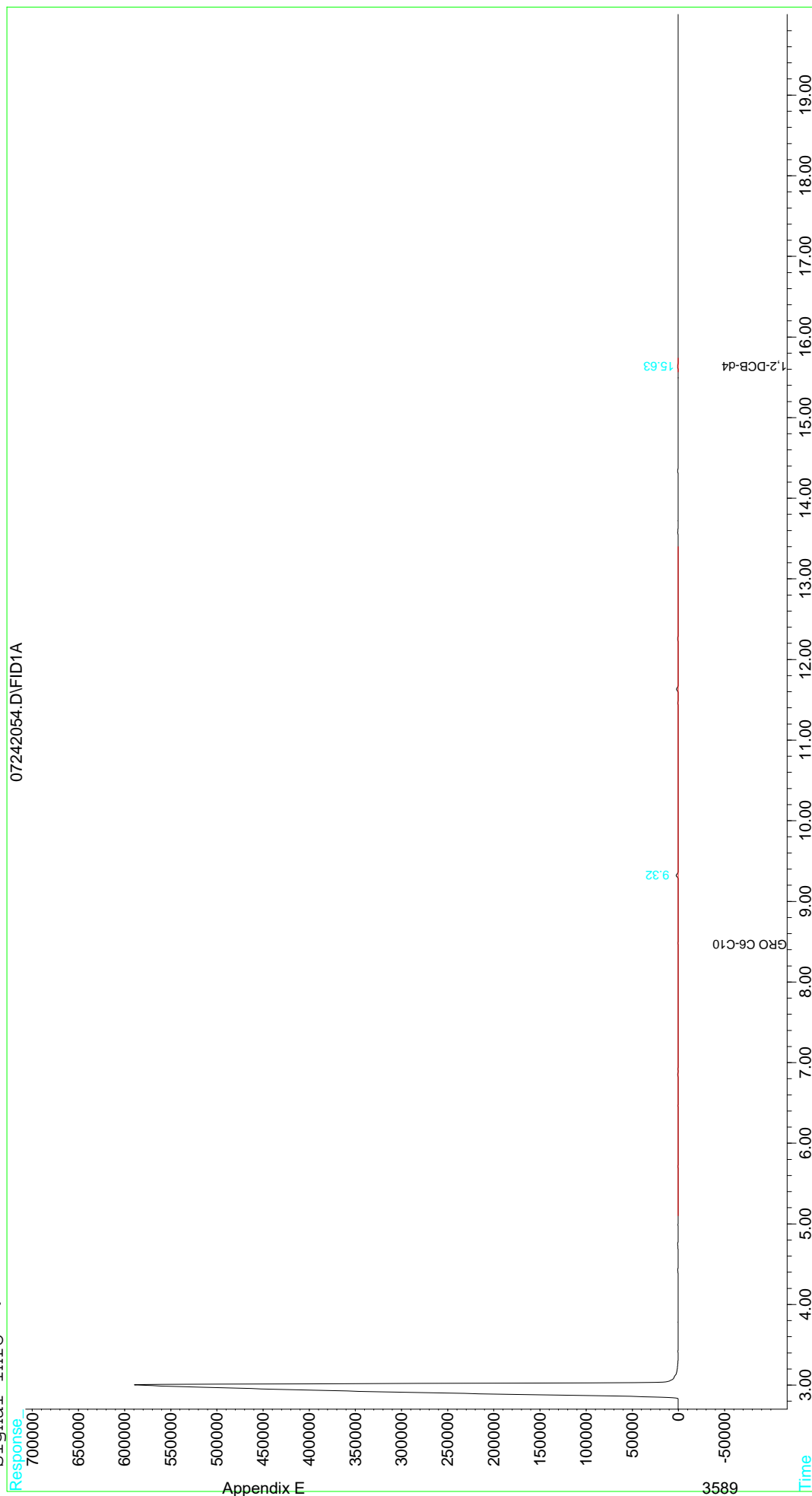


Data File : C:\HPCHEM\1\DATA\072420\07242054.D  
Acq On : 25 Jul 2020 6:29 pm  
Sample : 2006583-004BMSD  
Misc : MSD SW\_8015S-GRO  
IntFile : GRO.E  
Quant Time: Aug 12 15:14 2020 Quant Results File: 051420S.RES

Vial: 53  
Operator: S MCQUINN  
Inst : voa8  
Multiplr: 1.00

Quant Method : C:\HPCHEM\1...\051420S.M (Chemstation Integrator)  
Title : GC-PT c6-10 SOIL  
Last Update : Thu Jun 11 15:37:38 2020  
Response via : Multiple Level Calibration  
DataAcq Meth : 120919S.M

Volume Inj. :  
Signal Phase :  
Signal Info :



Data File : C:\HPCHEM\1\DATA\072420\07242055.D Vial: 30  
Acq On : 25 Jul 2020 6:59 pm Operator: S MCQUINN  
Sample : VOA8 CCVE 072520 Inst : voa8  
Misc : CCVE SW\_8015S-GRO Multiplr: 1.00  
IntFile : GRO.E

Method : C:\HPCHEM\1\METHODS\2019\051420S.M (Chemstation Integrator)  
Title : GC-PT c6-10 SOIL  
Last Update : Thu Jun 11 15:37:38 2020  
Response via : Multiple Level Calibration

Min. RRF : 0.000 Min. Rel. Area : 50% Max. R.T. Dev 0.50min  
Max. RRF Dev : 15% Max. Rel. Area : 150%

	Compound	Amount	Calc.	%Dev	Area%	Dev(min)
1 H	GRO C6-C10	2000.000	1959.205	2.0	98	0.00
2 S	1,2-DCB-d4 (Surrogate)	50.000	47.346	5.3	97	0.00

Data File : C:\HPCHEM\1\DATA\072420\07242055.D Vial: 30  
Acq On : 25 Jul 2020 6:59 pm Operator: S MCQUINN  
Sample : VOA8 CCVE 072520 Inst : voa8  
Misc : CCVE SW\_8015S-GRO Multiplr: 1.00  
IntFile : GRO.E

Method : C:\HPCHEM\1\METHODS\2019\051420S.M (Chemstation Integrator)  
Title : GC-PT c6-10 SOIL  
Last Update : Thu Jun 11 15:37:38 2020  
Response via : Multiple Level Calibration

Min. RRF : 0.000 Min. Rel. Area : 50% Max. R.T. Dev 0.50min  
Max. RRF Dev : 15% Max. Rel. Area : 150%

Compound	Amount	Calc.	%Dev	Area%	Dev(min)
----------	--------	-------	------	-------	----------

---

Data File : C:\HPCHEM\1\DATA\072420\07242055.D Vial: 30  
Acq On : 25 Jul 2020 6:59 pm Operator: S MCQUINN  
Sample : VOA8 CCVE 072520 Inst : voa8  
Misc : CCVE SW\_8015S-GRO Multiplr: 1.00  
IntFile : GRO.E  
Quant Time: Aug 12 15:14 2020 Quant Results File: 051420S.RES

Quant Method : C:\HPCHEM\1...\051420S.M (Chemstation Integrator)  
Title : GC-PT c6-10 SOIL  
Last Update : Thu Jun 11 15:37:38 2020  
Response via : Initial Calibration  
DataAcq Meth : 120919S.M

Volume Inj. :  
Signal Phase :  
Signal Info :

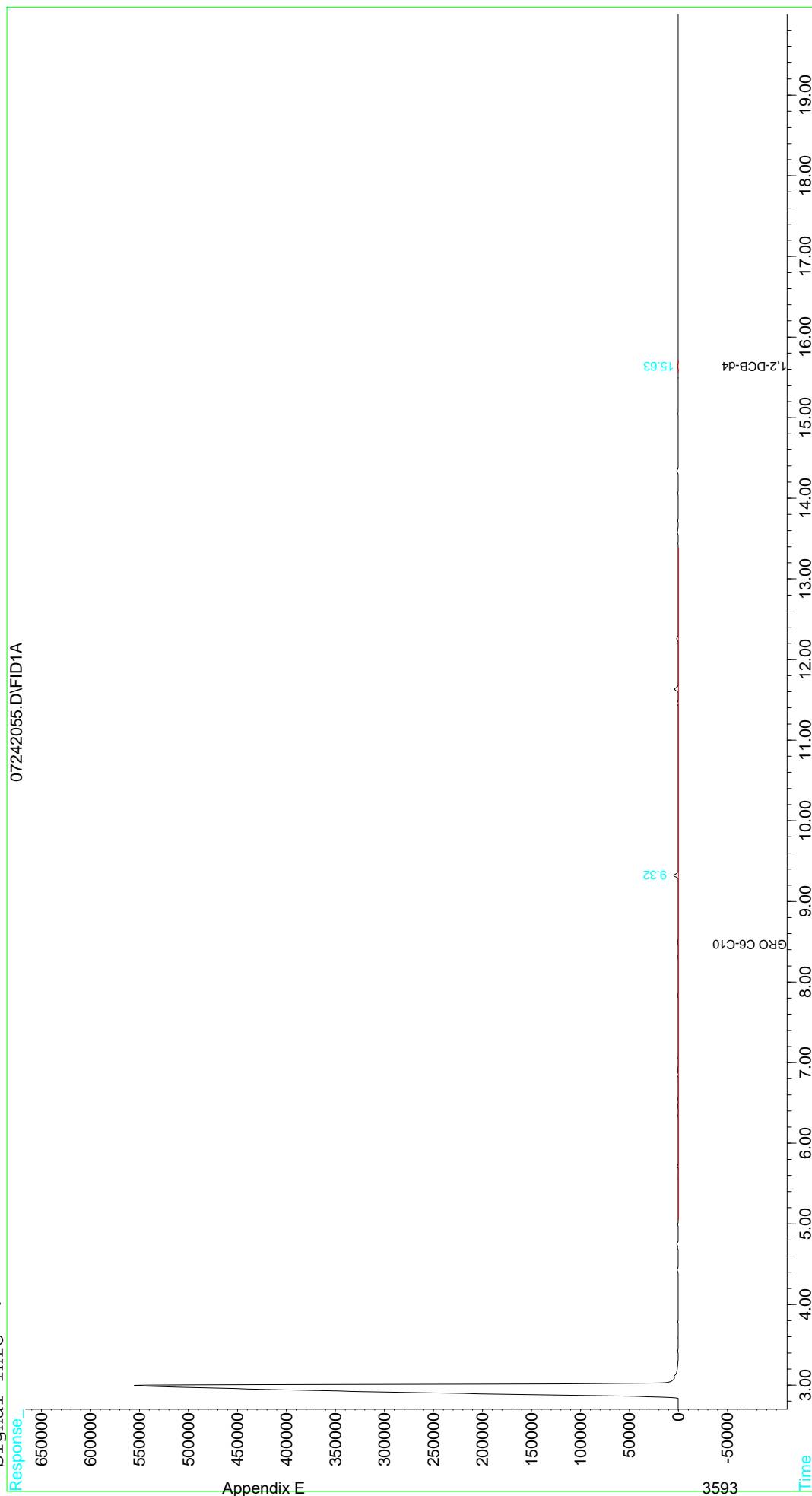
Compound	R.T.	Response	Conc Units
-----			
System Monitoring Compounds			
2) S 1,2-DCB-d4 (Surrogate)	15.64	22240	47.346 ug/KG
Target Compounds			
1) H GRO C6-C10	8.46	756272	1959.205 ug/KG

Data File : C:\HPCHEM\1\DATA\072420\07242055.D  
Acq On : 25 Jul 2020 6:59 pm  
Sample : VOA8 CCVE 072520  
Misc : CCVE SW\_8015S-GRO  
IntFile : GRO.E  
Quant Time: Aug 12 15:14 2020 Quant Results File: 051420S.RES

Vial: 30  
Operator: S MCQUINN  
Inst : voa8  
Multiplr: 1.00

Quant Method : C:\HPCHEM\1...\051420S.M (Chemstation Integrator)  
Title : GC-PT c6-10 SOIL  
Last Update : Thu Jun 11 15:37:38 2020  
Response via : Multiple Level Calibration  
DataAcq Meth : 120919S.M

Volume Inj. :  
Signal Phase :  
Signal Info :



Appendix E

## Injection Log

Directory: C:\HPCHEM\1\DATA\072420

Line	Vial	FileName	Multiplier	SampleName	Misc Info	Injected
1	3	07242001.d	1.	cleaning		24 Jul 2020 16:32
2	3	07242002.d	1.	GRO Window 072420		24 Jul 2020 17:02
3	4	07242004.d	1.	cleaning		24 Jul 2020 17:32
4	3	07242005.d	1.	VOA8 CCB 072420	CCB SW_8015S-GRO	24 Jul 2020 18:02
5	31	07242006.d	1.	VOA8 CCV 072220	CCV SW_8015S-GRO	24 Jul 2020 18:32
6	30	07242007.d	1.	VOA8 LCS 072420	LCS SW_8015S-GRO	24 Jul 2020 19:02
7	32	07242008.d	1.	VOA8 RLVS 072420	RLVS SW_8015S-GRO	24 Jul 2020 19:32
8	33	07242009.d	1.	VOA8 MBLK 072420	MBLK SW_8015S-GRO	24 Jul 2020 20:02
9	34	07242010.d	1.	2006284-013B	SAMP SW_8015S-GRO	24 Jul 2020 20:31
10	40	07242011.d	1.	2006284-014B	SAMP SW_8015S-GRO	24 Jul 2020 21:01
11	35	07242012.d	1.	2006300-005C	SAMP SW_8015S-GRO	24 Jul 2020 21:31
12	40	07242013.d	1.	2006300-007C	SAMP SW_8015S-GRO	24 Jul 2020 22:01
13	41	07242014.d	1.	2006300-008C	SAMP SW_8015S-GRO	24 Jul 2020 22:31
14	42	07242015.d	1.	2006300-009C	SAMP SW_8015S-GRO	24 Jul 2020 23:01
15	43	07242016.d	1.	2006300-010C	SAMP SW_8015S-GRO	24 Jul 2020 23:31
16	44	07242017.d	1.	2006300-011C	SAMP SW_8015S-GRO	25 Jul 2020 00:01
17	45	07242018.d	1.	2006300-012C	SAMP SW_8015S-GRO	25 Jul 2020 00:31
18	46	07242019.d	1.	2006300-013C	SAMP SW_8015S-GRO	25 Jul 2020 01:01
19	47	07242020.d	1.	2006300-014C	SAMP SW_8015S-GRO	25 Jul 2020 01:31
20	48	07242021.d	1.	2006300-015C	SAMP SW_8015S-GRO	25 Jul 2020 02:01
21	49	07242022.d	1.	2006300-016C	SAMP SW_8015S-GRO	25 Jul 2020 02:31
22	50	07242023.d	1.	2006300-017C	SAMP SW_8015S-GRO	25 Jul 2020 03:01
23	51	07242024.d	1.	2006302-009C	SAMP SW_8015S-GRO	25 Jul 2020 03:31
24	52	07242025.d	1.	2006302-010C	SAMP SW_8015S-GRO	25 Jul 2020 04:00
25	53	07242026.d	1.	2006302-011C	SAMP SW_8015S-GRO	25 Jul 2020 04:30
26	52	07242027.d	1.	2006302-011CMS	MS SW_8015S-GRO	25 Jul 2020 05:00
27	53	07242028.d	1.	2006302-011CMSD	MSD SW_8015S-GRO	25 Jul 2020 05:31
28	30	07242029.d	1.	VOA8 CCVE 072420	CCVE SW_8015S-GRO	25 Jul 2020 06:01
29	40	07242030.d	1.	RINSE	DO NOT USE	25 Jul 2020 06:30
30	3	07242031.d	1.	VOA8 CCB 072520	CCB SW_8015S-GRO	25 Jul 2020 07:00
31	30	07242032.d	1.	VOA8 CCV 072520	CCV SW_8015S-GRO	25 Jul 2020 07:30
32	30	07242033.d	1.	VOA8 LCS 072520	LCS SW_8015S-GRO	25 Jul 2020 08:00
33	32	07242034.d	1.	VOA8 RLVS 072520	RLVS SW_8015S-GRO	25 Jul 2020 08:30
34	33	07242035.d	1.	VOA8 MBLK 072520	MBLK SW_8015S-GRO	25 Jul 2020 09:00
35	34	07242036.d	1.	2006302-012C	SAMP SW_8015S-GRO	25 Jul 2020 09:30
36	35	07242037.d	1.	2006302-013C	SAMP SW_8015S-GRO	25 Jul 2020 10:00
37	36	07242038.d	1.	2006302-014C	SAMP SW_8015S-GRO	25 Jul 2020 10:30
38	37	07242039.d	1.	2006302-015C	SAMP SW_8015S-GRO	25 Jul 2020 11:00
39	38	07242040.d	1.	2006302-016C	SAMP SW_8015S-GRO	25 Jul 2020 11:30
40	39	07242041.d	1.	2006330-008B	SAMP SW_8015S-GRO	25 Jul 2020 12:00
41	40	07242042.d	1.	2006330-009B	SAMP SW_8015S-GRO	25 Jul 2020 12:29
42	41	07242043.d	1.	2006330-010B	SAMP SW_8015S-GRO	25 Jul 2020 12:59
43	42	07242044.d	1.	2006330-011B	SAMP SW_8015S-GRO	25 Jul 2020 13:30
44	43	07242045.d	1.	2006330-012B	SAMP SW_8015S-GRO	25 Jul 2020 14:00
45	44	07242046.d	1.	2006330-013B	SAMP SW_8015S-GRO	25 Jul 2020 14:29
46	45	07242047.d	1.	2006330-014C	SAMP SW_8015S-GRO	25 Jul 2020 14:59
47	46	07242048.d	1.	2006330-015C	SAMP SW_8015S-GRO	25 Jul 2020 15:29
48	47	07242049.d	1.	2006583-001B	SAMP SW_8015S-GRO	25 Jul 2020 15:59
49	48	07242050.d	1.	2006583-002B	SAMP SW_8015S-GRO	25 Jul 2020 16:29
50	49	07242051.d	1.	2006583-003B	SAMP SW_8015S-GRO	25 Jul 2020 16:59
51	50	07242052.d	1.	2006583-004B	SAMP SW_8015S-GRO	25 Jul 2020 17:29
52	52	07242053.d	1.	2006583-004BMS	MS SW_8015S-GRO	25 Jul 2020 17:59
53	53	07242054.d	1.	2006583-004BMSD	MSD SW_8015S-GRO	25 Jul 2020 18:29
54	30	07242055.d	1.	VOA8 CCVE 072520	CCVE SW_8015S-GRO	25 Jul 2020 18:59
55	41	07242056.d	1.	RINSE	DO NOT USE	25 Jul 2020 19:29

# Injection Log

Directory: C:\HPCHEM\1\DATA\072420

Line	Vial	FileName	Multiplier	SampleName	Misc Info	Injected
56	3	07242057.d	1.	VOA8 CCB 072520	CCB SW_8015S-GRO	25 Jul 2020 19:59
57	30	07242058.d	1.	VOA8 CCV 072520	CCV SW_8015S-GRO	25 Jul 2020 20:28
58	30	07242059.d	1.	VOA8 LCS 072520	LCS SW_8015S-GRO	25 Jul 2020 20:58
59	32	07242060.d	1.	VOA8 RLVS 072520	RLVS SW_8015S-GRO	25 Jul 2020 21:28
60	33	07242061.d	1.	VOA8 MBLK 072520	MBLK SW_8015S-GRO	25 Jul 2020 21:59
61	50	07242062.d	1.	2006583-005B	SAMP SW_8015S-GRO	25 Jul 2020 22:28
62	51	07242063.d	1.	2006583-006B	SAMP SW_8015S-GRO	25 Jul 2020 22:59
63	52	07242064.d	1.	2006583-007B	SAMP SW_8015S-GRO	25 Jul 2020 23:29
64	53	07242065.d	1.	2006583-008B	SAMP SW_8015S-GRO	25 Jul 2020 23:59
65	54	07242066.d	1.	2006583-009B	SAMP SW_8015S-GRO	26 Jul 2020 00:28
66	55	07242067.d	1.	2006583-010B	SAMP SW_8015S-GRO	26 Jul 2020 00:58
67	52	07242068.d	1.	2006583-010BMS	MS SW_8015S-GRO	26 Jul 2020 01:28
68	53	07242069.d	1.	2006583-010BMSD	MSD SW_8015S-GRO	26 Jul 2020 01:58
69	30	07242070.d	1.	VOA8 CCVE 072520	CCVE SW_8015S-GRO	26 Jul 2020 02:28
70	42	07242071.d	1.	RINSE	DO NOT USE	26 Jul 2020 02:58
71	43	07242072.d	1.	RINSE	DO NOT USE	26 Jul 2020 03:28
72	44	07242073.d	1.	RINSE	DO NOT USE	26 Jul 2020 03:58
73	45	07242074.d	1.	RINSE	DO NOT USE	26 Jul 2020 04:28

## In House MeOH Soils

Date	Analyst	Sampe ID	Sample Wgt (g)	MeOH Added (mL)	% Moisture	Correction Factor	Dilution Factor	Final Dilution Factor
07/24/2020	SKM	2006583-005	10.09	10	5.6133	0.056133	49.6	52.4
07/24/2020	SKM	2006583-006	10.09	10	5.4584	0.054584	49.6	52.3
07/24/2020	SKM	2006583-007	10.05	10	4.5091	0.045091	49.8	52.0
07/24/2020	SKM	2006583-008	10.06	10	5.8781	0.058781	49.7	52.6
07/24/2020	SKM	2006583-009	10.08	10	8.4226	0.084226	49.6	53.8
07/24/2020	SKM	2006583-010	10.04	10	7.261	0.07261	49.8	53.4



Data File : C:\HPCHEM\1\DATA\072420\07242057.D Vial: 3  
Acq On : 25 Jul 2020 7:59 pm Operator: S MCQUINN  
Sample : VOA8 CCB 072520 Inst : voa8  
Misc : CCB SW\_8015S-GRO Multiplr: 1.00  
IntFile : GRO.E  
Quant Time: Aug 12 15:20 2020 Quant Results File: 051420S.RES

Quant Method : C:\HPCHEM\1...\051420S.M (Chemstation Integrator)  
Title : GC-PT c6-10 SOIL  
Last Update : Thu Jun 11 15:37:38 2020  
Response via : Initial Calibration  
DataAcq Meth : 120919S.M

Volume Inj. :  
Signal Phase :  
Signal Info :

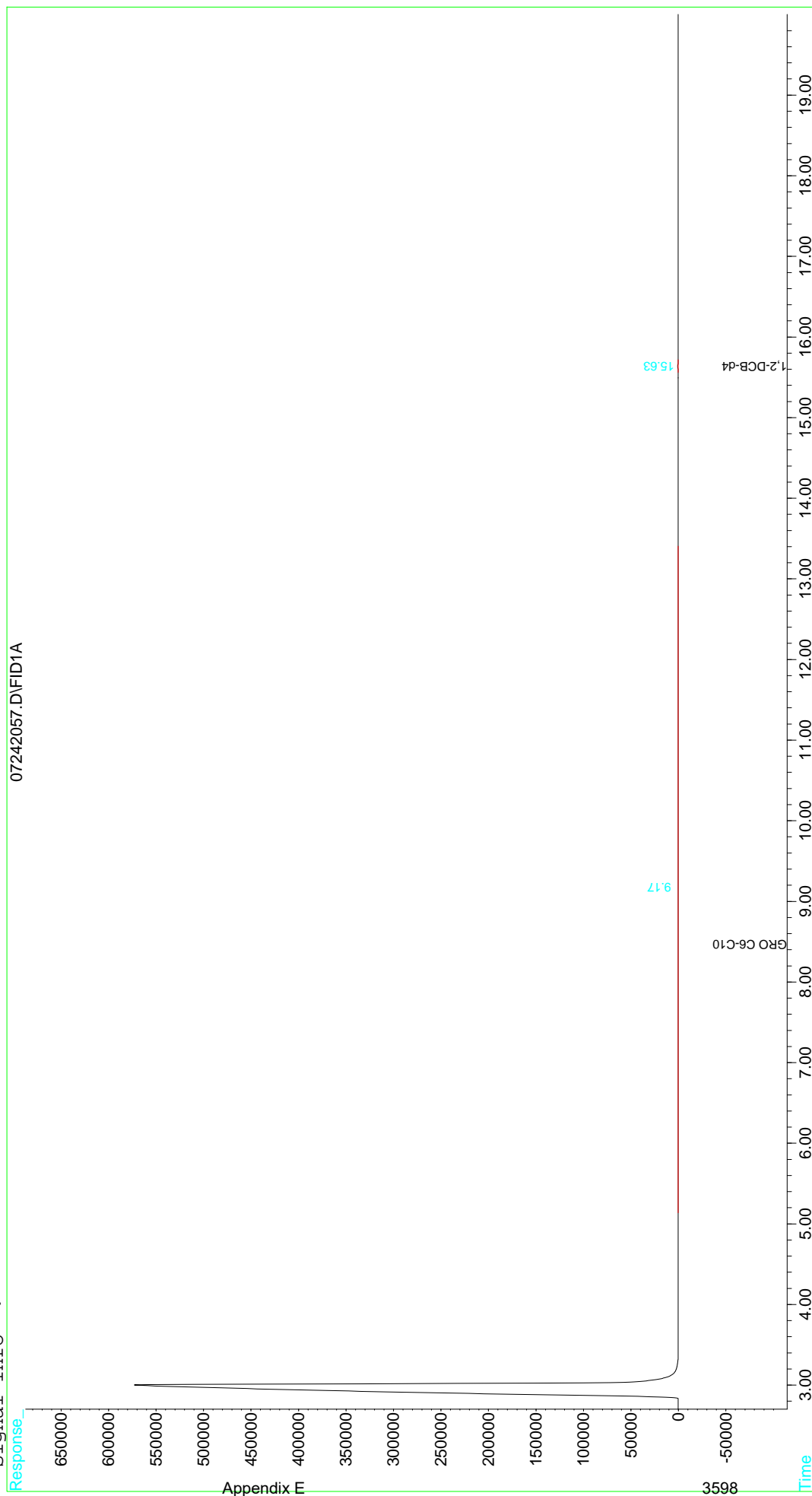
Compound	R.T.	Response	Conc Units
-----			
System Monitoring Compounds			
2) S 1,2-DCB-d4 (Surrogate)	15.64	20714	44.096 ug/KG
Target Compounds			
1) H GRO C6-C10	8.46	1213	3.144 ug/KG

Data File : C:\HPCHEM\1\DATA\072420\07242057.D  
Acq On : 25 Jul 2020 7:59 pm  
Sample : VOA8 CCB 072520  
Misc : CCB SW\_8015S-GRO  
IntFile : GRO.E  
Quant Time: Aug 12 15:20 2020 Quant Results File: 051420S.RES

Vial: 3  
Operator: S MCQUINN  
Inst : voa8  
Multiplr: 1.00

Quant Method : C:\HPCHEM\1...\051420S.M (Chemstation Integrator)  
Title : GC-PT c6-10 SOIL  
Last Update : Thu Jun 11 15:37:38 2020  
Response via : Multiple Level Calibration  
DataAcq Meth : 120919S.M

Volume Inj. :  
Signal Phase :  
Signal Info :



Data File : C:\HPCHEM\1\DATA\072420\07242058.D Vial: 30  
Acq On : 25 Jul 2020 8:28 pm Operator: S MCQUINN  
Sample : VOA8 CCV 072520 Inst : voa8  
Misc : CCV SW\_8015S-GRO Multiplr: 1.00  
IntFile : GRO.E

Method : C:\HPCHEM\1\METHODS\2019\051420S.M (Chemstation Integrator)  
Title : GC-PT c6-10 SOIL  
Last Update : Thu Jun 11 15:37:38 2020  
Response via : Multiple Level Calibration

Min. RRF : 0.000 Min. Rel. Area : 50% Max. R.T. Dev 0.50min  
Max. RRF Dev : 15% Max. Rel. Area : 150%

	Compound	Amount	Calc.	%Dev	Area%	Dev(min)
1 H	GRO C6-C10	2000.000	1954.057	2.3	98	0.00
2 S	1,2-DCB-d4 (Surrogate)	50.000	42.506	15.0	87	0.00

Data File : C:\HPCHEM\1\DATA\072420\07242058.D Vial: 30  
Acq On : 25 Jul 2020 8:28 pm Operator: S MCQUINN  
Sample : VOA8 CCV 072520 Inst : voa8  
Misc : CCV SW\_8015S-GRO Multiplr: 1.00  
IntFile : GRO.E

Method : C:\HPCHEM\1\METHODS\2019\051420S.M (Chemstation Integrator)  
Title : GC-PT c6-10 SOIL  
Last Update : Thu Jun 11 15:37:38 2020  
Response via : Multiple Level Calibration

Min. RRF : 0.000 Min. Rel. Area : 50% Max. R.T. Dev 0.50min  
Max. RRF Dev : 15% Max. Rel. Area : 150%

Compound	Amount	Calc.	%Dev	Area%	Dev(min)
----------	--------	-------	------	-------	----------

Data File : C:\HPCHEM\1\DATA\072420\07242058.D Vial: 30  
Acq On : 25 Jul 2020 8:28 pm Operator: S MCQUINN  
Sample : VOA8 CCV 072520 Inst : voa8  
Misc : CCV SW\_8015S-GRO Multiplr: 1.00  
IntFile : GRO.E  
Quant Time: Aug 12 15:20 2020 Quant Results File: 051420S.RES

Quant Method : C:\HPCHEM\1...\051420S.M (Chemstation Integrator)  
Title : GC-PT c6-10 SOIL  
Last Update : Thu Jun 11 15:37:38 2020  
Response via : Initial Calibration  
DataAcq Meth : 120919S.M

Volume Inj. :  
Signal Phase :  
Signal Info :

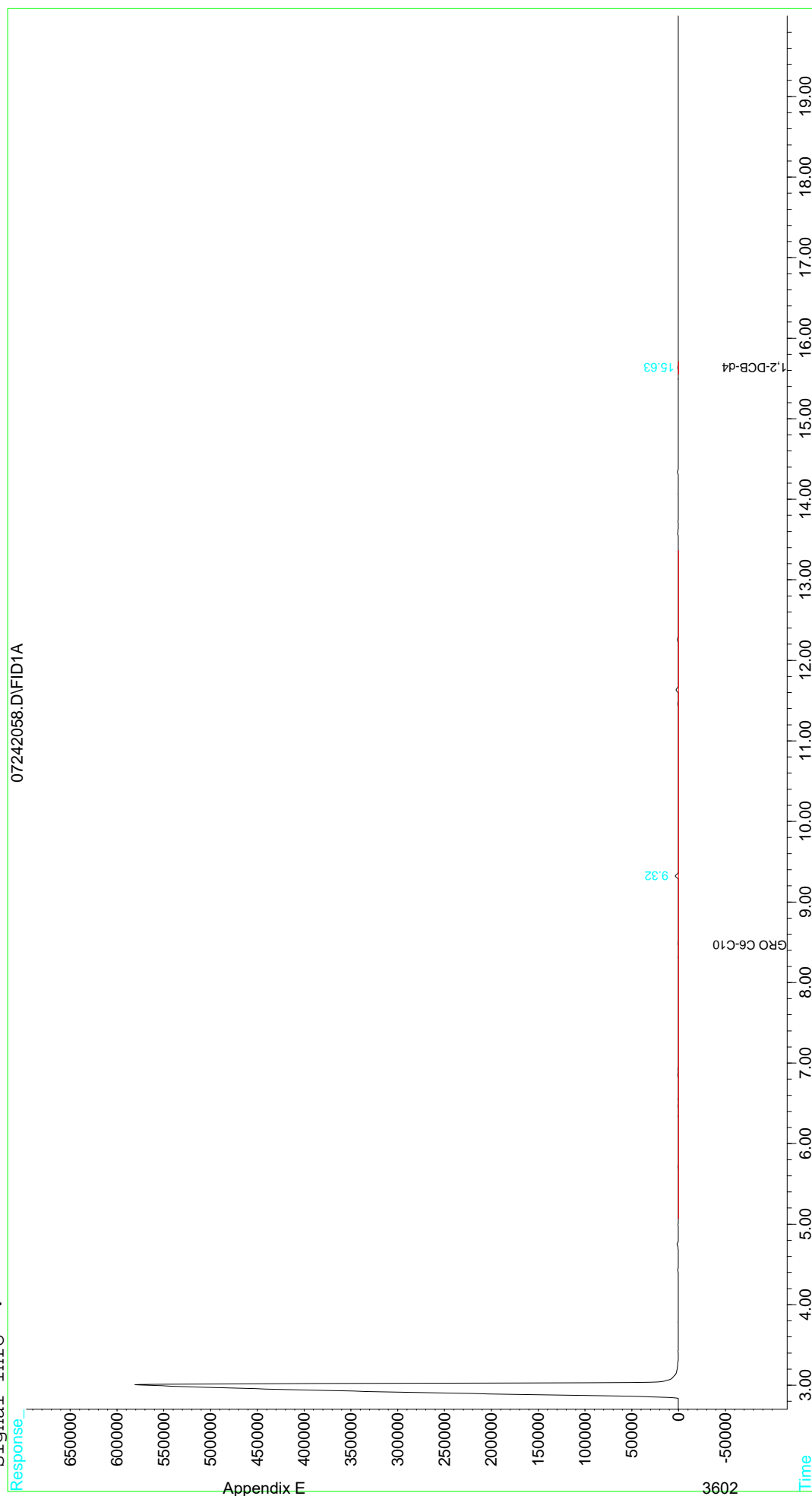
Compound	R.T.	Response	Conc Units
-----			
System Monitoring Compounds			
2) S 1,2-DCB-d4 (Surrogate)	15.63	19967	42.506 ug/KGm
Target Compounds			
1) H GRO C6-C10	8.46	754285	1954.057 ug/KG

Data File : C:\HPCHEM\1\DATA\072420\07242058.D  
Acq On : 25 Jul 2020 8:28 pm  
Sample : VOA8 CCV 072520  
Misc : CCV SW\_8015S-GRO  
IntFile : GRO.E  
Quant Time: Aug 12 15:20 2020 Quant Results File: 051420S.RES

Vial: 30  
Operator: S MCQUINN  
Inst : voa8  
Multiplr: 1.00

Quant Method : C:\HPCHEM\1...\051420S.M (Chemstation Integrator)  
Title : GC-PT c6-10 SOIL  
Last Update : Thu Jun 11 15:37:38 2020  
Response via : Multiple Level Calibration  
DataAcq Meth : 120919S.M

Volume Inj. :  
Signal Phase :  
Signal Info :



Data File : C:\HPCHEM\1\DATA\072420\07242059.D Vial: 30  
Acq On : 25 Jul 2020 8:58 pm Operator: S MCQUINN  
Sample : VOA8 LCS 072520 Inst : voa8  
Misc : LCS SW\_8015S-GRO Multiplr: 1.00  
IntFile : GRO.E  
Quant Time: Aug 12 15:21 2020 Quant Results File: 051420S.RES

Quant Method : C:\HPCHEM\1...\051420S.M (Chemstation Integrator)  
Title : GC-PT c6-10 SOIL  
Last Update : Thu Jun 11 15:37:38 2020  
Response via : Initial Calibration  
DataAcq Meth : 120919S.M

Volume Inj. :  
Signal Phase :  
Signal Info :

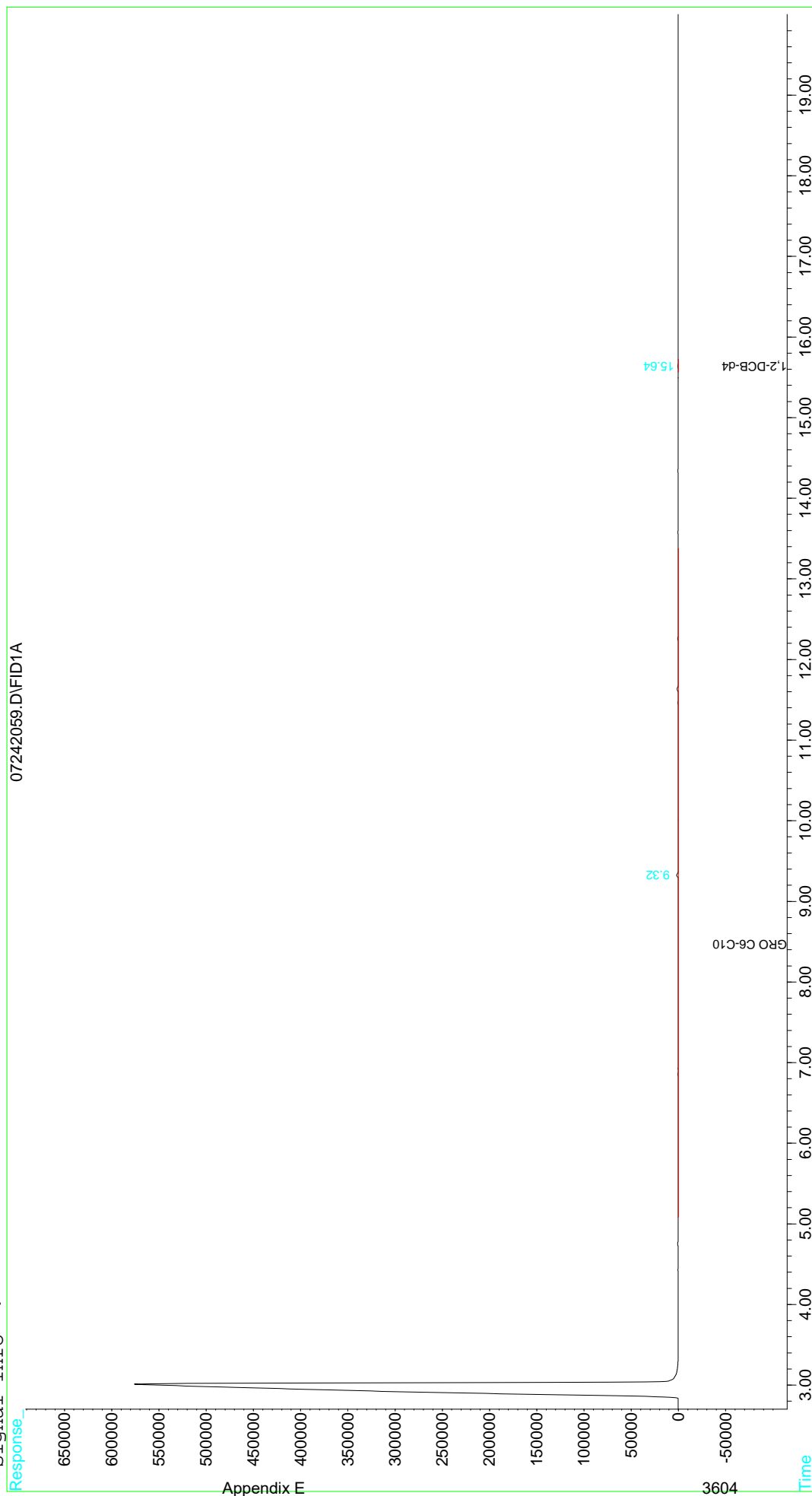
Compound	R.T.	Response	Conc Units
-----			
System Monitoring Compounds			
2) S 1,2-DCB-d4 (Surrogate)	15.64	19722	41.984 ug/KGm
Target Compounds			
1) H GRO C6-C10	8.46	421334	1091.513 ug/KG

Data File : C:\HPCHEM\1\DATA\072420\07242059.D  
Acq On : 25 Jul 2020 8:58 pm  
Sample : VOA8 LCS 072520  
Misc : LCS SW\_8015S-GRO  
IntFile : GRO.F  
Quant Time: Aug 12 15:21 2020 Quant Results File: 051420S.RES

Vial: 30  
Operator: S MCQUINN  
Inst : voa8  
Multiplr: 1.00

Quant Method : C:\HPCHEM\1...\051420S.M (Chemstation Integrator)  
Title : GC-PT c6-10 SOIL  
Last Update : Thu Jun 11 15:37:38 2020  
Response via : Multiple Level Calibration  
DataAcq Meth : 120919S.M

Volume Inj. :  
Signal Phase :  
Signal Info :





Data File : C:\HPCHEM\1\DATA\072420\07242060.D Vial: 32  
Acq On : 25 Jul 2020 9:28 pm Operator: S MCQUINN  
Sample : VOA8 RLVS 072520 Inst : voa8  
Misc : RLVS SW\_8015S-GRO Multiplr: 1.00  
IntFile : GRO.E  
Quant Time: Aug 12 15:21 2020 Quant Results File: 051420S.RES

Quant Method : C:\HPCHEM\1...\051420S.M (Chemstation Integrator)  
Title : GC-PT c6-10 SOIL  
Last Update : Thu Jun 11 15:37:38 2020  
Response via : Initial Calibration  
DataAcq Meth : 120919S.M

Volume Inj. :  
Signal Phase :  
Signal Info :

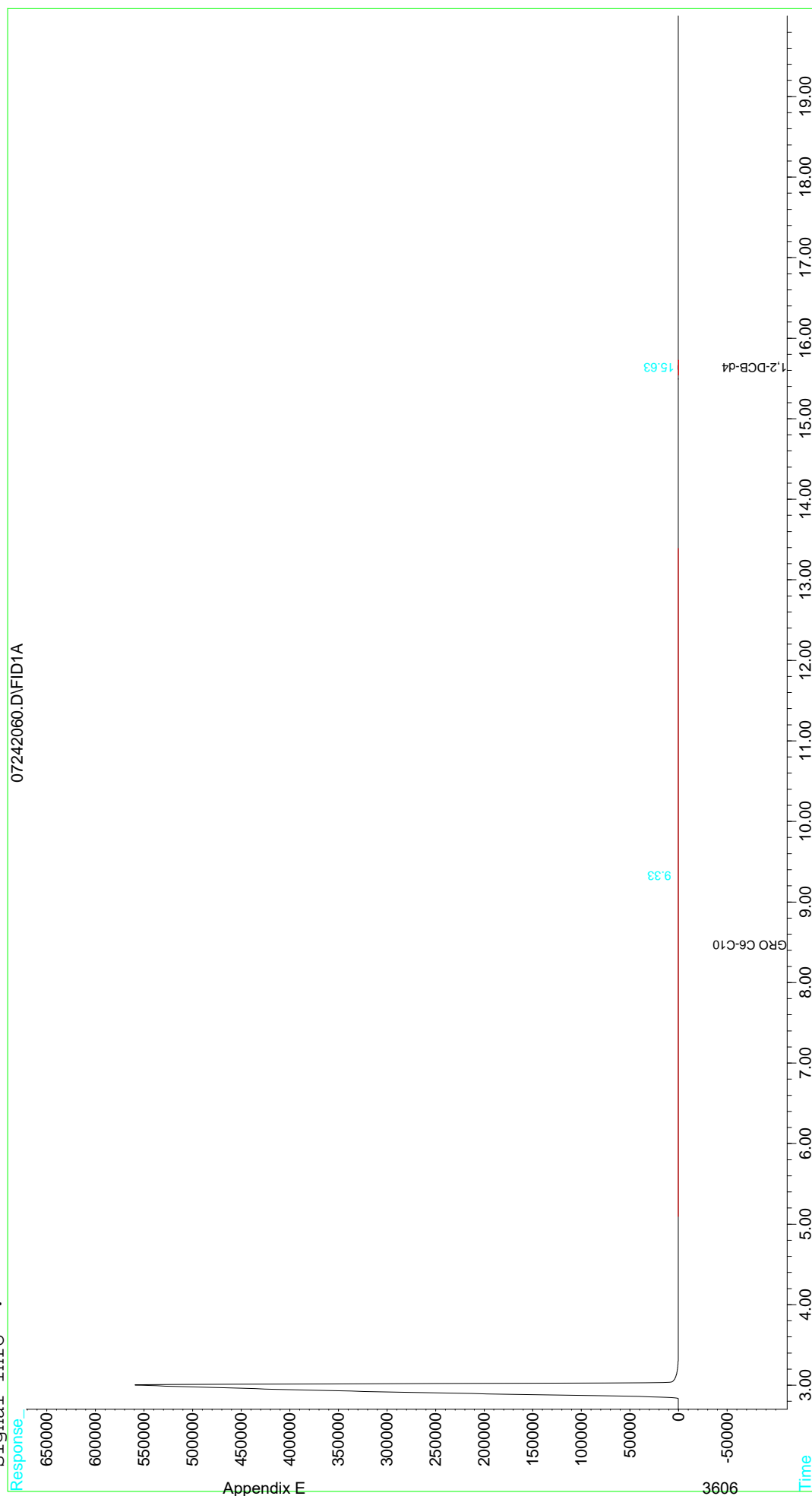
Compound	R.T.	Response	Conc Units
-----			
System Monitoring Compounds			
2) S 1,2-DCB-d4 (Surrogate)	15.63	19394	41.286 ug/KGm
Target Compounds			
1) H GRO C6-C10	8.46	39208	101.573 ug/KG

Data File : C:\HPCHEM\1\DATA\072420\07242060.D  
Acq On : 25 Jul 2020 9:28 pm  
Sample : VOA8 RLVS 072520  
Misc : RLVS SW\_8015S-GRO  
IntFile : GRO.E  
Quant Time: Aug 12 15:21 2020 Quant Results File: 051420S.RES

Vial: 32  
Operator: S MCQUINN  
Inst : voa8  
Multiplr: 1.00

Quant Method : C:\HPCHEM\1...\051420S.M (Chemstation Integrator)  
Title : GC-PT c6-10 SOIL  
Last Update : Thu Jun 11 15:37:38 2020  
Response via : Multiple Level Calibration  
DataAcq Meth : 120919S.M

Volume Inj. :  
Signal Phase :  
Signal Info :



Appendix E

3606

Data File : C:\HPCHEM\1\DATA\072420\07242061.D Vial: 33  
Acq On : 25 Jul 2020 9:59 pm Operator: S MCQUINN  
Sample : VOA8 MBLK 072520 Inst : voa8  
Misc : MBLK SW\_8015S-GRO Multiplr: 1.00  
IntFile : GRO.E  
Quant Time: Aug 12 15:22 2020 Quant Results File: 051420S.RES

Quant Method : C:\HPCHEM\1...\051420S.M (Chemstation Integrator)  
Title : GC-PT c6-10 SOIL  
Last Update : Thu Jun 11 15:37:38 2020  
Response via : Initial Calibration  
DataAcq Meth : 120919S.M

Volume Inj. :  
Signal Phase :  
Signal Info :

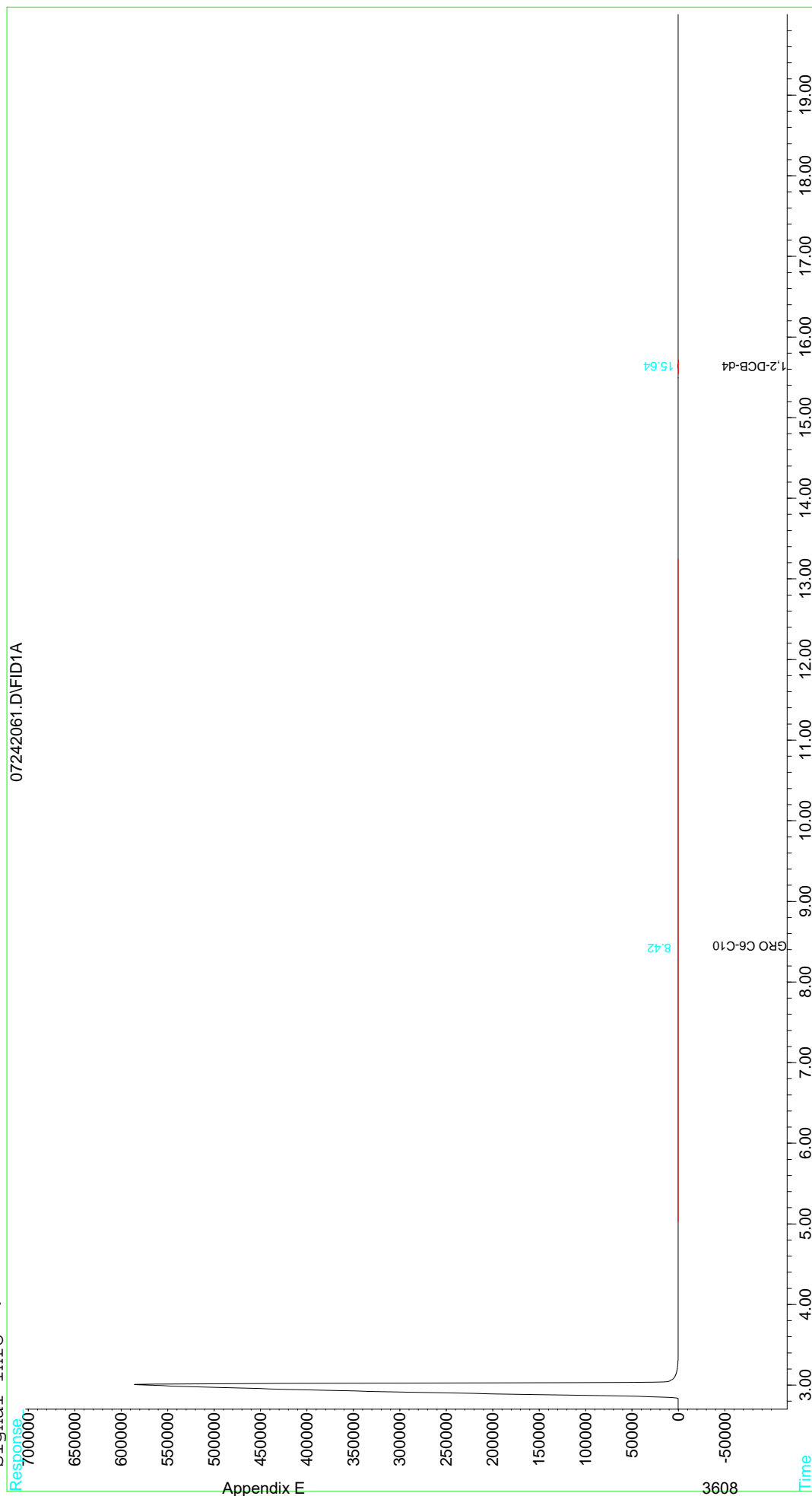
Compound	R.T.	Response	Conc Units
-----			
System Monitoring Compounds			
2) S 1,2-DCB-d4 (Surrogate)	15.64	20259	43.129 ug/KGm
Target Compounds			
1) H GRO C6-C10	8.46	1224	3.170 ug/KG

Data File : C:\HPCHEM\1\DATA\072420\07242061.D  
Acq On : 25 Jul 2020 9:59 pm  
Sample : VOA8 MBLK 072520  
Misc : MBLK SW\_8015S-GRO  
IntFile : GRO.E  
Quant Time: Aug 12 15:22 2020 Quant Results File: 051420S.RES

Vial: 33  
Operator: S MCQUINN  
Inst : voa8  
Multiplr: 1.00

Quant Method : C:\HPCHEM\1...\051420S.M (Chemstation Integrator)  
Title : GC-PT c6-10 SOIL  
Last Update : Thu Jun 11 15:37:38 2020  
Response via : Multiple Level Calibration  
DataAcq Meth : 120919S.M

Volume Inj. :  
Signal Phase :  
Signal Info :



Data File : C:\HPCHEM\1\DATA\072420\07242062.D Vial: 50  
Acq On : 25 Jul 2020 10:28 pm Operator: S MCQUINN  
Sample : 2006583-005B Inst : voa8  
Misc : SAMP SW\_8015S-GRO Multiplr: 1.00  
IntFile : GRO.E  
Quant Time: Aug 12 15:22 2020 Quant Results File: 051420S.RES

Quant Method : C:\HPCHEM\1...\051420S.M (Chemstation Integrator)  
Title : GC-PT c6-10 SOIL  
Last Update : Thu Jun 11 15:37:38 2020  
Response via : Initial Calibration  
DataAcq Meth : 120919S.M

Volume Inj. :  
Signal Phase :  
Signal Info :

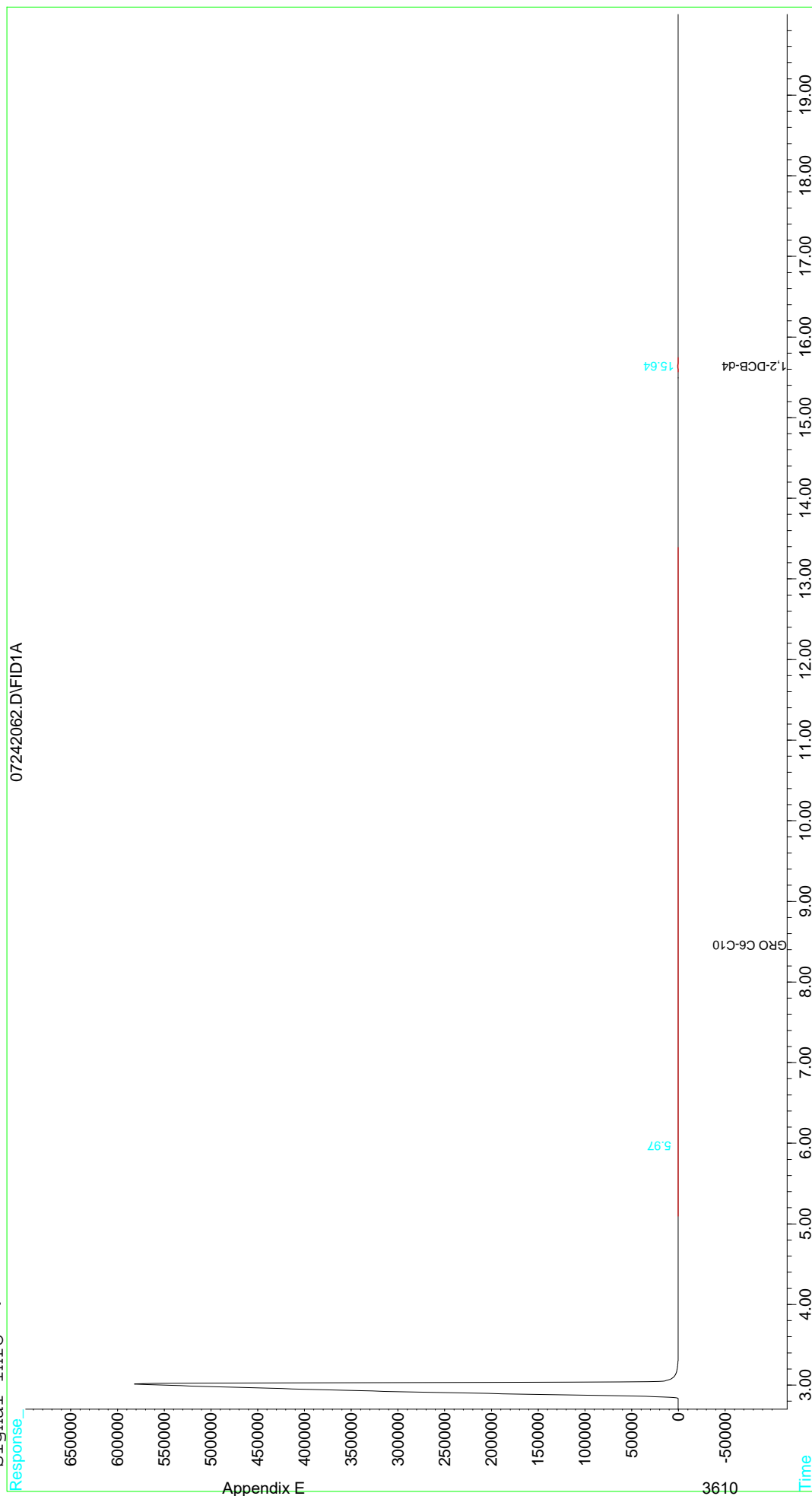
Compound	R.T.	Response	Conc Units
-----			
System Monitoring Compounds			
2) S 1,2-DCB-d4 (Surrogate)	15.64	21852	46.520 ug/KG
Target Compounds			
1) H GRO C6-C10	8.46	2265	5.868 ug/KG

Data File : C:\HPCHEM\1\DATA\072420\07242062.D  
Acq On : 25 Jul 2020 10:28 pm  
Sample : 2006583-005B  
Misc : SAMP SW\_8015S-GRO  
IntFile : GRO.E  
Quant Time: Aug 12 15:22 2020 Quant Results File: 051420S.RES

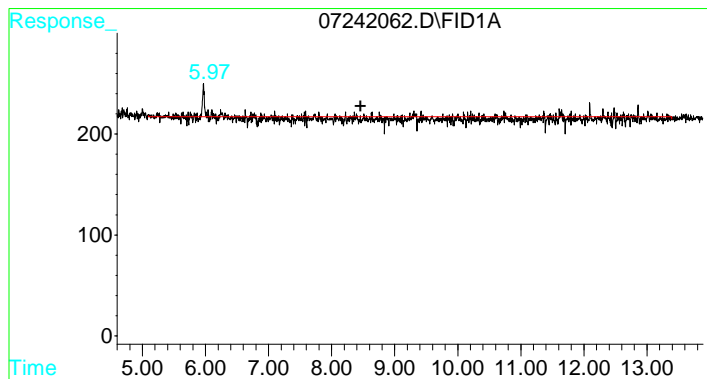
Vial: 50  
Operator: S MCQUINN  
Inst : voa8  
Multiplr: 1.00

Quant Method : C:\HPCHEM\1...\051420S.M (Chemstation Integrator)  
Title : GC-PT c6-10 SOIL  
Last Update : Thu Jun 11 15:37:38 2020  
Response via : Multiple Level Calibration  
DataAcq Meth : 120919S.M

Volume Inj. :  
Signal Phase :  
Signal Info :



Appendix E



#1 GRO C6-C10

R.T.: 8.460 min  
Delta R.T.: 0.000 min  
Response: 2265  
Conc: 5.87 ug/KG m

Data File : C:\HPCHEM\1\DATA\072420\07242063.D Vial: 51  
Acq On : 25 Jul 2020 10:59 pm Operator: S MCQUINN  
Sample : 2006583-006B Inst : voa8  
Misc : SAMP SW\_8015S-GRO Multiplr: 1.00  
IntFile : GRO.E  
Quant Time: Aug 12 15:22 2020 Quant Results File: 051420S.RES

Quant Method : C:\HPCHEM\1...\051420S.M (Chemstation Integrator)  
Title : GC-PT c6-10 SOIL  
Last Update : Thu Jun 11 15:37:38 2020  
Response via : Initial Calibration  
DataAcq Meth : 120919S.M

Volume Inj. :  
Signal Phase :  
Signal Info :

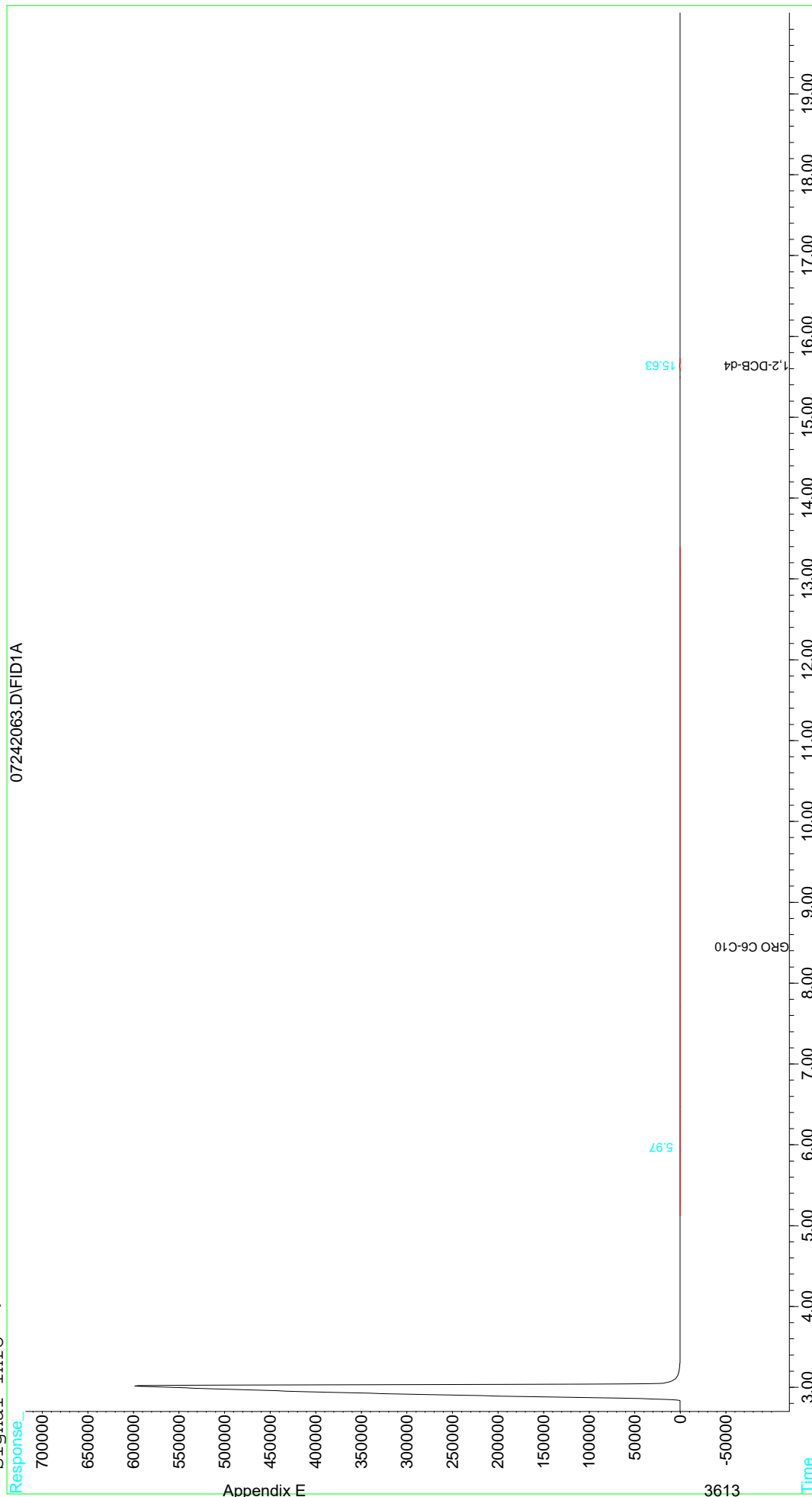
Compound	R.T.	Response	Conc Units
-----			
System Monitoring Compounds			
2) S 1,2-DCB-d4 (Surrogate)	15.64	21029	44.767 ug/KG
Target Compounds			
1) H GRO C6-C10	8.46	1168	3.027 ug/KG



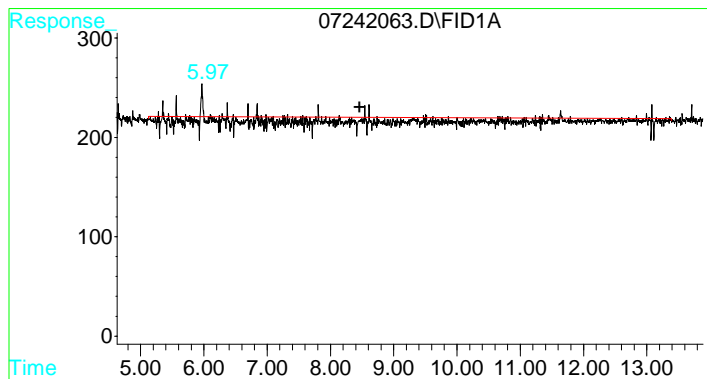
Data File : C:\HPCHEM\1\DATA\072420\07242063.D  
 Acq On : 25 Jul 2020 10:59 pm  
 Sample : 2006583-006B  
 Misc : SAMP SW\_8015S-GRO  
 IntFile : GRO.E  
 Quant Time: Aug 12 15:22 2020 Quant Results File: 051420S.RES  
 Vial: 51  
 Operator: S MCQUINN  
 Inst : voa8  
 Multiplr: 1.00

Quant Method : C:\HPCHEM\1...\051420S.M (Chemstation Integrator)  
 Title : GC-PT c6-10 SOIL  
 Last Update : Thu Jun 11 15:37:38 2020  
 Response via : Multiple Level Calibration  
 DataAcq Meth : 120919S.M

Volume Inj. :  
 Signal Phase :  
 Signal Info :



Appendix E



#1 GRO C6-C10

R.T.: 8.460 min  
Delta R.T.: 0.000 min  
Response: 1168  
Conc: 3.03 ug/KG m

Data File : C:\HPCHEM\1\DATA\072420\07242064.D Vial: 52  
Acq On : 25 Jul 2020 11:29 pm Operator: S MCQUINN  
Sample : 2006583-007B Inst : voa8  
Misc : SAMP SW\_8015S-GRO Multiplr: 1.00  
IntFile : GRO.E  
Quant Time: Aug 12 15:22 2020 Quant Results File: 051420S.RES

Quant Method : C:\HPCHEM\1...\051420S.M (Chemstation Integrator)  
Title : GC-PT c6-10 SOIL  
Last Update : Thu Jun 11 15:37:38 2020  
Response via : Initial Calibration  
DataAcq Meth : 120919S.M

Volume Inj. :  
Signal Phase :  
Signal Info :

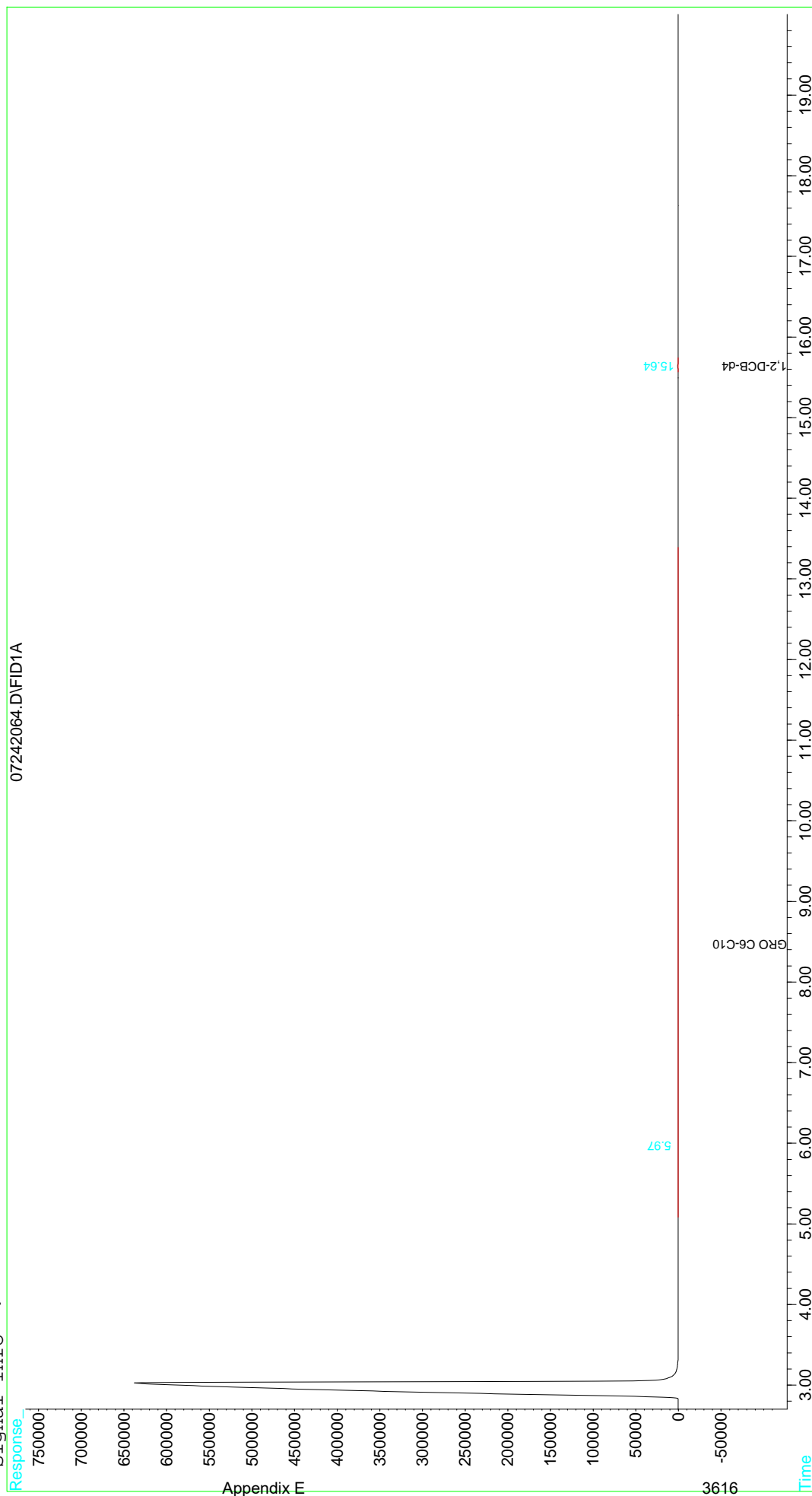
Compound	R.T.	Response	Conc Units
-----			
System Monitoring Compounds			
2) S 1,2-DCB-d4 (Surrogate)	15.64	22119	47.088 ug/KG
Target Compounds			
1) H GRO C6-C10	8.46	1126	2.917 ug/KG

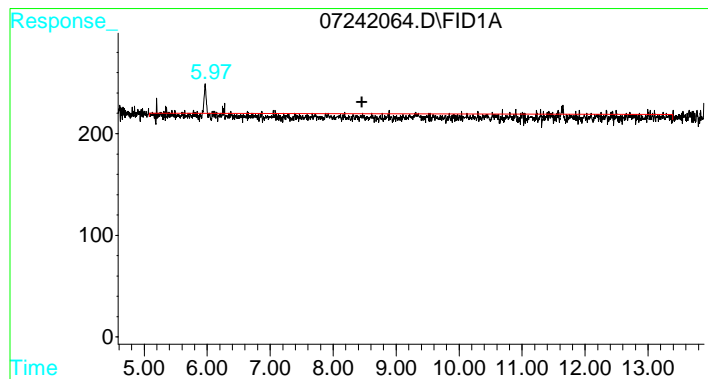
Data File : C:\HPCHEM\1\DATA\072420\07242064.D  
Acq On : 25 Jul 2020 11:29 pm  
Sample : 2006583-007B  
Misc : SAMP SW\_8015S-GRO  
IntFile : GRO.E  
Quant Time: Aug 12 15:22 2020 Quant Results File: 051420S.RES

Vial: 52  
Operator: S MCQUINN  
Inst : voa8  
Multiplr: 1.00

Quant Method : C:\HPCHEM\1...\051420S.M (Chemstation Integrator)  
Title : GC-PT c6-10 SOIL  
Last Update : Thu Jun 11 15:37:38 2020  
Response via : Multiple Level Calibration  
DataAcq Meth : 120919S.M

Volume Inj. :  
Signal Phase :  
Signal Info :





#1 GRO C6-C10

R.T.: 8.460 min  
Delta R.T.: 0.000 min  
Response: 1126  
Conc: 2.92 ug/KG m

Data File : C:\HPCHEM\1\DATA\072420\07242065.D Vial: 53  
Acq On : 25 Jul 2020 11:59 pm Operator: S MCQUINN  
Sample : 2006583-008B Inst : voa8  
Misc : SAMP SW\_8015S-GRO Multiplr: 1.00  
IntFile : GRO.E  
Quant Time: Aug 12 15:23 2020 Quant Results File: 051420S.RES

Quant Method : C:\HPCHEM\1...\051420S.M (Chemstation Integrator)  
Title : GC-PT c6-10 SOIL  
Last Update : Thu Jun 11 15:37:38 2020  
Response via : Initial Calibration  
DataAcq Meth : 120919S.M

Volume Inj. :  
Signal Phase :  
Signal Info :

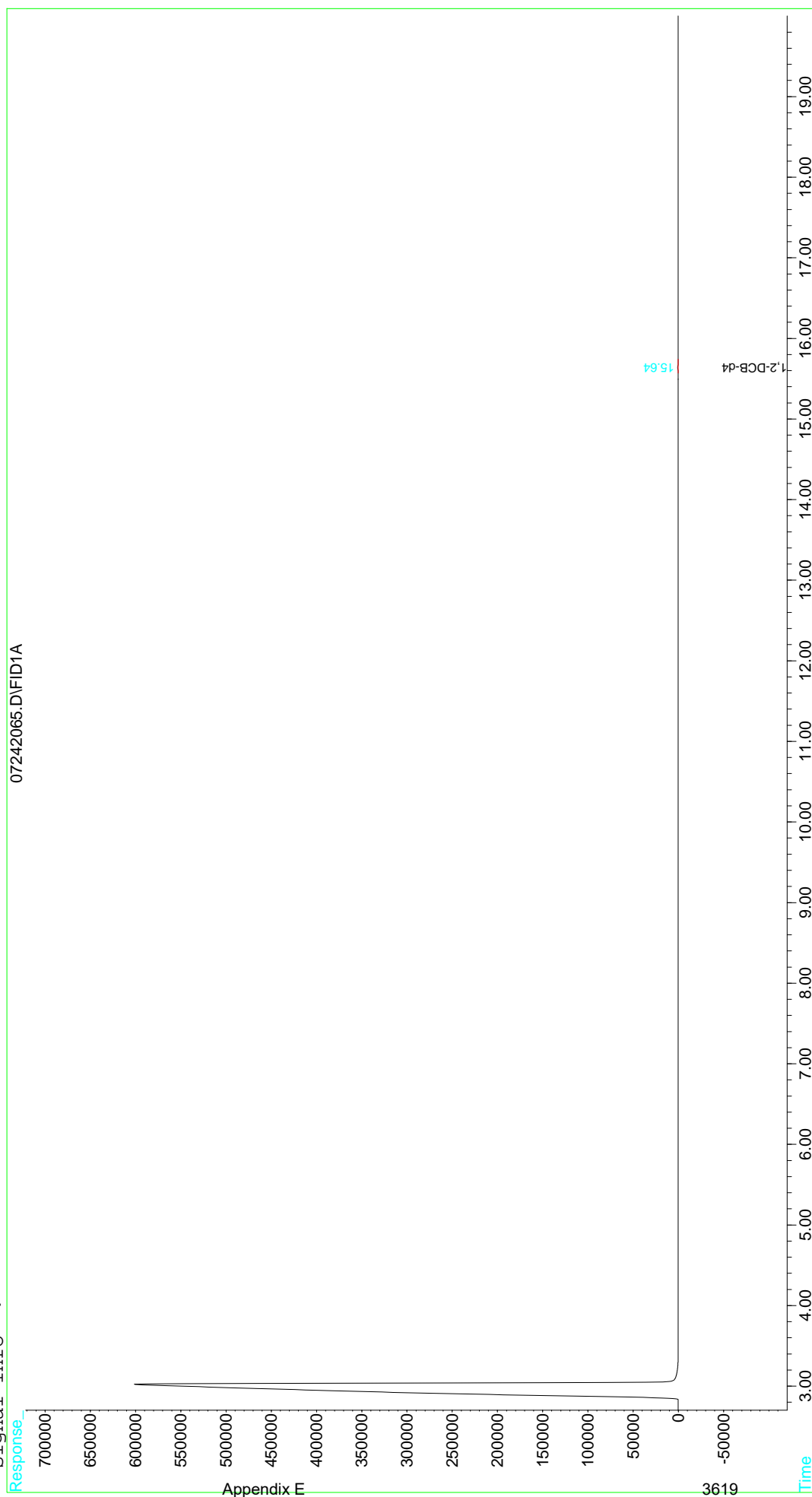
Compound	R.T.	Response	Conc Units
-----			
System Monitoring Compounds			
2) S 1,2-DCB-d4 (Surrogate)	15.64	20902	44.497 ug/KG
Target Compounds			
1) H GRO C6-C10	8.46	935	<MDL ug/KG

Data File : C:\HPCHEM\1\DATA\072420\07242065.D  
Acq On : 25 Jul 2020 11:59 pm  
Sample : 2006583-008B  
Misc : SAMP SW\_8015S-GRO  
IntFile : GRO.E  
Quant Time: Aug 12 15:23 2020 Quant Results File: 051420S.RES

Vial: 53  
Operator: S MCQUINN  
Inst : voa8  
Multiplr: 1.00

Quant Method : C:\HPCHEM\1...\051420S.M (Chemstation Integrator)  
Title : GC-PT c6-10 SOIL  
Last Update : Thu Jun 11 15:37:38 2020  
Response via : Multiple Level Calibration  
DataAcq Meth : 120919S.M

Volume Inj. :  
Signal Phase :  
Signal Info :



Data File : C:\HPCHEM\1\DATA\072420\07242066.D Vial: 54  
Acq On : 26 Jul 2020 12:28 am Operator: S MCQUINN  
Sample : 2006583-009B Inst : voa8  
Misc : SAMP SW\_8015S-GRO Multiplr: 1.00  
IntFile : GRO.E  
Quant Time: Aug 12 15:23 2020 Quant Results File: 051420S.RES

Quant Method : C:\HPCHEM\1...\051420S.M (Chemstation Integrator)  
Title : GC-PT c6-10 SOIL  
Last Update : Thu Jun 11 15:37:38 2020  
Response via : Initial Calibration  
DataAcq Meth : 120919S.M

Volume Inj. :  
Signal Phase :  
Signal Info :

Compound	R.T.	Response	Conc Units
-----			
System Monitoring Compounds			
2) S 1,2-DCB-d4 (Surrogate)	15.64	23427	49.872 ug/KG
Target Compounds			
1) H GRO C6-C10	8.46	7847	20.327 ug/KG

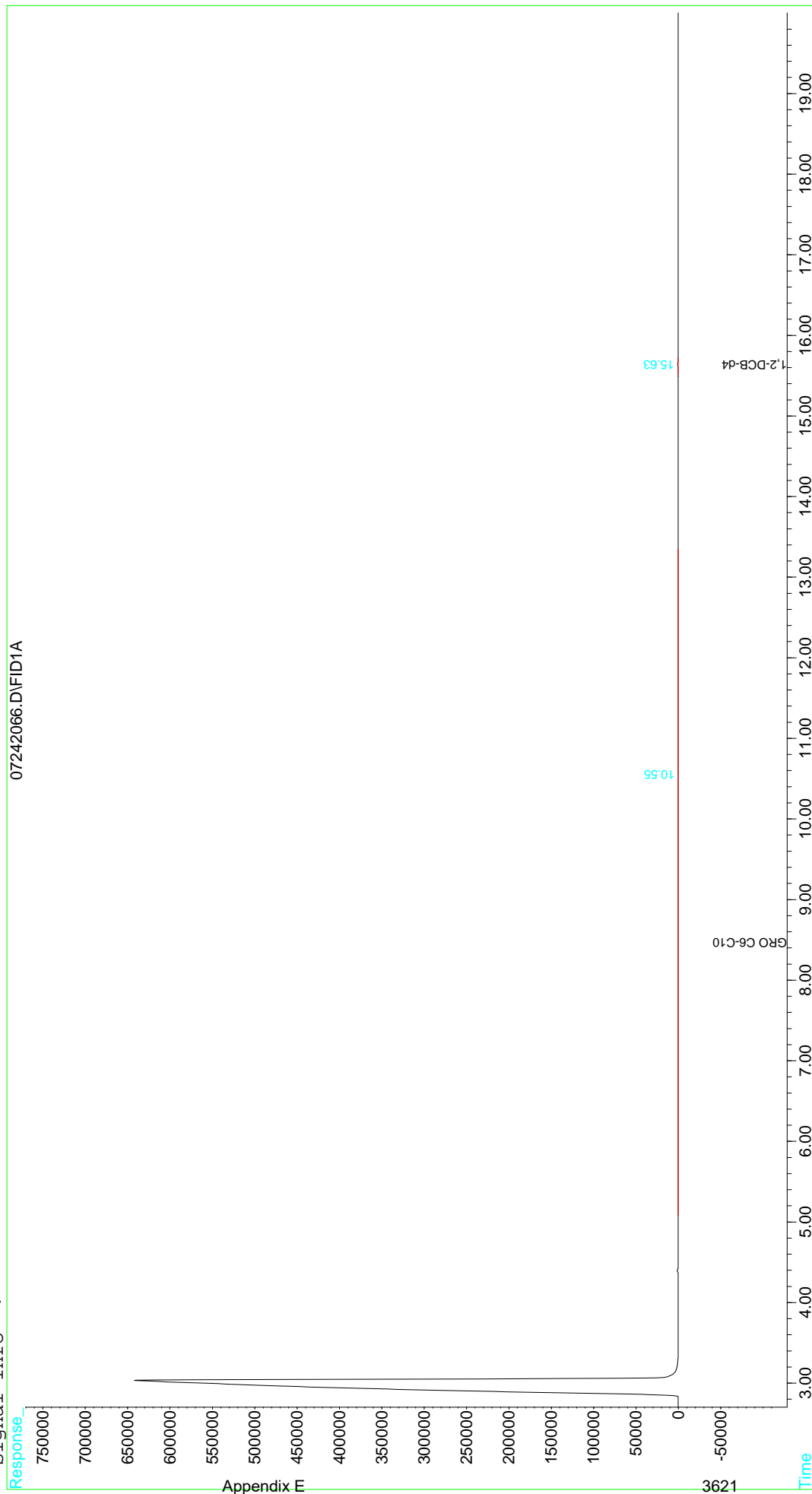


Data File : C:\HPCHEM\1\DATA\072420\07242066.D  
Acq On : 26 Jul 2020 12:28 am  
Sample : 2006583-009B  
Misc : SAMP SW\_8015S-GRO  
IntFile : GRO.E  
Quant Time: Aug 12 15:23 2020 Quant Results File: 051420S.RES

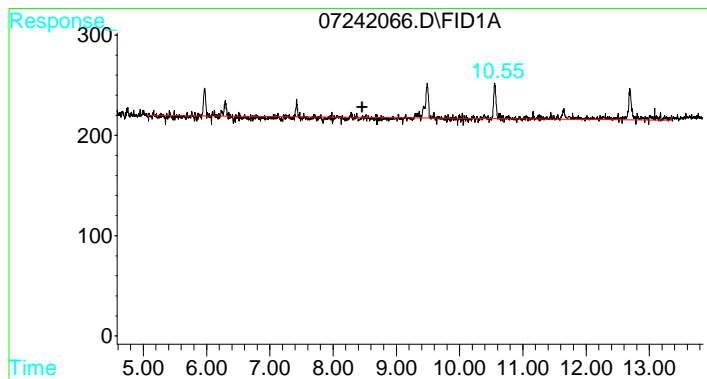
Vial: 54  
Operator: S MCQUINN  
Inst : voa8  
Multiplr: 1.00

Quant Method : C:\HPCHEM\1...\051420S.M (Chemstation Integrator)  
Title : GC-PT c6-10 SOIL  
Last Update : Thu Jun 11 15:37:38 2020  
Response via : Multiple Level Calibration  
DataAcq Meth : 120919S.M

Volume Inj. :  
Signal Phase :  
Signal Info :



Appendix E



#1 GRO C6-C10

R.T.: 8.460 min  
Delta R.T.: 0.000 min  
Response: 7847  
Conc: 20.33 ug/KG m

Data File : C:\HPCHEM\1\DATA\072420\07242067.D Vial: 55  
Acq On : 26 Jul 2020 12:58 am Operator: S MCQUINN  
Sample : 2006583-010B Inst : voa8  
Misc : SAMP SW\_8015S-GRO Multiplr: 1.00  
IntFile : GRO.E  
Quant Time: Aug 12 15:23 2020 Quant Results File: 051420S.RES

Quant Method : C:\HPCHEM\1...\051420S.M (Chemstation Integrator)  
Title : GC-PT c6-10 SOIL  
Last Update : Thu Jun 11 15:37:38 2020  
Response via : Initial Calibration  
DataAcq Meth : 120919S.M

Volume Inj. :  
Signal Phase :  
Signal Info :

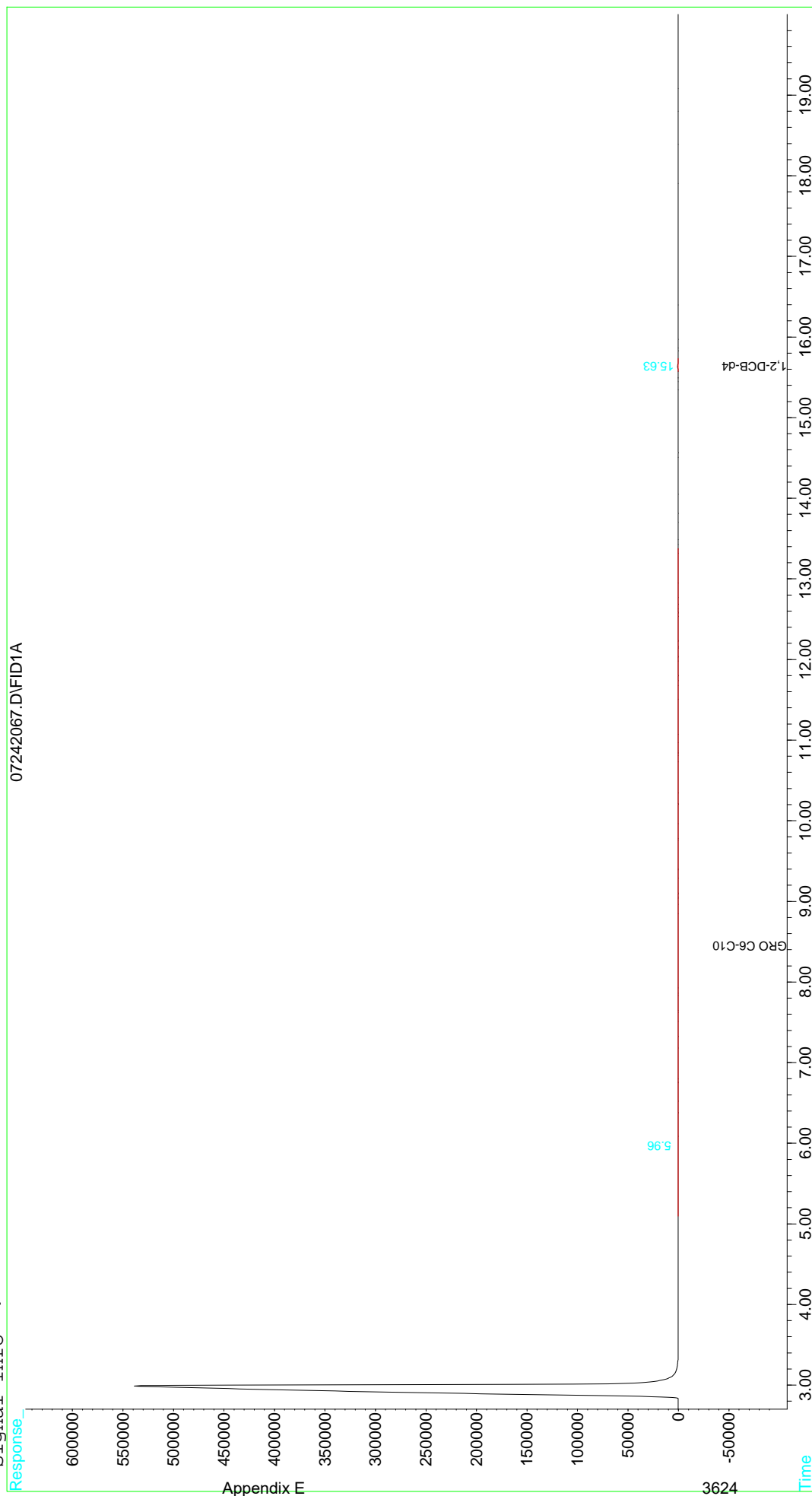
Compound	R.T.	Response	Conc Units
-----			
System Monitoring Compounds			
2) S 1,2-DCB-d4 (Surrogate)	15.63	22753	48.437 ug/KG
Target Compounds			
1) H GRO C6-C10	8.46	1530	3.964 ug/KG

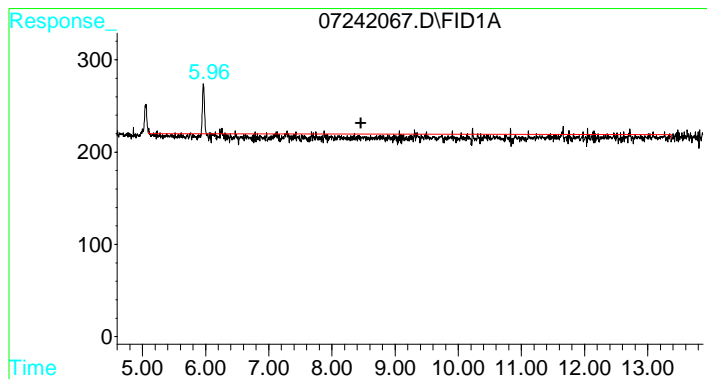
Data File : C:\HPCHEM\1\DATA\072420\07242067.D  
Acq On : 26 Jul 2020 12:58 am  
Sample : 2006583-010B  
Misc : SAMP SW\_8015S-GRO  
IntFile : GRO.E  
Quant Time: Aug 12 15:23 2020 Quant Results File: 051420S.RES

Vial: 55  
Operator: S MCQUINN  
Inst : voa8  
Multiplr: 1.00

Quant Method : C:\HPCHEM\1...\051420S.M (Chemstation Integrator)  
Title : GC-PT c6-10 SOIL  
Last Update : Thu Jun 11 15:37:38 2020  
Response via : Multiple Level Calibration  
DataAcq Meth : 120919S.M

Volume Inj. :  
Signal Phase :  
Signal Info :





#1 GRO C6-C10

R.T.: 8.460 min  
Delta R.T.: 0.000 min  
Response: 1530  
Conc: 3.96 ug/KG m

Data File : C:\HPCHEM\1\DATA\072420\07242068.D Vial: 52  
Acq On : 26 Jul 2020 1:28 am Operator: S MCQUINN  
Sample : 2006583-010BMS Inst : voa8  
Misc : MS SW\_8015S-GRO Multiplr: 1.00  
IntFile : GRO.E  
Quant Time: Aug 12 15:24 2020 Quant Results File: 051420S.RES

Quant Method : C:\HPCHEM\1...\051420S.M (Chemstation Integrator)  
Title : GC-PT c6-10 SOIL  
Last Update : Thu Jun 11 15:37:38 2020  
Response via : Initial Calibration  
DataAcq Meth : 120919S.M

Volume Inj. :  
Signal Phase :  
Signal Info :

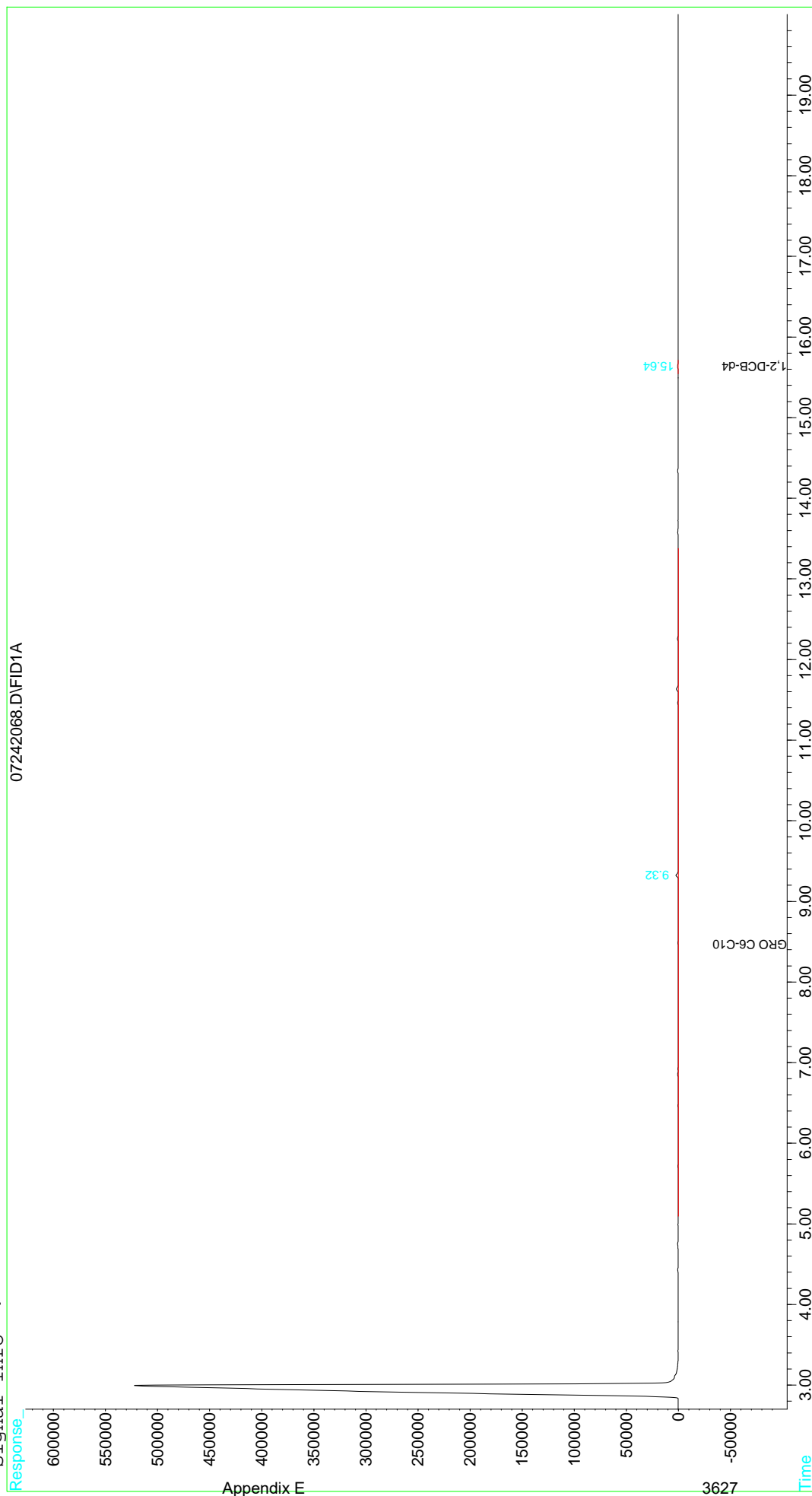
Compound	R.T.	Response	Conc Units
-----			
System Monitoring Compounds			
2) S 1,2-DCB-d4 (Surrogate)	15.64	21346	45.443 ug/KG
Target Compounds			
1) H GRO C6-C10	8.46	407144	1054.750 ug/KG

Data File : C:\HPCHEM\1\DATA\072420\07242068.D  
Acq On : 26 Jul 2020 1:28 am  
Sample : 2006583-010BMS  
Misc : MS SW\_8015S-GRO  
IntFile : GRO.E  
Quant Time: Aug 12 15:24 2020 Quant Results File: 051420S.RES

Vial: 52  
Operator: S MCQUINN  
Inst : voa8  
Multiplr: 1.00

Quant Method : C:\HPCHEM\1...\051420S.M (Chemstation Integrator)  
Title : GC-PT c6-10 SOIL  
Last Update : Thu Jun 11 15:37:38 2020  
Response via : Multiple Level Calibration  
DataAcq Meth : 120919S.M

Volume Inj. :  
Signal Phase :  
Signal Info :



Data File : C:\HPCHEM\1\DATA\072420\07242069.D Vial: 53  
Acq On : 26 Jul 2020 1:58 am Operator: S MCQUINN  
Sample : 2006583-010BMSD Inst : voa8  
Misc : MSD SW\_8015S-GRO Multiplr: 1.00  
IntFile : GRO.E  
Quant Time: Aug 12 15:24 2020 Quant Results File: 051420S.RES

Quant Method : C:\HPCHEM\1...\051420S.M (Chemstation Integrator)  
Title : GC-PT c6-10 SOIL  
Last Update : Thu Jun 11 15:37:38 2020  
Response via : Initial Calibration  
DataAcq Meth : 120919S.M

Volume Inj. :  
Signal Phase :  
Signal Info :

Compound	R.T.	Response	Conc Units
-----			
System Monitoring Compounds			
2) S 1,2-DCB-d4 (Surrogate)	15.64	21056	44.826 ug/KG
Target Compounds			
1) H GRO C6-C10	8.46	406264	1052.471 ug/KG

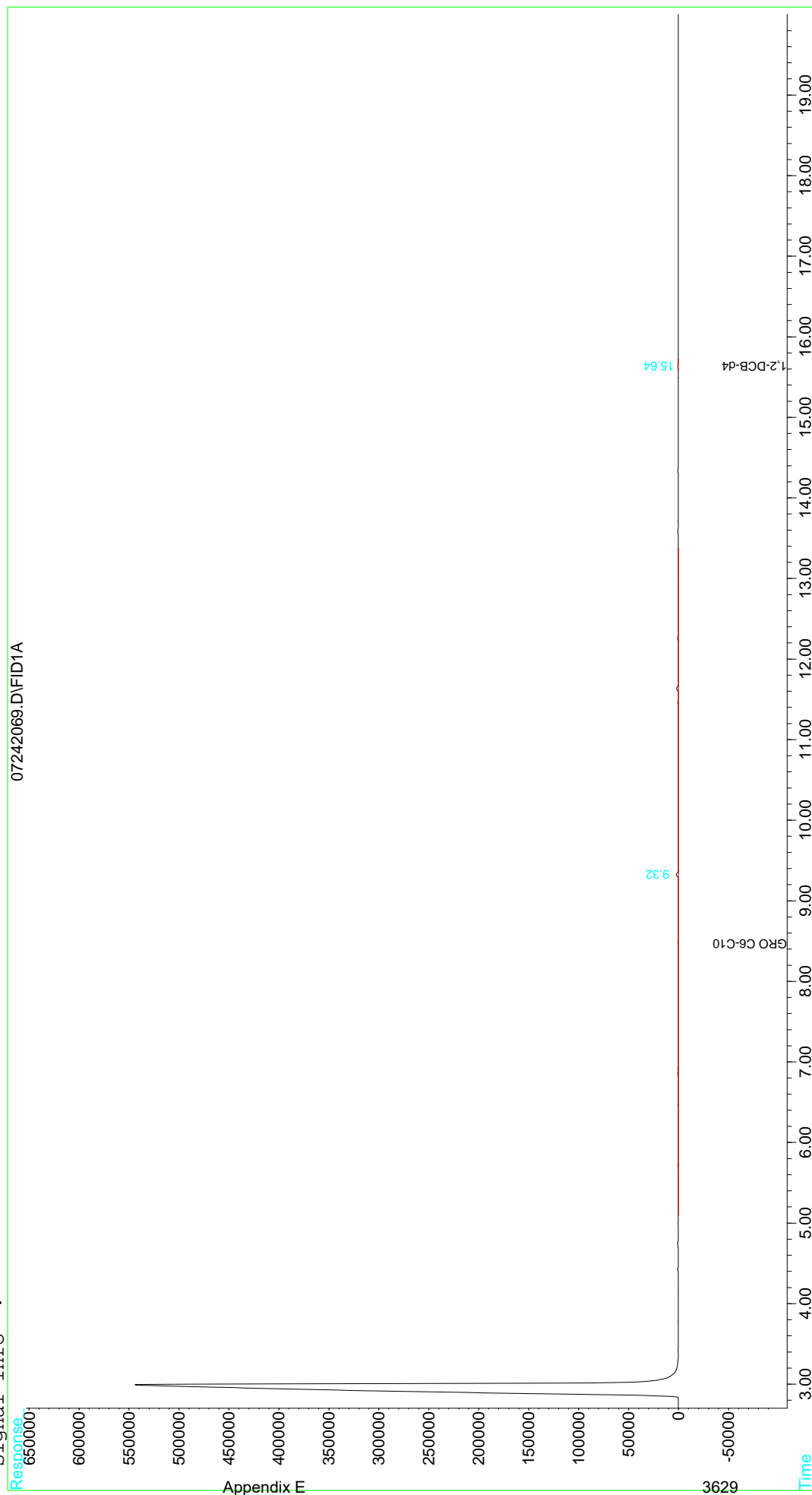


Data File : C:\HPCHEM\1\DATA\072420\07242069.D  
Acq On : 26 Jul 2020 1:58 am  
Sample : 2006583-010BMSD  
Misc : MSD SW\_8015S-GRO  
IntFile : GRO.E  
Quant Time: Aug 12 15:24 2020 Quant Results File: 051420S.RES

Vial: 53  
Operator: S MCQUINN  
Inst : voa8  
Multiplr: 1.00

Quant Method : C:\HPCHEM\1...\051420S.M (Chemstation Integrator)  
Title : GC-PT c6-10 SOIL  
Last Update : Thu Jun 11 15:37:38 2020  
Response via : Multiple Level Calibration  
DataAcq Meth : 120919S.M

Volume Inj. :  
Signal Phase :  
Signal Info :



Data File : C:\HPCHEM\1\DATA\072420\07242070.D Vial: 30  
Acq On : 26 Jul 2020 2:28 am Operator: S MCQUINN  
Sample : VOA8 CCVE 072520 Inst : voa8  
Misc : CCVE SW\_8015S-GRO Multiplr: 1.00  
IntFile : GRO.E

Method : C:\HPCHEM\1\METHODS\2019\051420S.M (Chemstation Integrator)  
Title : GC-PT c6-10 SOIL  
Last Update : Thu Jun 11 15:37:38 2020  
Response via : Multiple Level Calibration

Min. RRF : 0.000 Min. Rel. Area : 50% Max. R.T. Dev 0.50min  
Max. RRF Dev : 15% Max. Rel. Area : 150%

	Compound	Amount	Calc.	%Dev	Area%	Dev(min)
1 H	GRO C6-C10	2000.000	1998.231	0.1	100	0.00
2 S	1,2-DCB-d4 (Surrogate)	50.000	46.176	7.6	94	0.00

Data File : C:\HPCHEM\1\DATA\072420\07242070.D Vial: 30  
Acq On : 26 Jul 2020 2:28 am Operator: S MCQUINN  
Sample : VOA8 CCVE 072520 Inst : voa8  
Misc : CCVE SW\_8015S-GRO Multiplr: 1.00  
IntFile : GRO.E

Method : C:\HPCHEM\1\METHODS\2019\051420S.M (Chemstation Integrator)  
Title : GC-PT c6-10 SOIL  
Last Update : Thu Jun 11 15:37:38 2020  
Response via : Multiple Level Calibration

Min. RRF : 0.000 Min. Rel. Area : 50% Max. R.T. Dev 0.50min  
Max. RRF Dev : 15% Max. Rel. Area : 150%

Compound	Amount	Calc.	%Dev	Area%	Dev(min)
----------	--------	-------	------	-------	----------

---

Data File : C:\HPCHEM\1\DATA\072420\07242070.D Vial: 30  
Acq On : 26 Jul 2020 2:28 am Operator: S MCQUINN  
Sample : VOA8 CCVE 072520 Inst : voa8  
Misc : CCVE SW\_8015S-GRO Multiplr: 1.00  
IntFile : GRO.E  
Quant Time: Aug 12 15:25 2020 Quant Results File: 051420S.RES

Quant Method : C:\HPCHEM\1...\051420S.M (Chemstation Integrator)  
Title : GC-PT c6-10 SOIL  
Last Update : Thu Jun 11 15:37:38 2020  
Response via : Initial Calibration  
DataAcq Meth : 120919S.M

Volume Inj. :  
Signal Phase :  
Signal Info :

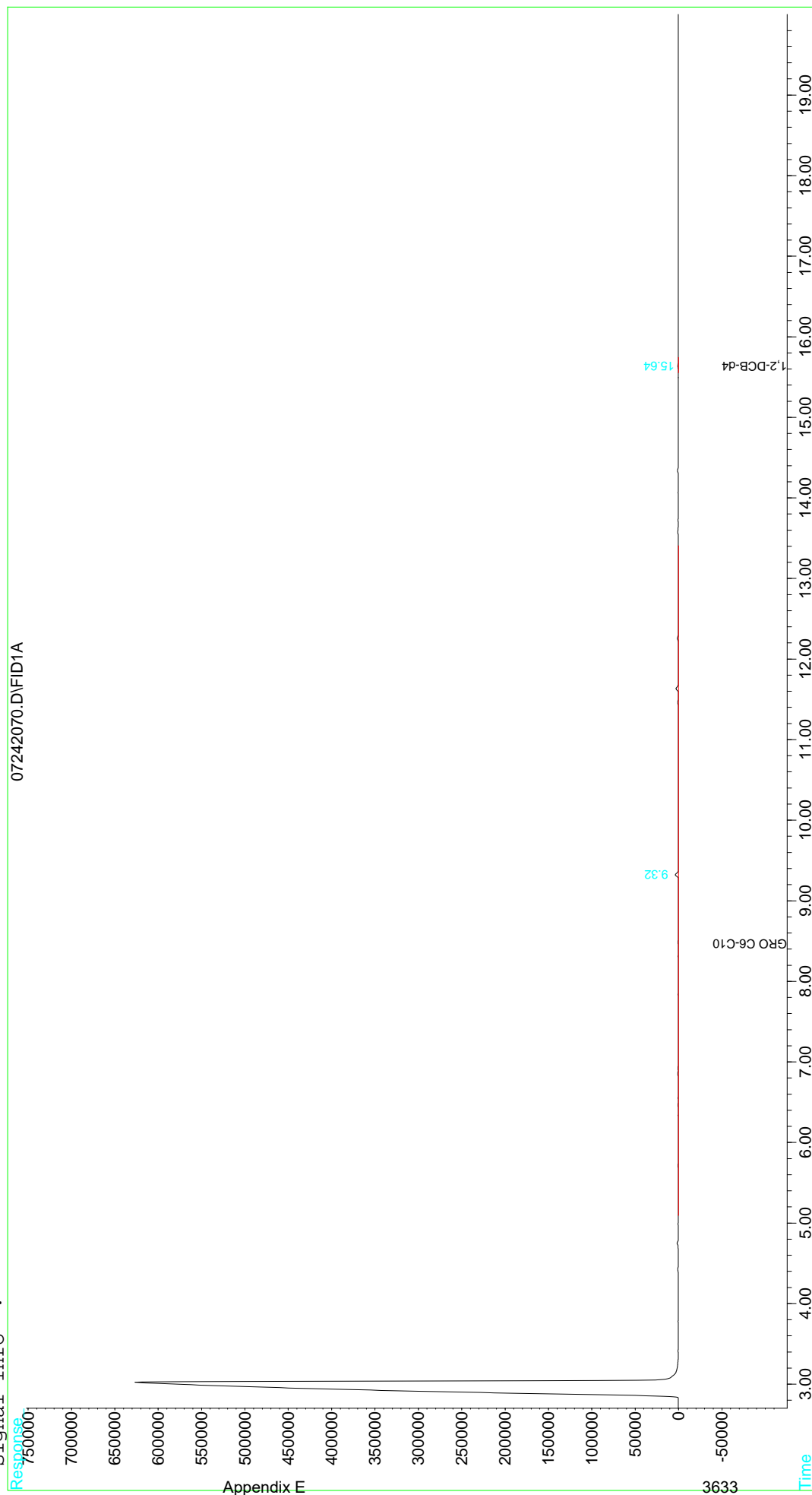
Compound	R.T.	Response	Conc Units
-----			
System Monitoring Compounds			
2) S 1,2-DCB-d4 (Surrogate)	15.64	21691	46.176 ug/KGm
Target Compounds			
1) H GRO C6-C10	8.46	771336	1998.231 ug/KG

Data File : C:\HPCHEM\1\DATA\072420\07242070.D  
Acq On : 26 Jul 2020 2:28 am  
Sample : VOA8 CCVE 072520  
Misc : CCVE SW\_8015S-GRO  
IntFile : GRO.E  
Quant Time: Aug 12 15:25 2020 Quant Results File: 051420S.RES

Vial: 30  
Operator: S MCQUINN  
Inst : voa8  
Multiplr: 1.00

Quant Method : C:\HPCHEM\1...\051420S.M (Chemstation Integrator)  
Title : GC-PT c6-10 SOIL  
Last Update : Thu Jun 11 15:37:38 2020  
Response via : Multiple Level Calibration  
DataAcq Meth : 120919S.M

Volume Inj. :  
Signal Phase :  
Signal Info :



## Injection Log

Directory: C:\HPCHEM\1\DATA\051420

Line	Vial	FileName	Multiplier	SampleName	Misc Info	Injected
1	2	05142000.d	1.	cleaning		14 May 2020 15:47
2	3	05142001.d	1.	cleaning		14 May 2020 16:17
3	3	05142002.d	1.	GRO Window 051420		14 May 2020 16:46
4	4	05142003.d	1.	GRO Window 051420		14 May 2020 17:16
5	4	05142004.d	1.	cleaning		14 May 2020 17:46
6	3	05142005.d	1.	VOA8 CCB 051420	CCB SW_8015S-GRO	14 May 2020 18:16
7	23	05142006.d	1.	VOA8 40 ICAL 051420	ICAL7SW_8015S-GRO	14 May 2020 18:45
8	24	05142007.d	1.	VOA8 100 ICAL 051420	ICAL1SW_8015S-GRO	14 May 2020 19:15
9	25	05142008.d	1.	VOA8 500 ICAL 051420	ICAL2SW_8015S-GRO	14 May 2020 19:45
10	26	05142009.d	1.	VOA8 1000 ICAL 051420	ICAL3SW_8015S-GRO	14 May 2020 20:14
11	27	05142010.d	1.	VOA8 2000 ICAL 051420	ICAL4SW_8015S-GRO	14 May 2020 20:44
12	28	05142011.d	1.	VOA8 5000 ICAL 051420	ICAL5SW_8015S-GRO	14 May 2020 21:14
13	29	05142012.d	1.	VOA8 10000 ICAL 051420	ICAL6SW_8015S-GRO	14 May 2020 21:44
14	40	05142013.d	1.	RINSE	DO NOT USE	14 May 2020 22:13
15	30	05142014.d	1.	VOA8 ICV 051420	ICV SW_8015S-GRO	14 May 2020 22:43
16	30	05142015.d	1.	VOA8 LCS 051420	LCS SW_8015S-GRO	14 May 2020 23:13
17	31	05142016.d	1.	VOA8 LCSD 051420	LCSD SW_8015S-GRO	14 May 2020 23:43
18	32	05142017.d	1.	VOA8 RLVS 051420	RLVS SW_8015S-GRO	15 May 2020 00:13
19	3	05142018.d	1.	VOA8 MBLK 051420	MBLK SW_8015S-GRO	15 May 2020 00:43
20	34	05142019.d	1.	PT SAMPLE 100X	SAMP SW_8015S-GRO	15 May 2020 01:13
21	40	05142020.d	1.	RINSE	DO NOT USE	15 May 2020 01:42
22	35	05142021.d	1.	PT SAMPLE 50X	SAMP SW_8015S-GRO	15 May 2020 02:13
23	40	05142022.d	1.	RINSE	DO NOT USE	15 May 2020 02:43
24	30	05142023.d	1.	VOA8 CCVE 051420	CCVE SW_8015S-GRO	15 May 2020 03:12
25	40	05142024.d	1.	RINSE	DO NOT USE	15 May 2020 03:42
26	41	05142025.d	1.	RINSE	DO NOT USE	15 May 2020 04:12
27	42	05142026.d	1.	RINSE	DO NOT USE	15 May 2020 04:42
28	43	05142027.d	1.	RINSE	DO NOT USE	15 May 2020 05:12

Method : C:\HPCHEM\1\METHODS\2019\051420S.M (Chemstation Integrator)  
Title : GC-PT c6-10 SOIL  
Last Update : Fri May 15 09:54:41 2020

## Calibration Files

100 =05142007.D 500 =05142008.D 1000 =05142009.D  
2000 =05142010.D 5000 =05142011.D HIGH =05142012.D

	Compound	100	500	1000	2000	5000	HIGH	Avg		%RSD
1) H	GRO C6-C10	3.443	4.091	4.020	3.847	3.850	3.721	3.860	E2	5.87
2) S	1,2-DCB-d4 (Surroga	5.491	4.871	5.907	4.591	4.748	4.678	5.397	E2	19.30

(#) = Out of Range ### Number of calibration levels exceeded format ###

051420S.M Fri May 15 10:40:06 2020

Method : C:\HPCHEM\1\METHODS\2019\051420S.M (Chemstation Integrator)  
Title : GC-PT c6-10 SOIL  
Last Update : Fri May 15 09:54:41 2020  
Response via : Initial Calibration  
Total Cpnds : 2

PK#	Type	Compound Name	Exp_RT	Rel_RT	Cal	A/H	ID
1	H	GRO C6-C10	8.46	1.000	A	A	R
2	S	1,2-DCB-d4 (Surrogate)	15.64	1.000	LO	A	B

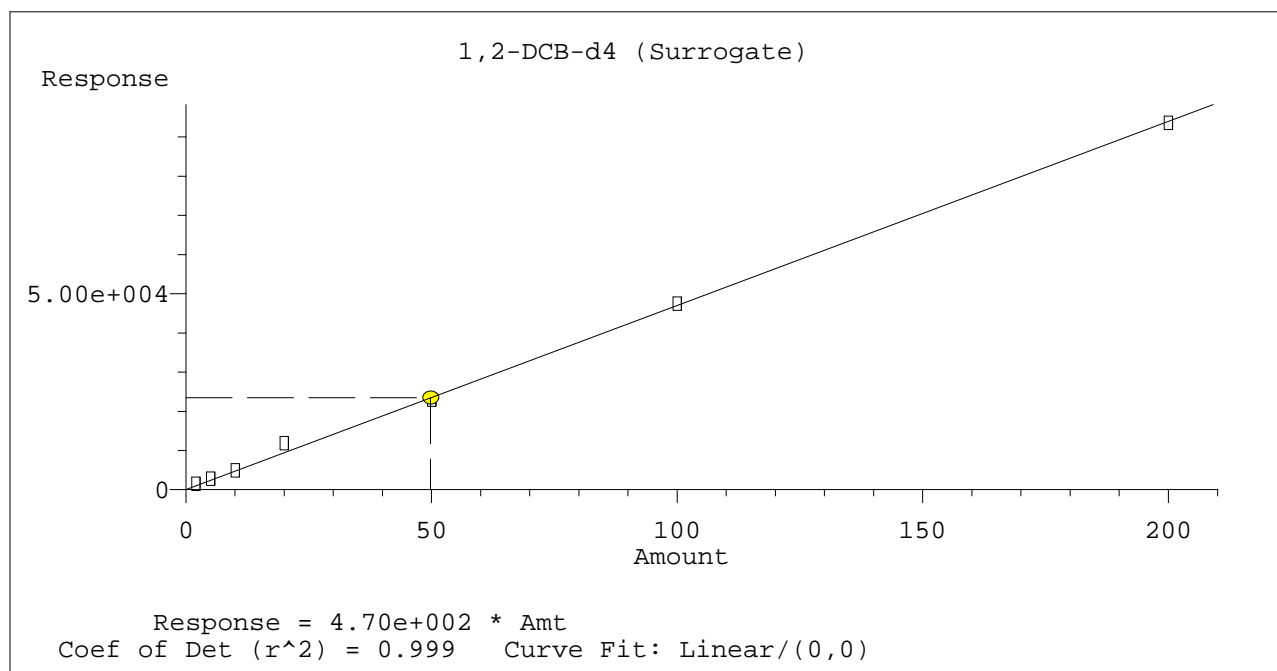
Cal A = Average L = Linear LO = Linear w/origin Q = Quad QO = Quad w/origin

A/H = Area or Height

ID R = R.T. B = R.T. & Q Q = Qvalue L = Largest A = All

051420S.M Fri May 15 10:40:18 2020





Data File : C:\HPCHEM\1\DATA\051420\05142005.D Vial: 3  
Acq On : 14 May 2020 6:16 pm Operator: S MCQUINN  
Sample : VOA8 CCB 051420 Inst : voa8  
Misc : CCB SW\_8015S-GRO Multiplr: 1.00  
IntFile : GRO.E  
Quant Time: May 15 9:32 2020 Quant Results File: 051420S.RES

Quant Method : C:\HPCHEM\1...\051420S.M (Chemstation Integrator)  
Title : GC-PT c6-10 SOIL  
Last Update : Fri May 15 09:31:59 2020  
Response via : Initial Calibration  
DataAcq Meth : 051420S.M

Volume Inj. :  
Signal Phase :  
Signal Info :

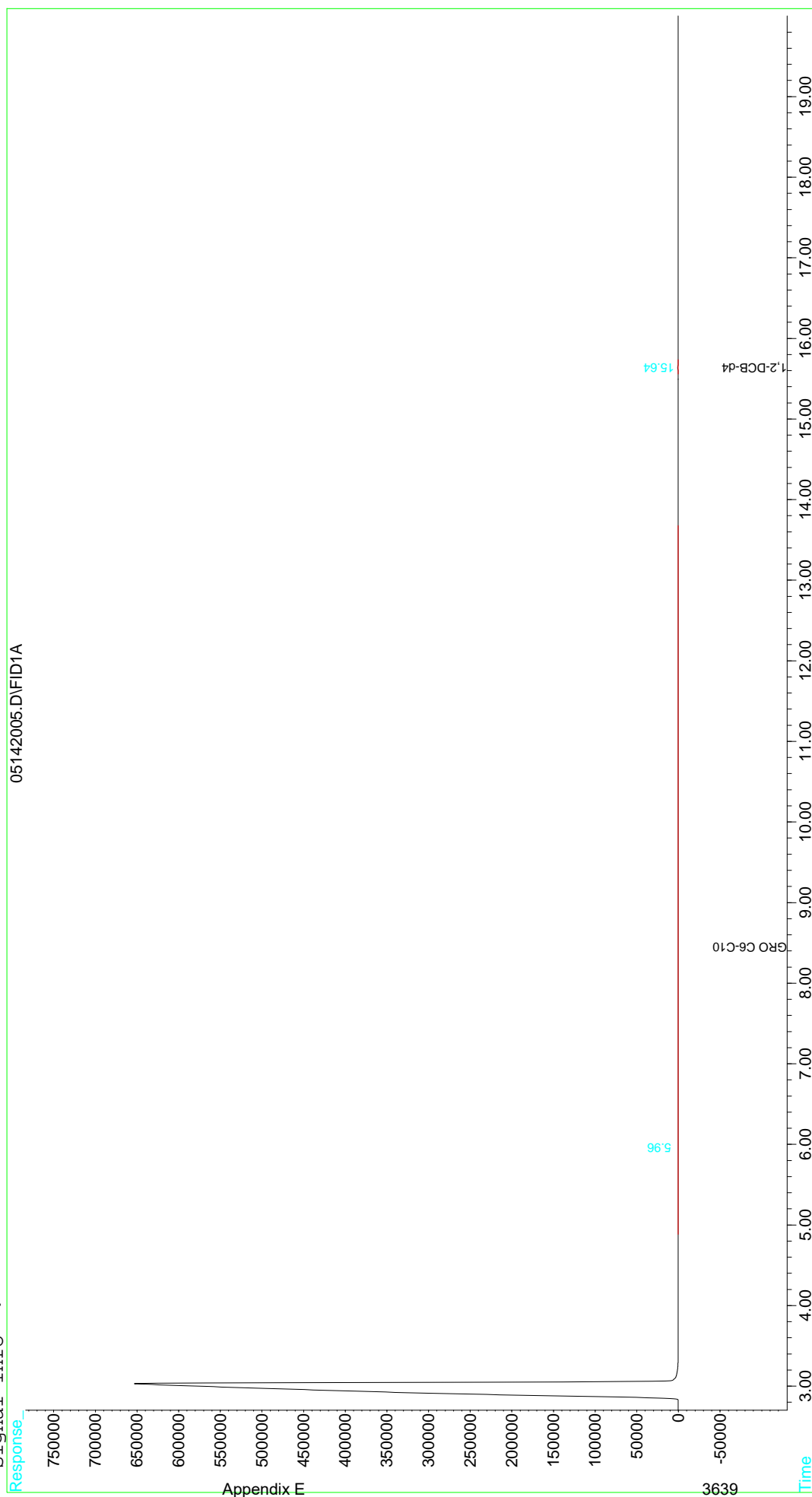
Compound	R.T.	Response	Conc Units
-----			
System Monitoring Compounds			
2) S 1,2-DCB-d4 (Surrogate)	15.64	22424	54.411 ug/KG
Target Compounds			
1) H GRO C6-C10	8.46	513	1.509 ug/KG

Data File : C:\HPCHEM\1\DATA\051420\05142005.D  
Acq On : 14 May 2020 6:16 pm  
Sample : VOA8 CCB 051420  
Misc : CCB SW\_8015S-GRO  
IntFile : GRO.E  
Quant Time: May 15 9:32 2020 Quant Results File: 051420S.RES

Vial: 3  
Operator: S MCQUINN  
Inst : voa8  
Multiplr: 1.00

Quant Method : C:\HPCHEM\1...\051420S.M (Chemstation Integrator)  
Title : GC-PT c6-10 SOIL  
Last Update : Fri May 15 09:31:59 2020  
Response via : Multiple Level Calibration  
DataAcq Meth : 051420S.M

Volume Inj. :  
Signal Phase :  
Signal Info :



Appendix E

Data File : C:\HPCHEM\1\DATA\051420\05142006.D Vial: 23  
Acq On : 14 May 2020 6:45 pm Operator: S MCQUINN  
Sample : VOA8 40 ICAL 051420 Inst : voa8  
Misc : ICAL7SW\_8015S-GRO Multiplr: 1.00  
IntFile : GRO.E  
Quant Time: May 15 9:54 2020 Quant Results File: 051420S.RES

Quant Method : C:\HPCHEM\1...\051420S.M (Chemstation Integrator)  
Title : GC-PT c6-10 SOIL  
Last Update : Fri May 15 09:31:59 2020  
Response via : Initial Calibration  
DataAcq Meth : 051420S.M

Volume Inj. :  
Signal Phase :  
Signal Info :

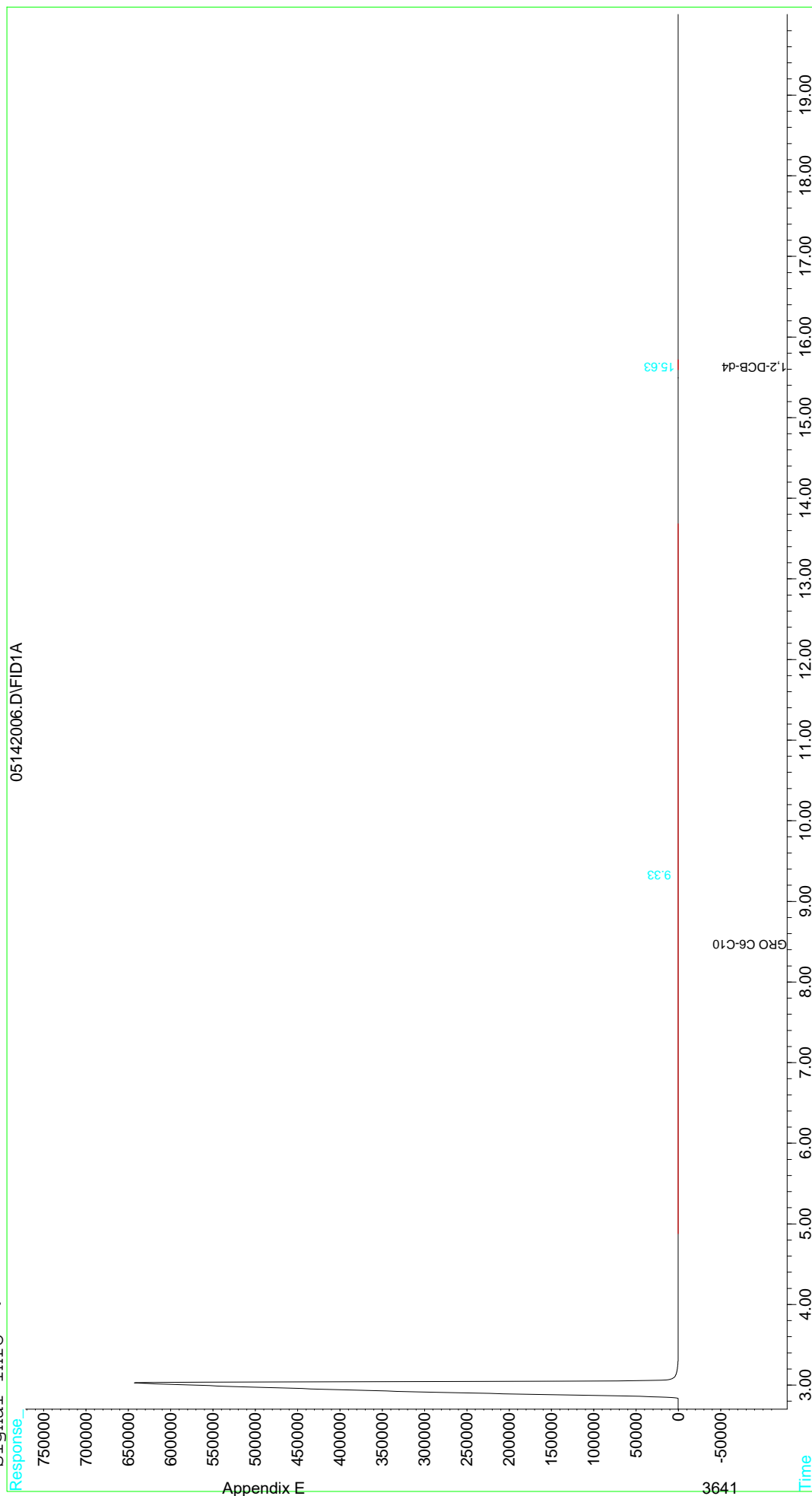
Compound	R.T.	Response	Conc Units
-----			
System Monitoring Compounds			
2) S 1,2-DCB-d4 (Surrogate)	15.63	1498	3.635 ug/KGm
Target Compounds			
1) H GRO C6-C10	8.46	16197	47.671 ug/KG

Data File : C:\HPCHEM\1\DATA\051420\05142006.D  
Acq On : 14 May 2020 6:45 pm  
Sample : VOA8 40 ICAL 051420  
Misc : ICAL7SW\_8015S-GRO  
IntFile : GRO.E  
Quant Time: May 15 9:54 2020 Quant Results File: 051420S.RES

Vial: 23  
Operator: S MCQUINN  
Inst : voa8  
Multiplr: 1.00

Quant Method : C:\HPCHEM\1...\051420S.M (Chemstation Integrator)  
Title : GC-PT c6-10 SOIL  
Last Update : Fri May 15 09:31:59 2020  
Response via : Multiple Level Calibration  
DataAcq Meth : 051420S.M

Volume Inj. :  
Signal Phase :  
Signal Info :



Data File : C:\HPCHEM\1\DATA\051420\05142007.D Vial: 24  
Acq On : 14 May 2020 7:15 pm Operator: S MCQUINN  
Sample : VOA8 100 ICAL 051420 Inst : voa8  
Misc : ICAL1SW\_8015S-GRO Multiplr: 1.00  
IntFile : GRO.E  
Quant Time: May 15 9:53 2020 Quant Results File: 051420S.RES

Quant Method : C:\HPCHEM\1...\051420S.M (Chemstation Integrator)  
Title : GC-PT c6-10 SOIL  
Last Update : Fri May 15 09:31:59 2020  
Response via : Initial Calibration  
DataAcq Meth : 051420S.M

Volume Inj. :  
Signal Phase :  
Signal Info :

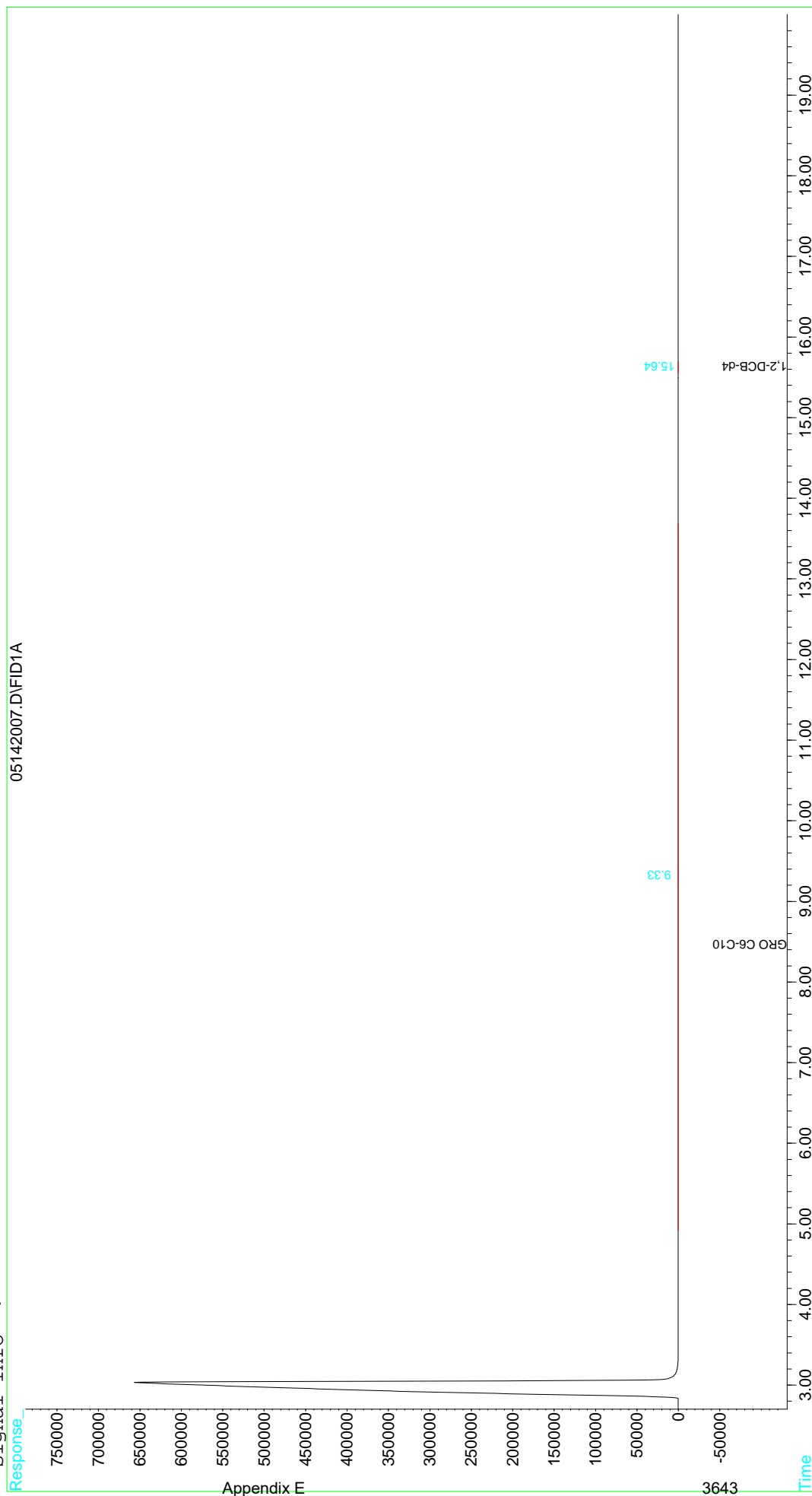
Compound	R.T.	Response	Conc Units
-----			
System Monitoring Compounds			
2) S 1,2-DCB-d4 (Surrogate)	15.64	2746	6.662 ug/KGm
Target Compounds			
1) H GRO C6-C10	8.46	34430	101.332 ug/KG

Data File : C:\HPCHEM\1\DATA\051420\05142007.D  
Acq On : 14 May 2020 7:15 pm  
Sample : VOA8 100 ICAL 051420  
Misc : ICAL1SW\_8015S-GRO  
IntFile : GRO.E  
Quant Time: May 15 9:53 2020 Quant Results File: 051420S.RES

Vial: 24  
Operator: S MCQUINN  
Inst : voa8  
Multiplr: 1.00

Quant Method : C:\HPCHEM\1...\051420S.M (Chemstation Integrator)  
Title : GC-PT c6-10 SOIL  
Last Update : Fri May 15 09:31:59 2020  
Response via : Multiple Level Calibration  
DataAcq Meth : 051420S.M

Volume Inj. :  
Signal Phase :  
Signal Info :



Data File : C:\HPCHEM\1\DATA\051420\05142008.D Vial: 25  
Acq On : 14 May 2020 7:45 pm Operator: S MCQUINN  
Sample : VOA8 500 ICAL 051420 Inst : voa8  
Misc : ICAL2SW\_8015S-GRO Multiplr: 1.00  
IntFile : GRO.E  
Quant Time: May 15 9:50 2020 Quant Results File: 051420S.RES

Quant Method : C:\HPCHEM\1...\051420S.M (Chemstation Integrator)  
Title : GC-PT c6-10 SOIL  
Last Update : Fri May 15 09:46:45 2020  
Response via : Initial Calibration  
DataAcq Meth : 051420S.M

Volume Inj. :  
Signal Phase :  
Signal Info :

Compound	R.T.	Response	Conc Units
-----			
System Monitoring Compounds			
2) S 1,2-DCB-d4 (Surrogate)	15.64	4871	9.670 ug/KG
Target Compounds			
1) H GRO C6-C10	8.46	204533	553.658 ug/KG

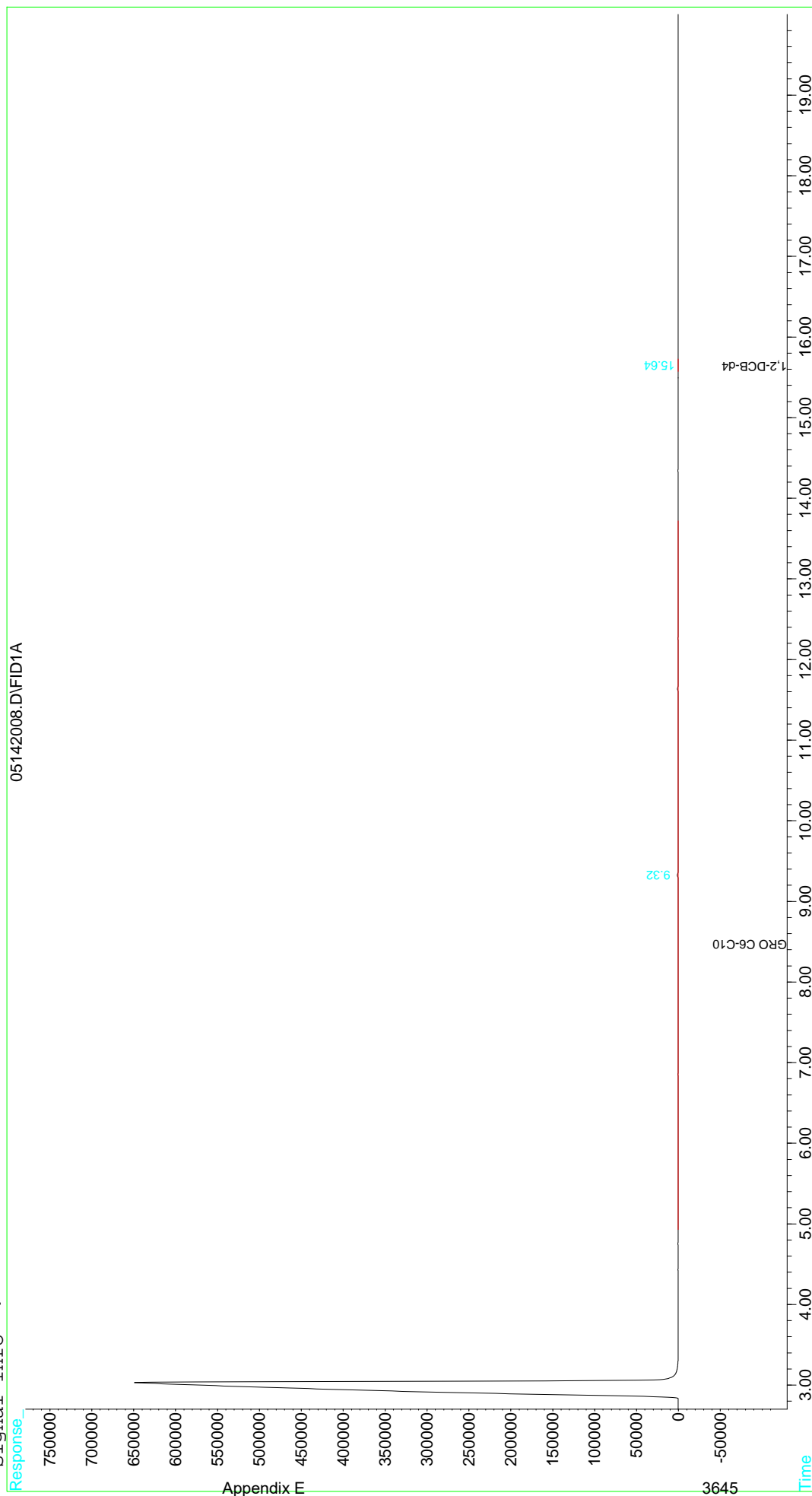


Data File : C:\HPCHEM\1\DATA\051420\05142008.D  
Acq On : 14 May 2020 7:45 pm  
Sample : VOA8 500 ICAL 051420  
Misc : ICAL2SW\_8015S-GRO  
IntFile : GRO.E  
Quant Time: May 15 9:50 2020 Quant Results File: 051420S.RES

Vial: 25  
Operator: S MCQUINN  
Inst : voa8  
Multiplr: 1.00

Quant Method : C:\HPCHEM\1...\051420S.M (Chemstation Integrator)  
Title : GC-PT c6-10 SOIL  
Last Update : Fri May 15 09:46:45 2020  
Response via : Multiple Level Calibration  
DataAcq Meth : 051420S.M

Volume Inj. :  
Signal Phase :  
Signal Info :



Data File : C:\HPCHEM\1\DATA\051420\05142009.D Vial: 26  
Acq On : 14 May 2020 8:14 pm Operator: S MCQUINN  
Sample : VOA8 1000 ICAL 051420 Inst : voa8  
Misc : ICAL3SW\_8015S-GRO Multiplr: 1.00  
IntFile : GRO.E  
Quant Time: May 15 9:49 2020 Quant Results File: 051420S.RES

Quant Method : C:\HPCHEM\1...\051420S.M (Chemstation Integrator)  
Title : GC-PT c6-10 SOIL  
Last Update : Fri May 15 09:46:45 2020  
Response via : Initial Calibration  
DataAcq Meth : 051420S.M

Volume Inj. :  
Signal Phase :  
Signal Info :

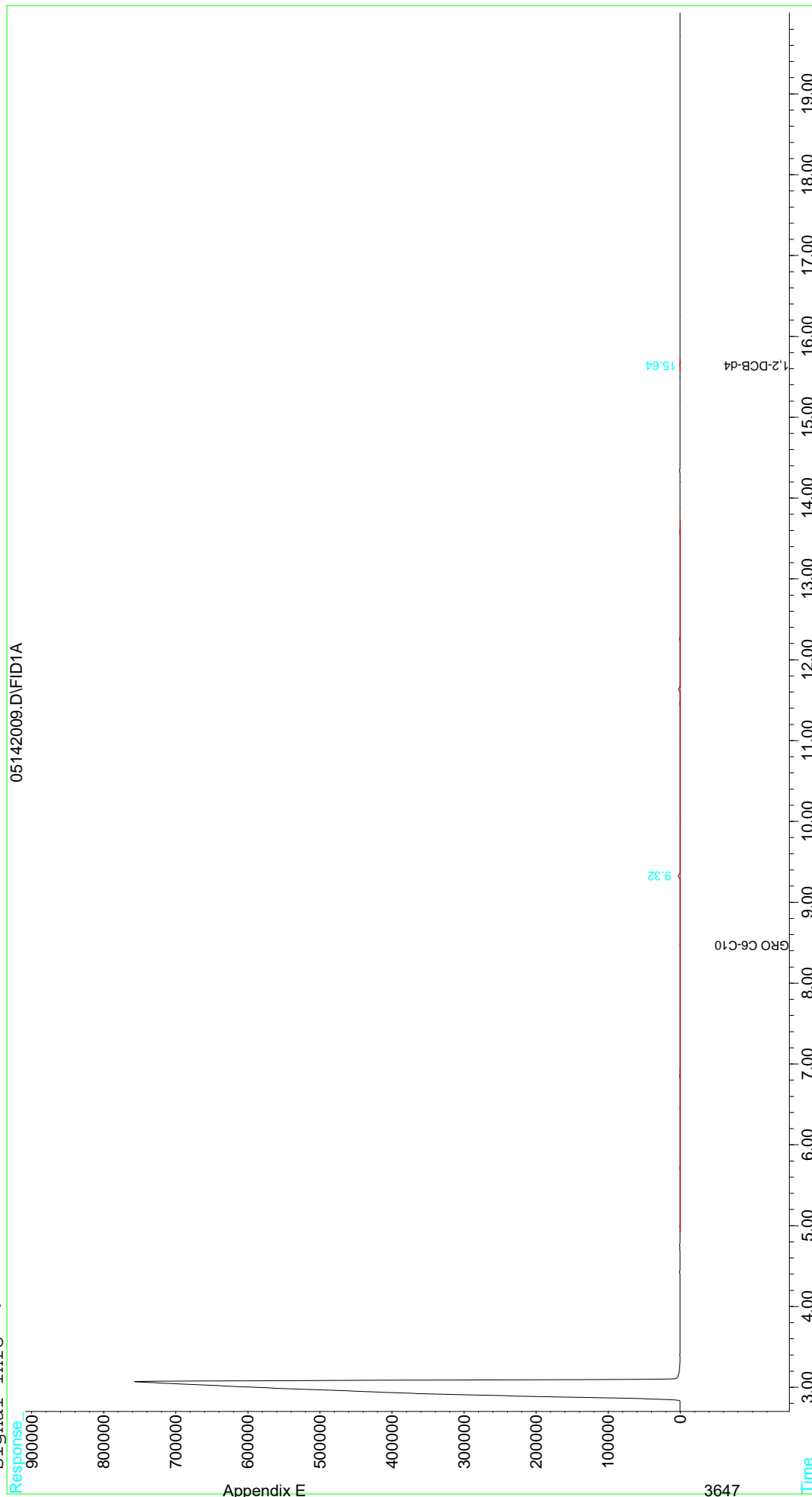
Compound	R.T.	Response	Conc Units
-----			
System Monitoring Compounds			
2) S 1,2-DCB-d4 (Surrogate)	15.64	11814	23.455 ug/KG
Target Compounds			
1) H GRO C6-C10	8.46	401978	1088.128 ug/KG

Data File : C:\HPCHEM\1\DATA\051420\05142009.D  
 Acq On : 14 May 2020 8:14 pm  
 Sample : VOA8 1000 ICAL 051420  
 Misc : ICAL3SW\_8015S-GRO  
 IntFile : GRO.E  
 Quant Time: May 15 9:49 2020 Quant Results File: 051420S.RES

Vial: 26  
 Operator: S MCQUINN  
 Inst : voa8  
 Multiplr: 1.00

Quant Method : C:\HPCHEM\1...\051420S.M (Chemstation Integrator)  
 Title : GC-PT c6-10 SOIL  
 Last Update : Fri May 15 09:46:45 2020  
 Response via : Multiple Level Calibration  
 DataAcq Meth : 051420S.M

Volume Inj. :  
 Signal Phase :  
 Signal Info :



Data File : C:\HPCHEM\1\DATA\051420\05142010.D Vial: 27  
Acq On : 14 May 2020 8:44 pm Operator: S MCQUINN  
Sample : VOA8 2000 ICAL 051420 Inst : voa8  
Misc : ICAL4SW\_8015S-GRO Multiplr: 1.00  
IntFile : GRO.E  
Quant Time: May 15 9:50 2020 Quant Results File: 051420S.RES

Quant Method : C:\HPCHEM\1...\051420S.M (Chemstation Integrator)  
Title : GC-PT c6-10 SOIL  
Last Update : Fri May 15 09:46:45 2020  
Response via : Initial Calibration  
DataAcq Meth : 051420S.M

Volume Inj. :  
Signal Phase :  
Signal Info :

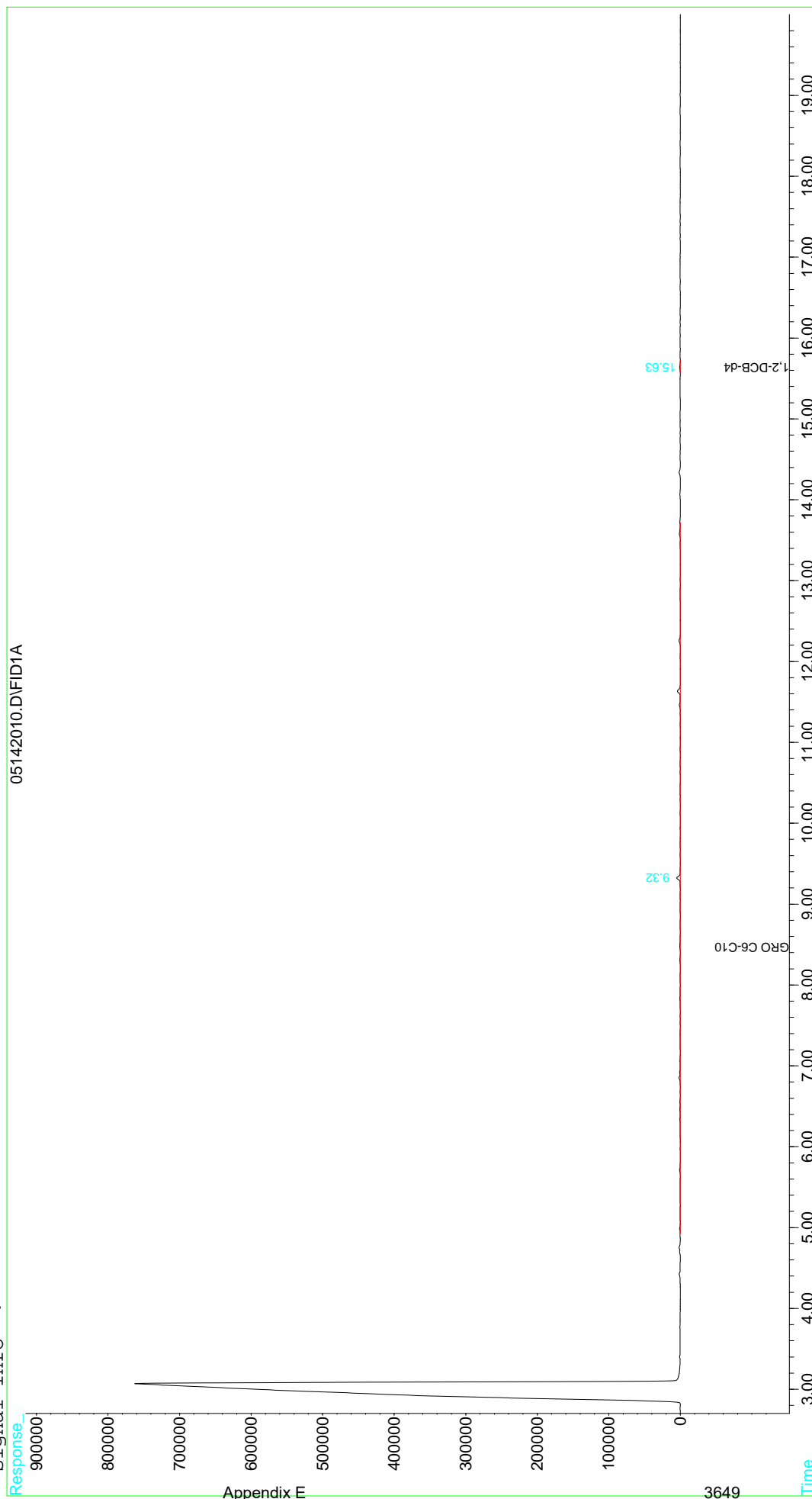
Compound	R.T.	Response	Conc Units
-----			
System Monitoring Compounds			
2) S 1,2-DCB-d4 (Surrogate)	15.64	22957	45.580 ug/KG
Target Compounds			
1) H GRO C6-C10	8.46	769449	2082.850 ug/KG

Data File : C:\HPCHEM\1\DATA\051420\05142010.D  
 Acq On : 14 May 2020 8:44 pm  
 Sample : VOA8 2000 ICAL 051420  
 Misc : ICAL4SW\_8015S-GRO  
 IntFile : GRO.E  
 Quant Time: May 15 9:50 2020 Quant Results File: 051420S.RES

Vial: 27  
 Operator: S MCQUINN  
 Inst : voa8  
 Multiplr: 1.00

Quant Method : C:\HPCHEM\1...\051420S.M (Chemstation Integrator)  
 Title : GC-PT c6-10 SOIL  
 Last Update : Fri May 15 09:46:45 2020  
 Response via : Multiple Level Calibration  
 DataAcq Meth : 051420S.M

Volume Inj. :  
 Signal Phase :  
 Signal Info :



Appendix E

3649

Data File : C:\HPCHEM\1\DATA\051420\05142011.D Vial: 28  
Acq On : 14 May 2020 9:14 pm Operator: S MCQUINN  
Sample : VOA8 5000 ICAL 051420 Inst : voa8  
Misc : ICAL5SW\_8015S-GRO Multiplr: 1.00  
IntFile : GRO.E  
Quant Time: May 15 9:50 2020 Quant Results File: 051420S.RES

Quant Method : C:\HPCHEM\1...\051420S.M (Chemstation Integrator)  
Title : GC-PT c6-10 SOIL  
Last Update : Fri May 15 09:46:45 2020  
Response via : Initial Calibration  
DataAcq Meth : 051420S.M

Volume Inj. :  
Signal Phase :  
Signal Info :

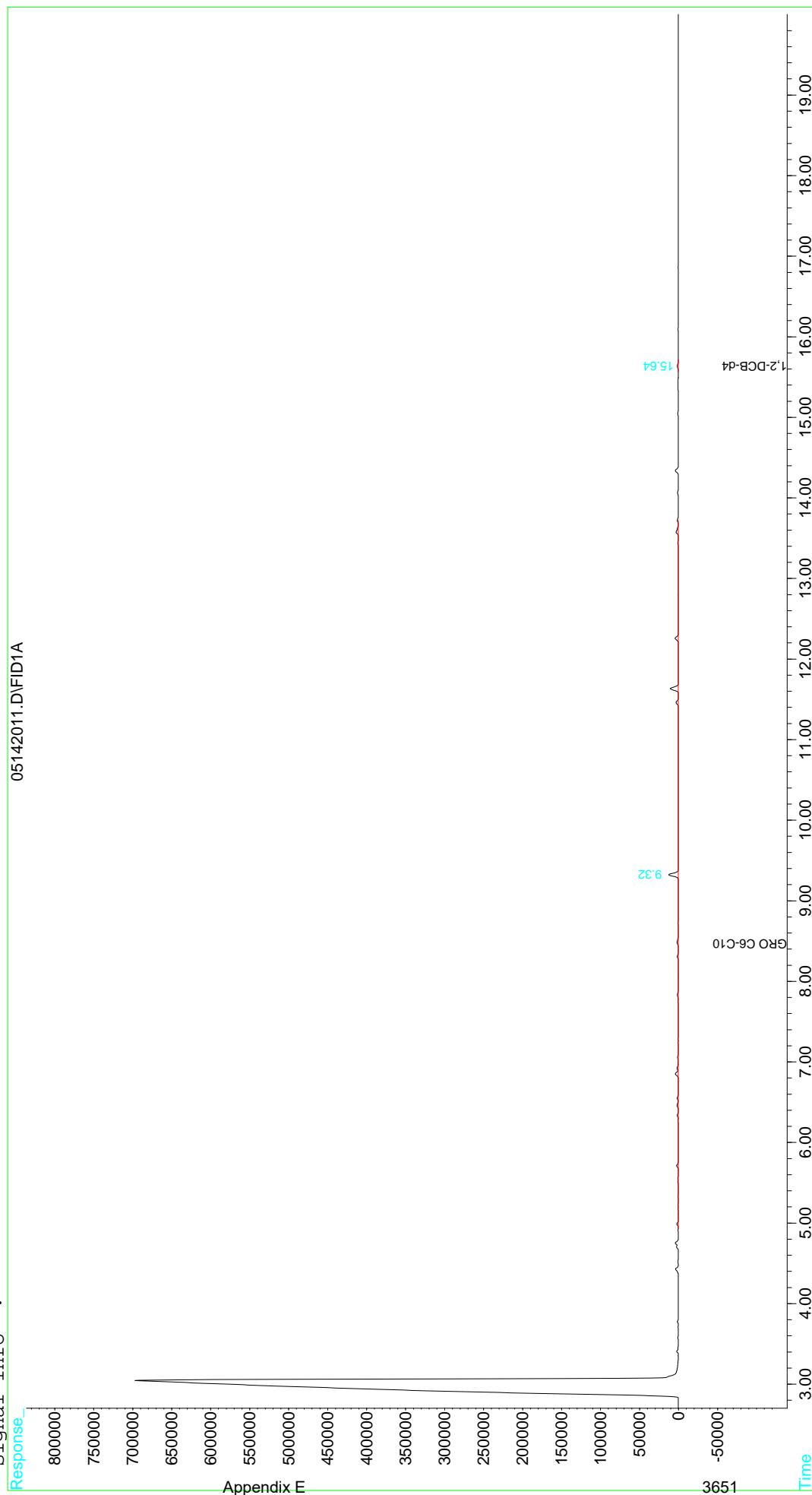
Compound	R.T.	Response	Conc Units
-----			
System Monitoring Compounds			
2) S 1,2-DCB-d4 (Surrogate)	15.64	47480	94.268 ug/KG
Target Compounds			
1) H GRO C6-C10	8.46	1924959	5210.742 ug/KG

Data File : C:\HPCHEM\1\DATA\051420\05142011.D  
Acq On : 14 May 2020 9:14 pm  
Sample : VOA8 5000 ICAL 051420  
Misc : ICAL5SW\_8015S-GRO  
IntFile : GRO.E  
Quant Time: May 15 9:50 2020 Quant Results File: 051420S.RES

Vial: 28  
Operator: S MCQUINN  
Inst : voa8  
Multiplr: 1.00

Quant Method : C:\HPCHEM\1...\051420S.M (Chemstation Integrator)  
Title : GC-PT c6-10 SOIL  
Last Update : Fri May 15 09:46:45 2020  
Response via : Multiple Level Calibration  
DataAcq Meth : 051420S.M

Volume Inj. :  
Signal Phase :  
Signal Info :



Data File : C:\HPCHEM\1\DATA\051420\05142012.D Vial: 29  
Acq On : 14 May 2020 9:44 pm Operator: S MCQUINN  
Sample : VOA8 10000 ICAL 051420 Inst : voa8  
Misc : ICAL6SW\_8015S-GRO Multiplr: 1.00  
IntFile : GRO.E  
Quant Time: May 15 9:50 2020 Quant Results File: 051420S.RES

Quant Method : C:\HPCHEM\1...\051420S.M (Chemstation Integrator)  
Title : GC-PT c6-10 SOIL  
Last Update : Fri May 15 09:46:45 2020  
Response via : Initial Calibration  
DataAcq Meth : 051420S.M

Volume Inj. :  
Signal Phase :  
Signal Info :

Compound	R.T.	Response	Conc Units
-----			
System Monitoring Compounds			
2) S 1,2-DCB-d4 (Surrogate)	15.64	93561	185.761 ug/KG
Target Compounds			
1) H GRO C6-C10	8.46	3720789	10071.941 ug/KG

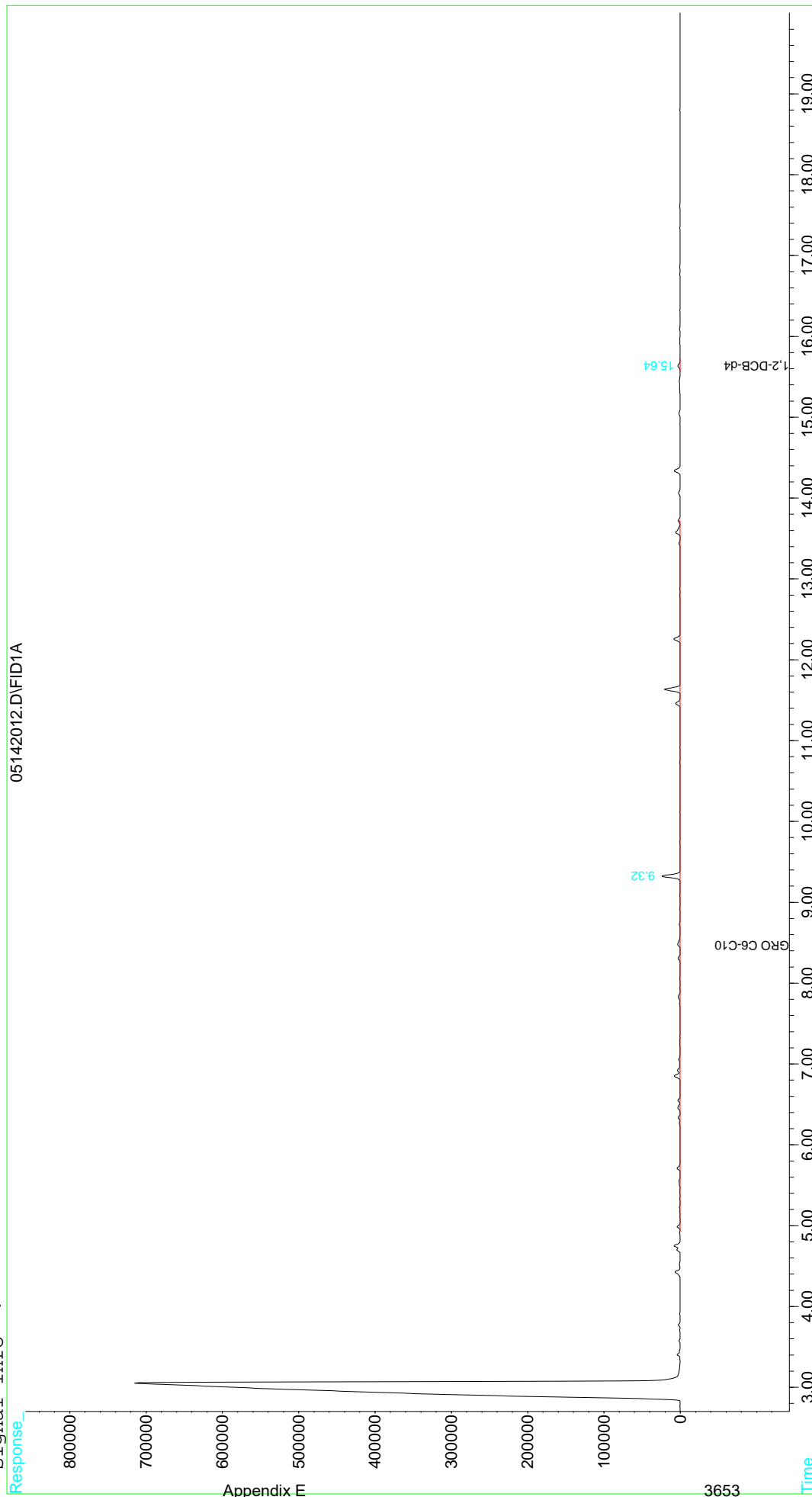


Data File : C:\HPCHEM\1\DATA\051420\05142012.D  
 Acq On : 14 May 2020 9:44 pm  
 Sample : VOA8 10000 ICAL 051420  
 Misc : ICAL6SW\_8015S-GRO  
 IntFile : GRO.E  
 Quant Time: May 15 9:50 2020 Quant Results File: 051420S.RES

Vial: 29  
 Operator: S MCQUINN  
 Inst : voa8  
 Multiplr: 1.00

Quant Method : C:\HPCHEM\1...\051420S.M (Chemstation Integrator)  
 Title : GC-PT c6-10 SOIL  
 Last Update : Fri May 15 09:46:45 2020  
 Response via : Multiple Level Calibration  
 DataAcq Meth : 051420S.M

Volume Inj. :  
 Signal Phase :  
 Signal Info :



Appendix E

Data File : C:\HPCHEM\1\DATA\051420\05142014.D Vial: 30  
Acq On : 14 May 2020 10:43 pm Operator: S MCQUINN  
Sample : VOA8 ICV 051420 Inst : voa8  
Misc : ICV SW\_8015S-GRO Multiplr: 1.00  
IntFile : GRO.E

Method : C:\HPCHEM\1\METHODS\2019\051420S.M (Chemstation Integrator)  
Title : GC-PT c6-10 SOIL  
Last Update : Fri May 15 09:54:41 2020  
Response via : Multiple Level Calibration

Min. RRF : 0.000 Min. Rel. Area : 50% Max. R.T. Dev 0.50min  
Max. RRF Dev : 15% Max. Rel. Area : 150%

	Compound	Amount	Calc.	%Dev	Area%	Dev(min)
1 H	GRO C6-C10	2000.000	2336.956	-16.8#	117	0.00
2 S	1,2-DCB-d4 (Surrogate)	50.000	49.827	0.3	102	0.00

Data File : C:\HPCHEM\1\DATA\051420\05142014.D Vial: 30  
Acq On : 14 May 2020 10:43 pm Operator: S MCQUINN  
Sample : VOA8 ICV 051420 Inst : voa8  
Misc : ICV SW\_8015S-GRO Multiplr: 1.00  
IntFile : GRO.E

Method : C:\HPCHEM\1\METHODS\2019\051420S.M (Chemstation Integrator)  
Title : GC-PT c6-10 SOIL  
Last Update : Fri May 15 09:54:41 2020  
Response via : Multiple Level Calibration

Min. RRF : 0.000 Min. Rel. Area : 50% Max. R.T. Dev 0.50min  
Max. RRF Dev : 15% Max. Rel. Area : 150%

Compound	Amount	Calc.	%Dev	Area%	Dev(min)
----------	--------	-------	------	-------	----------

Data File : C:\HPCHEM\1\DATA\051420\05142014.D Vial: 30  
Acq On : 14 May 2020 10:43 pm Operator: S MCQUINN  
Sample : VOA8 ICV 051420 Inst : voa8  
Misc : ICV SW\_8015S-GRO Multiplr: 1.00  
IntFile : GRO.E  
Quant Time: May 15 9:55 2020 Quant Results File: 051420S.RES

Quant Method : C:\HPCHEM\1...\051420S.M (Chemstation Integrator)  
Title : GC-PT c6-10 SOIL  
Last Update : Fri May 15 09:54:41 2020  
Response via : Initial Calibration  
DataAcq Meth : 051420S.M

Volume Inj. :  
Signal Phase :  
Signal Info :

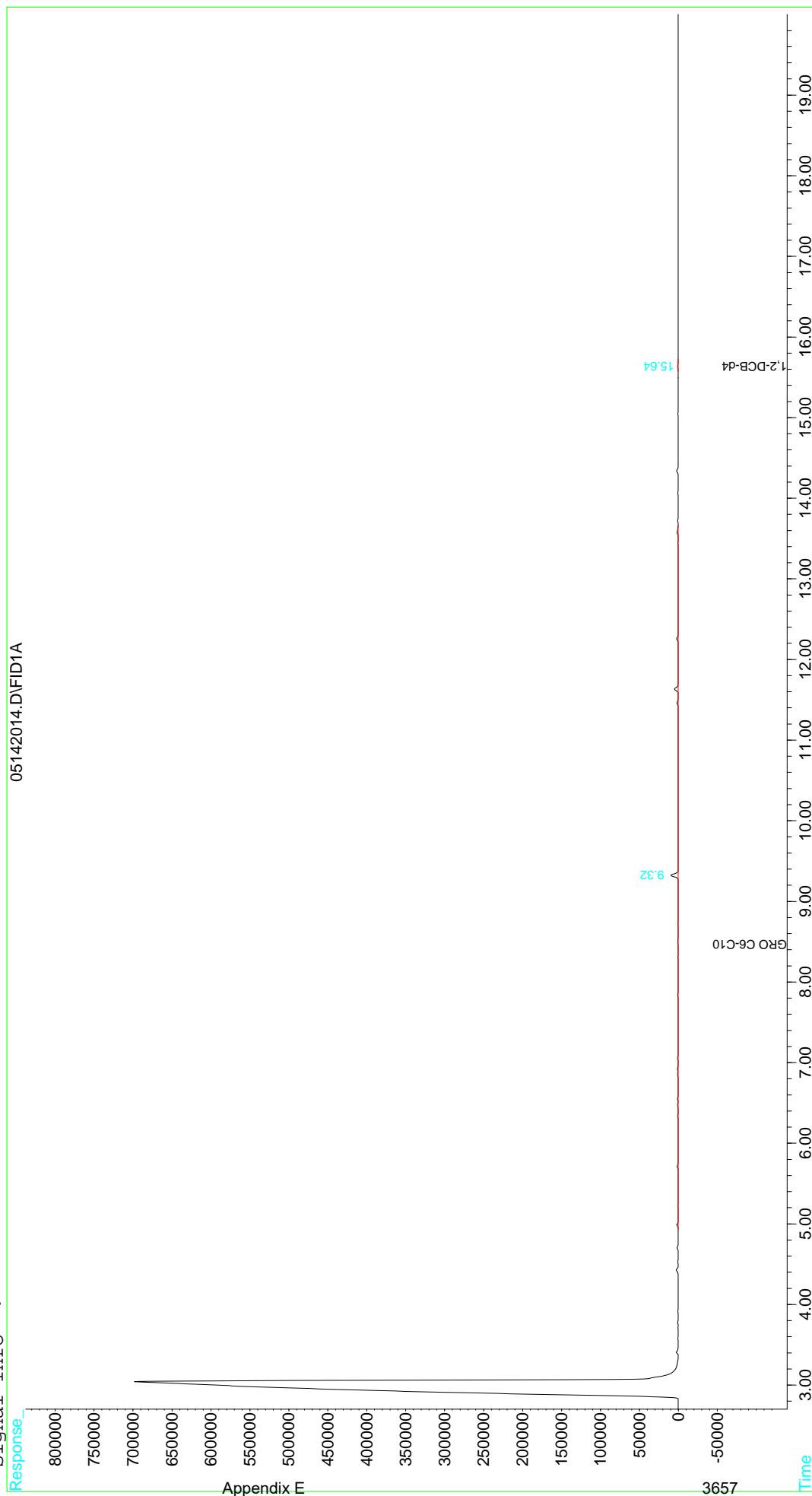
Compound	R.T.	Response	Conc Units
-----			
System Monitoring Compounds			
2) S 1,2-DCB-d4 (Surrogate)	15.64	23406	49.827 ug/KG
Target Compounds			
1) H GRO C6-C10	8.46	902087	2336.956 ug/KG

Data File : C:\HPCHEM\1\DATA\051420\05142014.D  
Acq On : 14 May 2020 10:43 pm  
Sample : VOA8 ICV 051420  
Misc : ICV SW\_8015S-GRO  
IntFile : GRO.E  
Quant Time: May 15 9:55 2020 Quant Results File: 051420S.RES

Vial: 30  
Operator: S MCQUINN  
Inst : voa8  
Multiplr: 1.00

Quant Method : C:\HPCHEM\1...\051420S.M (Chemstation Integrator)  
Title : GC-PT c6-10 SOIL  
Last Update : Fri May 15 09:54:41 2020  
Response via : Multiple Level Calibration  
DataAcq Meth : 051420S.M

Volume Inj. :  
Signal Phase :  
Signal Info :



Appendix E

## Form I

CLIENT SAMPLE NO.

TAFBS-S-77

Lab Name: RTI Laboratories, Inc. Contract:Lab Code: GLEN01 ClientID: USA17 SAS No.: SDG No.: 2006583Matrix: Soil Lab Sample ID: 2006583-001ASample wt/vol: 0.03007Kg Lab File ID: 07202023.DLevel: (low/med) LOW Date Collected: 6/25/2020 6:56 AM% Moisture: 5.9474 Date Received: 6/29/2020 8:56 AMExtract Volume: 1000(ul) Date Analyzed: 7/20/2020 10:21 PMSeq Number: 2317454 Dilution Factor: 4.00GC Column: Rtx-5 Batch ID: 52015Column ID: Rtx-5 cat10255(mm)

CAS NO.	COMPOUND	CONC.	UNITS: µg/Kg-dry	Q	DL	LOD	LOQ
DRO	Diesel Range Organics C10-C28	2800	U	2600	2800	7100	

SW8015B

## Form I

CLIENT SAMPLE NO.

TRNWX-S-700

Lab Name: RTI Laboratories, Inc. Contract:Lab Code: GLEN01 ClientID: USA17 SAS No.: SDG No.: 2006583Matrix: Soil Lab Sample ID: 2006583-002ASample wt/vol: 0.01503Kg Lab File ID: 08042020.DLevel: (low/med) LOW Date Collected: 6/25/2020 7:00 AM% Moisture: 6.2907 Date Received: 6/29/2020 8:56 AMExtract Volume: 1000(ul) Date Analyzed: 8/4/2020 6:19 PMSeq Number: 2323042 Dilution Factor: 1.00GC Column: Rtx-5 Batch ID: 52164Column ID: Rtx-5 cat10255(mm)CAS NO. COMPOUND CONC. UNITS:  $\mu\text{g/Kg-dry}$  Q DL LOD LOQ

DRO	Diesel Range Organics C10-C28	1400	UH	1300	1400	3600
-----	-------------------------------	------	----	------	------	------

SW8015B

## Form I

CLIENT SAMPLE NO.

TAFBS-S-78

Lab Name: RTI Laboratories, Inc. Contract:Lab Code: GLEN01 ClientID: USA17 SAS No.: SDG No.: 2006583Matrix: Soil Lab Sample ID: 2006583-003ASample wt/vol: 0.03005Kg Lab File ID: 07162030.DLevel: (low/med) LOW Date Collected: 6/25/2020 7:22 AM% Moisture: 5.2529 Date Received: 6/29/2020 8:56 AMExtract Volume: 1000(ul) Date Analyzed: 7/17/2020 12:05 AMSeq Number: 2316961 Dilution Factor: 1.00GC Column: Rtx-5 Batch ID: 52015Column ID: Rtx-5 cat10255(mm)

CAS NO.	COMPOUND	CONC. UNITS: µg/Kg-dry	Q	DL	LOD	LOQ
DRO	Diesel Range Organics C10-C28	700	U	640	700	1800

SW8015B



## Form I

CLIENT SAMPLE NO.

TRNWX-S-800

Lab Name: RTI Laboratories, Inc. Contract:Lab Code: GLEN01 ClientID: USA17 SAS No.: SDG No.: 2006583Matrix: Soil Lab Sample ID: 2006583-004ASample wt/vol: 0.03001Kg Lab File ID: 07162031.DLevel: (low/med) LOW Date Collected: 6/25/2020 7:25 AM% Moisture: 4.6958 Date Received: 6/29/2020 8:56 AMExtract Volume: 1000(ul) Date Analyzed: 7/17/2020 12:33 AMSeq Number: 2316962 Dilution Factor: 1.00GC Column: Rtx-5 Batch ID: 52015Column ID: Rtx-5 cat10255(mm)

CAS NO.	COMPOUND	CONC. UNITS: µg/Kg-dry	Q	DL	LOD	LOQ
DRO	Diesel Range Organics C10-C28	700	U	640	700	1700

SW8015B

## Form I

CLIENT SAMPLE NO.

TAFBS-S-79

Lab Name: RTI Laboratories, Inc. Contract:Lab Code: GLEN01 ClientID: USA17 SAS No.: SDG No.: 2006583Matrix: Soil Lab Sample ID: 2006583-005ASample wt/vol: 0.03002Kg Lab File ID: 07162032.DLevel: (low/med) LOW Date Collected: 6/25/2020 7:39 AM% Moisture: 5.6133 Date Received: 6/29/2020 8:56 AMExtract Volume: 1000(ul) Date Analyzed: 7/17/2020 1:00 AMSeq Number: 2316963 Dilution Factor: 1.00GC Column: Rtx-5 Batch ID: 52015Column ID: Rtx-5 cat10255(mm)

CAS NO.	COMPOUND	CONC. UNITS: µg/Kg-dry	Q	DL	LOD	LOQ
DRO	Diesel Range Organics C10-C28	710	U	640	710	1800

SW8015B

## Form I

CLIENT SAMPLE NO.

TRNWX-S-900

Lab Name: RTI Laboratories, Inc. Contract:Lab Code: GLEN01 ClientID: USA17 SAS No.: SDG No.: 2006583Matrix: Soil Lab Sample ID: 2006583-006ASample wt/vol: 0.01004Kg Lab File ID: 07162013.DLevel: (low/med) LOW Date Collected: 6/25/2020 7:44 AM% Moisture: 5.4584 Date Received: 6/29/2020 8:56 AMExtract Volume: 1000(ul) Date Analyzed: 7/16/2020 4:20 PMSeq Number: 2316946 Dilution Factor: 1.00GC Column: Rtx-5 Batch ID: 52015Column ID: Rtx-5 cat10255(mm)CAS NO. COMPOUND CONC. UNITS:  $\mu\text{g/Kg-dry}$  Q DL LOD LOQ

DRO	Diesel Range Organics C10-C28	2100	UX	1900	2100	5300
-----	-------------------------------	------	----	------	------	------

SW8015B

## Form I

CLIENT SAMPLE NO.

TAFBS-S-80

Lab Name: RTI Laboratories, Inc. Contract:Lab Code: GLEN01 ClientID: USA17 SAS No.: SDG No.: 2006583Matrix: Soil Lab Sample ID: 2006583-007ASample wt/vol: 0.03008Kg Lab File ID: 07162033.DLevel: (low/med) LOW Date Collected: 6/25/2020 8:00 AM% Moisture: 4.5091 Date Received: 6/29/2020 8:56 AMExtract Volume: 1000(ul) Date Analyzed: 7/17/2020 1:27 AMSeq Number: 2316964 Dilution Factor: 1.00GC Column: Rtx-5 Batch ID: 52015Column ID: Rtx-5 cat10255(mm)

CAS NO.	COMPOUND	CONC.	UNITS: µg/Kg-dry	Q	DL	LOD	LOQ
DRO	Diesel Range Organics C10-C28	700	U	630	700	1700	

SW8015B

## Form I

CLIENT SAMPLE NO.

TRNWX-S-200

Lab Name: RTI Laboratories, Inc. Contract:Lab Code: GLEN01 ClientID: USA17 SAS No.: SDG No.: 2006583Matrix: Soil Lab Sample ID: 2006583-008ASample wt/vol: 0.03004Kg Lab File ID: 07162034.DLevel: (low/med) LOW Date Collected: 6/25/2020 8:03 AM% Moisture: 5.8781 Date Received: 6/29/2020 8:56 AMExtract Volume: 1000(ul) Date Analyzed: 7/17/2020 1:54 AMSeq Number: 2316965 Dilution Factor: 1.00GC Column: Rtx-5 Batch ID: 52015Column ID: Rtx-5 cat10255(mm)CAS NO. COMPOUND CONC. UNITS:  $\mu\text{g/Kg-dry}$  Q DL LOD LOQ

DRO	Diesel Range Organics C10-C28	710	U	640	710	1800
-----	-------------------------------	-----	---	-----	-----	------

SW8015B

## Form I

CLIENT SAMPLE NO.

TAFBS-S-81

Lab Name: RTI Laboratories, Inc. Contract:Lab Code: GLEN01 ClientID: USA17 SAS No.: SDG No.: 2006583Matrix: Soil Lab Sample ID: 2006583-009ASample wt/vol: 0.03006Kg Lab File ID: 07162035.DLevel: (low/med) LOW Date Collected: 6/25/2020 8:24 AM% Moisture: 8.4226 Date Received: 6/29/2020 8:56 AMExtract Volume: 1000(ul) Date Analyzed: 7/17/2020 2:21 AMSeq Number: 2316966 Dilution Factor: 1.00GC Column: Rtx-5 Batch ID: 52015Column ID: Rtx-5 cat10255(mm)

CAS NO.	COMPOUND	CONC.	UNITS: µg/Kg-dry	Q	DL	LOD	LOQ
DRO	Diesel Range Organics C10-C28	730	U	660	730	1800	

SW8015B

## Form I

CLIENT SAMPLE NO.

TRNWX-S-100

Lab Name: RTI Laboratories, Inc. Contract:Lab Code: GLEN01 ClientID: USA17 SAS No.: SDG No.: 2006583Matrix: Soil Lab Sample ID: 2006583-010ASample wt/vol: 0.03002Kg Lab File ID: 07162036.DLevel: (low/med) LOW Date Collected: 6/25/2020 8:30 AM% Moisture: 7.261 Date Received: 6/29/2020 8:56 AMExtract Volume: 1000(ul) Date Analyzed: 7/17/2020 2:48 AMSeq Number: 2316967 Dilution Factor: 1.00GC Column: Rtx-5 Batch ID: 52015Column ID: Rtx-5 cat10255(mm)CAS NO. COMPOUND CONC. UNITS:  $\mu\text{g/Kg-dry}$  Q DL LOD LOQ

DRO	Diesel Range Organics C10-C28	720	U	650	720	1800
-----	-------------------------------	-----	---	-----	-----	------

SW8015B

## Form I

CLIENT SAMPLE NO.

MB-52015

Lab Name: RTI Laboratories, Inc. Contract:Lab Code: GLEN01 ClientID: USA17 SAS No.: SDG No.: 2006583Matrix: Solid Lab Sample ID: MB-52015Sample wt/vol: 0.03004Kg Lab File ID: 07162010.DLevel: (low/med) LOW Date Collected:% Moisture: N/A Date Received:Extract Volume: 1000(ul) Date Analyzed: 7/16/2020 2:57 PMSeq Number: 2316943 Dilution Factor: 1.00GC Column: Rtx-5 Batch ID: 52015Column ID: Rtx-5 cat10255(mm)

CAS NO.	COMPOUND	CONC. UNITS: µg/Kg	Q	DL	LOD	LOQ
DRO	Diesel Range Organics C10-C28	670	U	610	670	1700

SW8015B



## Form I

CLIENT SAMPLE NO.

LCS-52015

Lab Name: RTI Laboratories, Inc. Contract:Lab Code: GLEN01 ClientID: USA17 SAS No.: SDG No.: 2006583Matrix: Solid Lab Sample ID: LCS-52015Sample wt/vol: 0.03007Kg Lab File ID: 07162011.DLevel: (low/med) LOW Date Collected:% Moisture: N/A Date Received:Extract Volume: 1000(ul) Date Analyzed: 7/16/2020 3:25 PMSeq Number: 2316944 Dilution Factor: 1.00GC Column: Rtx-5 Batch ID: 52015Column ID: Rtx-5 cat10255(mm)

CAS NO.	COMPOUND	CONC. UNITS: µg/Kg	Q	DL	LOD	LOQ
DRO	Diesel Range Organics C10-C28	17000		600	670	1700

SW8015B

## Form I

CLIENT SAMPLE NO.

TRNWX-S-900MS

Lab Name: RTI Laboratories, Inc. Contract:Lab Code: GLEN01 ClientID: USA17 SAS No.: SDG No.: 2006583Matrix: Soil Lab Sample ID: 2006583-006ASample wt/vol: 0.01004Kg Lab File ID: 07162014.DLevel: (low/med) LOW Date Collected: 6/25/2020 7:44 AM% Moisture: 5.4584 Date Received: 6/29/2020 8:56 AMExtract Volume: 1000(ul) Date Analyzed: 7/16/2020 4:47 PMSeq Number: 2316947 Dilution Factor: 1.00GC Column: Rtx-5 Batch ID: 52015Column ID: Rtx-5 cat10255(mm)CAS NO. COMPOUND CONC. UNITS:  $\mu\text{g/Kg-dry}$  Q DL LOD LOQ

DRO	Diesel Range Organics C10-C28	68000		1900	2100	5200
-----	-------------------------------	-------	--	------	------	------

SW8015B

## Form I

CLIENT SAMPLE NO.

TRNWX-S-900MSD

Lab Name: RTI Laboratories, Inc. Contract:Lab Code: GLEN01 ClientID: USA17 SAS No.: SDG No.: 2006583Matrix: Soil Lab Sample ID: 2006583-006ASample wt/vol: 0.01004Kg Lab File ID: 07162015.DLevel: (low/med) LOW Date Collected: 6/25/2020 7:44 AM% Moisture: 5.4584 Date Received: 6/29/2020 8:56 AMExtract Volume: 1000(ul) Date Analyzed: 7/16/2020 5:15 PMSeq Number: 2316948 Dilution Factor: 1.00GC Column: Rtx-5 Batch ID: 52015Column ID: Rtx-5 cat10255(mm)

CAS NO.	COMPOUND	CONC. UNITS: µg/Kg-dry	Q	DL	LOD	LOQ
DRO	Diesel Range Organics C10-C28	78000	Q	1900	2100	5300

SW8015B

## Form I

CLIENT SAMPLE NO.

LCSD-52015

Lab Name: RTI Laboratories, Inc. Contract:Lab Code: GLEN01 ClientID: USA17 SAS No.: SDG No.: 2006583Matrix: Solid Lab Sample ID: LCSD-52015Sample wt/vol: 0.03005Kg Lab File ID: 07162012.DLevel: (low/med) LOW Date Collected:% Moisture: N/A Date Received:Extract Volume: 1000(ul) Date Analyzed: 7/16/2020 3:52 PMSeq Number: 2316945 Dilution Factor: 1.00GC Column: Rtx-5 Batch ID: 52015Column ID: Rtx-5 cat10255(mm)CAS NO. COMPOUND CONC. UNITS:  $\mu\text{g/Kg}$  Q DL LOD LOQ

DRO	Diesel Range Organics C10-C28	18000		600	670	1700
-----	-------------------------------	-------	--	-----	-----	------

SW8015B

## Form I

CLIENT SAMPLE NO.

MB-52164

Lab Name: RTI Laboratories, Inc. Contract:Lab Code: GLEN01 ClientID: USA17 SAS No.: SDG No.: 2006583Matrix: Solid Lab Sample ID: MB-52164Sample wt/vol: 0.03003Kg Lab File ID: 08042008.DLevel: (low/med) LOW Date Collected:% Moisture: N/A Date Received:Extract Volume: 1000(ul) Date Analyzed: 8/4/2020 12:52 PMSeq Number: 2323030 Dilution Factor: 1.00GC Column: Rtx-5 Batch ID: 52164Column ID: Rtx-5 cat10255(mm)

CAS NO.	COMPOUND	CONC.	UNITS: µg/Kg	Q	DL	LOD	LOQ
DRO	Diesel Range Organics C10-C28	670	U	610	670	1700	

SW8015B

## Form I

CLIENT SAMPLE NO.

LCS-52164-DRO

Lab Name: RTI Laboratories, Inc. Contract:Lab Code: GLEN01ClientID: USA17

SAS No.:

SDG No.: 2006583Matrix: SolidLab Sample ID: LCS-52164-DROSample wt/vol: 0.03001KgLab File ID: 08042009.DLevel: (low/med) LOW

Date Collected:

% Moisture:

N/A

Date Received:

Extract Volume: 1000(ul)Date Analyzed: 8/4/2020 1:19 PMSeq Number: 2323031Dilution Factor: 1.00GC Column: Rtx-5Batch ID: 52164Column ID: Rtx-5 cat10255(mm)

CAS NO.	COMPOUND	CONC. UNITS: µg/Kg	Q	DL	LOD	LOQ
DRO	Diesel Range Organics C10-C28	14000		610	670	1700

SW8015B

## Form I

CLIENT SAMPLE NO.

LCSD-52164-DRO

Lab Name: RTI Laboratories, Inc. Contract:Lab Code: GLEN01ClientID: USA17

SAS No.:

SDG No.: 2006583Matrix: SolidLab Sample ID: LCSD-52164-DROSample wt/vol: 0.03001KgLab File ID: 08042010.DLevel: (low/med) LOW

Date Collected:

% Moisture:

N/A

Date Received:

Extract Volume: 1000(ul)Date Analyzed: 8/4/2020 1:46 PMSeq Number: 2323032Dilution Factor: 1.00GC Column: Rtx-5Batch ID: 52164Column ID: Rtx-5 cat10255(mm)

CAS NO.	COMPOUND	CONC. UNITS: µg/Kg	Q	DL	LOD	LOQ
DRO	Diesel Range Organics C10-C28	13000		610	670	1700

SW8015B

FORM II B  
SYSTEM MONITORING COMPOUND RECOVERY

Lab Name: RTI Laboratories, Inc. Contract: USA17  
 Lab Code: GLEN01 Client No: USA17  
 SAS No.: SDG No.: 2006583 Level (low/med): low  
 GC Column(1): Rtx-5 ID: Rtx-5 cat10255(mm)  
 GC Column(2): ID: (mm)

	Client SAMPLE NO.	TOT OUT	SMC #
01	MB-51117	0	91.3
02	MB-52015	0	116
03	LCS-52015	0	110
04	LCSD-52015	0	120
05	TRNWX-S-900	0	124
06	TRNWX-S-900MS	2	156 *
07	TRNWX-S-900MSD	2	131 *
08	TAFBS-S-78	1	123
09	TRNWX-S-800	0	115
10	TAFBS-S-79	0	127
11	TAFBS-S-80	2	135 *
12	TRNWX-S-200	1	118
13	TAFBS-S-81	2	132 *
14	TRNWX-S-100	2	131 *
15	TAFBS-S-77	0	128
16	MB-52127	1	101
17	MB-52164	1	59.5 *
18	LCS-52164-DRO	0	77.2
19	LCSD-52164-DRO	0	74.3
20	LCS-ORO	1	56.2 *
21	LCSD-ORO	1	52.7 *
22	TRNWX-S-700	0	69.5

QC Limit

SMC1                    =n-Eicosane                    60-130  
 SMC2                    =Squalene                    60-130



# Column to be used to flag recovery values  
Values outside of contract required QC limits

FORM II

SW8015B

FORM III  
SYSTEM MONITORING SPIKE/DUPLICATE RECOVERY

Lab Name: RTI Laboratories, Inc. Contract: USA17

Lab Code: GLEN01 ClientID: USA17 SAS No.: SDG No.: 2006583

Sample ID: 2006583-006A Level: (low/med) LOW

COMPOUND	SPIKE ADDED Units (µg/Kg)	SAMPLE CONC. Units (µg/Kg)	MS CONC. Units (µg/Kg)	MS % REC #	QC LIMITS REC	SPIKE ADDED Units (µg/Kg)	MSD CONC. Units (µg/Kg)	MSD % REC #	% RPD #	QC LIMITS RPD REC	
Diesel Range Organics C10-C28	52000	0	68000	129	38-132	53000	78000	148*	13.8	20	38-132

# Column to be used to flag recovery and RPD values with an asterisk

\* Values outside of QC limits

RPD: 0 out of 1 outside limits

Spike Recovery: 1 out of 2 outside limits

FORM III  
SYSTEM MONITORING SPIKE/DUPLICATE RECOVERY

Lab Name: RTI Laboratories, Inc. Contract: USA17

Lab Code: GLEN01 ClientID: USA17 SAS No.: SDG No.: 2006583

Sample ID: LCSD-52015 Level: (low/med) LOW

COMPOUND	SPIKE ADDED Units (µg/Kg)	SAMPLE CONC. Units (µg/Kg)	MS CONC. Units (µg/Kg)	MS % REC #	QC LIMITS REC	SPIKE ADDED Units (µg/Kg)	MSD CONC. Units (µg/Kg)	MSD % REC #	% RPD #	QC LIMITS RPD REC	
Diesel Range Organics C10-C28	17000	0	17000	102	38-132	17000	18000	106	3.51*	0	38-132

# Column to be used to flag recovery and RPD values with an asterisk

\* Values outside of QC limits

RPD: 1 out of 1 outside limits

Spike Recovery: 0 out of 2 outside limits

FORM III  
SYSTEM MONITORING SPIKE/DUPLICATE RECOVERY

Lab Name: RTI Laboratories, Inc. Contract: USA17

Lab Code: GLEN01 ClientID: USA17 SAS No.: SDG No.: 2006583

Sample ID: LCSD-52164-DRO Level: (low/med) LOW

COMPOUND	SPIKE ADDED Units (µg/Kg)	SAMPLE CONC. Units (µg/Kg)	MS CONC. Units (µg/Kg)	MS % REC #	QC LIMITS REC	SPIKE ADDED Units (µg/Kg)	MSD CONC. Units (µg/Kg)	MSD % REC #	% RPD #	QC LIMITS RPD REC	
Diesel Range Organics C10-C28	17000	0	14000	84.2	38-132	17000	13000	76.6	9.51*	0	38-132

# Column to be used to flag recovery and RPD values with an asterisk

\* Values outside of QC limits

RPD: 1 out of 1 outside limits

Spike Recovery: 0 out of 2 outside limits

FORM IV  
METHOD BLANK SUMMARY

Client SAMPLE NO.

MB-52015

Lab Name: RTI Laboratories, Inc.

Contract: USA17

Lab Code: GLEN01 ClientID: USA17

SAS No.: SDG No.: 2006583

Lab File ID: 07162010.D

Lab Sample ID: MB-52015

Date/Time Analyzed: 7/16/2020 2:57 PM

Instrument ID: GC-FID-NPD

GC Column: Rtx-5

Matrix: S

Column ID: Rtx-5 cat10255(mm)

THIS METHOD BLANK APPLIES TO THE FOLLOWING: SAMPLES, LCS, LCSD, MS AND MSD

	CLIENT SAMPLE NO.	LAB SAMPLE ID	FILE ID	DATE ANALYZED
01	LCS-52015	LCS-52015	07162011.D	7/16/2020 3:25 PM
02	LCSD-52015	LCSD-52015	07162012.D	7/16/2020 3:52 PM
03	TRNWX-S-900	2006583-006A	07162013.D	7/16/2020 4:20 PM
04	TRNWX-S-900MS	2006583-006A	07162014.D	7/16/2020 4:47 PM
05	TRNWX-S-900MSD	2006583-006A	07162015.D	7/16/2020 5:15 PM
06	ZZZZZ	2006518-022A	07162016.D	7/16/2020 5:42 PM
07	ZZZZZ	2006518-023A	07162017.D	7/16/2020 6:09 PM
08	ZZZZZ	2006518-024A	07162018.D	7/16/2020 6:37 PM
09	ZZZZZ	2006518-025A	07162019.D	7/16/2020 7:04 PM
10	ZZZZZ	2006518-026A	07162020.D	7/16/2020 7:32 PM
11	ZZZZZ	2006454-002A	07162021.D	7/16/2020 7:59 PM
12	ZZZZZ	2006454-008A	07162022.D	7/16/2020 8:27 PM
13	ZZZZZ	2006454-009A	07162023.D	7/16/2020 8:54 PM
14	ZZZZZ	2006454-012A	07162024.D	7/16/2020 9:22 PM
15	ZZZZZ	2006583-001A	07162029.D	7/16/2020 11:38 PM
16	TAFBS-S-78	2006583-003A	07162030.D	7/17/2020 12:05 AM
17	TRNWX-S-800	2006583-004A	07162031.D	7/17/2020 12:33 AM
18	TAFBS-S-79	2006583-005A	07162032.D	7/17/2020 1:00 AM
19	TAFBS-S-80	2006583-007A	07162033.D	7/17/2020 1:27 AM
20	TRNWX-S-200	2006583-008A	07162034.D	7/17/2020 1:54 AM
21	TAFBS-S-81	2006583-009A	07162035.D	7/17/2020 2:21 AM
22	TRNWX-S-100	2006583-010A	07162036.D	7/17/2020 2:48 AM
23	ZZZZZ	2006454-018A	07162037.D	7/17/2020 3:16 AM
24	ZZZZZ	2006583-002A	07162038.D	7/17/2020 3:43 AM
25	ZZZZZ	2006583-002A	07202022.D	7/20/2020 9:53 PM
26	TAFBS-S-77	2006583-001A	07202023.D	7/20/2020 10:21 PM

FORM IV  
METHOD BLANK SUMMARY

Client SAMPLE NO.

MB-52164

Lab Name: RTI Laboratories, Inc.

Contract: USA17

Lab Code: GLEN01 ClientID: USA17

SAS No.: SDG No.: 2006583

Lab File ID: 08042008.D

Lab Sample ID: MB-52164

Date/Time Analyzed: 8/4/2020 12:52 PM

Instrument ID: GC-FID-NPD

GC Column: Rtx-5

Matrix: S

Column ID: Rtx-5 cat10255(mm)

THIS METHOD BLANK APPLIES TO THE FOLLOWING: SAMPLES, LCS, LCSD, MS AND MSD

	CLIENT SAMPLE NO.	LAB SAMPLE ID	FILE ID	DATE ANALYZED
01	LCS-52164-DRO	LCS-52164-DRO	08042009.D	8/4/2020 1:19 PM
02	LCSD-52164-DRO	LCSD-52164-DRO	08042010.D	8/4/2020 1:46 PM
03	LCS-ORO	LCS-ORO	08042011.D	8/4/2020 2:13 PM
04	LCSD-ORO	LCSD-ORO	08042012.D	8/4/2020 2:41 PM
05	ZZZZZ	2006330-010A	08042014.D	8/4/2020 3:35 PM
06	ZZZZZ	2006330-011A	08042015.D	8/4/2020 4:02 PM
07	ZZZZZ	2006330-012A	08042016.D	8/4/2020 4:30 PM
08	ZZZZZ	2006330-013A	08042017.D	8/4/2020 4:57 PM
09	ZZZZZ	2006330-014A	08042018.D	8/4/2020 5:24 PM
10	ZZZZZ	2006330-015A	08042019.D	8/4/2020 5:51 PM
11	TRNWX-S-700	2006583-002A	08042020.D	8/4/2020 6:19 PM

FORM VI  
Petroleum Hydrocarbons INITIAL CALIBRATION DATA

Lab Name: RTI Laboratories, Inc. Contract:

Lab Code: GLEN01 Workorder: 2006583

Calibration ID: 116937

Instrument ID: GC-FID-NPD

Calibration Begin Date/Time: 2/28/2020 9:53 AM

GC Column: Rtx-5 cat10255

Calibration End Date/Time: 2/28/2020 3:20 PM

Column ID: Rtx-5(mm)

LAB FILE ID:														
ICAL1-ORO-02282002282010.D		ICAL2-ORO-02282002282011.D		ICAL5-ORO-02282002282014.D		ICAL6-ORO-02282002282015.D		ICAL5-ORO-02282002282014.D						
ICAL6-ORO-02282002282015.D														
COMPOUND	ICAL1- ORO- 022820	ICAL2- ORO- 022820	ICAL3- ORO- 022820	ICAL4- ORO- 022820	ICAL5- ORO- 022820	ICAL6- ORO- 022820					CF	% RSD	R <sup>2</sup>	Curve Type
Diesel Range Organics C10-C28	2506600	1948800	1777900	1769700	1841600	1755200	0	0	0	0			0.999450	LINEAR
n-Eicosane	2346700	2244700	1682600	1969300	1916300	1887600	0	0	0	0			0.998179	LINEAR
Squalene	2162500	1891900	1534000	1583800	1631400	1645700	0	0	0	0			0.998673	LINEAR

\* Compounds with required minimum RRF and maximum %RSD values.

All other compounds must meet a minimum RRF of 0.010.

FORM VI  
Petroleum Hydrocarbons INITIAL CALIBRATION DATA

Lab Name: RTI Laboratories, Inc. Contract:

Lab Code: GLEN01 Workorder: 2006583

Calibration ID: 119812

Instrument ID: GC-FID-NPD

Calibration Begin Date/Time: 7/29/2020 9:21 PM

GC Column: Rtx-5 cat10255

Calibration End Date/Time: 7/30/2020 2:47 AM

Column ID: Rtx-5(mm)

LAB FILE ID:														
<u>ICAL1-DRO-07292007292003.D</u>		<u>ICAL2-DRO-07292007292004.D</u>		<u>ICAL5-DRO-07292007292007.D</u>		<u>ICAL6-ORO-07292007292015.D</u>		<u>ICAL5-DRO-07292007292007.D</u>						
<u>ICAL6-ORO-07292007292015.D</u>														
COMPOUND	ICAL1-DRO-072920	ICAL2-DRO-072920	ICAL3-ORO-072920	ICAL4-ORO-072920	ICAL5-DRO-072920	ICAL6-ORO-072920					<div>—</div> CF	% <div>RSD</div>	R <sup>2</sup>	Curve Type
Diesel Range Organics C10-C28	4239300	2528200	2365700	2125800	2235600	2172700	0	0	0	0			0.999793	LINEAR
n-Eicosane	3574300	2772600	2438700	2287300	2535100	2466600	0	0	0	0			0.997490	LINEAR
Squalene	2905100	2113300	2139300	2029100	2120700	1930700	0	0	0	0			0.997869	LINEAR

\* Compounds with required minimum RRF and maximum %RSD values.

All other compounds must meet a minimum RRF of 0.010.



## FORM VI C

## Petroleum Hydrocarbons INITIAL CALIBRATION DATA - RETENTION TIMES

Lab Name: RTI Laboratories, Inc. Contract:Lab Code: GLEN01Workorder: 2006583Calibration ID: 116937Instrument ID: GC-FID-NPDCalibration Begin Date/Time: 2/28/2020 9:53 AMGC Column: Rtx-5 cat10255Calibration End Date/Time: 2/28/2020 3:20 PMColumn ID: Rtx-5(mm)

## LAB FILE ID:

ICAL1-ORO-022820 02282010.DICAL2-ORO-022820 02282011.DICAL5-ORO-022820 02282014.DICAL6-ORO-022820 02282015.DICAL5-ORO-022820 02282014.DICAL6-ORO-022820 02282015.D

COMPOUND	ICAL1- ORO- 022820	ICAL2- ORO- 022820	ICAL3- ORO- 022820	ICAL4- ORO- 022820	ICAL5- ORO- 022820	ICAL6- ORO- 022820					Mean RT	Lower RT Limit	Upper RT Limit	
Diesel Range Organics C10-C20	5.05	5.05	5.05	5.05	5.05	5.05	0	0	0	0	5.05	5.05	5.05	
Diesel Range Organics C10-C25	5.15	5.15	5.15	5.15	5.15	5.15	0	0	0	0	5.15	5.15	5.15	
Diesel Range Organics C10-C28	6.85	6.85	6.85	6.85	6.85	6.85	0	0	0	0	6.85	6.85	6.85	
Diesel Range Organics C10-C36	0	8.4	8.4	8.4	8.4	8.4	0	0	0	0	8.40	8.40	8.40	
n-Eicosane	8.83	8.83	8.83	8.83	8.83	8.83	0	0	0	0	8.83	8.83	8.83	
Oil Range Organics C20-C34	9.23	9.23	9.23	9.23	9.23	9.23	0	0	0	0	9.23	9.23	9.23	
Oil Range Organics C25-C36	10.7	10.7	10.7	10.7	10.7	10.7	0	0	0	0	10.70	10.70	10.70	
Squalene	11.559	11.558	11.558	11.559	11.559	11.559	0	0	0	0	11.56	11.56	11.56	

## FORM VI C

## Petroleum Hydrocarbons INITIAL CALIBRATION DATA - RETENTION TIMES

Lab Name: RTI Laboratories, Inc. Contract:Lab Code: GLEN01Workorder: 2006583Calibration ID: 119812Instrument ID: GC-FID-NPDCalibration Begin Date/Time: 7/29/2020 9:21 PMGC Column: Rtx-5 cat10255Calibration End Date/Time: 7/30/2020 2:47 AMColumn ID: Rtx-5(mm)

## LAB FILE ID:

ICAL1-DRO-072920 07292003.DICAL2-DRO-072920 07292004.DICAL5-DRO-072920 07292007.DICAL6-ORO-072920 07292015.DICAL5-DRO-072920 07292007.DICAL6-ORO-072920 07292015.D

COMPOUND	ICAL1-DRO-072920	ICAL2-DRO-072920	ICAL3-ORO-072920	ICAL4-ORO-072920	ICAL5-DRO-072920	ICAL6-ORO-072920					Mean RT	Lower RT Limit	Upper RT Limit	
Diesel Range Organics C10-C20	5.05	5.05	5.05	5.05	5.05	5.05	0	0	0	0	5.05	5.05	5.05	
Diesel Range Organics C10-C25	5.15	5.15	5.15	5.15	5.15	5.15	0	0	0	0	5.15	5.15	5.15	
Diesel Range Organics C10-C28	6.85	6.85	6.85	6.85	6.85	6.85	0	0	0	0	6.85	6.85	6.85	
Diesel Range Organics C10-C36	0	8.4	8.4	8.4	8.4	8.4	0	0	0	0	8.40	8.40	8.40	
n-Eicosane	8.822	8.822	8.821	8.822	8.822	8.822	0	0	0	0	8.82	8.82	8.82	
Oil Range Organics C20-C34	9.23	9.23	9.23	9.23	9.23	9.23	0	0	0	0	9.23	9.23	9.23	
Oil Range Organics C25-C36	10.7	10.7	10.7	10.7	10.7	10.7	0	0	0	0	10.70	10.70	10.70	
Squalene	11.562	11.562	11.563	11.564	11.564	11.564	0	0	0	0	11.56	11.56	11.56	

FORM VII B  
CONTINUING CALIBRATION CHECK

Lab Name: RTI Laboratories, Inc.

Contract: USA17

Case No: USA17

Lab Code: GLEN01

SAS No.:

SDG No.: 2006583

Instrument ID: GC-FID-NPD

Lab File ID: 02282009.D

Sample ID: ICV-DRO-022820

GC Column: Rtx-5

GC Column ID: Rtx-5 cat10255(mm)

Cal. Begin Date: 2/28/2020 9:53 AM

Cal. End Date: 2/28/2020 3:20 PM

COMPOUND	CURVE TYPE	ICAL Avg RRF	minRRF	RRF	%D	MAX %D	THEO CONC	RCVR CONC	%Drift	MAX %D <sup>2</sup>
Diesel Range Organics C10-C28	LINEAR	0	0.10000	1838000		20	1000	1000	1.65	20
n-Eicosane	LINEAR	0	0.10000	0		20	10.0	0	100	20
Squalene	LINEAR	0	0.10000	1687900		20	20.0	21.0	3.03	20

FORM VII B  
CONTINUING CALIBRATION CHECK

Lab Name: RTI Laboratories, Inc.

Contract: USA17

Case No: USA17

Lab Code: GLEN01

SAS No.:

SDG No.: 2006583

Instrument ID: GC-FID-NPD

Lab File ID: 07162004.D

Sample ID: CCV-DRO-071620

GC Column: Rtx-5

GC Column ID: Rtx-5 cat10255(mm)

Cal. Begin Date: 2/28/2020 9:53 AM

Cal. End Date: 2/28/2020 3:20 PM

COMPOUND	CURVE TYPE	ICAL Avg RRF	minRRF	RRF	%D	MAX %D	THEO CONC	RCVR CONC	%Drift	MAX %D <sup>2</sup>
Diesel Range Organics C10-C28	LINEAR	0	0.10000	1723500		20	1000	950	4.80	20
n-Eicosane	LINEAR	0	0.10000	0		20	10.0	0	100	20
Squalene	LINEAR	0	0.10000	1498700		20	20.0	18.0	8.95	20

FORM VII B  
CONTINUING CALIBRATION CHECK

Lab Name: RTI Laboratories, Inc.

Contract: USA17

Case No: USA17

Lab Code: GLEN01

SAS No.:

SDG No.: 2006583

Instrument ID: GC-FID-NPD

Lab File ID: 07162028.D

Sample ID: CCV-DRO-071620A

GC Column: Rtx-5

GC Column ID: Rtx-5 cat10255(mm)

Cal. Begin Date: 2/28/2020 9:53 AM

Cal. End Date: 2/28/2020 3:20 PM

COMPOUND	CURVE TYPE	ICAL Avg RRF	minRRF	RRF	%D	MAX %D	THEO CONC	RCVR CONC	%Drift	MAX %D <sup>2</sup>
Diesel Range Organics C10-C28	LINEAR	0	0.10000	1750800		20	1000	970	3.26	20
n-Eicosane	LINEAR	0	0.10000	0		20	10.0	0	100	20
Squalene	LINEAR	0	0.10000	1577000		20	20.0	19.0	3.99	20

FORM VII B  
CONTINUING CALIBRATION CHECK

Lab Name: RTI Laboratories, Inc.

Contract: USA17

Case No: USA17

Lab Code: GLEN01

SAS No.:

SDG No.: 2006583

Instrument ID: GC-FID-NPD

Lab File ID: 07162042.D

Sample ID: CCV-DRO-071620B

GC Column: Rtx-5

GC Column ID: Rtx-5 cat10255(mm)

Cal. Begin Date: 2/28/2020 9:53 AM

Cal. End Date: 2/28/2020 3:20 PM

COMPOUND	CURVE TYPE	ICAL Avg RRF	minRRF	RRF	%D	MAX %D	THEO CONC	RCVR CONC	%Drift	MAX %D <sup>2</sup>
Diesel Range Organics C10-C28	LINEAR	0	0.10000	1586900		20	1000	880	12.5	20
n-Eicosane	LINEAR	0	0.10000	0		20	10.0	0	100	20
Squalene	LINEAR	0	0.10000	1358200		20	20.0	16.0	17.8	20

FORM VII B  
CONTINUING CALIBRATION CHECK

Lab Name: RTI Laboratories, Inc.

Contract: USA17

Case No: USA17

Lab Code: GLEN01

SAS No.:

SDG No.: 2006583

Instrument ID: GC-FID-NPD

Lab File ID: 07202004.D

Sample ID: CCV-DRO-072020

GC Column: Rtx-5

GC Column ID: Rtx-5 cat10255(mm)

Cal. Begin Date: 2/28/2020 9:53 AM

Cal. End Date: 2/28/2020 3:20 PM

COMPOUND	CURVE TYPE	ICAL Avg RRF	minRRF	RRF	%D	MAX %D	THEO CONC	RCVR CONC	%Drift	MAX %D <sup>2</sup>
Diesel Range Organics C10-C28	LINEAR	0	0.10000	1624800		20	1000	900	10.4	20
n-Eicosane	LINEAR	0	0.10000	0		20	10.0	0	100	20
Squalene	LINEAR	0	0.10000	1362200		20	20.0	16.0	17.6	20

FORM VII B  
CONTINUING CALIBRATION CHECK

Lab Name: RTI Laboratories, Inc.

Contract: USA17

Case No: USA17

Lab Code: GLEN01

SAS No.:

SDG No.: 2006583

Instrument ID: GC-FID-NPD

Lab File ID: 07202021.D

Sample ID: CCV-DRO-072020-1

GC Column: Rtx-5

GC Column ID: Rtx-5 cat10255(mm)

Cal. Begin Date: 2/28/2020 9:53 AM

Cal. End Date: 2/28/2020 3:20 PM

COMPOUND	CURVE TYPE	ICAL Avg RRF	minRRF	RRF	%D	MAX %D	THEO CONC	RCVR CONC	%Drift	MAX %D <sup>2</sup>
Diesel Range Organics C10-C28	LINEAR	0	0.10000	1902800		20	1000	1100	5.30	20
n-Eicosane	LINEAR	0	0.10000	0		20	10.0	0	100	20
Squalene	LINEAR	0	0.10000	1400700		20	20.0	17.0	15.1	20



FORM VII B  
CONTINUING CALIBRATION CHECK

Lab Name: RTI Laboratories, Inc.

Contract: USA17

Case No: USA17

Lab Code: GLEN01

SAS No.:

SDG No.: 2006583

Instrument ID: GC-FID-NPD

Lab File ID: 07202025.D

Sample ID: CCV-DRO-072020-2

GC Column: Rtx-5

GC Column ID: Rtx-5 cat10255(mm)

Cal. Begin Date: 2/28/2020 9:53 AM

Cal. End Date: 2/28/2020 3:20 PM

COMPOUND	CURVE TYPE	ICAL Avg RRF	minRRF	RRF	%D	MAX %D	THEO CONC	RCVR CONC	%Drift	MAX %D <sup>2</sup>
Diesel Range Organics C10-C28	LINEAR	0	0.10000	1875500		20	1000	1000	3.77	20
n-Eicosane	LINEAR	0	0.10000	0		20	10.0	0	100	20
Squalene	LINEAR	0	0.10000	1370100		20	20.0	17.0	17.1	20

FORM VII B  
CONTINUING CALIBRATION CHECK

Lab Name: RTI Laboratories, Inc.

Contract: USA17

Case No: USA17

Lab Code: GLEN01

SAS No.:

SDG No.: 2006583

Instrument ID: GC-FID-NPD

Lab File ID: 07292009.D

Sample ID: ICV-DRO-072920

GC Column: Rtx-5

GC Column ID: Rtx-5 cat10255(mm)

Cal. Begin Date: 7/29/2020 9:21 PM

Cal. End Date: 7/30/2020 2:47 AM

COMPOUND	CURVE TYPE	ICAL Avg RRF	minRRF	RRF	%D	MAX %D	THEO CONC	RCVR CONC	%Drift	MAX %D <sup>2</sup>
Diesel Range Organics C10-C28	LINEAR	0	0.10000	2254500		20	1000	1000	0.469	20
n-Eicosane	LINEAR	0	0.10000	0		20	10.0	0	100	20
Squalene	LINEAR	0	0.10000	2105100		20	20.0	21.0	3.80	20

FORM VII B  
CONTINUING CALIBRATION CHECK

Lab Name: RTI Laboratories, Inc.

Contract: USA17

Case No: USA17

Lab Code: GLEN01

SAS No.:

SDG No.: 2006583

Instrument ID: GC-FID-NPD

Lab File ID: 07292016.D

Sample ID: ICV-ORO-072920

GC Column: Rtx-5

GC Column ID: Rtx-5 cat10255(mm)

Cal. Begin Date: 7/29/2020 9:21 PM

Cal. End Date: 7/30/2020 2:47 AM

COMPOUND	CURVE TYPE	ICAL Avg RRF	minRRF	RRF	%D	MAX %D	THEO CONC	RCVR CONC	%Drift	MAX %D <sup>2</sup>	
Diesel Range Organics C10-C28	LINEAR	0	0.10000	0		20	1000	0	100	20	Q
n-Eicosane	LINEAR	0	0.10000	2284700		20	10.0	8.70	13.2	20	
Squalene	LINEAR	0	0.10000	0		20	20.0	0	100	20	Q

FORM VII B  
CONTINUING CALIBRATION CHECK

Lab Name: RTI Laboratories, Inc.

Contract: USA17

Case No: USA17

Lab Code: GLEN01

SAS No.:

SDG No.: 2006583

Instrument ID: GC-FID-NPD

Lab File ID: 08042004.D

Sample ID: CCV-DRO-080420

GC Column: Rtx-5

GC Column ID: Rtx-5 cat10255(mm)

Cal. Begin Date: 7/29/2020 9:21 PM

Cal. End Date: 7/30/2020 2:47 AM

COMPOUND	CURVE TYPE	ICAL Avg RRF	minRRF	RRF	%D	MAX %D	THEO CONC	RCVR CONC	%Drift	MAX %D <sup>2</sup>
Diesel Range Organics C10-C28	LINEAR	0	0.10000	2338400		20	1000	1000	3.39	20
n-Eicosane	LINEAR	0	0.10000	0		20	10.0	0	100	20
Squalene	LINEAR	0	0.10000	1940000		20	20.0	19.0	4.76	20

FORM VII B  
CONTINUING CALIBRATION CHECK

Lab Name: RTI Laboratories, Inc.

Contract: USA17

Case No: USA17

Lab Code: GLEN01

SAS No.:

SDG No.: 2006583

Instrument ID: GC-FID-NPD

Lab File ID: 08042007.D

Sample ID: CCV-ORO-080420

GC Column: Rtx-5

GC Column ID: Rtx-5 cat10255(mm)

Cal. Begin Date: 7/29/2020 9:21 PM

Cal. End Date: 7/30/2020 2:47 AM

COMPOUND	CURVE TYPE	ICAL Avg RRF	minRRF	RRF	%D	MAX %D	THEO CONC	RCVR CONC	%Drift	MAX %D <sup>2</sup>	
Diesel Range Organics C10-C28	LINEAR	0	0.10000	0		20	1000	0	100	20	Q
n-Eicosane	LINEAR	0	0.10000	3243900		20	10.0	12.0	21.1	20	Q
Squalene	LINEAR	0	0.10000	0		20	20.0	0	100	20	Q

FORM VII B  
CONTINUING CALIBRATION CHECK

Lab Name: RTI Laboratories, Inc.

Contract: USA17

Case No: USA17

Lab Code: GLEN01

SAS No.:

SDG No.: 2006583

Instrument ID: GC-FID-NPD

Lab File ID: 08042024.D

Sample ID: CCV-DRO-080420A

GC Column: Rtx-5

GC Column ID: Rtx-5 cat10255(mm)

Cal. Begin Date: 7/29/2020 9:21 PM

Cal. End Date: 7/30/2020 2:47 AM

COMPOUND	CURVE TYPE	ICAL Avg RRF	minRRF	RRF	%D	MAX %D	THEO CONC	RCVR CONC	%Drift	MAX %D <sup>2</sup>
Diesel Range Organics C10-C28	LINEAR	0	0.10000	2624200		20	1000	1200	16.6	20
n-Eicosane	LINEAR	0	0.10000	0		20	10.0	0	100	20
Squalene	LINEAR	0	0.10000	2021900		20	20.0	18.0	8.36	20

FORM VII B  
CONTINUING CALIBRATION CHECK

Lab Name: RTI Laboratories, Inc.

Contract: USA17

Case No: USA17

Lab Code: GLEN01

SAS No.:

SDG No.: 2006583

Instrument ID: GC-FID-NPD

Lab File ID: 08042025.D

Sample ID: CCV-ORO-080420A

GC Column: Rtx-5

GC Column ID: Rtx-5 cat10255(mm)

Cal. Begin Date: 7/29/2020 9:21 PM

Cal. End Date: 7/30/2020 2:47 AM

COMPOUND	CURVE TYPE	ICAL Avg RRF	minRRF	RRF	%D	MAX %D	THEO CONC	RCVR CONC	%Drift	MAX %D <sup>2</sup>	
Diesel Range Organics C10-C28	LINEAR	0	0.10000	0		20	1000	0	100	20	Q
n-Eicosane	LINEAR	0	0.10000	3493500		20	10.0	13.0	30.4	20	Q
Squalene	LINEAR	0	0.10000	0		20	20.0	0	100	20	Q

FORM VII B  
CONTINUING CALIBRATION CHECK

Lab Name: RTI Laboratories, Inc.

Contract: USA17

Case No: USA17

Lab Code: GLEN01

SAS No.:

SDG No.: 2006583

Instrument ID: GC-FID-NPD

Lab File ID: 08042039.D

Sample ID: CCV-DRO-080420B

GC Column: Rtx-5

GC Column ID: Rtx-5 cat10255(mm)

Cal. Begin Date: 7/29/2020 9:21 PM

Cal. End Date: 7/30/2020 2:47 AM

COMPOUND	CURVE TYPE	ICAL Avg RRF	minRRF	RRF	%D	MAX %D	THEO CONC	RCVR CONC	%Drift	MAX %D <sup>2</sup>
Diesel Range Organics C10-C28	LINEAR	0	0.10000	2529200		20	1000	1100	12.2	20
n-Eicosane	LINEAR	0	0.10000	0		20	10.0	0	100	20
Squalene	LINEAR	0	0.10000	2009300		20	20.0	18.0	8.93	20



FORM VII B  
CONTINUING CALIBRATION CHECK

Lab Name: RTI Laboratories, Inc.

Contract: USA17

Case No: USA17

Lab Code: GLEN01

SAS No.:

SDG No.: 2006583

Instrument ID: GC-FID-NPD

Lab File ID: 08042040.D

Sample ID: CCV-ORO-080420B

GC Column: Rtx-5

GC Column ID: Rtx-5 cat10255(mm)

Cal. Begin Date: 7/29/2020 9:21 PM

Cal. End Date: 7/30/2020 2:47 AM

COMPOUND	CURVE TYPE	ICAL Avg RRF	minRRF	RRF	%D	MAX %D	THEO CONC	RCVR CONC	%Drift	MAX %D <sup>2</sup>	
Diesel Range Organics C10-C28	LINEAR	0	0.10000	0		20	1000	0	100	20	Q
n-Eicosane	LINEAR	0	0.10000	3249800		20	10.0	12.0	21.3	20	Q
Squalene	LINEAR	0	0.10000	0		20	20.0	0	100	20	Q

FORM VIII PEST1  
PESTICIDE ANALYTICAL SEQUENCE

Lab Name: RTI Laboratories, Inc. Contract: USA17  
 Lab Code: GLEN01 ClientID: USA17 SAS No.: SDG No.: 2006583  
 GC Column: Rtx-5 ID: Rtx-5 cat10255(mm)  
 Init. Calib. Date(s): 2/28/2020 2/28/2020 Instrument ID: GC-FID-NPD

THE ANALYTICAL SEQUENCE OF PERFORMANCE EVALUATION MIXTURES ,BLANKS,  
SAMPLES, AND STANDARDS IS GIVEN BELOW:

SURROGATE RT FROM CONTINUING CALIBRATION					
(DC4): 15.66			(4BF): 11.56		
	CLIENT SAMPLE NO.	LAB SAMPLE ID	DATE ANALYZED	TIME ANALYZED	RT #
01	ICV-DRO-022820	ICV-DRO-022820	2/28/2020	12:37	0.00
01	CCV-DRO-071620	CCV-DRO-071620	7/16/2020	12:12	0.00
02	MB-52015	MB-52015	7/16/2020	14:57	8.83
03	LCS-52015	LCS-52015	7/16/2020	15:25	8.83
04	LCSD-52015	LCSD-52015	7/16/2020	15:52	8.83
05	TRNWX-S-900	2006583-006A	7/16/2020	16:20	8.83
06	TRNWX-S-900MS	2006583-006A	7/16/2020	16:47	8.83
07	TRNWX-S-900MSD	2006583-006A	7/16/2020	17:15	8.83
08	ZZZZZ	2006518-022A	7/16/2020	17:42	8.83
09	ZZZZZ	2006518-023A	7/16/2020	18:09	8.83
10	ZZZZZ	2006518-024A	7/16/2020	18:37	8.83
11	ZZZZZ	2006518-025A	7/16/2020	19:04	8.83
12	ZZZZZ	2006518-026A	7/16/2020	19:32	8.83
13	ZZZZZ	2006454-002A	7/16/2020	19:59	8.85
14	ZZZZZ	2006454-008A	7/16/2020	20:27	8.83
15	ZZZZZ	2006454-009A	7/16/2020	20:54	8.83
16	ZZZZZ	2006454-012A	7/16/2020	21:22	8.83
17	CCB-071620A	CCB-071620A	7/16/2020	22:43	8.83
01	CCV-DRO-071620A	CCV-DRO-071620A	7/16/2020	23:11	0.00
02	ZZZZZ	2006583-001A	7/16/2020	23:38	8.83
03	TAFBS-S-78	2006583-003A	7/17/2020	00:05	8.83
04	TRNWX-S-800	2006583-004A	7/17/2020	00:33	8.83
05	TAFBS-S-79	2006583-005A	7/17/2020	01:00	8.83
06	TAFBS-S-80	2006583-007A	7/17/2020	01:27	8.83
07	TRNWX-S-200	2006583-008A	7/17/2020	01:54	8.83
08	TAFBS-S-81	2006583-009A	7/17/2020	02:21	8.83
09	TRNWX-S-100	2006583-010A	7/17/2020	02:48	8.83
10	ZZZZZ	2006454-018A	7/17/2020	03:16	8.83
11	ZZZZZ	2006583-002A	7/17/2020	03:43	8.83

Lab Name: RTI Laboratories, Inc. Contract: USA17

Lab Code: GLEN01 ClientID: USA17 SAS No.: SDG No.: 2006583

GC Column: Rtx-5 ID: Rtx-5 cat10255(mm)

Init. Calib. Date(s): 2/28/2020 2/28/2020 Instrument ID: GC-FID-NPD

SURROGATE RT FROM CONTINUING CALIBRATION	
(DC4): 15.66	(4BF): 11.56

	CLIENT SAMPLE NO.	LAB SAMPLE ID	DATE ANALYZED	TIME ANALYZED	RT #	RT #
12	CCB-071620B	CCB-071620B	7/17/2020	05:04	8.83	11.55
01	CCV-DRO-071620B	CCV-DRO-071620B	7/17/2020	05:31	0.00	11.55

```
= n-Eicosane                                     (± 0.00 MINUTES)
```

```
= Squalene                                         (± 0.00 MINUTES)
```

# Column used to flag values outside QC limits with an asterisk.      \* Values outside of QC limits.

FORM VIII PEST1  
PESTICIDE ANALYTICAL SEQUENCE

Lab Name: RTI Laboratories, Inc. Contract: USA17  
Lab Code: GLEN01 ClientID: USA17 SAS No.: SDG No.: 2006583  
GC Column: Rtx-5 ID: Rtx-5 cat10255(mm)  
Init. Calib. Date(s): 2/28/2020 2/28/2020 Instrument ID: GC-FID-NPD

THE ANALYTICAL SEQUENCE OF PERFORMANCE EVALUATION MIXTURES ,BLANKS,  
SAMPLES, AND STANDARDS IS GIVEN BELOW:

SURROGATE RT FROM CONTINUING CALIBRATION					
(DC4): 15.66			(4BF): 11.56		
	CLIENT SAMPLE NO.	LAB SAMPLE ID	DATE ANALYZED	TIME ANALYZED	RT #
01	ICV-DRO-022820	ICV-DRO-022820	2/28/2020	12:37	0.00
02	ZZZZZ	RTX-072020	7/20/2020	12:18	0.00
03	CCB-072020	CCB-072020	7/20/2020	12:45	8.83
04	CRQL-DRO-072020	CRQL-DRO-072020	7/20/2020	13:12	0.00
01	CCV-DRO-072020	CCV-DRO-072020	7/20/2020	13:40	0.00
02	ZZZZZ	2006518-013A	7/20/2020	14:35	8.83
03	ZZZZZ	2006518-014A	7/20/2020	15:02	8.83
04	ZZZZZ	2006518-015A	7/20/2020	15:30	8.83
05	MS	2006518-015AMS	7/20/2020	15:57	8.83
06	MSD	2006518-015AMSD	7/20/2020	16:24	8.83
07	ZZZZZ	2006518-016A	7/20/2020	16:52	8.83
08	ZZZZZ	2006518-017A	7/20/2020	17:19	8.83
09	ZZZZZ	2006518-018A	7/20/2020	17:47	8.83
10	ZZZZZ	2006518-019A	7/20/2020	18:14	8.83
11	ZZZZZ	2006518-020A	7/20/2020	18:42	8.83
12	ZZZZZ	2006518-021A	7/20/2020	19:09	8.83
13	CCB-072020-1	CCB-072020-1	7/20/2020	20:59	8.83
01	CCV-DRO-072020-1	CCV-DRO-072020-1	7/20/2020	21:26	0.00
02	ZZZZZ	2006583-002A	7/20/2020	21:53	8.83
03	TAFBS-S-77	2006583-001A	7/20/2020	22:21	8.83
04	CCB-072020-2	CCB-072020-2	7/20/2020	22:48	8.83
01	CCV-DRO-072020-2	CCV-DRO-072020-2	7/20/2020	23:15	0.00

QC LIMITS

= n-Eicosane (± 0.00 MINUTES)  
= Squalene (± 0.00 MINUTES)

# Column used to flag values outside QC limits with an asterisk. \* Values outside of QC limits.

FORM VIII PEST1  
PESTICIDE ANALYTICAL SEQUENCE

Lab Name: RTI Laboratories, Inc. Contract: USA17  
Lab Code: GLEN01 ClientID: USA17 SAS No.: SDG No.: 2006583  
GC Column: Rtx-5 ID: Rtx-5 cat10255(mm)  
Init. Calib. Date(s): 7/29/2020 7/30/2020 Instrument ID: GC-FID-NPD

THE ANALYTICAL SEQUENCE OF PERFORMANCE EVALUATION MIXTURES ,BLANKS,  
SAMPLES, AND STANDARDS IS GIVEN BELOW:

SURROGATE RT FROM CONTINUING CALIBRATION					
(DC4): 15.66			(4BF): 11.56		
	CLIENT SAMPLE NO.	LAB SAMPLE ID	DATE ANALYZED	TIME ANALYZED	RT #
01	ICV-DRO-072920	ICV-DRO-072920	7/30/2020	00:05	11.56
01	ICV-ORO-072920	ICV-ORO-072920	7/30/2020	03:14	0.00
01	CCV-DRO-080420	CCV-DRO-080420	8/4/2020	11:03	11.56
02	CRQL-DRO-080420	CRQL-DRO-080420	8/4/2020	11:30	0.00
03	CRQL-ORO-080420	CRQL-ORO-080420	8/4/2020	11:57	0.00
01	CCV-ORO-080420	CCV-ORO-080420	8/4/2020	12:25	0.00
02	MB-52164	MB-52164	8/4/2020	12:52	11.56
03	LCS-52164-DRO	LCS-52164-DRO	8/4/2020	13:19	11.56
04	LCSD-52164-DRO	LCSD-52164-DRO	8/4/2020	13:46	11.56
05	LCS-ORO	LCS-ORO	8/4/2020	14:13	11.55
06	LCSD-ORO	LCSD-ORO	8/4/2020	14:41	11.55
07	LOQ	LOQ	8/4/2020	15:08	11.56
08	ZZZZZ	2006330-010A	8/4/2020	15:35	11.56
09	ZZZZZ	2006330-011A	8/4/2020	16:02	11.56
10	ZZZZZ	2006330-012A	8/4/2020	16:30	11.56
11	ZZZZZ	2006330-013A	8/4/2020	16:57	11.56
12	ZZZZZ	2006330-014A	8/4/2020	17:24	11.56
13	ZZZZZ	2006330-015A	8/4/2020	17:51	11.58
14	TRNWX-S-700	2006583-002A	8/4/2020	18:19	11.56
15	ZZZZZ	2006518-009A	8/4/2020	18:46	11.56
16	ZZZZZ	2006518-011A	8/4/2020	19:13	11.57
17	CCB-080420A	CCB-080420A	8/4/2020	19:40	11.56
01	CCV-DRO-080420A	CCV-DRO-080420A	8/4/2020	20:07	11.56
01	CCV-ORO-080420A	CCV-ORO-080420A	8/4/2020	20:34	0.00
02	ZZZZZ	2006302-016A	8/4/2020	21:02	11.56
03	ZZZZZ	2006330-001A	8/4/2020	21:29	11.56
04	ZZZZZ	2006330-002A	8/4/2020	21:56	11.56
05	ZZZZZ	2006330-003A	8/4/2020	22:23	11.56
06	ZZZZZ	2006330-004A	8/4/2020	22:50	11.56

FORM VIII PEST1  
PESTICIDE ANALYTICAL SEQUENCE

Lab Name: RTI Laboratories, Inc. Contract: USA17  
 Lab Code: GLEN01 ClientID: USA17 SAS No.: SDG No.: 2006583  
 GC Column: Rtx-5 ID: Rtx-5 cat10255(mm)  
 Init. Calib. Date(s): 7/29/2020 7/30/2020 Instrument ID: GC-FID-NPD

THE ANALYTICAL SEQUENCE OF PERFORMANCE EVALUATION MIXTURES ,BLANKS,  
SAMPLES, AND STANDARDS IS GIVEN BELOW:

SURROGATE RT FROM CONTINUING CALIBRATION					
(DC4): 15.66			(4BF): 11.56		
	CLIENT SAMPLE NO.	LAB SAMPLE ID	DATE ANALYZED	TIME ANALYZED	RT #
07	ZZZZZ	2006330-005A	8/4/2020	23:16	8.82
08	ZZZZZ	2006330-006A	8/4/2020	23:43	8.82
09	ZZZZZ	2006330-007A	8/5/2020	00:10	8.82
10	ZZZZZ	2006330-008A	8/5/2020	00:37	8.82
11	ZZZZZ	2006330-009A	8/5/2020	01:04	8.83
12	CCB-080420B	CCB-080420B	8/5/2020	02:25	8.82
01	CCV-DRO-080420B	CCV-DRO-080420B	8/5/2020	02:52	0.00
01	CCV-ORO-080420B	CCV-ORO-080420B	8/5/2020	03:18	8.82

QC LIMITS

= n-Eicosane (± 0.00 MINUTES)  
 = Squalene (± 0.00 MINUTES)

# Column used to flag values outside QC limits with an asterisk. \* Values outside of QC limits.

Data Directory: R:\2\DATA\071620\

SampleName	MiscInfo	Vial	Multiplier	Injection Time
1) 0716200A.D PRIME		100	1.000	16 Jul 2020 8:32 am
2) 0716201B.D PRIME		100	1.000	16 Jul 2020 8:59 am
3) 0716202C.D PRIME		100	1.000	16 Jul 2020 9:27 am
4) 0716203D.D PRIME		100	1.000	16 Jul 2020 9:54 am
5) 0716204E.D PRIME		100	1.000	16 Jul 2020 10:22 am
6) 07162001.D RTX-071620		1	1.000	16 Jul 2020 10:49 am
7) 07162002.D CCB-071620		2	1.000	16 Jul 2020 11:16 am
8) 07162003.D CRQL-DRO-071620		3	1.000	16 Jul 2020 11:44 am
9) 07162004.D CCV-DRO-071620		4	1.000	16 Jul 2020 12:12 pm
10) 07162005.D CRQL-ORO-071620	Data not used	5	1.000	16 Jul 2020 12:40 pm
11) 07162006.D CCV-ORO-071620	Data not used	6	1.000	16 Jul 2020 1:07 pm
12) 07162007.D Rinse		7	1.000	16 Jul 2020 1:35 pm
13) 07162008.D CCV-ORO-071620A	Data not used	8	1.000	16 Jul 2020 2:02 pm
14) 07162009.D CCV-ORO-071620B	Data not used	9	1.000	16 Jul 2020 2:30 pm
15) 07162010.D MB-52015		10	1.000	16 Jul 2020 2:57 pm
16) 07162011.D LCS-52015		11	1.000	16 Jul 2020 3:25 pm
17) 07162012.D LCSD-52015		12	1.000	16 Jul 2020 3:52 pm
18) 07162013.D 2006583-006A		13	1.000	16 Jul 2020 4:20 pm
19) 07162014.D 2006583-006AMS		14	1.000	16 Jul 2020 4:47 pm
20) 07162015.D 2006583-006AMSD		15	1.000	16 Jul 2020 5:15 pm
21) 07162016.D 2006518-022A		16	1.000	16 Jul 2020 5:42 pm

22) 07162017.D 2006518-023A	17	1.000	16 Jul 2020	6:09 pm
23) 07162018.D 2006518-024A	18	1.000	16 Jul 2020	6:37 pm
24) 07162019.D 2006518-025A	19	1.000	16 Jul 2020	7:04 pm
25) 07162020.D 2006518-026A	20	1.000	16 Jul 2020	7:32 pm
26) 07162021.D 2006454-002A	21	1.000	16 Jul 2020	7:59 pm
27) 07162022.D 2006454-008A	22	1.000	16 Jul 2020	8:27 pm
28) 07162023.D 2006454-009A	23	1.000	16 Jul 2020	8:54 pm
29) 07162024.D 2006454-012A	24	1.000	16 Jul 2020	9:22 pm
30) 07162025.D Rinse	25	1.000	16 Jul 2020	9:49 pm
31) 07162026.D Rinse	25	1.000	16 Jul 2020	10:16 pm
32) 07162027.D CCCB-071620A	2	1.000	16 Jul 2020	10:43 pm
33) 07162028.D CCV-DRO-071620A	4	1.000	16 Jul 2020	11:11 pm
34) 07162029.D 2006583-001A	26	1.000	16 Jul 2020	11:38 pm
35) 07162030.D 2006583-003A	27	1.000	17 Jul 2020	12:05 am
36) 07162031.D 2006583-004A	28	1.000	17 Jul 2020	12:33 am
37) 07162032.D 2006583-005A	29	1.000	17 Jul 2020	1:00 am
38) 07162033.D 2006583-007A	30	1.000	17 Jul 2020	1:27 am
39) 07162034.D 2006583-008A	31	1.000	17 Jul 2020	1:54 am
40) 07162035.D 2006583-009A	32	1.000	17 Jul 2020	2:21 am
41) 07162036.D 2006583-010A	33	1.000	17 Jul 2020	2:48 am
42) 07162037.D 2006454-018A	34	1.000	17 Jul 2020	3:16 am
43) 07162038.D 2006583-002A	35	1.000	17 Jul 2020	3:43 am
44) 07162039.D Rinse	25	1.000	17 Jul 2020	4:10 am
45) 07162040.D				



Rinse	25	1.000	17 Jul 2020	4:37 am
-----				
46) 07162041.D				
CCCB-071620B	2	1.000	17 Jul 2020	5:04 am
-----				
47) 07162042.D				
CCV-DRO-071620B	4	1.000	17 Jul 2020	5:31 am
-----				

Data Path : R:\2\DATA\071620\  
 Data File : 07162001.D  
 Signal(s) : FID2B.CH  
 Acq On : 16 Jul 2020 10:49 am  
 Operator : GCSVOC-Dhiren  
 Sample : RTX-071620  
 Misc :  
 ALS Vial : 1 Sample Multiplier: 1

Integration File: EVENTS.E  
 Quant Time: Jul 16 11:38:27 2020  
 Quant Method : Z:\HPCHEM\2\METHODS\C10-40.M  
 Quant Title : Retention Time C8-40  
 QLast Update : Wed Dec 18 10:37:38 2019  
 Response via : Initial Calibration  
 Integrator: ChemStation 6890 Scale Mode: Large solvent peaks clipped

Volume Inj. :  
 Signal Phase :  
 Signal Info :

	Compound	R.T.	Response	Conc Units
-----				
Target	Compounds			
1)	C8	2.394	174578816	2.132 ug/mL
2)	C10	3.841	174775502	147.494 ug/mL
3)	C12	5.095	175781648	152.611 ug/mL
4)	C14	6.188	176153481	155.295 ug/mL
5)	C16	7.160	177887932	160.062 ug/mL
6)	C18	8.036	180615709	163.655 ug/mL
7)	C20	8.831	181930657	164.421 ug/mL
8)	C22	9.559	182650565	161.920 ug/mL
9)	C24	10.229	179212110	154.715 ug/mL
10)	C25	10.545	162378166	156.097 ug/mL
11)	C26	10.849	172904244	144.619 ug/mL
12)	C28	11.426	157418837	126.815 ug/mL
13)	C30	11.969	132928972	107.033 ug/mL
14)	C32	12.541	101860574	85.623 ug/mL
15)	C34	13.173	74012172	66.925 ug/mL
16)	C36	13.920	49844793	54.076 ug/mL
17)	C38	14.891	32063302	45.549 ug/mL
18)	C40	16.280f	24690452	48.084 ug/mL
-----				

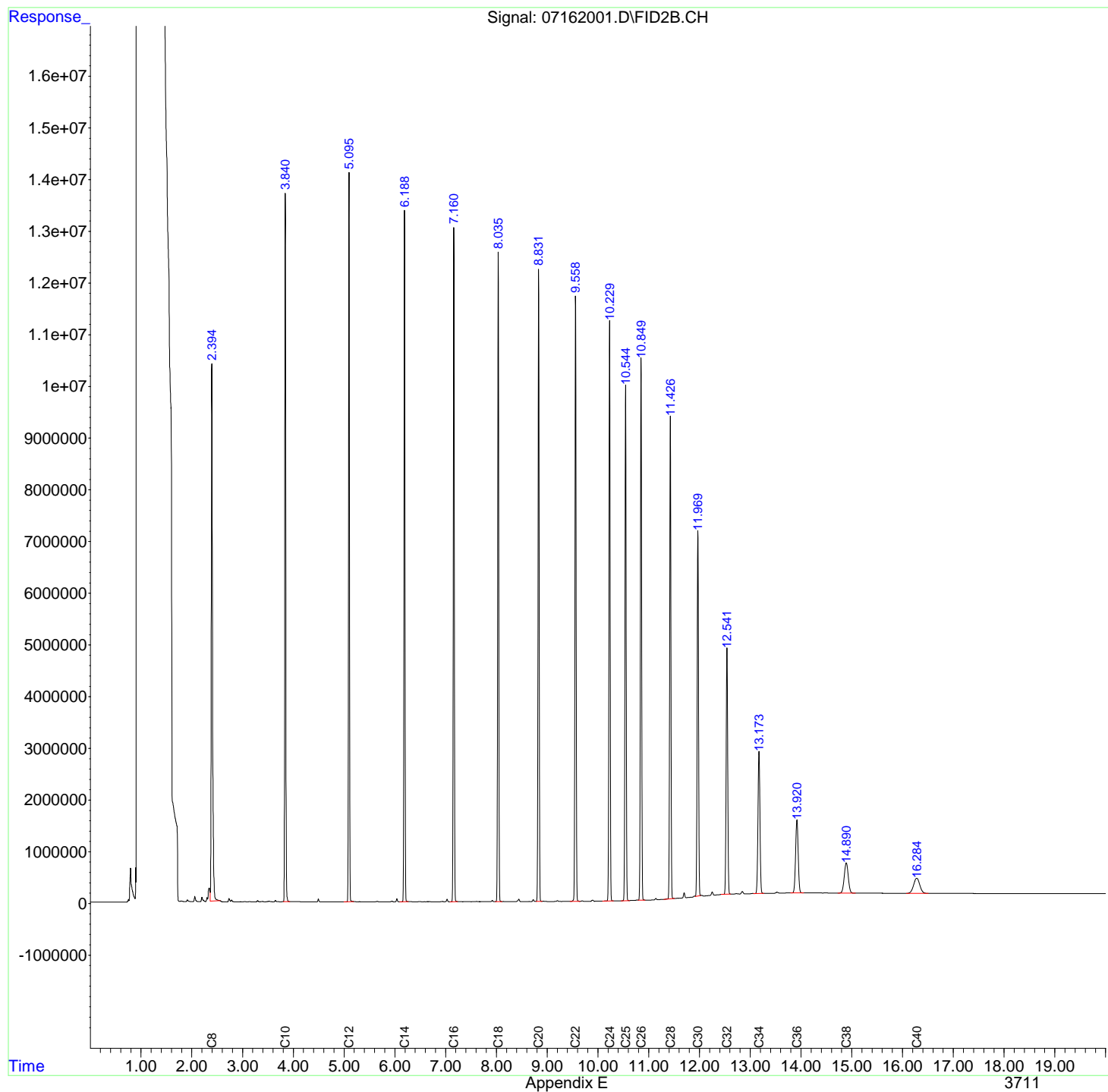
(f)=RT Delta > 1/2 Window

(m)=manual int.

Data Path : R:\2\DATA\071620\  
Data File : 07162001.D  
Signal(s) : FID2B.CH  
Acq On : 16 Jul 2020 10:49 am  
Operator : GCSVOC-Dhiren  
Sample : RTX-071620  
Misc :  
ALS Vial : 1 Sample Multiplier: 1

Integration File: EVENTS.E  
Quant Time: Jul 16 11:38:27 2020  
Quant Method : Z:\HPCHEM\2\METHODS\C10-40.M  
Quant Title : Rentention Time C8-40  
QLast Update : Wed Dec 18 10:37:38 2019  
Response via : Initial Calibration  
Integrator: ChemStation 6890 Scale Mode: Large solvent peaks clipped

Volume Inj. :  
Signal Phase :  
Signal Info :



Data Path : R:\2\DATA\071620\  
 Data File : 07162002.D  
 Signal(s) : FID2B.CH  
 Acq On : 16 Jul 2020 11:16 am  
 Operator : GCSVOC-Dhiren  
 Sample : CCB-071620  
 Misc :  
 ALS Vial : 2 Sample Multiplier: 1

Integration File: EVENTS.E  
 Quant Time: Jul 16 11:39:15 2020  
 Quant Method : Z:\HPCHEM\2\METHODS\022820DRO-ORO.M  
 Quant Title : DRO-ORO 09-09-15 DRO/ORO  
 QLast Update : Fri Feb 28 16:32:12 2020  
 Response via : Initial Calibration  
 Integrator: ChemStation 6890 Scale Mode: Large solvent peaks clipped

Volume Inj. :  
 Signal Phase :  
 Signal Info :

Compound	R.T.	Response	Conc	Units
-----				
System Monitoring Compounds				
4) S n-Eicosane	8.829	30939891	16.061	ug/mL
8) S1 Squalene	11.553	21369070	12.766	ug/mLm
Target Compounds				
1) H DRO C10-C20	0.000	0	N.D.	ug/mL
2) H DRO C10-C25	0.000	0	N.D.	ug/mL
3) H DRO C10-C28	0.000	0	N.D.	ug/mL
5) H1 ORO C20-C34	0.000	0	N.D.	ug/mL
6) H1 ORO C25-C36	0.000	0	N.D.	ug/mL
7) H1 DRO C10-C36	0.000	0	N.D.	ug/mL
-----				

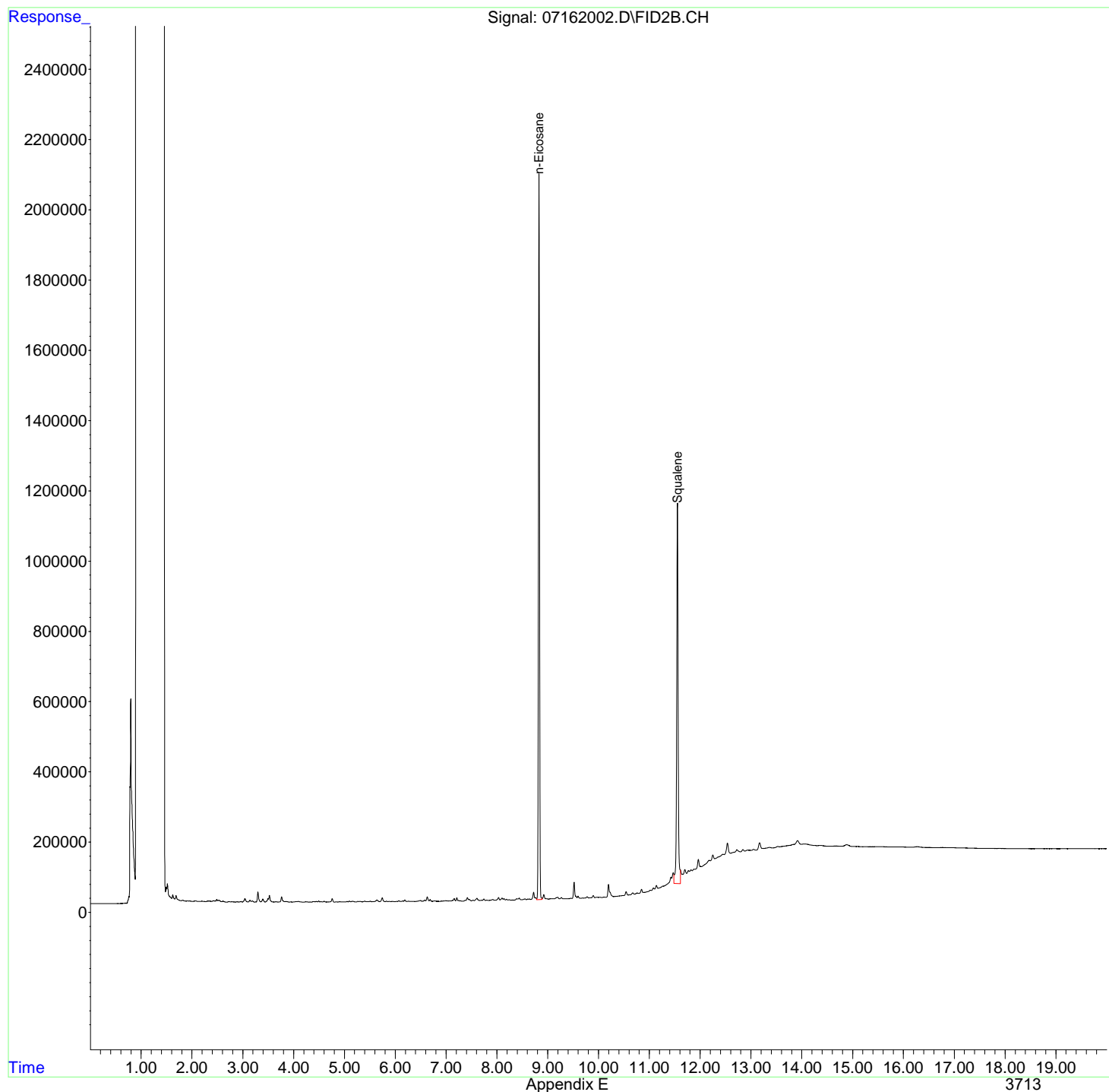
(f)=RT Delta > 1/2 Window

(m)=manual int.

Data Path : R:\2\DATA\071620\  
Data File : 07162002.D  
Signal(s) : FID2B.CH  
Acq On : 16 Jul 2020 11:16 am  
Operator : GCSVOC-Dhiren  
Sample : CCB-071620  
Misc :  
ALS Vial : 2 Sample Multiplier: 1

Integration File: EVENTS.E  
Quant Time: Jul 16 11:39:15 2020  
Quant Method : Z:\HPCHEM\2\METHODS\022820DRO-ORO.M  
Quant Title : DRO-ORO 09-09-15 DRO/ORO  
QLast Update : Fri Feb 28 16:32:12 2020  
Response via : Initial Calibration  
Integrator: ChemStation 6890 Scale Mode: Large solvent peaks clipped

Volume Inj. :  
Signal Phase :  
Signal Info :



Data Path : R:\2\DATA\071620\  
 Data File : 07162003.D  
 Signal(s) : FID2B.CH  
 Acq On : 16 Jul 2020 11:44 am  
 Operator : GCSVOC-Dhiren  
 Sample : CRQL-DRO-071620  
 Misc :  
 ALS Vial : 3 Sample Multiplier: 1

Integration File: EVENTS.E  
 Quant Time: Jul 16 12:12:10 2020  
 Quant Method : Z:\HPCHEM\2\METHODS\022820DRO-ORO.M  
 Quant Title : DRO-ORO 09-09-15 DRO/ORO  
 QLast Update : Fri Feb 28 16:32:12 2020  
 Response via : Initial Calibration  
 Integrator: ChemStation 6890 Scale Mode: Large solvent peaks clipped

Volume Inj. :  
 Signal Phase :  
 Signal Info :

Compound	R.T.	Response	Conc Units
-----			
System Monitoring Compounds			
4) S n-Eicosane	0.000	0	N.D. ug/mL
8) S1 Squalene	11.550	4410454	2.035 ug/mLm
Target Compounds			
1) H DRO C10-C20	5.050	91017284	44.820 ug/mLm
2) H DRO C10-C25	5.150	108641317	50.313 ug/mLm
3) H DRO C10-C28	6.850	124940270	51.489 ug/mLm
5) H1 ORO C20-C34	0.000	0	N.D. ug/mL
6) H1 ORO C25-C36	0.000	0	N.D. ug/mL
7) H1 DRO C10-C36	0.000	0	N.D. ug/mL
-----			

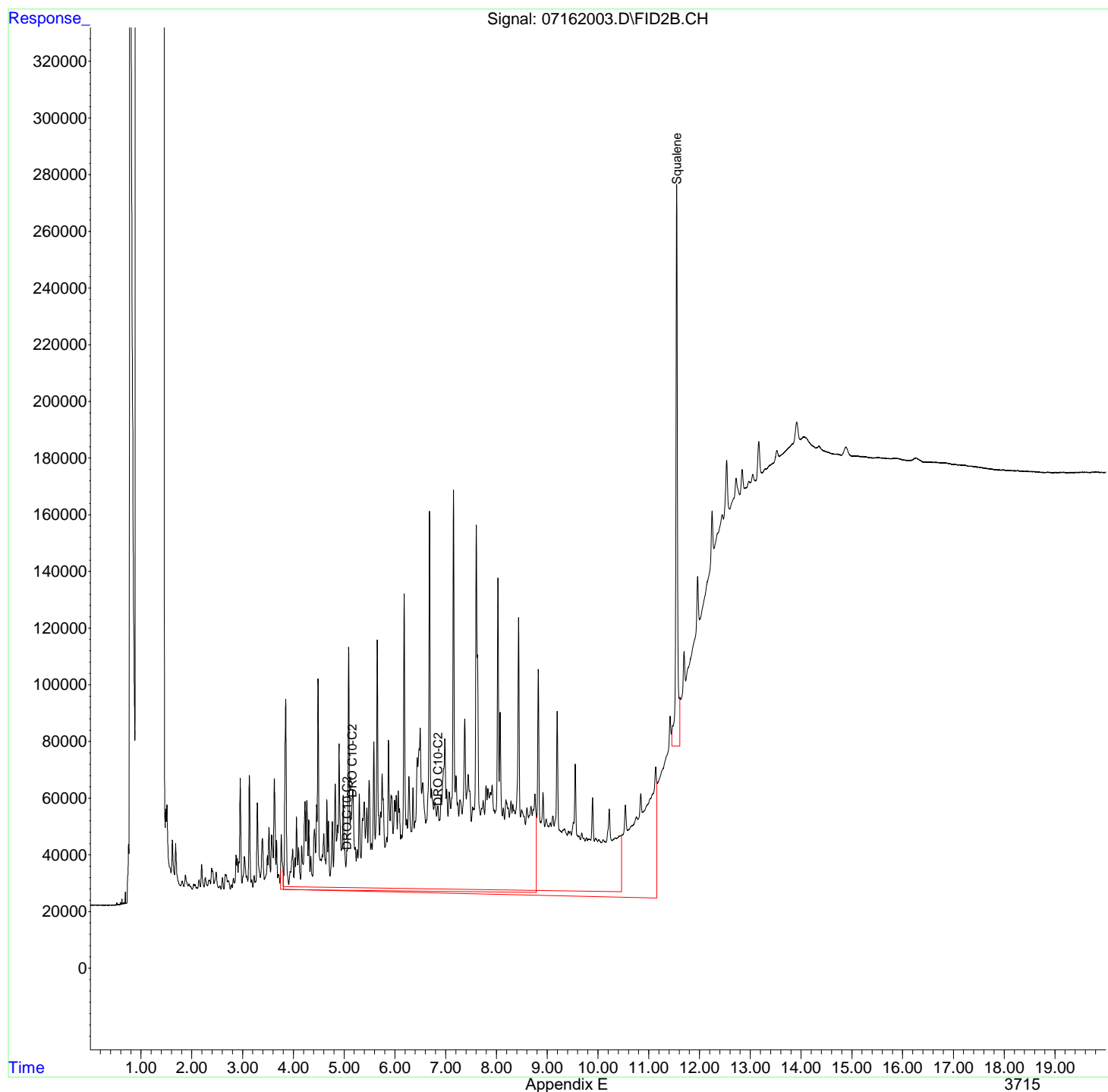
(f)=RT Delta > 1/2 Window

(m)=manual int.

Data Path : R:\2\DATA\071620\  
Data File : 07162003.D  
Signal(s) : FID2B.CH  
Acq On : 16 Jul 2020 11:44 am  
Operator : GCSVOC-Dhiren  
Sample : CRQL-DRO-071620  
Misc :  
ALS Vial : 3 Sample Multiplier: 1

Integration File: EVENTS.E  
Quant Time: Jul 16 12:12:10 2020  
Quant Method : Z:\HPCHEM\2\METHODS\022820DRO-ORO.M  
Quant Title : DRO-ORO 09-09-15 DRO/ORO  
QLast Update : Fri Feb 28 16:32:12 2020  
Response via : Initial Calibration  
Integrator: ChemStation 6890 Scale Mode: Large solvent peaks clipped

Volume Inj. :  
Signal Phase :  
Signal Info :



Data Path : R:\2\DATA\071620\  
 Data File : 07162004.D  
 Signal(s) : FID2B.CH  
 Acq On : 16 Jul 2020 12:12 pm  
 Operator : GCSVOC-Dhiren  
 Sample : CCV-DRO-071620  
 Misc :  
 ALS Vial : 4 Sample Multiplier: 1

Integration File: EVENTS.E  
 Quant Time: Jul 17 09:51:42 2020  
 Quant Method : Z:\HPCHEM\2\METHODS\022820DRO-ORO.M  
 Quant Title : DRO-ORO 09-09-15 DRO/ORO  
 QLast Update : Fri Feb 28 16:32:12 2020  
 Response via : Initial Calibration  
 Integrator: ChemStation 6890 Scale Mode: Large solvent peaks clipped

Volume Inj. :  
 Signal Phase :  
 Signal Info :

Min. RRF : 0.000 Min. Rel. Area : 50% Max. R.T. Dev 0.50min  
 Max. RRF Dev : 15% Max. Rel. Area : 150%

	Compound	Amount	Calc.	%Dev	Area%	Dev (Min)
1 H	DRO C10-C20	1000.000	990.750	0.9	0	0.00
2 H	DRO C10-C25	1000.000	941.180	5.9	0	0.00
3 H	DRO C10-C28	1000.000	952.039	4.8	0	0.00
7 H1	DRO C10-C36	1000.000	957.414	4.3	0	0.00
8 S1	Squalene	20.000	18.211	8.9	0	0.00

Evaluate Continuing Calibration Report - Not Found

4 S	n-Eicosane	10.000	0.000	100.0#	0	-8.83#
5 H1	ORO C20-C34	1000.000	0.000	100.0#	0	-9.23#
6 H1	ORO C25-C36	1000.000	0.000	100.0#	0	-10.70#

(#) = Out of Range

SPCC's out = 0 CCC's out = 0



Data Path : R:\2\DATA\071620\  
 Data File : 07162004.D  
 Signal(s) : FID2B.CH  
 Acq On : 16 Jul 2020 12:12 pm  
 Operator : GCSVOC-Dhiren  
 Sample : CCV-DRO-071620  
 Misc :  
 ALS Vial : 4 Sample Multiplier: 1

Integration File: EVENTS.E  
 Quant Time: Jul 17 09:51:42 2020  
 Quant Method : Z:\HPCHEM\2\METHODS\022820DRO-ORO.M  
 Quant Title : DRO-ORO 09-09-15 DRO/ORO  
 QLast Update : Fri Feb 28 16:32:12 2020  
 Response via : Initial Calibration  
 Integrator: ChemStation 6890 Scale Mode: Large solvent peaks clipped

Volume Inj. :  
 Signal Phase :  
 Signal Info :

Compound	R.T.	Response	Conc	Units
-----				
System Monitoring Compounds				
4) S n-Eicosane	0.000	0	N.D.	ug/mL
8) S1 Squalene	11.548	29973317	18.211	ug/mL
Target Compounds				
1) H DRO C10-C20	5.050	1499285013	990.750	ug/mLm
2) H DRO C10-C25	5.150	1656716228	941.180	ug/mLm
3) H DRO C10-C28	6.850	1723490793	952.039	ug/mLm
5) H1 ORO C20-C34	0.000	0	N.D.	ug/mL
6) H1 ORO C25-C36	0.000	0	N.D.	ug/mL
7) H1 DRO C10-C36	8.400	1851225246	957.414	ug/mLm
-----				

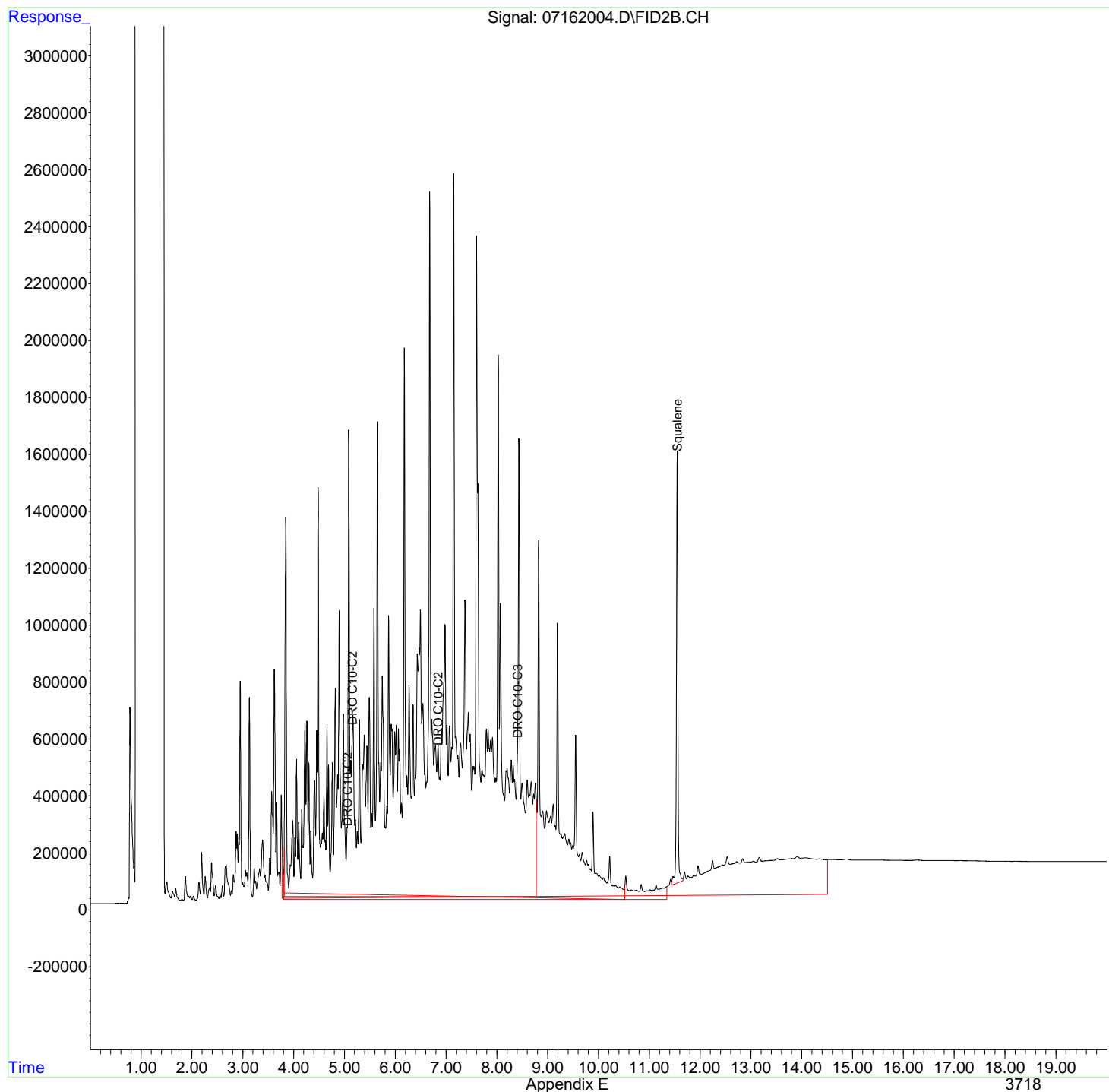
(f)=RT Delta > 1/2 Window

(m)=manual int.

Data Path : R:\2\DATA\071620\  
Data File : 07162004.D  
Signal(s) : FID2B.CH  
Acq On : 16 Jul 2020 12:12 pm  
Operator : GCSVOC-Dhiren  
Sample : CCV-DRO-071620  
Misc :  
ALS Vial : 4 Sample Multiplier: 1

Integration File: EVENTS.E  
Quant Time: Jul 17 09:51:42 2020  
Quant Method : Z:\HPCHEM\2\METHODS\022820DRO-ORO.M  
Quant Title : DRO-ORO 09-09-15 DRO/ORO  
QLast Update : Fri Feb 28 16:32:12 2020  
Response via : Initial Calibration  
Integrator: ChemStation 6890 Scale Mode: Large solvent peaks clipped

Volume Inj. :  
Signal Phase :  
Signal Info :



Data Path : R:\2\DATA\071620\  
 Data File : 07162010.D  
 Signal(s) : FID2B.CH  
 Acq On : 16 Jul 2020 2:57 pm  
 Operator : GCSVOC-Dhiren  
 Sample : MB-52015  
 Misc :  
 ALS Vial : 10 Sample Multiplier: 1

Integration File: EVENTS.E  
 Quant Time: Jul 16 15:20:01 2020  
 Quant Method : Z:\HPCHEM\2\METHODS\022820DRO-ORO.M  
 Quant Title : DRO-ORO 09-09-15 DRO/ORO  
 QLast Update : Fri Feb 28 16:32:12 2020  
 Response via : Initial Calibration  
 Integrator: ChemStation 6890 Scale Mode: Large solvent peaks clipped

Volume Inj. :  
 Signal Phase :  
 Signal Info :

Compound	R.T.	Response	Conc	Units
-----				
System Monitoring Compounds				
4) S n-Eicosane	8.827	33428196	17.401	ug/mL
8) S1 Squalene	11.553	29229596	17.740	ug/mL
Target Compounds				
1) H DRO C10-C20	0.000	0	N.D.	ug/mL
2) H DRO C10-C25	0.000	0	N.D.	ug/mL
3) H DRO C10-C28	0.000	0	N.D.	ug/mL
5) H1 ORO C20-C34	0.000	0	N.D.	ug/mL
6) H1 ORO C25-C36	0.000	0	N.D.	ug/mL
7) H1 DRO C10-C36	0.000	0	N.D.	ug/mL
-----				

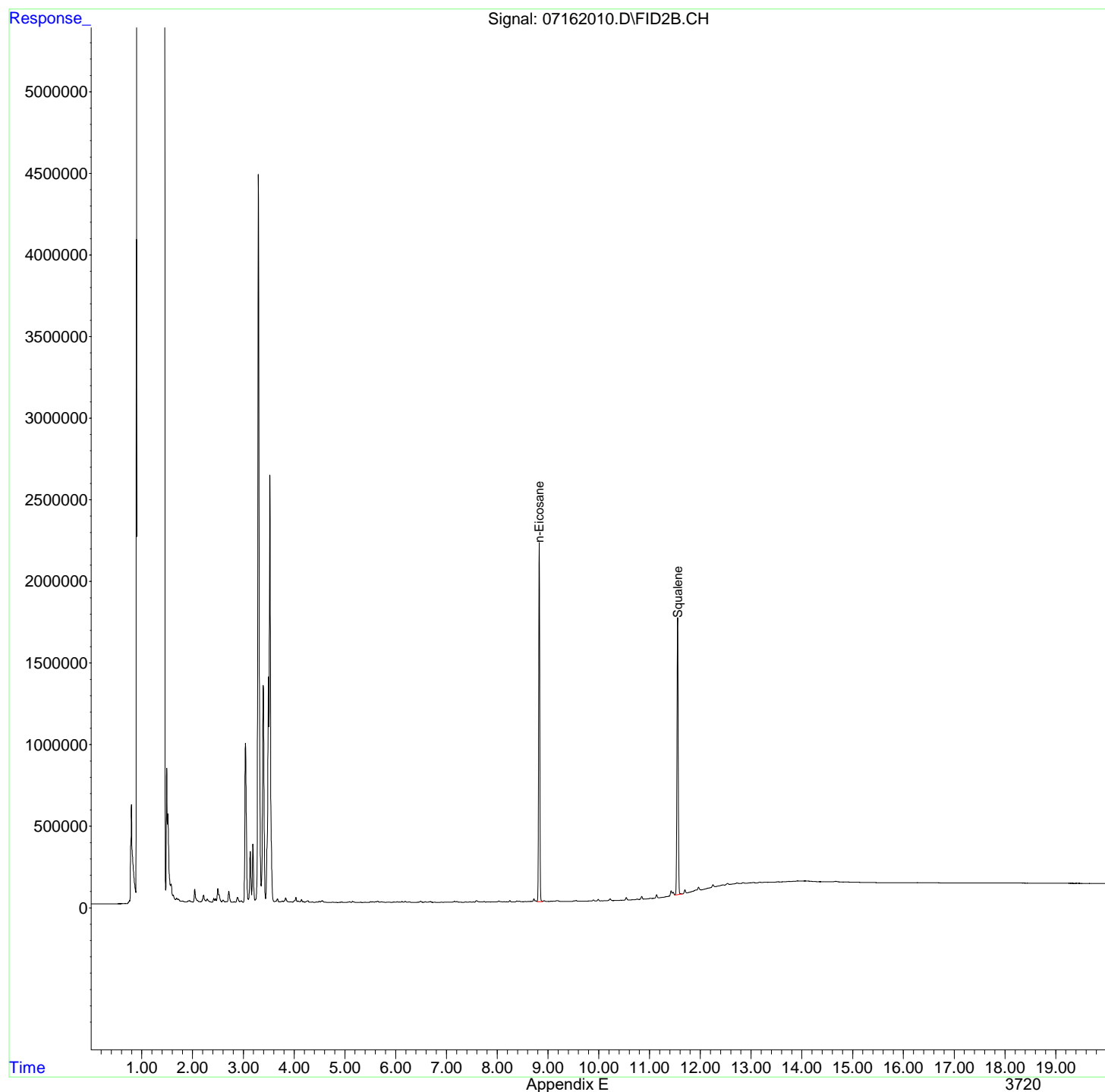
(f)=RT Delta > 1/2 Window

(m)=manual int.

Data Path : R:\2\DATA\071620\  
Data File : 07162010.D  
Signal(s) : FID2B.CH  
Acq On : 16 Jul 2020 2:57 pm  
Operator : GCSVOC-Dhiren  
Sample : MB-52015  
Misc :  
ALS Vial : 10 Sample Multiplier: 1

Integration File: EVENTS.E  
Quant Time: Jul 16 15:20:01 2020  
Quant Method : Z:\HPCHEM\2\METHODS\022820DRO-ORO.M  
Quant Title : DRO-ORO 09-09-15 DRO/ORO  
QLast Update : Fri Feb 28 16:32:12 2020  
Response via : Initial Calibration  
Integrator: ChemStation 6890 Scale Mode: Large solvent peaks clipped

Volume Inj. :  
Signal Phase :  
Signal Info :



Data Path : R:\2\DATA\071620\  
 Data File : 07162011.D  
 Signal(s) : FID2B.CH  
 Acq On : 16 Jul 2020 3:25 pm  
 Operator : GCSVOC-Dhiren  
 Sample : LCS-52015  
 Misc :  
 ALS Vial : 11 Sample Multiplier: 1

Integration File: EVENTS.E  
 Quant Time: Jul 17 09:56:02 2020  
 Quant Method : Z:\HPCHEM\2\METHODS\022820DRO-ORO.M  
 Quant Title : DRO-ORO 09-09-15 DRO/ORO  
 QLast Update : Fri Feb 28 16:32:12 2020  
 Response via : Initial Calibration  
 Integrator: ChemStation 6890 Scale Mode: Large solvent peaks clipped

Volume Inj. :  
 Signal Phase :  
 Signal Info :

Compound	R.T.	Response	Conc Units
-----			
System Monitoring Compounds			
4) S n-Eicosane	8.828	31676799	16.458 ug/mLm
8) S1 Squalene	11.554	22477669	13.468 ug/mL
Target Compounds			
1) H DRO C10-C20	5.050	626475781	404.486 ug/mLm
2) H DRO C10-C25	5.150	813713356	456.059 ug/mLm
3) H DRO C10-C28	6.850	940730032	511.067 ug/mLm
5) H1 ORO C20-C34	9.230	643692212	507.428 ug/mLm
6) H1 ORO C25-C36	10.700	646880361	404.825 ug/mLm
7) H1 DRO C10-C36	0.000	0	N.D. ug/mL
-----			

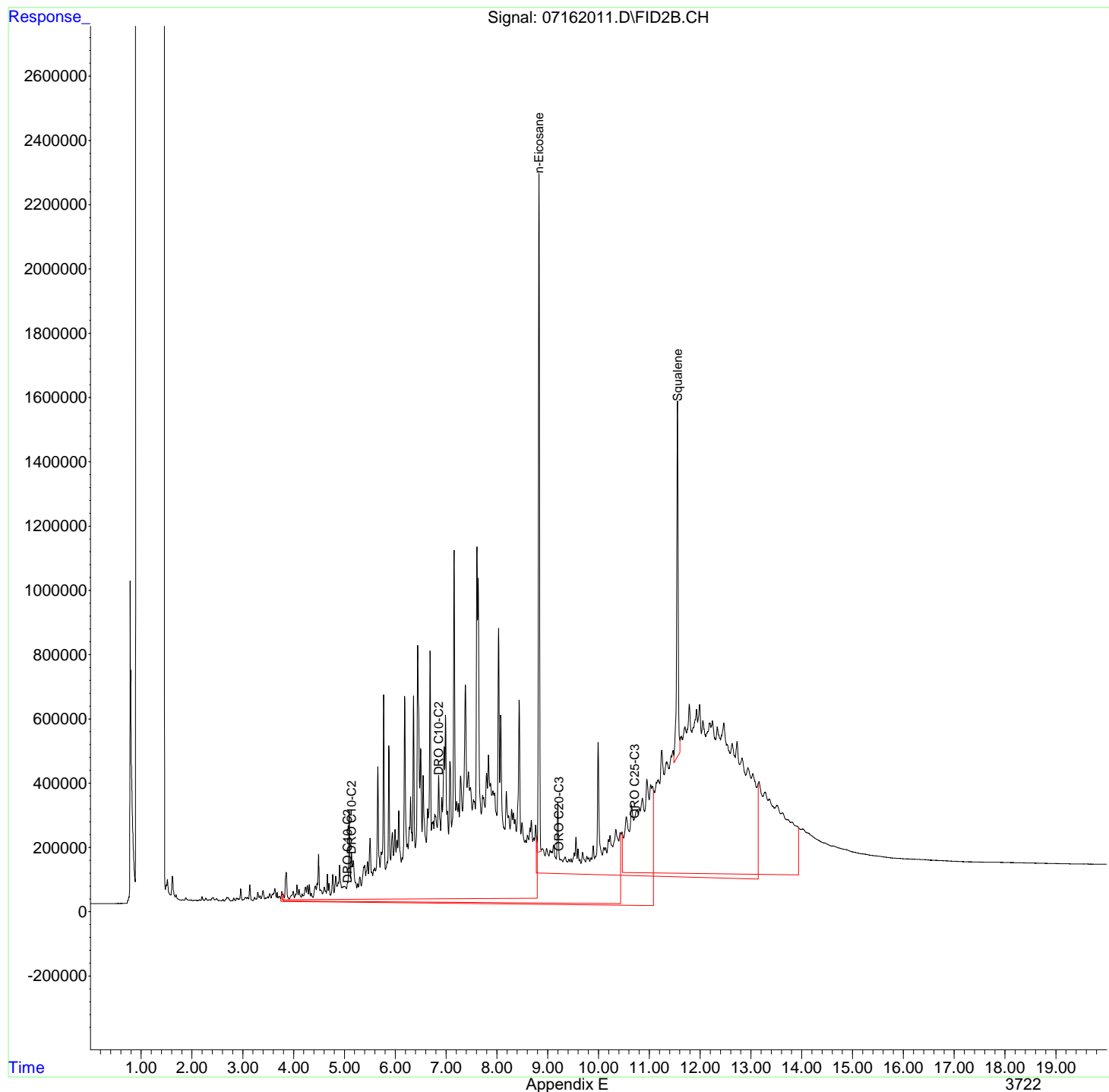
(f)=RT Delta > 1/2 Window

(m)=manual int.

Data Path : R:\2\DATA\071620\  
Data File : 07162011.D  
Signal(s) : FID2B.CH  
Acq On : 16 Jul 2020 3:25 pm  
Operator : GCSVOC-Dhiren  
Sample : LCS-52015  
Misc :  
ALS Vial : 11 Sample Multiplier: 1

Integration File: EVENTS.E  
Quant Time: Jul 17 09:56:02 2020  
Quant Method : Z:\HPCHEM\2\METHODS\022820DRO-ORO.M  
Quant Title : DRO-ORO 09-09-15 DRO/ORO  
QLast Update : Fri Feb 28 16:32:12 2020  
Response via : Initial Calibration  
Integrator: ChemStation 6890 Scale Mode: Large solvent peaks clipped

Volume Inj. :  
Signal Phase :  
Signal Info :



Data Path : R:\2\DATA\071620\  
 Data File : 07162012.D  
 Signal(s) : FID2B.CH  
 Acq On : 16 Jul 2020 3:52 pm  
 Operator : GCSVOC-Dhiren  
 Sample : LCSD-52015  
 Misc :  
 ALS Vial : 12 Sample Multiplier: 1

Integration File: EVENTS.E  
 Quant Time: Jul 17 09:57:49 2020  
 Quant Method : Z:\HPCHEM\2\METHODS\022820DRO-ORO.M  
 Quant Title : DRO-ORO 09-09-15 DRO/ORO  
 QLast Update : Fri Feb 28 16:32:12 2020  
 Response via : Initial Calibration  
 Integrator: ChemStation 6890 Scale Mode: Large solvent peaks clipped

Volume Inj. :  
 Signal Phase :  
 Signal Info :

Compound	R.T.	Response	Conc Units
-----			
System Monitoring Compounds			
4) S n-Eicosane	8.825	34403190	17.927 ug/mLm
8) S1 Squalene	11.551	22116067	13.239 ug/mL
Target Compounds			
1) H DRO C10-C20	5.050	712599959	462.335 ug/mLm
2) H DRO C10-C25	5.150	867013110	486.732 ug/mLm
3) H DRO C10-C28	6.850	972500784	528.966 ug/mLm
5) H1 ORO C20-C34	9.230	592973200	460.206 ug/mLm
6) H1 ORO C25-C36	10.700	641091610	400.291 ug/mLm
7) H1 DRO C10-C36	0.000	0	N.D. ug/mL
-----			

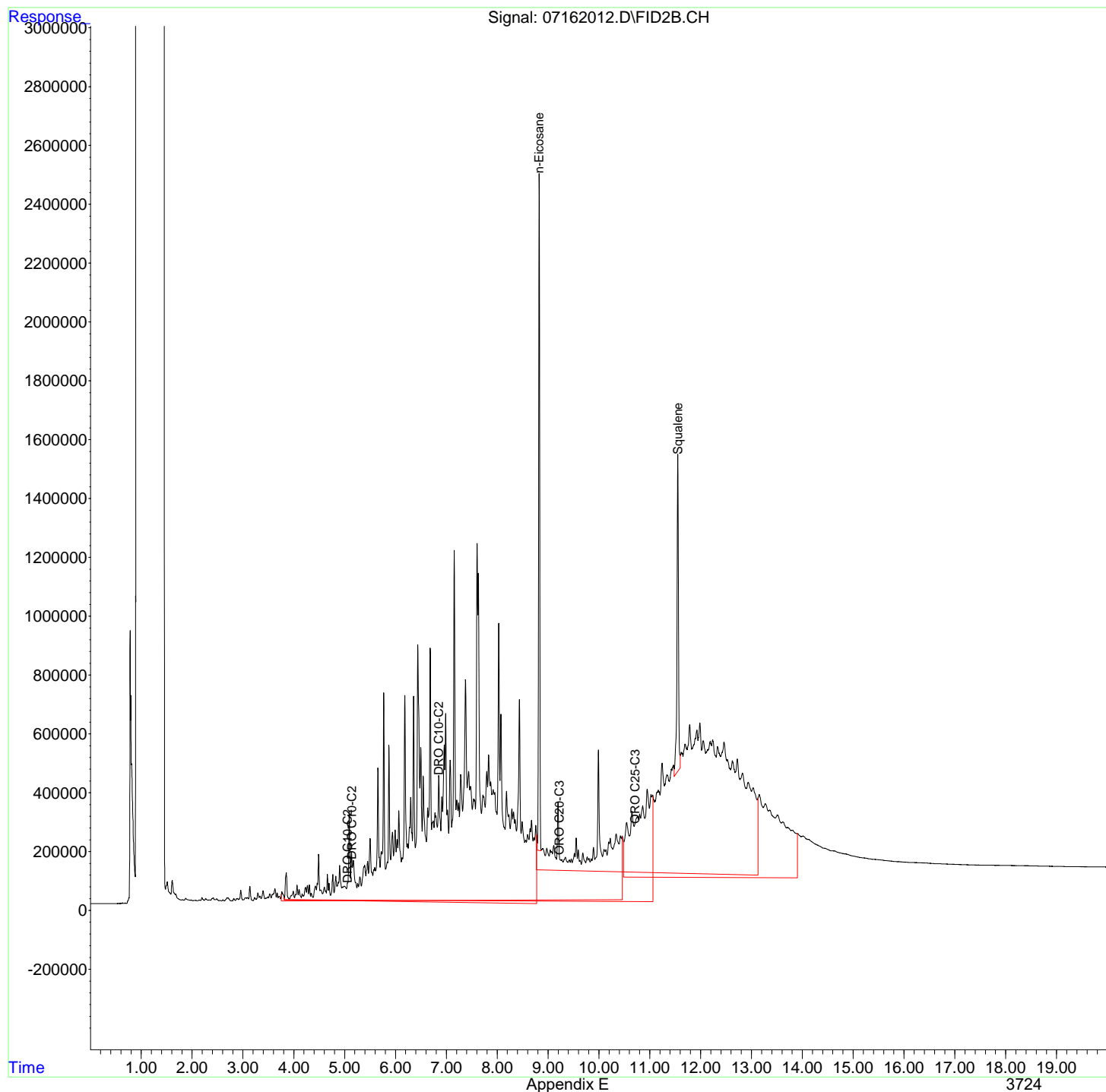
(f)=RT Delta > 1/2 Window

(m)=manual int.

Data Path : R:\2\DATA\071620\  
Data File : 07162012.D  
Signal(s) : FID2B.CH  
Acq On : 16 Jul 2020 3:52 pm  
Operator : GCSVOC-Dhiren  
Sample : LCSD-52015  
Misc :  
ALS Vial : 12 Sample Multiplier: 1

Integration File: EVENTS.E  
Quant Time: Jul 17 09:57:49 2020  
Quant Method : Z:\HPCHEM\2\METHODS\022820DRO-ORO.M  
Quant Title : DRO-ORO 09-09-15 DRO/ORO  
QLast Update : Fri Feb 28 16:32:12 2020  
Response via : Initial Calibration  
Integrator: ChemStation 6890 Scale Mode: Large solvent peaks clipped

Volume Inj. :  
Signal Phase :  
Signal Info :





Data Path : R:\2\DATA\071620\  
 Data File : 07162013.D  
 Signal(s) : FID2B.CH  
 Acq On : 16 Jul 2020 4:20 pm  
 Operator : GCSVOC-Dhiren  
 Sample : 2006583-006A  
 Misc :  
 ALS Vial : 13 Sample Multiplier: 1

Integration File: EVENTS.E  
 Quant Time: Jul 17 09:59:33 2020  
 Quant Method : Z:\HPCHEM\2\METHODS\022820DRO-ORO.M  
 Quant Title : DRO-ORO 09-09-15 DRO/ORO  
 QLast Update : Fri Feb 28 16:32:12 2020  
 Response via : Initial Calibration  
 Integrator: ChemStation 6890 Scale Mode: Large solvent peaks clipped

Volume Inj. :  
 Signal Phase :  
 Signal Info :

Compound	R.T.	Response	Conc Units
-----			
System Monitoring Compounds			
4) S n-Eicosane	8.828	35012446	18.255 ug/mL
8) S1 Squalene	11.553	30676459	18.656 ug/mLm
Target Compounds			
1) H DRO C10-C20	0.000	0	N.D. ug/mL
2) H DRO C10-C25	0.000	0	N.D. ug/mL
3) H DRO C10-C28	0.000	0	N.D. ug/mL
5) H1 ORO C20-C34	9.230	711175426	570.259 ug/mLm
6) H1 ORO C25-C36	10.700	735203551	473.994 ug/mLm
7) H1 DRO C10-C36	0.000	0	N.D. ug/mL
-----			

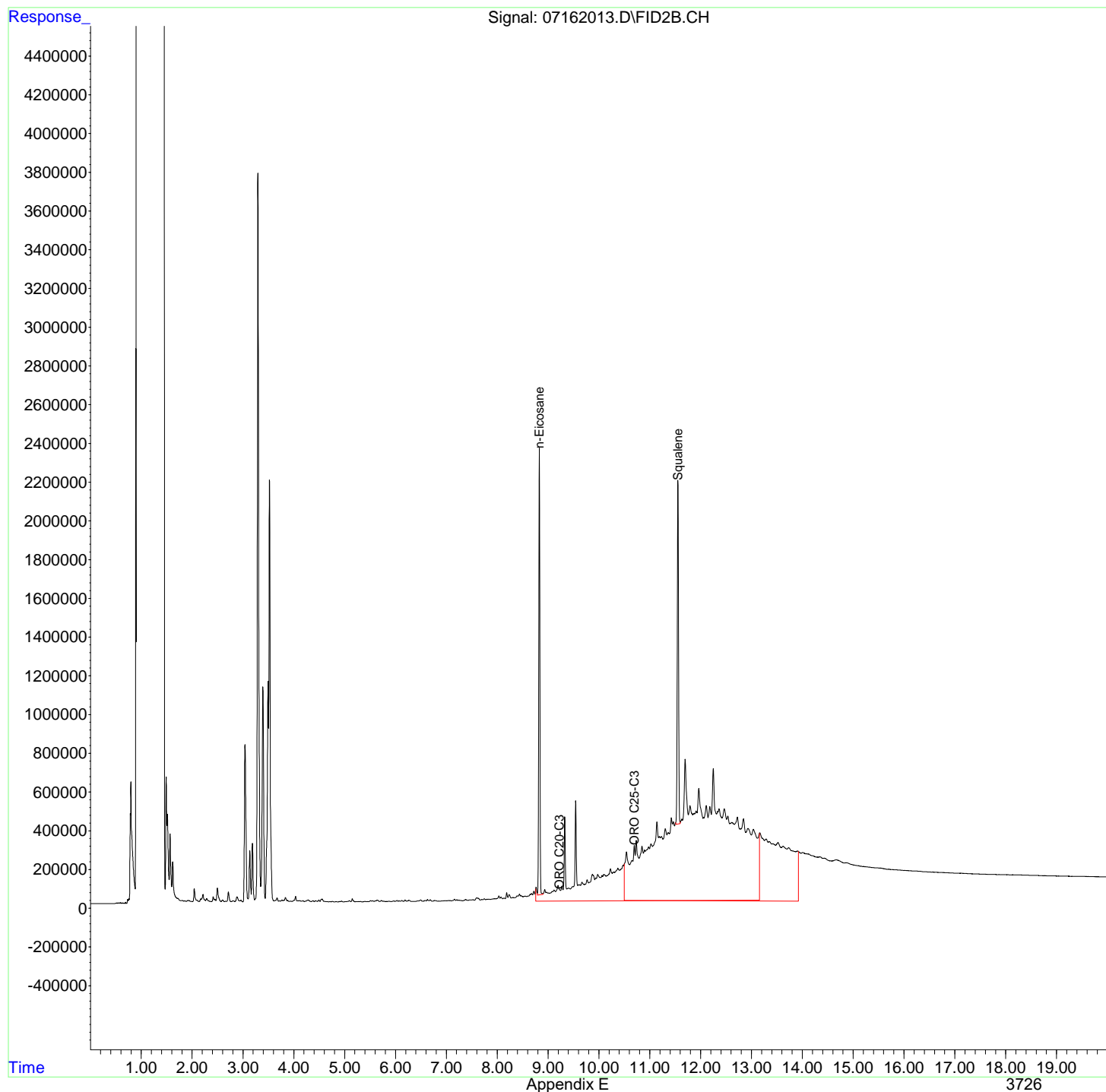
(f)=RT Delta > 1/2 Window

(m)=manual int.

Data Path : R:\2\DATA\071620\  
Data File : 07162013.D  
Signal(s) : FID2B.CH  
Acq On : 16 Jul 2020 4:20 pm  
Operator : GCSVOC-Dhiren  
Sample : 2006583-006A  
Misc :  
ALS Vial : 13 Sample Multiplier: 1

Integration File: EVENTS.E  
Quant Time: Jul 17 09:59:33 2020  
Quant Method : Z:\HPCHEM\2\METHODS\022820DRO-ORO.M  
Quant Title : DRO-ORO 09-09-15 DRO/ORO  
QLast Update : Fri Feb 28 16:32:12 2020  
Response via : Initial Calibration  
Integrator: ChemStation 6890 Scale Mode: Large solvent peaks clipped

Volume Inj. :  
Signal Phase :  
Signal Info :



Data Path : R:\2\DATA\071620\  
 Data File : 07162014.D  
 Signal(s) : FID2B.CH  
 Acq On : 16 Jul 2020 4:47 pm  
 Operator : GCSVOC-Dhiren  
 Sample : 2006583-006AMS  
 Misc :  
 ALS Vial : 14 Sample Multiplier: 1

Integration File: EVENTS.E  
 Quant Time: Jul 17 10:03:32 2020  
 Quant Method : Z:\HPCHEM\2\METHODS\022820DRO-ORO.M  
 Quant Title : DRO-ORO 09-09-15 DRO/ORO  
 QLast Update : Fri Feb 28 16:32:12 2020  
 Response via : Initial Calibration  
 Integrator: ChemStation 6890 Scale Mode: Large solvent peaks clipped

Volume Inj. :  
 Signal Phase :  
 Signal Info :

Compound	R.T.	Response	Conc Units
-----			
System Monitoring Compounds			
4) S n-Eicosane	8.827	44543287	23.388 ug/mLm
8) S1 Squalene	11.554	33782922	20.622 ug/mLm
Target Compounds			
1) H DRO C10-C20	5.050	836781572	545.748 ug/mLm
2) H DRO C10-C25	5.150	1082245373	610.591 ug/mLm
3) H DRO C10-C28	6.850	1182470914	647.253 ug/mLm
5) H1 ORO C20-C34	9.230	1107649269	939.398 ug/mLm
6) H1 ORO C25-C36	10.700	1264296946	888.346 ug/mLm
7) H1 DRO C10-C36	0.000	0	N.D. ug/mL
-----			

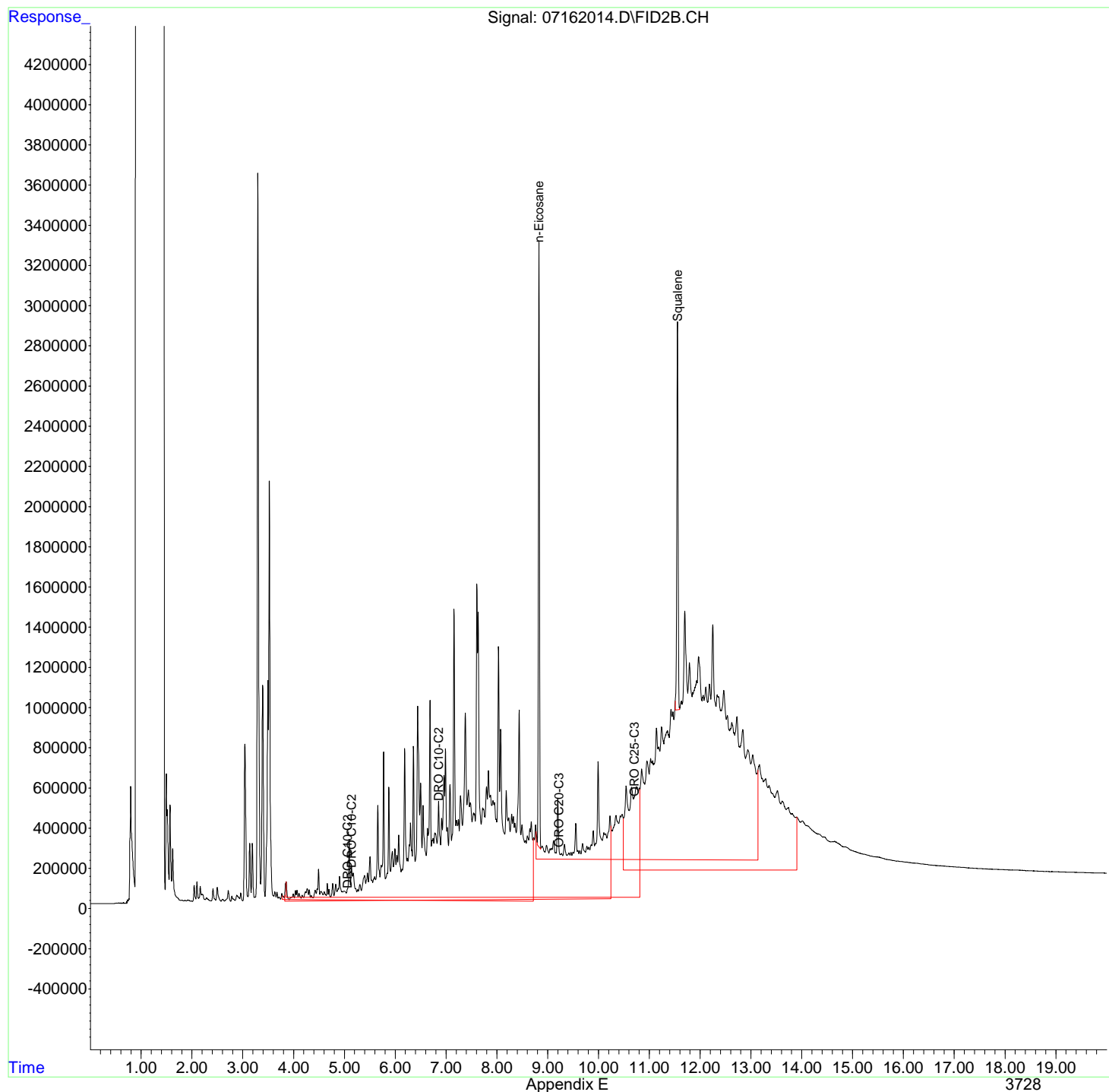
(f)=RT Delta > 1/2 Window

(m)=manual int.

Data Path : R:\2\DATA\071620\  
Data File : 07162014.D  
Signal(s) : FID2B.CH  
Acq On : 16 Jul 2020 4:47 pm  
Operator : GCSVOC-Dhiren  
Sample : 2006583-006AMS  
Misc :  
ALS Vial : 14 Sample Multiplier: 1

Integration File: EVENTS.E  
Quant Time: Jul 17 10:03:32 2020  
Quant Method : Z:\HPCHEM\2\METHODS\022820DRO-ORO.M  
Quant Title : DRO-ORO 09-09-15 DRO/ORO  
QLast Update : Fri Feb 28 16:32:12 2020  
Response via : Initial Calibration  
Integrator: ChemStation 6890 Scale Mode: Large solvent peaks clipped

Volume Inj. :  
Signal Phase :  
Signal Info :



Data Path : R:\2\DATA\071620\  
 Data File : 07162015.D  
 Signal(s) : FID2B.CH  
 Acq On : 16 Jul 2020 5:15 pm  
 Operator : GCSVOC-Dhiren  
 Sample : 2006583-006AMSD  
 Misc :  
 ALS Vial : 15 Sample Multiplier: 1

Integration File: EVENTS.E  
 Quant Time: Jul 17 10:08:40 2020  
 Quant Method : Z:\HPCHEM\2\METHODS\022820DRO-ORO.M  
 Quant Title : DRO-ORO 09-09-15 DRO/ORO  
 QLast Update : Fri Feb 28 16:32:12 2020  
 Response via : Initial Calibration  
 Integrator: ChemStation 6890 Scale Mode: Large solvent peaks clipped

Volume Inj. :  
 Signal Phase :  
 Signal Info :

Compound	R.T.	Response	Conc Units
-----			
System Monitoring Compounds			
4) S n-Eicosane	8.828	45838546	24.086 ug/mLm
8) S1 Squalene	11.554	32336675	19.706 ug/mLm
Target Compounds			
1) H DRO C10-C20	5.050	918151531	600.404 ug/mLm
2) H DRO C10-C25	5.150	1171200812	661.782 ug/mLm
3) H DRO C10-C28	6.850	1350154487	741.718 ug/mLm
5) H1 ORO C20-C34	9.230	1117052577	948.153 ug/mLm
6) H1 ORO C25-C36	10.700	1226019882	858.369 ug/mLm
7) H1 DRO C10-C36	0.000	0	N.D. ug/mL
-----			

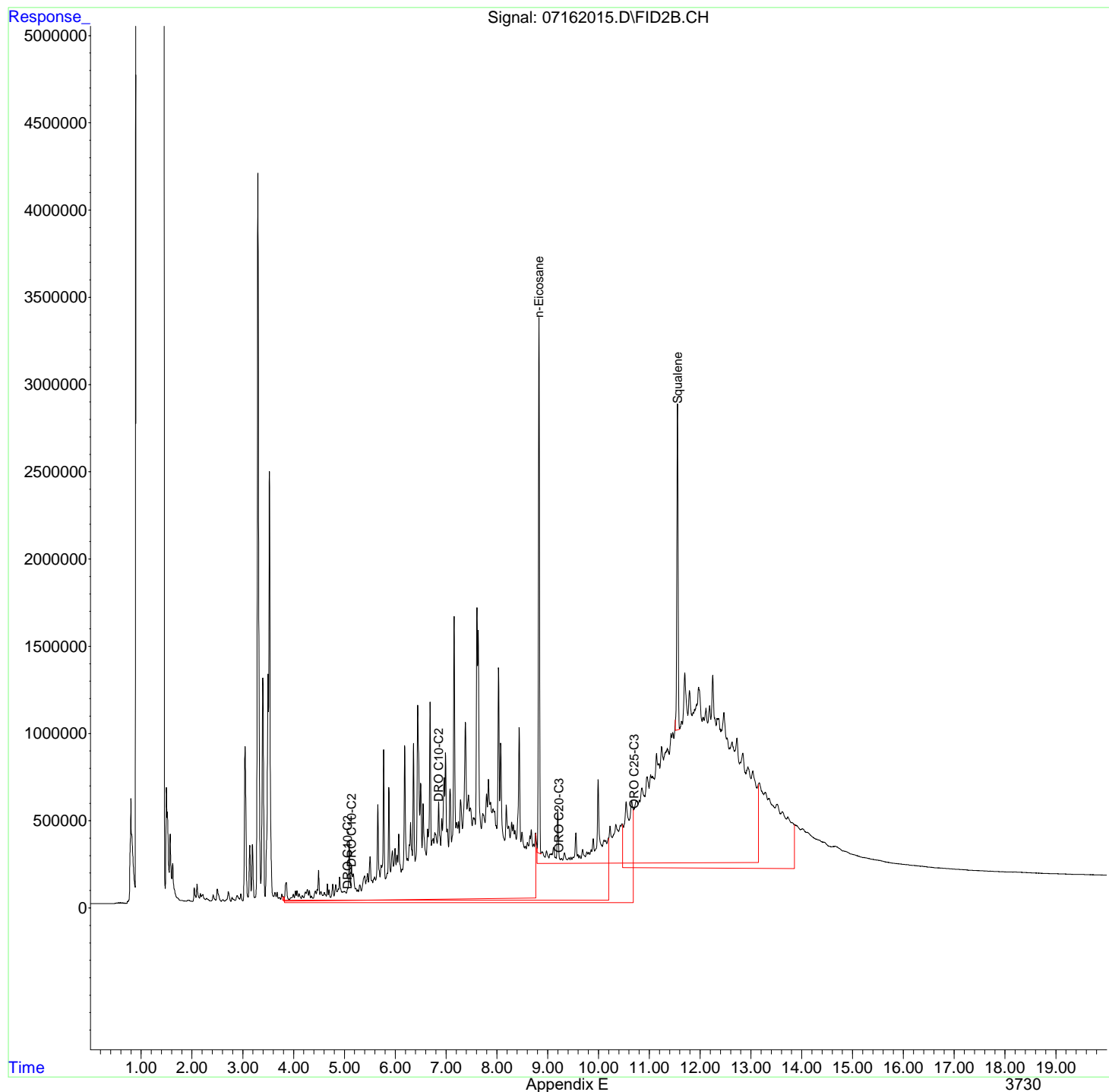
(f)=RT Delta > 1/2 Window

(m)=manual int.

Data Path : R:\2\DATA\071620\  
Data File : 07162015.D  
Signal(s) : FID2B.CH  
Acq On : 16 Jul 2020 5:15 pm  
Operator : GCSVOC-Dhiren  
Sample : 2006583-006AMSD  
Misc :  
ALS Vial : 15 Sample Multiplier: 1

Integration File: EVENTS.E  
Quant Time: Jul 17 10:08:40 2020  
Quant Method : Z:\HPCHEM\2\METHODS\022820DRO-ORO.M  
Quant Title : DRO-ORO 09-09-15 DRO/ORO  
QLast Update : Fri Feb 28 16:32:12 2020  
Response via : Initial Calibration  
Integrator: ChemStation 6890 Scale Mode: Large solvent peaks clipped

Volume Inj. :  
Signal Phase :  
Signal Info :



Data Path : R:\2\DATA\071620\  
 Data File : 07162027.D  
 Signal(s) : FID2B.CH  
 Acq On : 16 Jul 2020 10:43 pm  
 Operator : GCSVOC-Dhiren  
 Sample : CCB-071620A  
 Misc :  
 ALS Vial : 2 Sample Multiplier: 1

Integration File: EVENTS.E  
 Quant Time: Jul 17 10:48:05 2020  
 Quant Method : Z:\HPCHEM\2\METHODS\022820DRO-ORO.M  
 Quant Title : DRO-ORO 09-09-15 DRO/ORO  
 QLast Update : Fri Feb 28 16:32:12 2020  
 Response via : Initial Calibration  
 Integrator: ChemStation 6890 Scale Mode: Large solvent peaks clipped

Volume Inj. :  
 Signal Phase :  
 Signal Info :

Compound	R.T.	Response	Conc	Units
-----				
System Monitoring Compounds				
4) S n-Eicosane	8.828	31785802	16.517	ug/mL
8) S1 Squalene	11.552	22557043	13.518	ug/mLm
Target Compounds				
1) H DRO C10-C20	0.000	0	N.D.	ug/mL
2) H DRO C10-C25	0.000	0	N.D.	ug/mL
3) H DRO C10-C28	0.000	0	N.D.	ug/mL
5) H1 ORO C20-C34	0.000	0	N.D.	ug/mL
6) H1 ORO C25-C36	0.000	0	N.D.	ug/mL
7) H1 DRO C10-C36	0.000	0	N.D.	ug/mL
-----				

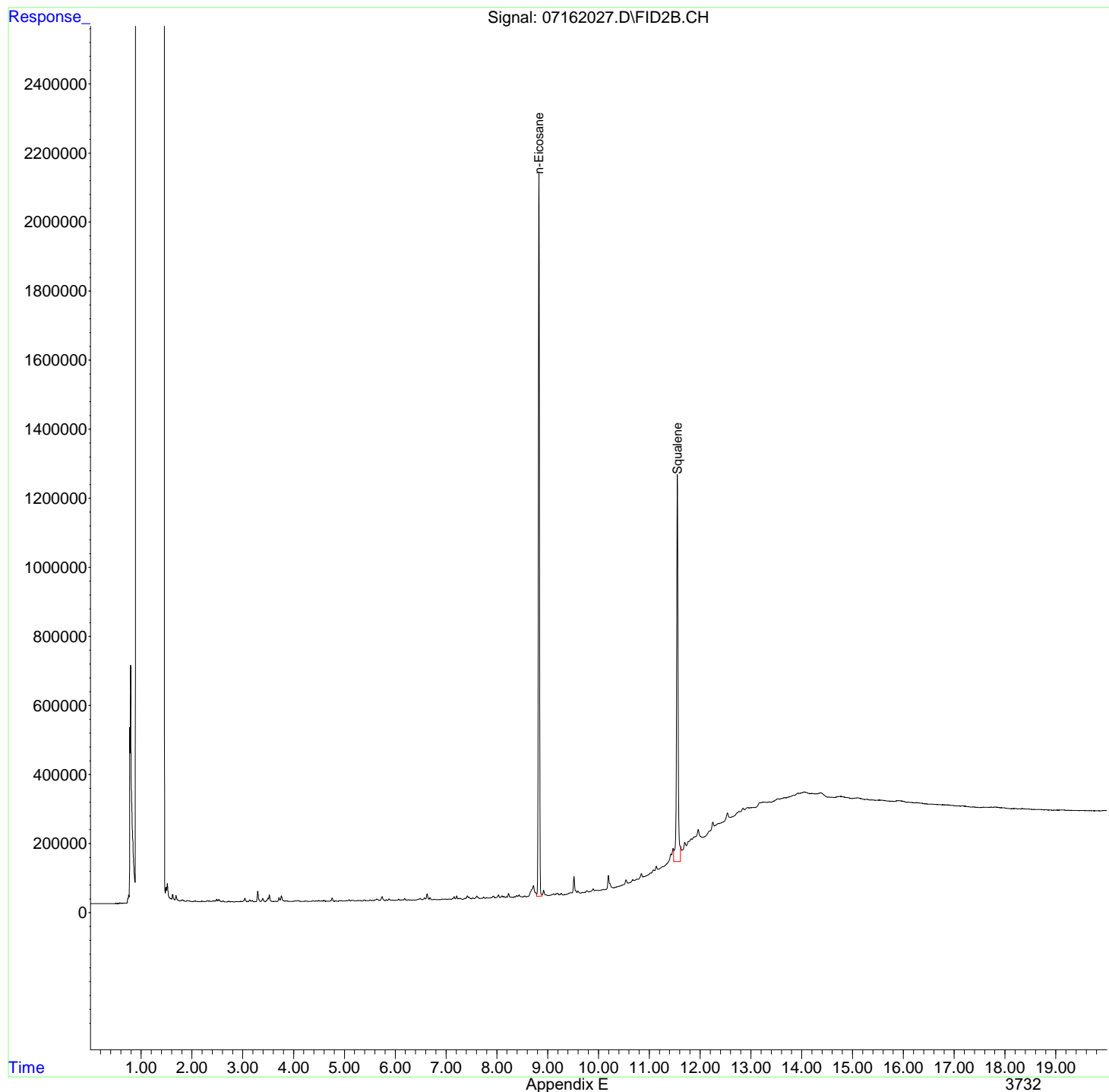
(f)=RT Delta > 1/2 Window

(m)=manual int.

Data Path : R:\2\DATA\071620\  
Data File : 07162027.D  
Signal(s) : FID2B.CH  
Acq On : 16 Jul 2020 10:43 pm  
Operator : GCSVOC-Dhiren  
Sample : CCB-071620A  
Misc :  
ALS Vial : 2 Sample Multiplier: 1

Integration File: EVENTS.E  
Quant Time: Jul 17 10:48:05 2020  
Quant Method : Z:\HPCHEM\2\METHODS\022820DRO-ORO.M  
Quant Title : DRO-ORO 09-09-15 DRO/ORO  
QLast Update : Fri Feb 28 16:32:12 2020  
Response via : Initial Calibration  
Integrator: ChemStation 6890 Scale Mode: Large solvent peaks clipped

Volume Inj. :  
Signal Phase :  
Signal Info :





Data Path : R:\2\DATA\071620\  
 Data File : 07162028.D  
 Signal(s) : FID2B.CH  
 Acq On : 16 Jul 2020 11:11 pm  
 Operator : GCSVOC-Dhiren  
 Sample : CCV-DRO-071620A  
 Misc :  
 ALS Vial : 4 Sample Multiplier: 1

Integration File: EVENTS.E  
 Quant Time: Jul 17 10:49:34 2020  
 Quant Method : Z:\HPCHEM\2\METHODS\022820DRO-ORO.M  
 Quant Title : DRO-ORO 09-09-15 DRO/ORO  
 QLast Update : Fri Feb 28 16:32:12 2020  
 Response via : Initial Calibration  
 Integrator: ChemStation 6890 Scale Mode: Large solvent peaks clipped

Volume Inj. :  
 Signal Phase :  
 Signal Info :

Min. RRF : 0.000 Min. Rel. Area : 50% Max. R.T. Dev 0.50min  
 Max. RRF Dev : 15% Max. Rel. Area : 150%

	Compound	Amount	Calc.	%Dev	Area%	Dev (Min)
1 H	DRO C10-C20	1000.000	1043.961	-4.4	0	0.00
2 H	DRO C10-C25	1000.000	1027.623	-2.8	0	0.00
3 H	DRO C10-C28	1000.000	967.422	3.3	0	0.00
7 H1	DRO C10-C36	1000.000	1055.932	-5.6	0	0.00
8 S1	Squalene	20.000	19.202	4.0	0	0.00

Evaluate Continuing Calibration Report - Not Found

4 S	n-Eicosane	10.000	0.000	100.0#	0	-8.83#
5 H1	ORO C20-C34	1000.000	0.000	100.0#	0	-9.23#
6 H1	ORO C25-C36	1000.000	0.000	100.0#	0	-10.70#

(#) = Out of Range

SPCC's out = 0 CCC's out = 0

Data Path : R:\2\DATA\071620\  
 Data File : 07162028.D  
 Signal(s) : FID2B.CH  
 Acq On : 16 Jul 2020 11:11 pm  
 Operator : GCSVOC-Dhiren  
 Sample : CCV-DRO-071620A  
 Misc :  
 ALS Vial : 4 Sample Multiplier: 1

Integration File: EVENTS.E  
 Quant Time: Jul 17 10:49:34 2020  
 Quant Method : Z:\HPCHEM\2\METHODS\022820DRO-ORO.M  
 Quant Title : DRO-ORO 09-09-15 DRO/ORO  
 QLast Update : Fri Feb 28 16:32:12 2020  
 Response via : Initial Calibration  
 Integrator: ChemStation 6890 Scale Mode: Large solvent peaks clipped

Volume Inj. :  
 Signal Phase :  
 Signal Info :

Compound	R.T.	Response	Conc	Units
-----				
System Monitoring Compounds				
4) S n-Eicosane	0.000	0	N.D.	ug/mL
8) S1 Squalene	11.553	31539959	19.202	ug/mL
Target Compounds				
1) H DRO C10-C20	5.050	1578503242	1043.961	ug/mLm
2) H DRO C10-C25	5.150	1806929791	1027.623	ug/mLm
3) H DRO C10-C28	6.850	1750796562	967.422	ug/mLm
5) H1 ORO C20-C34	0.000	0	N.D.	ug/mL
6) H1 ORO C25-C36	0.000	0	N.D.	ug/mL
7) H1 DRO C10-C36	8.400	2021836245	1055.932	ug/mLm
-----				

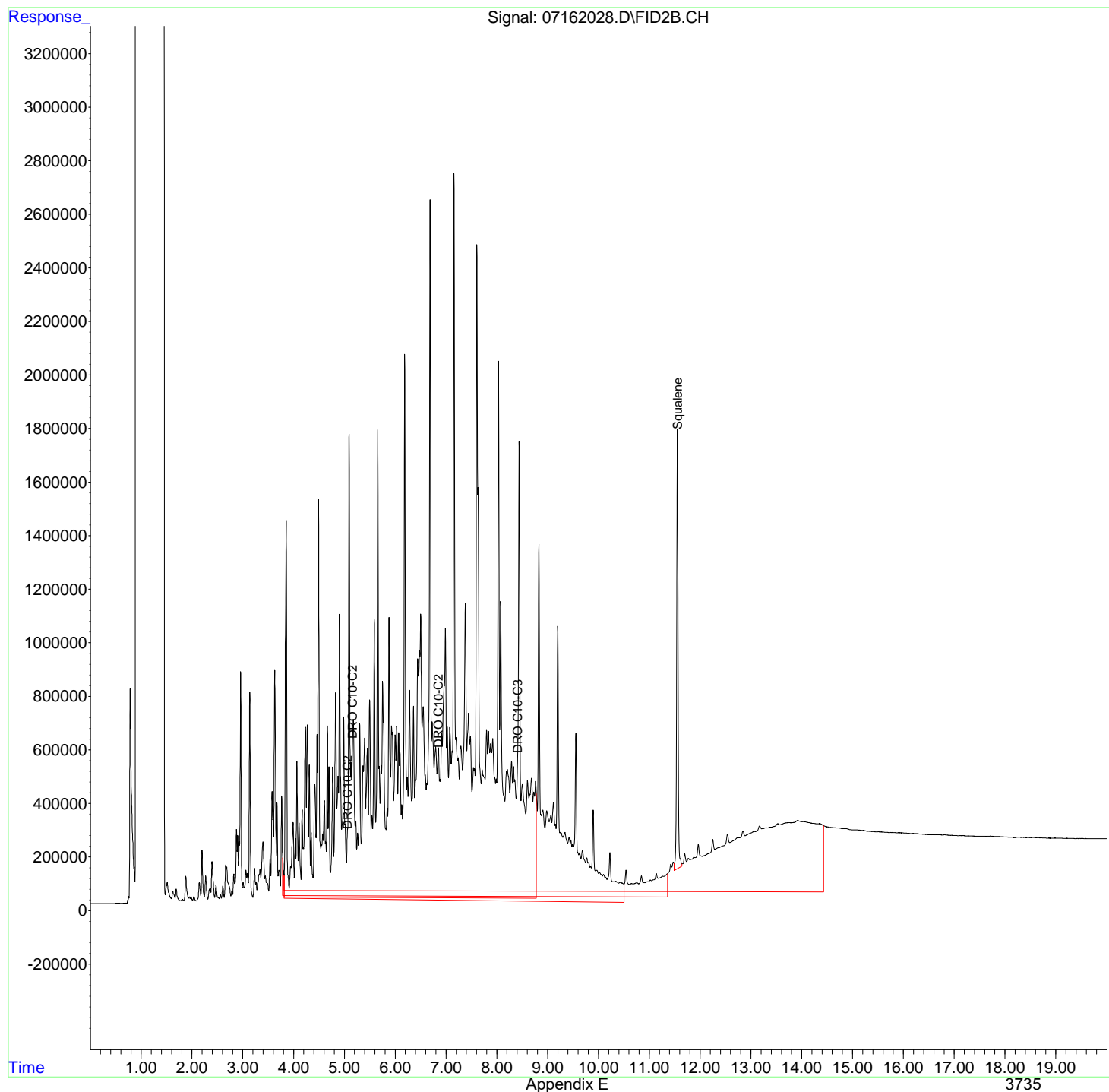
(f)=RT Delta > 1/2 Window

(m)=manual int.

Data Path : R:\2\DATA\071620\  
Data File : 07162028.D  
Signal(s) : FID2B.CH  
Acq On : 16 Jul 2020 11:11 pm  
Operator : GCSVOC-Dhiren  
Sample : CCV-DRO-071620A  
Misc :  
ALS Vial : 4 Sample Multiplier: 1

Integration File: EVENTS.E  
Quant Time: Jul 17 10:49:34 2020  
Quant Method : Z:\HPCHEM\2\METHODS\022820DRO-ORO.M  
Quant Title : DRO-ORO 09-09-15 DRO/ORO  
QLast Update : Fri Feb 28 16:32:12 2020  
Response via : Initial Calibration  
Integrator: ChemStation 6890 Scale Mode: Large solvent peaks clipped

Volume Inj. :  
Signal Phase :  
Signal Info :



Data Path : R:\2\DATA\071620\  
 Data File : 07162029.D  
 Signal(s) : FID2B.CH  
 Acq On : 16 Jul 2020 11:38 pm  
 Operator : GCSVOC-Dhiren  
 Sample : 2006583-001A  
 Misc :  
 ALS Vial : 26 Sample Multiplier: 1

Integration File: EVENTS.E  
 Quant Time: Jul 17 10:50:44 2020  
 Quant Method : Z:\HPCHEM\2\METHODS\022820DRO-ORO.M  
 Quant Title : DRO-ORO 09-09-15 DRO/ORO  
 QLast Update : Fri Feb 28 16:32:12 2020  
 Response via : Initial Calibration  
 Integrator: ChemStation 6890 Scale Mode: Large solvent peaks clipped

Volume Inj. :  
 Signal Phase :  
 Signal Info :

Compound	R.T.	Response	Conc	Units
-----				
System Monitoring Compounds				
4) S n-Eicosane	8.827	4145834	1.630	ug/mL
8) S1 Squalene	11.553	3874839	1.696	ug/mLm
Target Compounds				
1) H DRO C10-C20	0.000	0	N.D.	ug/mL
2) H DRO C10-C25	0.000	0	N.D.	ug/mL
3) H DRO C10-C28	0.000	0	N.D.	ug/mL
5) H1 ORO C20-C34	9.230	968427477	809.775	ug/mLm
6) H1 ORO C25-C36	10.700	994681264	677.200	ug/mLm
7) H1 DRO C10-C36	0.000	0	N.D.	ug/mL
-----				

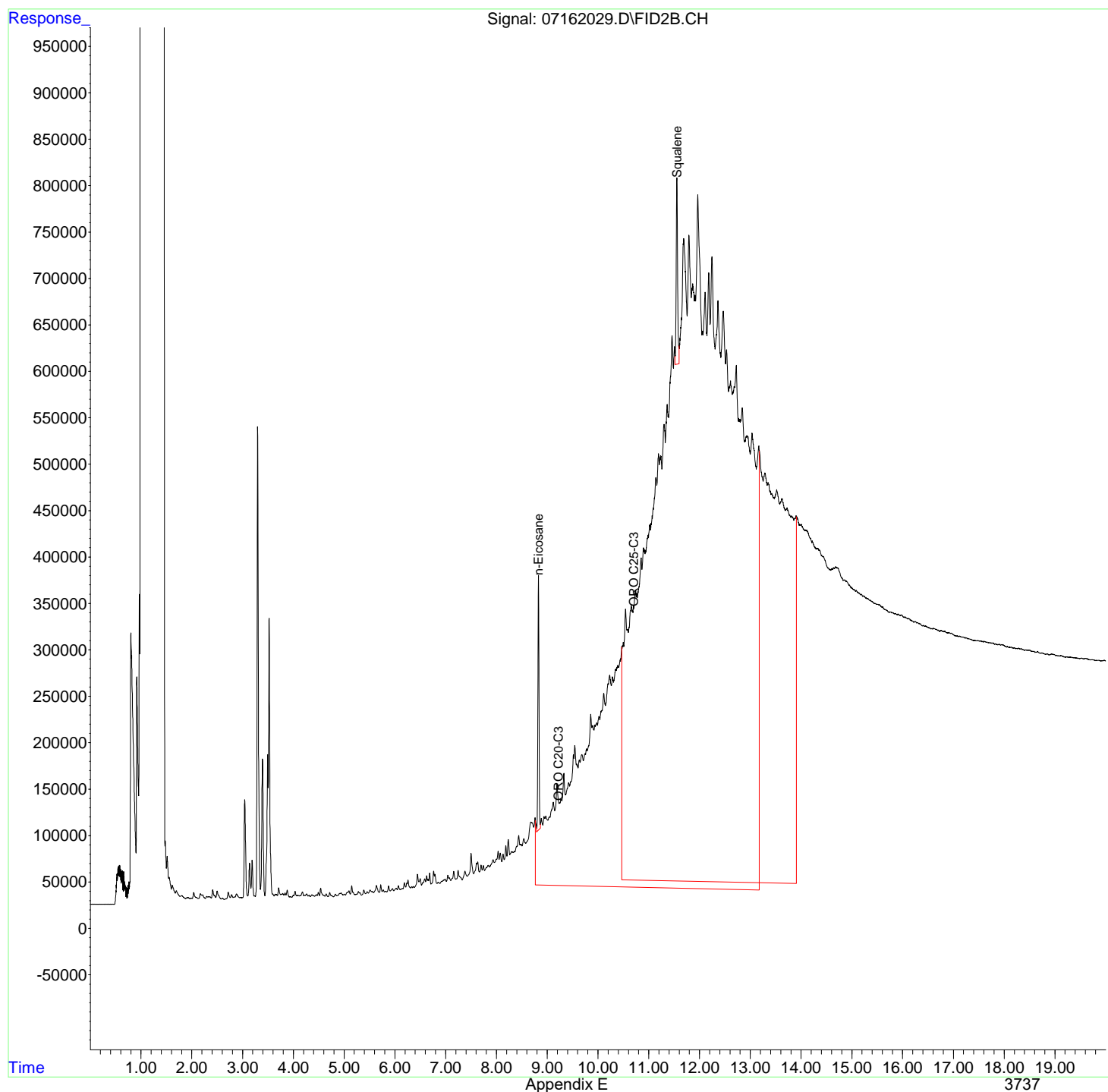
(f)=RT Delta > 1/2 Window

(m)=manual int.

Data Path : R:\2\DATA\071620\  
Data File : 07162029.D  
Signal(s) : FID2B.CH  
Acq On : 16 Jul 2020 11:38 pm  
Operator : GCSVOC-Dhiren  
Sample : 2006583-001A  
Misc :  
ALS Vial : 26 Sample Multiplier: 1

Integration File: EVENTS.E  
Quant Time: Jul 17 10:50:44 2020  
Quant Method : Z:\HPCHEM\2\METHODS\022820DRO-ORO.M  
Quant Title : DRO-ORO 09-09-15 DRO/ORO  
QLast Update : Fri Feb 28 16:32:12 2020  
Response via : Initial Calibration  
Integrator: ChemStation 6890 Scale Mode: Large solvent peaks clipped

Volume Inj. :  
Signal Phase :  
Signal Info :



Data Path : R:\2\DATA\071620\  
 Data File : 07162030.D  
 Signal(s) : FID2B.CH  
 Acq On : 17 Jul 2020 12:05 am  
 Operator : GCSVOC-Dhiren  
 Sample : 2006583-003A  
 Misc :  
 ALS Vial : 27 Sample Multiplier: 1

Integration File: EVENTS.E  
 Quant Time: Jul 17 10:52:13 2020  
 Quant Method : Z:\HPCHEM\2\METHODS\022820DRO-ORO.M  
 Quant Title : DRO-ORO 09-09-15 DRO/ORO  
 QLast Update : Fri Feb 28 16:32:12 2020  
 Response via : Initial Calibration  
 Integrator: ChemStation 6890 Scale Mode: Large solvent peaks clipped

Volume Inj. :  
 Signal Phase :  
 Signal Info :

Compound	R.T.	Response	Conc Units
-----			
System Monitoring Compounds			
4) S n-Eicosane	8.827	35390345	18.458 ug/mLm
8) S1 Squalene	11.552	51209138	31.649 ug/mLm
Target Compounds			
1) H DRO C10-C20	0.000	0	N.D. ug/mL
2) H DRO C10-C25	0.000	0	N.D. ug/mL
3) H DRO C10-C28	0.000	0	N.D. ug/mL
5) H1 ORO C20-C34	9.230	1115216517	946.443 ug/mLm
6) H1 ORO C25-C36	10.700	1172620238	816.550 ug/mLm
7) H1 DRO C10-C36	0.000	0	N.D. ug/mL
-----			

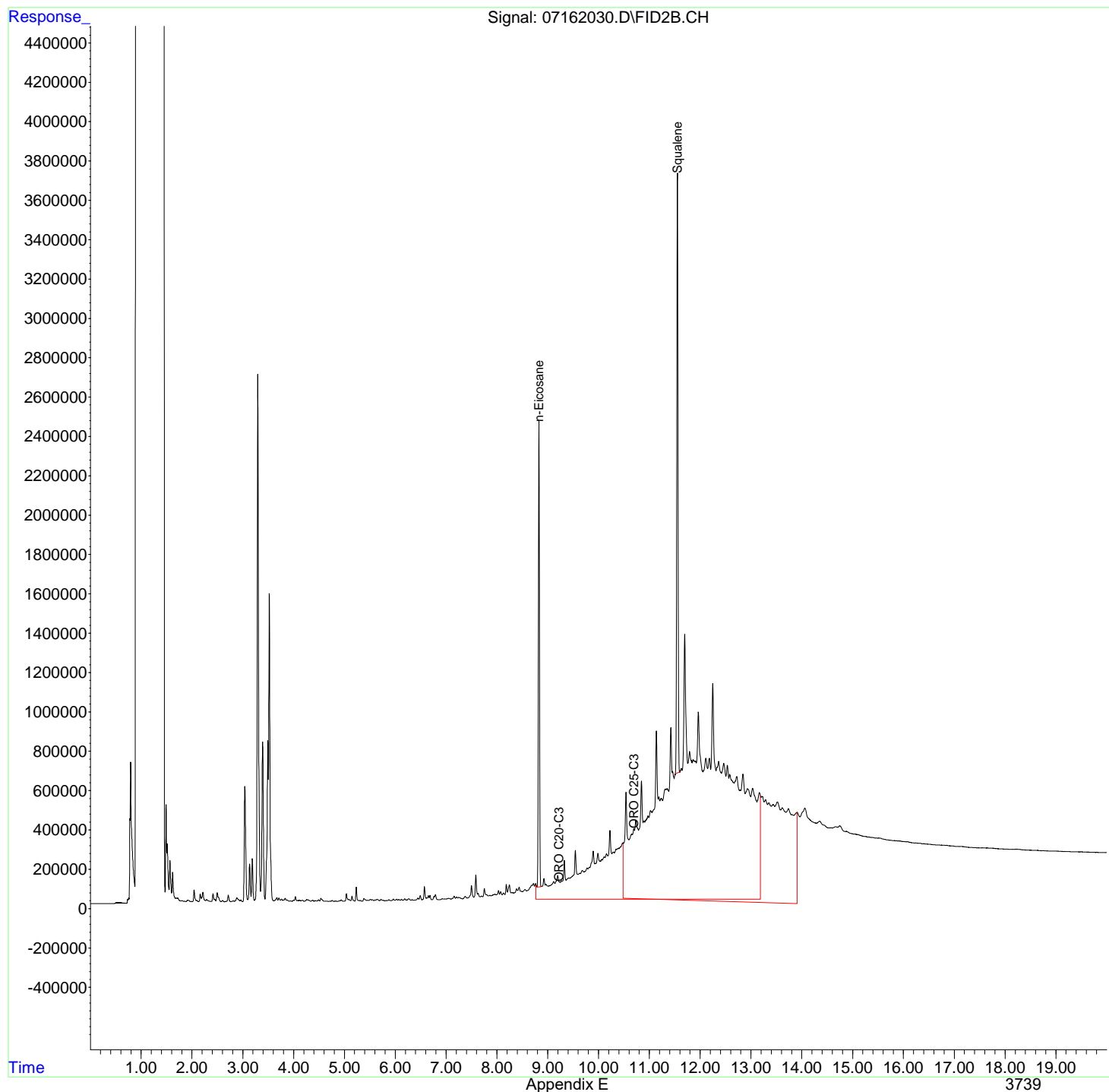
(f)=RT Delta > 1/2 Window

(m)=manual int.

Data Path : R:\2\DATA\071620\  
Data File : 07162030.D  
Signal(s) : FID2B.CH  
Acq On : 17 Jul 2020 12:05 am  
Operator : GCSVOC-Dhiren  
Sample : 2006583-003A  
Misc :  
ALS Vial : 27 Sample Multiplier: 1

Integration File: EVENTS.E  
Quant Time: Jul 17 10:52:13 2020  
Quant Method : Z:\HPCHEM\2\METHODS\022820DRO-ORO.M  
Quant Title : DRO-ORO 09-09-15 DRO/ORO  
QLast Update : Fri Feb 28 16:32:12 2020  
Response via : Initial Calibration  
Integrator: ChemStation 6890 Scale Mode: Large solvent peaks clipped

Volume Inj. :  
Signal Phase :  
Signal Info :



Data Path : R:\2\DATA\071620\  
 Data File : 07162031.D  
 Signal(s) : FID2B.CH  
 Acq On : 17 Jul 2020 12:33 am  
 Operator : GCSVOC-Dhiren  
 Sample : 2006583-004A  
 Misc :  
 ALS Vial : 28 Sample Multiplier: 1

Integration File: EVENTS.E  
 Quant Time: Jul 17 10:53:30 2020  
 Quant Method : Z:\HPCHEM\2\METHODS\022820DRO-ORO.M  
 Quant Title : DRO-ORO 09-09-15 DRO/ORO  
 QLast Update : Fri Feb 28 16:32:12 2020  
 Response via : Initial Calibration  
 Integrator: ChemStation 6890 Scale Mode: Large solvent peaks clipped

Volume Inj. :  
 Signal Phase :  
 Signal Info :

Compound	R.T.	Response	Conc Units
-----			
System Monitoring Compounds			
4) S n-Eicosane	8.827	33116213	17.233 ug/mL
8) S1 Squalene	11.552	28727646	17.423 ug/mLm
Target Compounds			
1) H DRO C10-C20	0.000	0	N.D. ug/mL
2) H DRO C10-C25	0.000	0	N.D. ug/mL
3) H DRO C10-C28	0.000	0	N.D. ug/mL
5) H1 ORO C20-C34	9.230	867875161	716.155 ug/mLm
6) H1 ORO C25-C36	10.700	929697953	626.309 ug/mLm
7) H1 DRO C10-C36	0.000	0	N.D. ug/mL
-----			

(f)=RT Delta > 1/2 Window

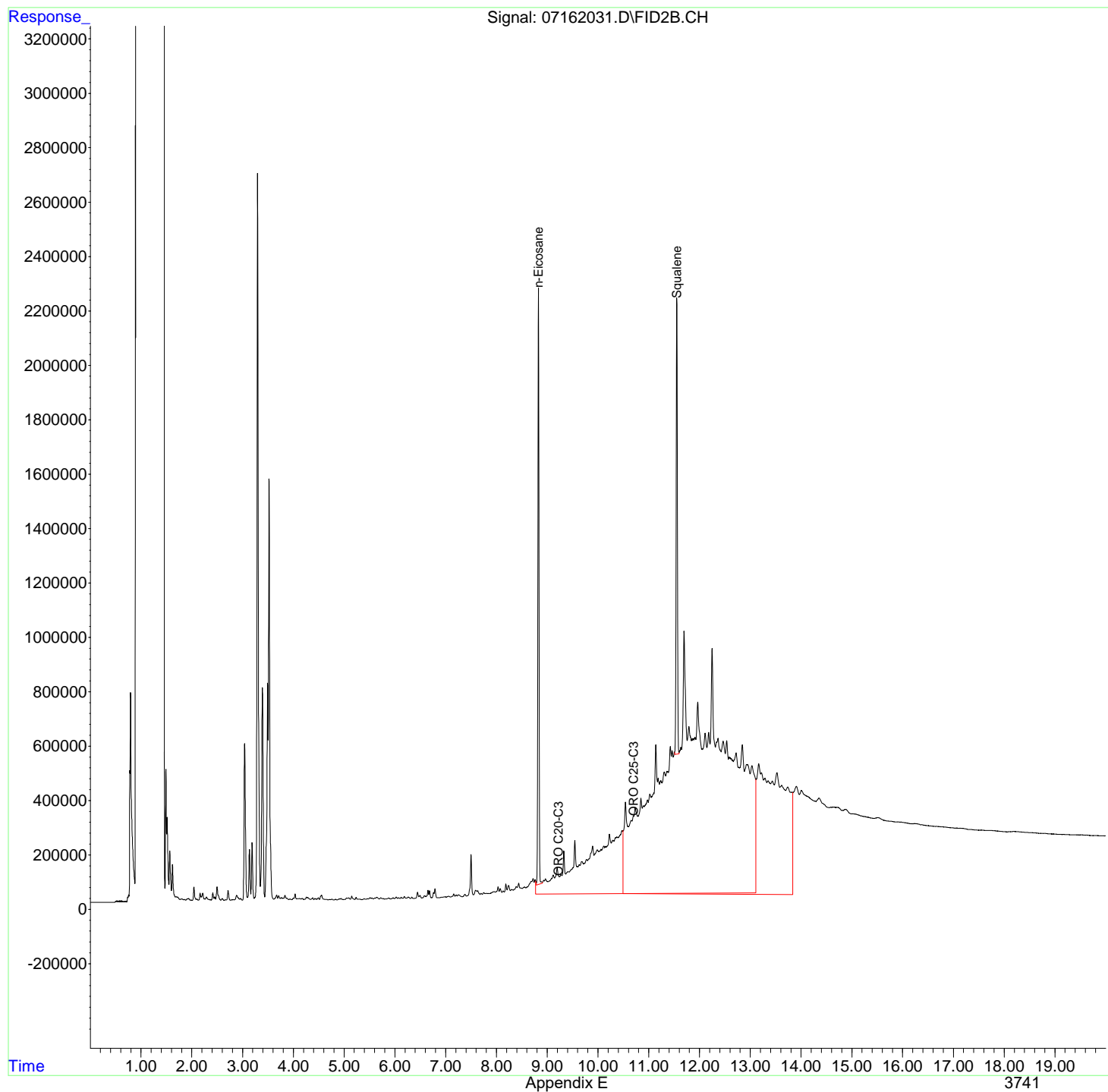
(m)=manual int.



Data Path : R:\2\DATA\071620\  
Data File : 07162031.D  
Signal(s) : FID2B.CH  
Acq On : 17 Jul 2020 12:33 am  
Operator : GCSVOC-Dhiren  
Sample : 2006583-004A  
Misc :  
ALS Vial : 28 Sample Multiplier: 1

Integration File: EVENTS.E  
Quant Time: Jul 17 10:53:30 2020  
Quant Method : Z:\HPCHEM\2\METHODS\022820DRO-ORO.M  
Quant Title : DRO-ORO 09-09-15 DRO/ORO  
QLast Update : Fri Feb 28 16:32:12 2020  
Response via : Initial Calibration  
Integrator: ChemStation 6890 Scale Mode: Large solvent peaks clipped

Volume Inj. :  
Signal Phase :  
Signal Info :



Data Path : R:\2\DATA\071620\  
 Data File : 07162032.D  
 Signal(s) : FID2B.CH  
 Acq On : 17 Jul 2020 1:00 am  
 Operator : GCSVOC-Dhiren  
 Sample : 2006583-005A  
 Misc :  
 ALS Vial : 29 Sample Multiplier: 1

Integration File: EVENTS.E  
 Quant Time: Jul 17 10:54:31 2020  
 Quant Method : Z:\HPCHEM\2\METHODS\022820DRO-ORO.M  
 Quant Title : DRO-ORO 09-09-15 DRO/ORO  
 QLast Update : Fri Feb 28 16:32:12 2020  
 Response via : Initial Calibration  
 Integrator: ChemStation 6890 Scale Mode: Large solvent peaks clipped

Volume Inj. :  
 Signal Phase :  
 Signal Info :

Compound	R.T.	Response	Conc	Units
-----				
System Monitoring Compounds				
4) S n-Eicosane	8.826	36582356	19.100	ug/mLm
8) S1 Squalene	11.552	31319254	19.063	ug/mLm
Target Compounds				
1) H DRO C10-C20	0.000	0	N.D.	ug/mL
2) H DRO C10-C25	0.000	0	N.D.	ug/mL
3) H DRO C10-C28	0.000	0	N.D.	ug/mL
5) H1 ORO C20-C34	9.230	2077195927	1842.099	ug/mLm
6) H1 ORO C25-C36	10.700	2211905125	1630.451	ug/mLm
7) H1 DRO C10-C36	0.000	0	N.D.	ug/mL
-----				

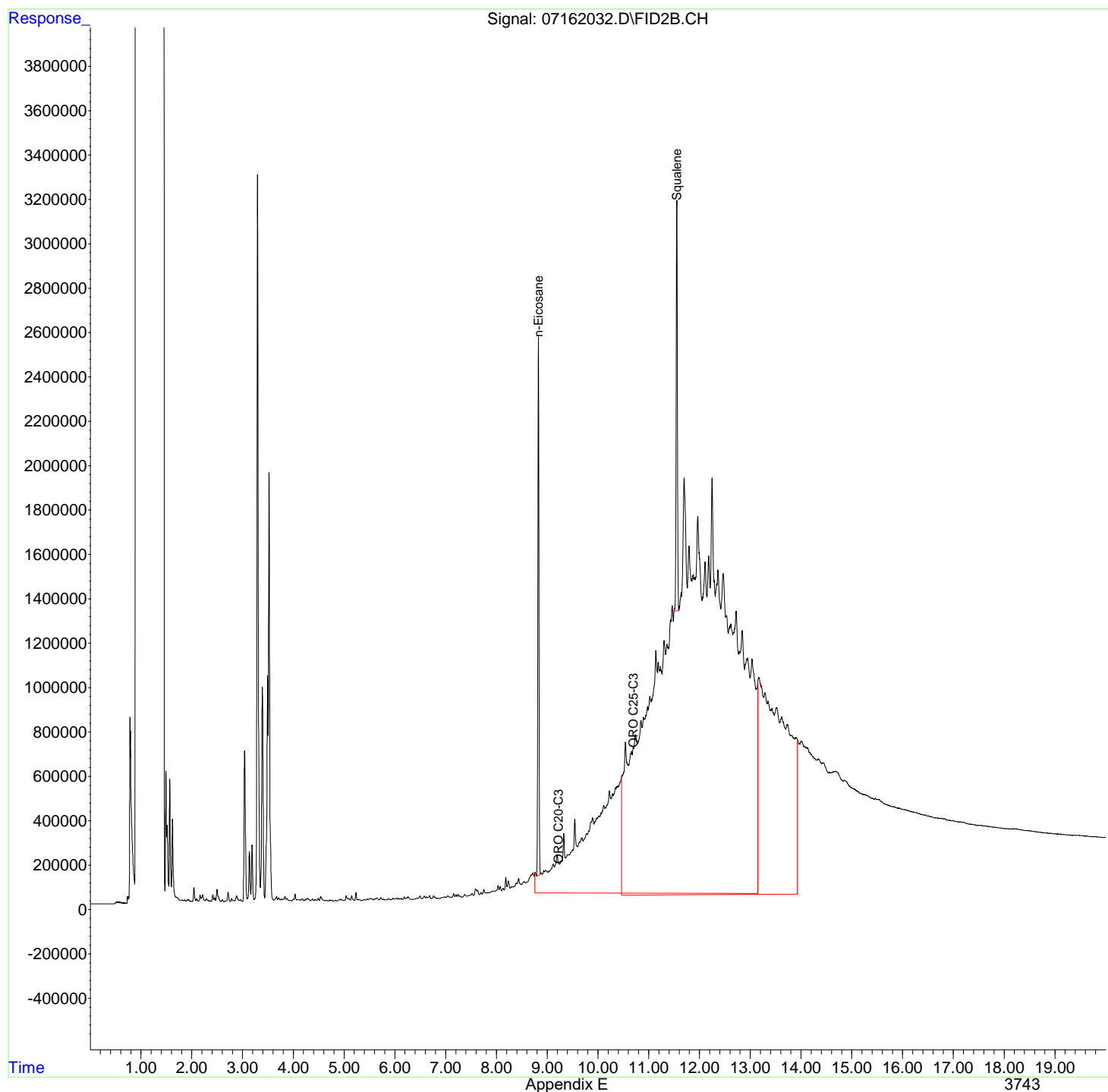
(f)=RT Delta > 1/2 Window

(m)=manual int.

Data Path : R:\2\DATA\071620\  
Data File : 07162032.D  
Signal(s) : FID2B.CH  
Acq On : 17 Jul 2020 1:00 am  
Operator : GCSVOC-Dhiren  
Sample : 2006583-005A  
Misc :  
ALS Vial : 29 Sample Multiplier: 1

Integration File: EVENTS.E  
Quant Time: Jul 17 10:54:31 2020  
Quant Method : Z:\HPCHEM\2\METHODS\022820DRO-ORO.M  
Quant Title : DRO-ORO 09-09-15 DRO/ORO  
QLast Update : Fri Feb 28 16:32:12 2020  
Response via : Initial Calibration  
Integrator: ChemStation 6890 Scale Mode: Large solvent peaks clipped

Volume Inj. :  
Signal Phase :  
Signal Info :



Data Path : R:\2\DATA\071620\  
 Data File : 07162033.D  
 Signal(s) : FID2B.CH  
 Acq On : 17 Jul 2020 1:27 am  
 Operator : GCSVOC-Dhiren  
 Sample : 2006583-007A  
 Misc :  
 ALS Vial : 30 Sample Multiplier: 1

Integration File: EVENTS.E  
 Quant Time: Jul 17 11:41:21 2020  
 Quant Method : Z:\HPCHEM\2\METHODS\022820DRO-ORO.M  
 Quant Title : DRO-ORO 09-09-15 DRO/ORO  
 QLast Update : Fri Feb 28 16:32:12 2020  
 Response via : Initial Calibration  
 Integrator: ChemStation 6890 Scale Mode: Large solvent peaks clipped

Volume Inj. :  
 Signal Phase :  
 Signal Info :

Compound	R.T.	Response	Conc Units
-----			
System Monitoring Compounds			
4) S n-Eicosane	8.827	38674845	20.227 ug/mLm
8) S1 Squalene	11.552	32099417	19.556 ug/mLm
Target Compounds			
1) H DRO C10-C20	0.000	0	N.D. ug/mL
2) H DRO C10-C25	0.000	0	N.D. ug/mL
3) H DRO C10-C28	0.000	0	N.D. ug/mL
5) H1 ORO C20-C34	9.230	1646917631	1441.486 ug/mLm
6) H1 ORO C25-C36	10.700	1665604951	1202.624 ug/mLm
7) H1 DRO C10-C36	0.000	0	N.D. ug/mL
-----			

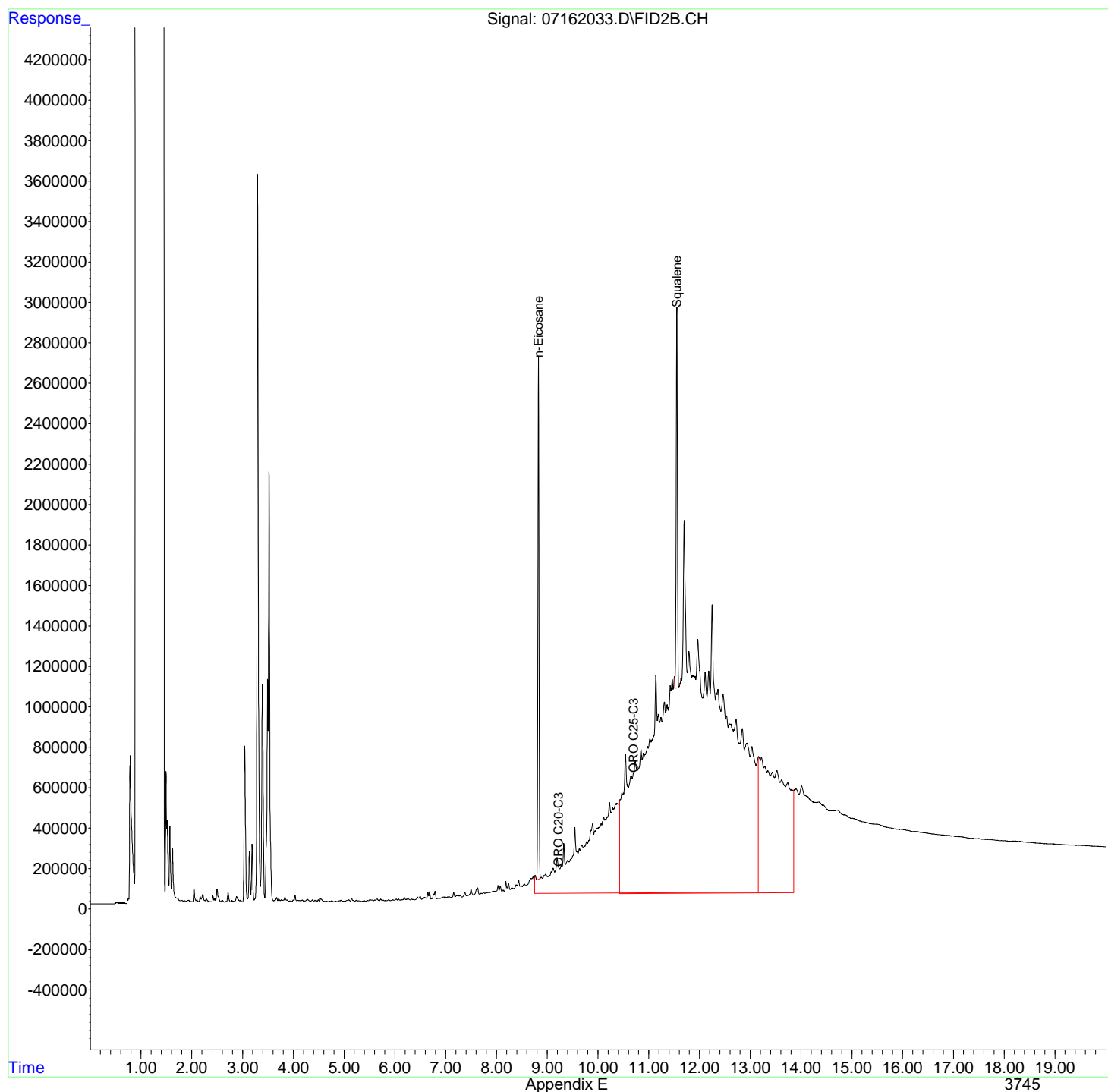
(f)=RT Delta > 1/2 Window

(m)=manual int.

Data Path : R:\2\DATA\071620\  
Data File : 07162033.D  
Signal(s) : FID2B.CH  
Acq On : 17 Jul 2020 1:27 am  
Operator : GCSVOC-Dhiren  
Sample : 2006583-007A  
Misc :  
ALS Vial : 30 Sample Multiplier: 1

Integration File: EVENTS.E  
Quant Time: Jul 17 11:41:21 2020  
Quant Method : Z:\HPCHEM\2\METHODS\022820DRO-ORO.M  
Quant Title : DRO-ORO 09-09-15 DRO/ORO  
QLast Update : Fri Feb 28 16:32:12 2020  
Response via : Initial Calibration  
Integrator: ChemStation 6890 Scale Mode: Large solvent peaks clipped

Volume Inj. :  
Signal Phase :  
Signal Info :



Data Path : R:\2\DATA\071620\  
 Data File : 07162034.D  
 Signal(s) : FID2B.CH  
 Acq On : 17 Jul 2020 1:54 am  
 Operator : GCSVOC-Dhiren  
 Sample : 2006583-008A  
 Misc :  
 ALS Vial : 31 Sample Multiplier: 1

Integration File: EVENTS.E  
 Quant Time: Jul 17 11:44:57 2020  
 Quant Method : Z:\HPCHEM\2\METHODS\022820DRO-ORO.M  
 Quant Title : DRO-ORO 09-09-15 DRO/ORO  
 QLast Update : Fri Feb 28 16:32:12 2020  
 Response via : Initial Calibration  
 Integrator: ChemStation 6890 Scale Mode: Large solvent peaks clipped

Volume Inj. :  
 Signal Phase :  
 Signal Info :

Compound	R.T.	Response	Conc Units
-----			
System Monitoring Compounds			
4) S n-Eicosane	8.827	33944228	17.679 ug/mLm
8) S1 Squalene	11.551	32106461	19.561 ug/mLm
Target Compounds			
1) H DRO C10-C20	0.000	0	N.D. ug/mL
2) H DRO C10-C25	0.000	0	N.D. ug/mL
3) H DRO C10-C28	0.000	0	N.D. ug/mL
5) H1 ORO C20-C34	9.230	1319984605	1137.094 ug/mLm
6) H1 ORO C25-C36	10.700	1339999333	947.631 ug/mLm
7) H1 DRO C10-C36	0.000	0	N.D. ug/mL
-----			

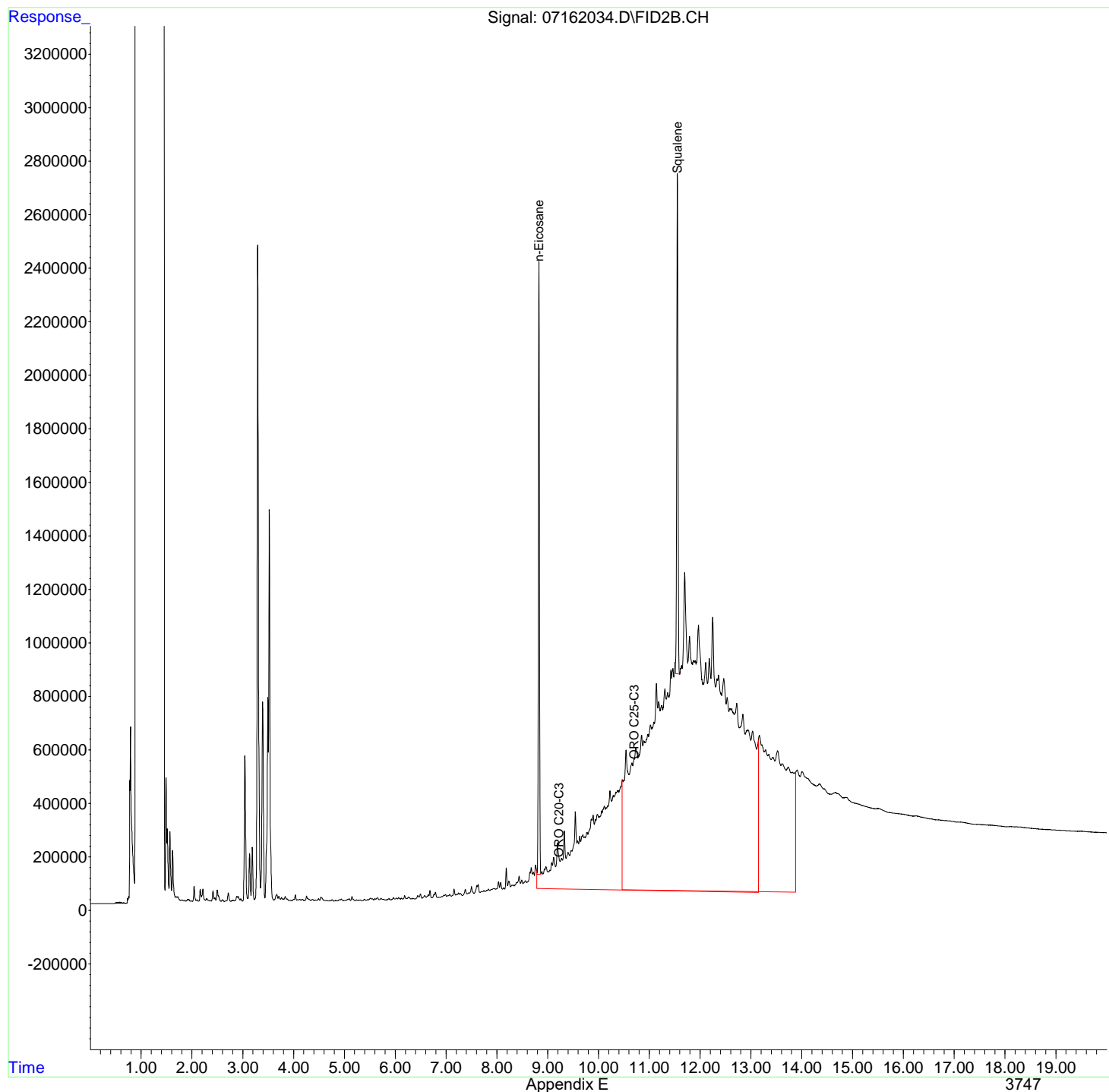
(f)=RT Delta > 1/2 Window

(m)=manual int.

Data Path : R:\2\DATA\071620\  
Data File : 07162034.D  
Signal(s) : FID2B.CH  
Acq On : 17 Jul 2020 1:54 am  
Operator : GCSVOC-Dhiren  
Sample : 2006583-008A  
Misc :  
ALS Vial : 31 Sample Multiplier: 1

Integration File: EVENTS.E  
Quant Time: Jul 17 11:44:57 2020  
Quant Method : Z:\HPCHEM\2\METHODS\022820DRO-ORO.M  
Quant Title : DRO-ORO 09-09-15 DRO/ORO  
QLast Update : Fri Feb 28 16:32:12 2020  
Response via : Initial Calibration  
Integrator: ChemStation 6890 Scale Mode: Large solvent peaks clipped

Volume Inj. :  
Signal Phase :  
Signal Info :



Data Path : R:\2\DATA\071620\  
 Data File : 07162035.D  
 Signal(s) : FID2B.CH  
 Acq On : 17 Jul 2020 2:21 am  
 Operator : GCSVOC-Dhiren  
 Sample : 2006583-009A  
 Misc :  
 ALS Vial : 32 Sample Multiplier: 1

Integration File: EVENTS.E  
 Quant Time: Jul 17 11:47:10 2020  
 Quant Method : Z:\HPCHEM\2\METHODS\022820DRO-ORO.M  
 Quant Title : DRO-ORO 09-09-15 DRO/ORO  
 QLast Update : Fri Feb 28 16:32:12 2020  
 Response via : Initial Calibration  
 Integrator: ChemStation 6890 Scale Mode: Large solvent peaks clipped

Volume Inj. :  
 Signal Phase :  
 Signal Info :

Compound	R.T.	Response	Conc Units
-----			
System Monitoring Compounds			
4) S n-Eicosane	8.827	37770567	19.740 ug/mLm
8) S1 Squalene	11.553	34956578	21.364 ug/mLm
Target Compounds			
1) H DRO C10-C20	0.000	0	N.D. ug/mL
2) H DRO C10-C25	0.000	0	N.D. ug/mL
3) H DRO C10-C28	0.000	0	N.D. ug/mL
5) H1 ORO C20-C34	9.230	5220263572	4768.469 ug/mLm
6) H1 ORO C25-C36	10.700	4979428746	3797.797 ug/mLm
7) H1 DRO C10-C36	0.000	0	N.D. ug/mL
-----			

(f)=RT Delta > 1/2 Window

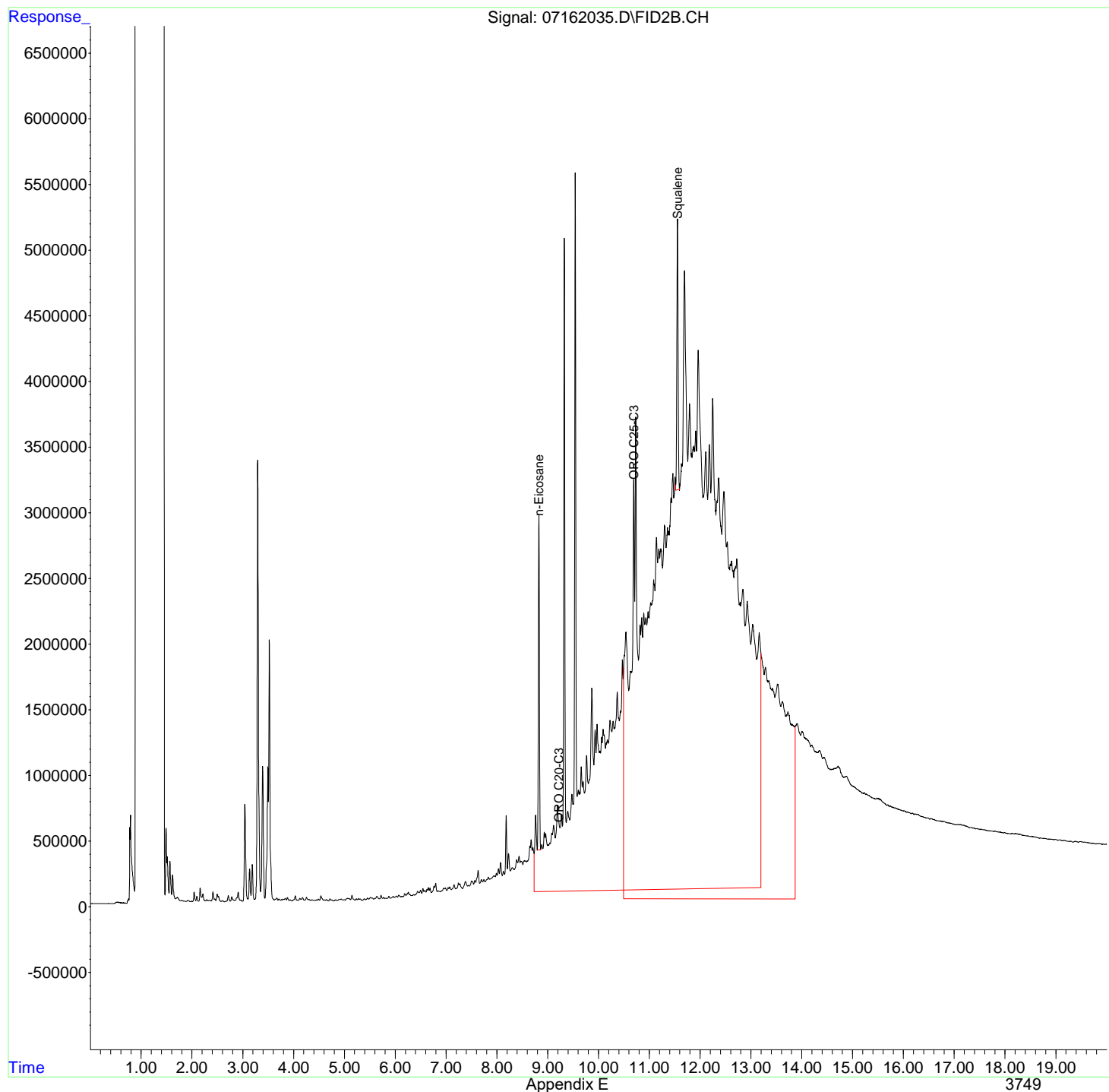
(m)=manual int.



Data Path : R:\2\DATA\071620\  
Data File : 07162035.D  
Signal(s) : FID2B.CH  
Acq On : 17 Jul 2020 2:21 am  
Operator : GCSVOC-Dhiren  
Sample : 2006583-009A  
Misc :  
ALS Vial : 32 Sample Multiplier: 1

Integration File: EVENTS.E  
Quant Time: Jul 17 11:47:10 2020  
Quant Method : Z:\HPCHEM\2\METHODS\022820DRO-ORO.M  
Quant Title : DRO-ORO 09-09-15 DRO/ORO  
QLast Update : Fri Feb 28 16:32:12 2020  
Response via : Initial Calibration  
Integrator: ChemStation 6890 Scale Mode: Large solvent peaks clipped

Volume Inj. :  
Signal Phase :  
Signal Info :



Data Path : R:\2\DATA\071620\  
Data File : 07162036.D  
Signal(s) : FID2B.CH  
Acq On : 17 Jul 2020 2:48 am  
Operator : GCSVOC-Dhiren  
Sample : 2006583-010A  
Misc :  
ALS Vial : 33 Sample Multiplier: 1

Integration File: EVENTS.E  
Quant Time: Jul 17 11:48:40 2020  
Quant Method : Z:\HPCHEM\2\METHODS\022820DRO-ORO.M  
Quant Title : DRO-ORO 09-09-15 DRO/ORO  
QLast Update : Fri Feb 28 16:32:12 2020  
Response via : Initial Calibration  
Integrator: ChemStation 6890 Scale Mode: Large solvent peaks clipped

Volume Inj. :  
Signal Phase :  
Signal Info :

Compound	R.T.	Response	Conc Units
-----			
System Monitoring Compounds			
4) S n-Eicosane	8.826	37724334	19.715 ug/mLm
8) S1 Squalene	11.554	33645987	20.535 ug/mLm
Target Compounds			
1) H DRO C10-C20	0.000	0	N.D. ug/mL
2) H DRO C10-C25	0.000	0	N.D. ug/mL
3) H DRO C10-C28	0.000	0	N.D. ug/mL
5) H1 ORO C20-C34	9.230	4262322561	3876.573 ug/mLm
6) H1 ORO C25-C36	10.700	4280922927	3250.772 ug/mLm
7) H1 DRO C10-C36	0.000	0	N.D. ug/mL
-----			

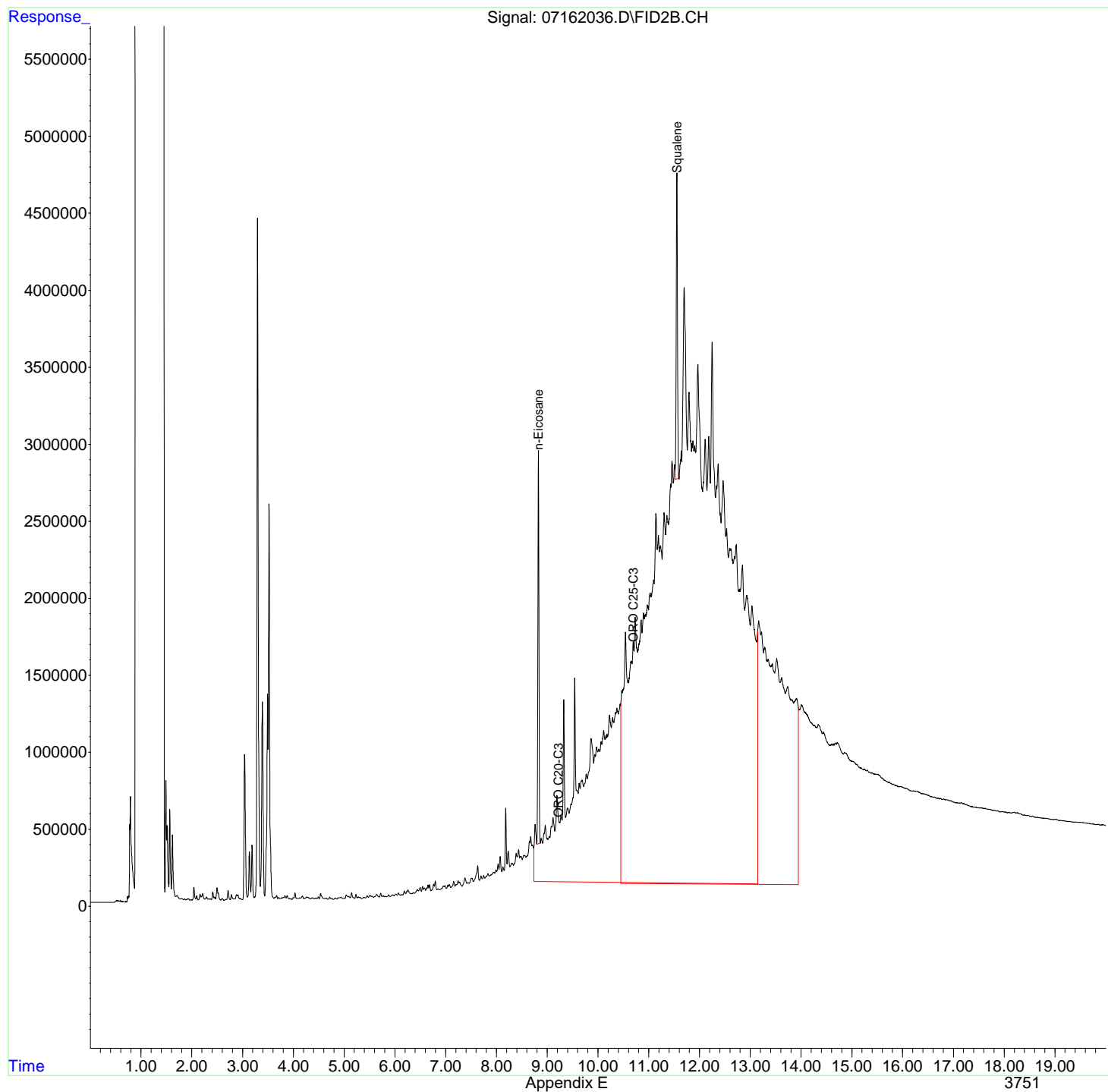
(f)=RT Delta > 1/2 Window

(m)=manual int.

Data Path : R:\2\DATA\071620\  
Data File : 07162036.D  
Signal(s) : FID2B.CH  
Acq On : 17 Jul 2020 2:48 am  
Operator : GCSVOC-Dhiren  
Sample : 2006583-010A  
Misc :  
ALS Vial : 33 Sample Multiplier: 1

Integration File: EVENTS.E  
Quant Time: Jul 17 11:48:40 2020  
Quant Method : Z:\HPCHEM\2\METHODS\022820DRO-ORO.M  
Quant Title : DRO-ORO 09-09-15 DRO/ORO  
QLast Update : Fri Feb 28 16:32:12 2020  
Response via : Initial Calibration  
Integrator: ChemStation 6890 Scale Mode: Large solvent peaks clipped

Volume Inj. :  
Signal Phase :  
Signal Info :



Data Path : R:\2\DATA\071620\  
 Data File : 07162038.D  
 Signal(s) : FID2B.CH  
 Acq On : 17 Jul 2020 3:43 am  
 Operator : GCSVOC-Dhiren  
 Sample : 2006583-002A  
 Misc :  
 ALS Vial : 35 Sample Multiplier: 1

Integration File: EVENTS.E  
 Quant Time: Jul 17 11:54:24 2020  
 Quant Method : Z:\HPCHEM\2\METHODS\022820DRO-ORO.M  
 Quant Title : DRO-ORO 09-09-15 DRO/ORO  
 QLast Update : Fri Feb 28 16:32:12 2020  
 Response via : Initial Calibration  
 Integrator: ChemStation 6890 Scale Mode: Large solvent peaks clipped

Volume Inj. :  
 Signal Phase :  
 Signal Info :

Compound	R.T.	Response	Conc	Units
-----				
System Monitoring Compounds				
4) S n-Eicosane	8.826	8393521	3.917	ug/mLm
8) S1 Squalene	11.554	6271372	3.213	ug/mLm
Target Compounds				
1) H DRO C10-C20	0.000	0	N.D.	ug/mL
2) H DRO C10-C25	0.000	0	N.D.	ug/mL
3) H DRO C10-C28	0.000	0	N.D.	ug/mL
5) H1 ORO C20-C34	9.230	2468535251	2206.458	ug/mLm
6) H1 ORO C25-C36	10.700	2560063892	1903.106	ug/mLm
7) H1 DRO C10-C36	0.000	0	N.D.	ug/mL
-----				

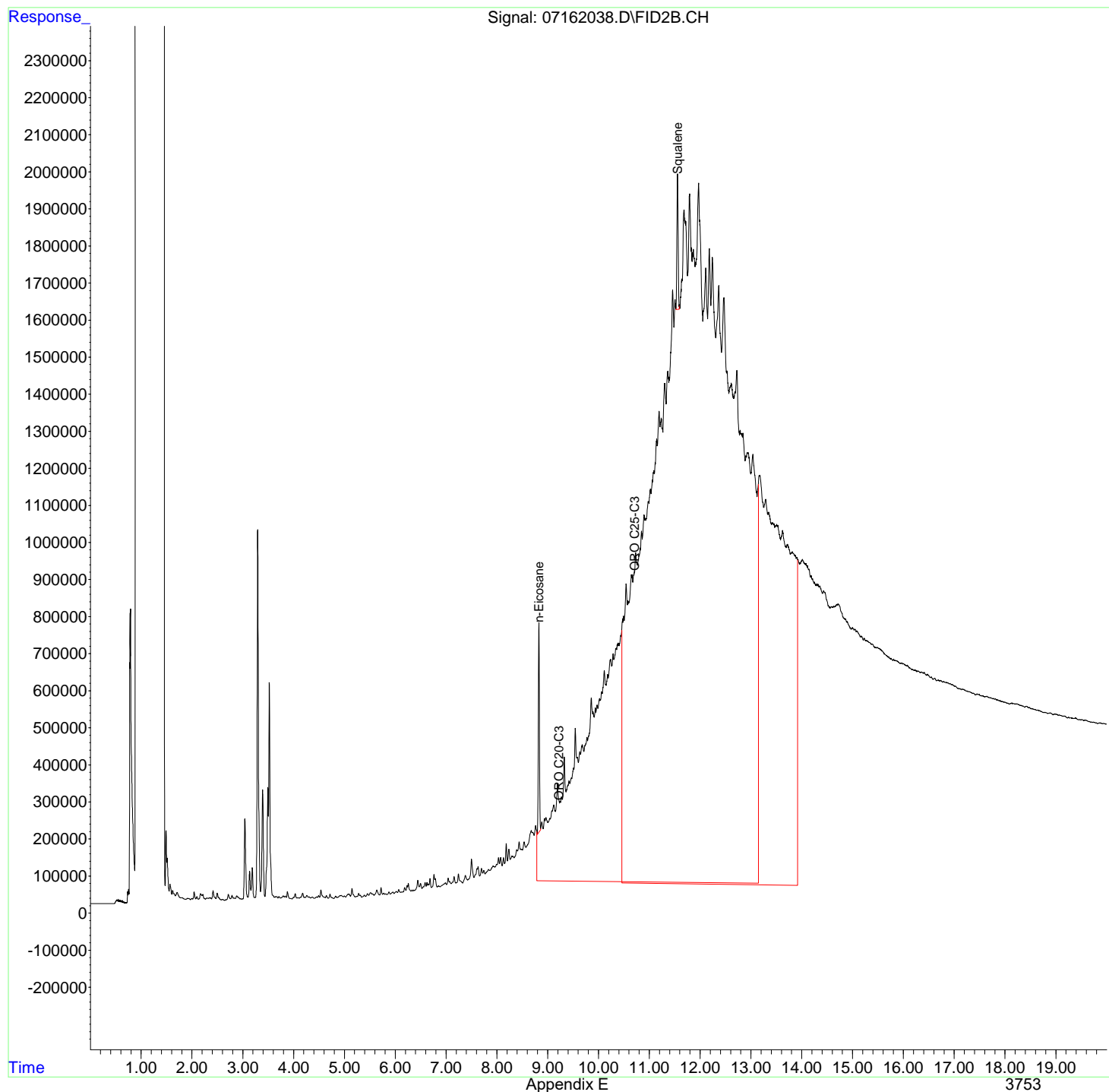
(f)=RT Delta > 1/2 Window

(m)=manual int.

Data Path : R:\2\DATA\071620\  
Data File : 07162038.D  
Signal(s) : FID2B.CH  
Acq On : 17 Jul 2020 3:43 am  
Operator : GCSVOC-Dhiren  
Sample : 2006583-002A  
Misc :  
ALS Vial : 35 Sample Multiplier: 1

Integration File: EVENTS.E  
Quant Time: Jul 17 11:54:24 2020  
Quant Method : Z:\HPCHEM\2\METHODS\022820DRO-ORO.M  
Quant Title : DRO-ORO 09-09-15 DRO/ORO  
QLast Update : Fri Feb 28 16:32:12 2020  
Response via : Initial Calibration  
Integrator: ChemStation 6890 Scale Mode: Large solvent peaks clipped

Volume Inj. :  
Signal Phase :  
Signal Info :



Data Path : R:\2\DATA\071620\  
 Data File : 07162041.D  
 Signal(s) : FID2B.CH  
 Acq On : 17 Jul 2020 5:04 am  
 Operator : GCSVOC-Dhiren  
 Sample : CCB-071620B  
 Misc :  
 ALS Vial : 2 Sample Multiplier: 1

Integration File: EVENTS.E  
 Quant Time: Jul 17 11:55:05 2020  
 Quant Method : Z:\HPCHEM\2\METHODS\022820DRO-ORO.M  
 Quant Title : DRO-ORO 09-09-15 DRO/ORO  
 QLast Update : Fri Feb 28 16:32:12 2020  
 Response via : Initial Calibration  
 Integrator: ChemStation 6890 Scale Mode: Large solvent peaks clipped

Volume Inj. :  
 Signal Phase :  
 Signal Info :

Compound	R.T.	Response	Conc	Units
-----				
System Monitoring Compounds				
4) S n-Eicosane	8.826	31097998	16.146	ug/mL
8) S1 Squalene	11.551	20988568	12.525	ug/mLm
Target Compounds				
1) H DRO C10-C20	0.000	0	N.D.	ug/mL
2) H DRO C10-C25	0.000	0	N.D.	ug/mL
3) H DRO C10-C28	0.000	0	N.D.	ug/mL
5) H1 ORO C20-C34	0.000	0	N.D.	ug/mL
6) H1 ORO C25-C36	0.000	0	N.D.	ug/mL
7) H1 DRO C10-C36	0.000	0	N.D.	ug/mL
-----				

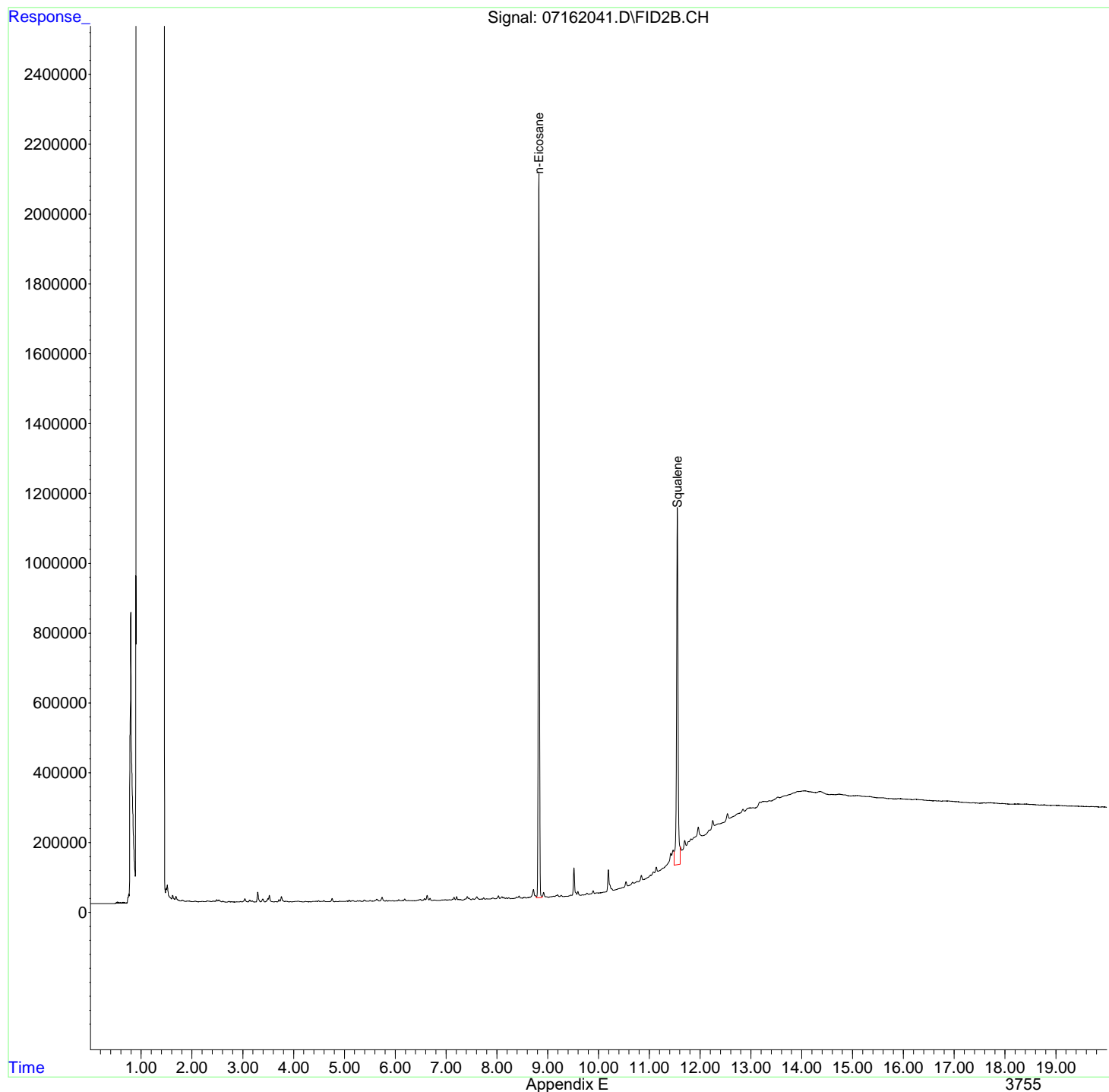
(f)=RT Delta > 1/2 Window

(m)=manual int.

Data Path : R:\2\DATA\071620\  
Data File : 07162041.D  
Signal(s) : FID2B.CH  
Acq On : 17 Jul 2020 5:04 am  
Operator : GCSVOC-Dhiren  
Sample : CCB-071620B  
Misc :  
ALS Vial : 2 Sample Multiplier: 1

Integration File: EVENTS.E  
Quant Time: Jul 17 11:55:05 2020  
Quant Method : Z:\HPCHEM\2\METHODS\022820DRO-ORO.M  
Quant Title : DRO-ORO 09-09-15 DRO/ORO  
QLast Update : Fri Feb 28 16:32:12 2020  
Response via : Initial Calibration  
Integrator: ChemStation 6890 Scale Mode: Large solvent peaks clipped

Volume Inj. :  
Signal Phase :  
Signal Info :



Data Path : R:\2\DATA\071620\  
Data File : 07162042.D  
Signal(s) : FID2B.CH  
Acq On : 17 Jul 2020 5:31 am  
Operator : GCSVOC-Dhiren  
Sample : CCV-DRO-071620B  
Misc :  
ALS Vial : 4 Sample Multiplier: 1

Integration File: EVENTS.E  
Quant Time: Jul 17 11:56:34 2020  
Quant Method : Z:\HPCHEM\2\METHODS\022820DRO-ORO.M  
Quant Title : DRO-ORO 09-09-15 DRO/ORO  
QLast Update : Fri Feb 28 16:32:12 2020  
Response via : Initial Calibration  
Integrator: ChemStation 6890 Scale Mode: Large solvent peaks clipped

Volume Inj. :  
Signal Phase :  
Signal Info :

Min. RRF : 0.000 Min. Rel. Area : 50% Max. R.T. Dev 0.50min  
Max. RRF Dev : 15% Max. Rel. Area : 150%

	Compound	Amount	Calc.	%Dev	Area%	Dev (Min)
1 H	DRO C10-C20	1000.000	962.363	3.8	0	0.00
2 H	DRO C10-C25	1000.000	919.388	8.1	0	0.00
3 H	DRO C10-C28	1000.000	875.064	12.5	0	0.00
5 H1	ORO C20-C34	1000.000	-92.904	109.3#	0	-9.23#
6 H1	ORO C25-C36	1000.000	-102.627	110.3#	0	-10.70#
7 H1	DRO C10-C36	1000.000	1000.398	-0.0	0	0.00
8 S1	Squalene	20.000	16.433	17.8#	0	0.00

## Evaluate Continuing Calibration Report - Not Finds

4 S	n-Eicosane	10.000	0.000	100.0#	0	-8.83#
5 H1	ORO C20-C34	1000.000	-92.904	109.3#	0	-9.23#
6 H1	ORO C25-C36	1000.000	-102.627	110.3#	0	-10.70#

( # ) = Out of Range

SPCC's out = 0 CCC's out = 0



Data Path : R:\2\DATA\071620\  
 Data File : 07162042.D  
 Signal(s) : FID2B.CH  
 Acq On : 17 Jul 2020 5:31 am  
 Operator : GCSVOC-Dhiren  
 Sample : CCV-DRO-071620B  
 Misc :  
 ALS Vial : 4 Sample Multiplier: 1

Integration File: EVENTS.E  
 Quant Time: Jul 17 11:56:34 2020  
 Quant Method : Z:\HPCHEM\2\METHODS\022820DRO-ORO.M  
 Quant Title : DRO-ORO 09-09-15 DRO/ORO  
 QLast Update : Fri Feb 28 16:32:12 2020  
 Response via : Initial Calibration  
 Integrator: ChemStation 6890 Scale Mode: Large solvent peaks clipped

Volume Inj. :  
 Signal Phase :  
 Signal Info :

Compound	R.T.	Response	Conc	Units
-----				
System Monitoring Compounds				
4) S n-Eicosane	0.000	0	N.D.	ug/mL
8) S1 Squalene	11.551	27163819	16.433	ug/mLm
Target Compounds				
1) H DRO C10-C20	5.050	1457022878	962.363	ug/mLm
2) H DRO C10-C25	5.150	1618847640	919.388	ug/mLm
3) H DRO C10-C28	6.850	1586853917	875.064	ug/mLm
5) H1 ORO C20-C34	0.000	0	N.D.	ug/mL
6) H1 ORO C25-C36	0.000	0	N.D.	ug/mL
7) H1 DRO C10-C36	8.400	1925663819	1000.398	ug/mLm
-----				

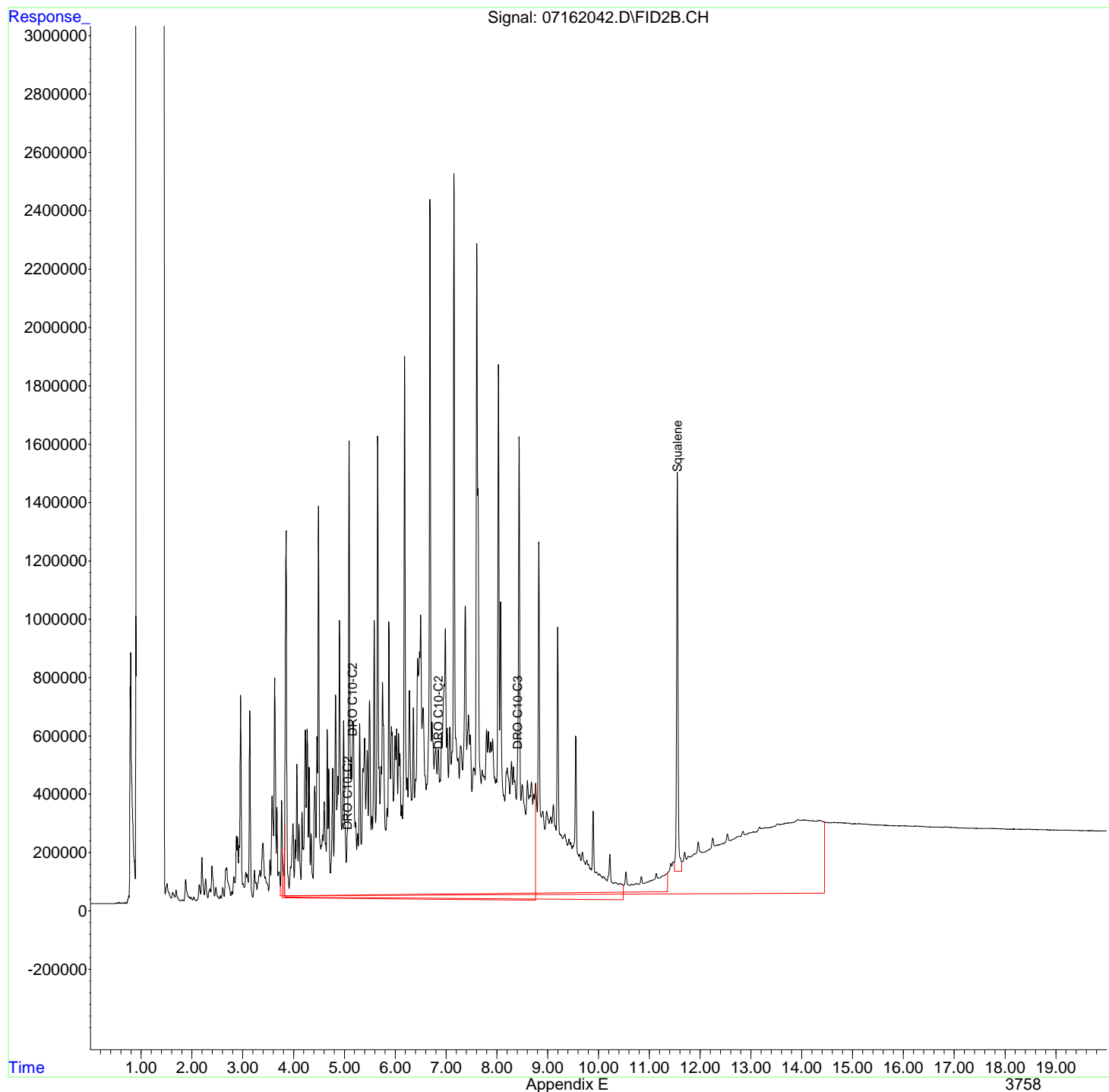
(f)=RT Delta > 1/2 Window

(m)=manual int.

Data Path : R:\2\DATA\071620\  
Data File : 07162042.D  
Signal(s) : FID2B.CH  
Acq On : 17 Jul 2020 5:31 am  
Operator : GCSVOC-Dhiren  
Sample : CCV-DRO-071620B  
Misc :  
ALS Vial : 4 Sample Multiplier: 1

Integration File: EVENTS.E  
Quant Time: Jul 17 11:56:34 2020  
Quant Method : Z:\HPCHEM\2\METHODS\022820DRO-ORO.M  
Quant Title : DRO-ORO 09-09-15 DRO/ORO  
QLast Update : Fri Feb 28 16:32:12 2020  
Response via : Initial Calibration  
Integrator: ChemStation 6890 Scale Mode: Large solvent peaks clipped

Volume Inj. :  
Signal Phase :  
Signal Info :



Data Directory: R:\2\DATA\072020\

SampleName	MiscInfo	Vial	Multiplier	Injection Time
1) 0720200A.D PRIME		100	1.000	20 Jul 2020 10:56 am
2) 0720201B.D PRIME		100	1.000	20 Jul 2020 11:23 am
3) 0720202C.D PRIME		100	1.000	20 Jul 2020 11:50 am
4) 07202001.D RTX-072020		1	1.000	20 Jul 2020 12:18 pm
5) 07202002.D CCB-072020		2	1.000	20 Jul 2020 12:45 pm
6) 07202003.D CRQL-DRO-072020		3	1.000	20 Jul 2020 1:12 pm
7) 07202004.D CCV-DRO-072020		4	1.000	20 Jul 2020 1:40 pm
8) 07202005.D Rinse		5	1.000	20 Jul 2020 2:08 pm
9) 07202006.D 2006518-013A		19	1.000	20 Jul 2020 2:35 pm
10) 07202007.D 2006518-014A		20	1.000	20 Jul 2020 3:02 pm
11) 07202008.D 2006518-015A		21	1.000	20 Jul 2020 3:30 pm
12) 07202009.D 2006518-015AMS		22	1.000	20 Jul 2020 3:57 pm
13) 07202010.D 2006518-015AMSD		23	1.000	20 Jul 2020 4:24 pm
14) 07202011.D 2006518-016A		24	1.000	20 Jul 2020 4:52 pm
15) 07202012.D 2006518-017A		25	1.000	20 Jul 2020 5:19 pm
16) 07202013.D 2006518-018A		26	1.000	20 Jul 2020 5:47 pm
17) 07202014.D 2006518-019A		27	1.000	20 Jul 2020 6:14 pm
18) 07202015.D 2006518-020A		28	1.000	20 Jul 2020 6:42 pm
19) 07202016.D 2006518-021A		29	1.000	20 Jul 2020 7:09 pm
20) 07202017.D 2006518-011A	Data not used.	30	1.000	20 Jul 2020 7:37 pm
21) 07202018.D PRINSE		5	1.000	20 Jul 2020 8:04 pm

22) 07202019.D						
RINSE	5	1.000	20 Jul 2020	8:31	pm	
-----						
23) 07202020.D						
CCB-072020-1	2	1.000	20 Jul 2020	8:59	pm	
-----						
24) 07202021.D						
CCV-DRO-072020-1	4	1.000	20 Jul 2020	9:26	pm	
-----						
25) 07202022.D						
2006583-002A	31	1.000	20 Jul 2020	9:53	pm	Data not Used.
-----						
26) 07202023.D						
2006583-001A	32	1.000	20 Jul 2020	10:21	pm	4X DIL
-----						
27) 07202024.D						
CCB-072020-2	2	1.000	20 Jul 2020	10:48	pm	
-----						
28) 07202025.D						
CCV-DRO-072020-2	4	1.000	20 Jul 2020	11:15	pm	
-----						

Data Path : R:\2\DATA\072020\  
 Data File : 07202001.D  
 Signal(s) : FID2B.CH  
 Acq On : 20 Jul 2020 12:18 pm  
 Operator : GCSVOC-Dhiren  
 Sample : RTX-072020  
 Misc :  
 ALS Vial : 1 Sample Multiplier: 1

Integration File: EVENTS.E  
 Quant Time: Jul 20 12:52:42 2020  
 Quant Method : Z:\HPCHEM\2\METHODS\C10-40.M  
 Quant Title : Retention Time C8-40  
 QLast Update : Wed Dec 18 10:37:38 2019  
 Response via : Initial Calibration  
 Integrator: ChemStation 6890 Scale Mode: Large solvent peaks clipped

Volume Inj. :  
 Signal Phase :  
 Signal Info :

Compound	R.T.	Response	Conc Units
-----			
Target Compounds			
1) C8	2.389	197770544	2.416 ug/mL
2) C10	3.837	196042336	165.441 ug/mL
3) C12	5.091	195853659	170.038 ug/mL
4) C14	6.185	195188699	172.076 ug/mL
5) C16	7.157	197093102	177.343 ug/mL
6) C18	8.032	201365733	182.457 ug/mL
7) C20	8.828	205318730	185.558 ug/mL
8) C22	9.556	209694875	185.895 ug/mL
9) C24	10.226	209156876	180.567 ug/mL
10) C25	10.542	189772080	182.431 ug/mL
11) C26	10.847	201669703	168.678 ug/mL
12) C28	11.424	182712283	147.191 ug/mL
13) C30	11.967	156597796	126.091 ug/mL
14) C32	12.540	118868128	99.919 ug/mL
15) C34	13.171	85092320	76.944 ug/mL
16) C36	13.919	56742271	61.559 ug/mL
17) C38	14.890	36900744	52.421 ug/mL
18) C40	16.280f	29553881	57.555 ug/mL
-----			

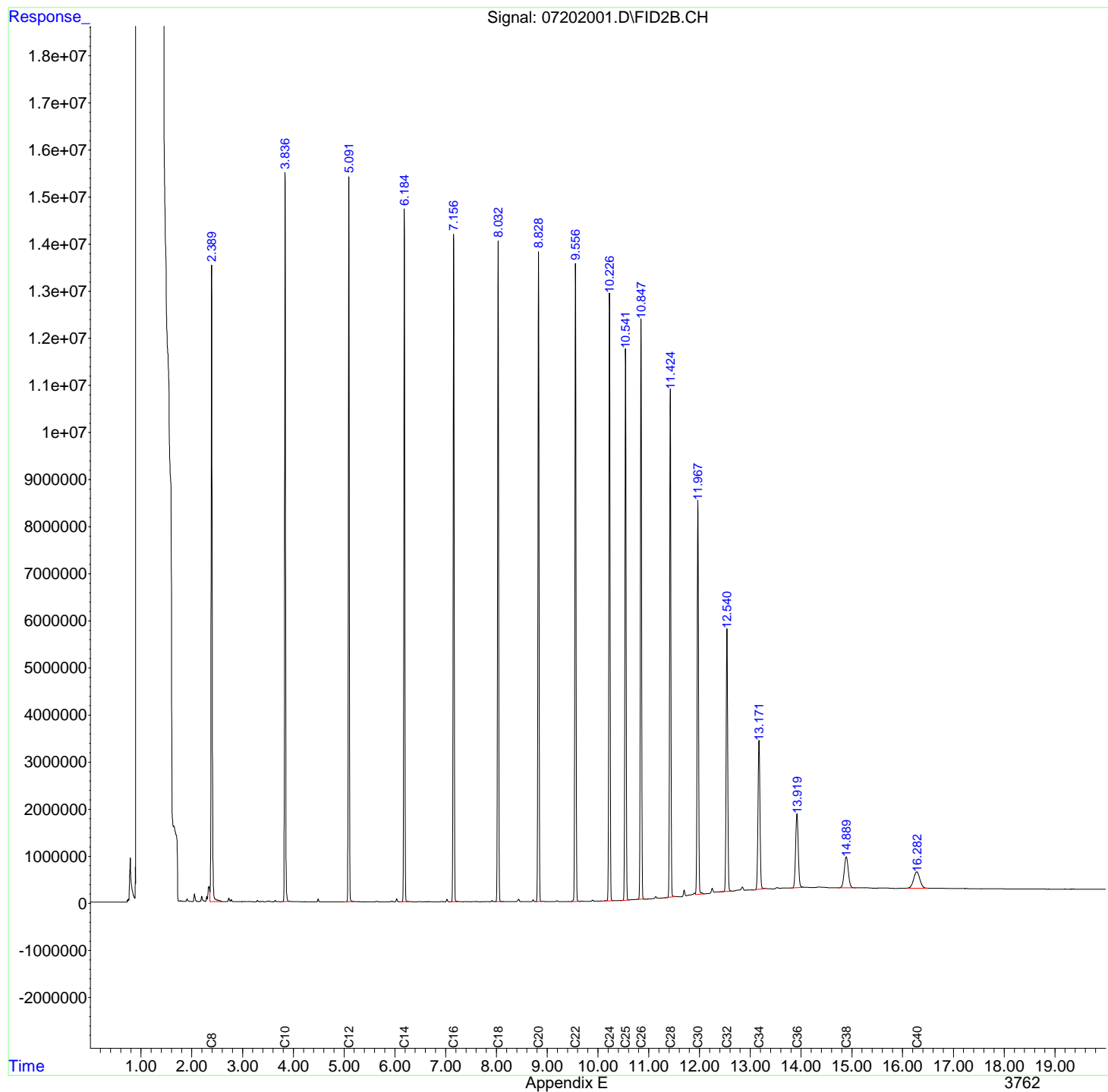
(f)=RT Delta > 1/2 Window

(m)=manual int.

Data Path : R:\2\DATA\072020\  
Data File : 07202001.D  
Signal(s) : FID2B.CH  
Acq On : 20 Jul 2020 12:18 pm  
Operator : GCSVOC-Dhiren  
Sample : RTX-072020  
Misc :  
ALS Vial : 1 Sample Multiplier: 1

Integration File: EVENTS.E  
Quant Time: Jul 20 12:52:42 2020  
Quant Method : Z:\HPCHEM\2\METHODS\C10-40.M  
Quant Title : Rentention Time C8-40  
QLast Update : Wed Dec 18 10:37:38 2019  
Response via : Initial Calibration  
Integrator: ChemStation 6890 Scale Mode: Large solvent peaks clipped

Volume Inj. :  
Signal Phase :  
Signal Info :



Data Path : R:\2\DATA\072020\  
 Data File : 07202002.D  
 Signal(s) : FID2B.CH  
 Acq On : 20 Jul 2020 12:45 pm  
 Operator : GCSVOC-Dhiren  
 Sample : CCB-072020  
 Misc :  
 ALS Vial : 2 Sample Multiplier: 1

Integration File: EVENTS.E  
 Quant Time: Jul 21 15:48:39 2020  
 Quant Method : Z:\HPCHEM\2\METHODS\022820DRO-ORO.M  
 Quant Title : DRO-ORO 09-09-15 DRO/ORO  
 QLast Update : Fri Feb 28 16:32:12 2020  
 Response via : Initial Calibration  
 Integrator: ChemStation 6890 Scale Mode: Large solvent peaks clipped

Volume Inj. :  
 Signal Phase :  
 Signal Info :

Compound	R.T.	Response	Conc	Units
-----				
System Monitoring Compounds				
4) S n-Eicosane	8.827	27842220	14.393	ug/mLm
8) S1 Squalene	11.553	21764013	13.016	ug/mLm
Target Compounds				
1) H DRO C10-C20	0.000	0	N.D.	ug/mL
2) H DRO C10-C25	0.000	0	N.D.	ug/mL
3) H DRO C10-C28	0.000	0	N.D.	ug/mL
5) H1 ORO C20-C34	0.000	0	N.D.	ug/mL
6) H1 ORO C25-C36	0.000	0	N.D.	ug/mL
7) H1 DRO C10-C36	0.000	0	N.D.	ug/mL
-----				

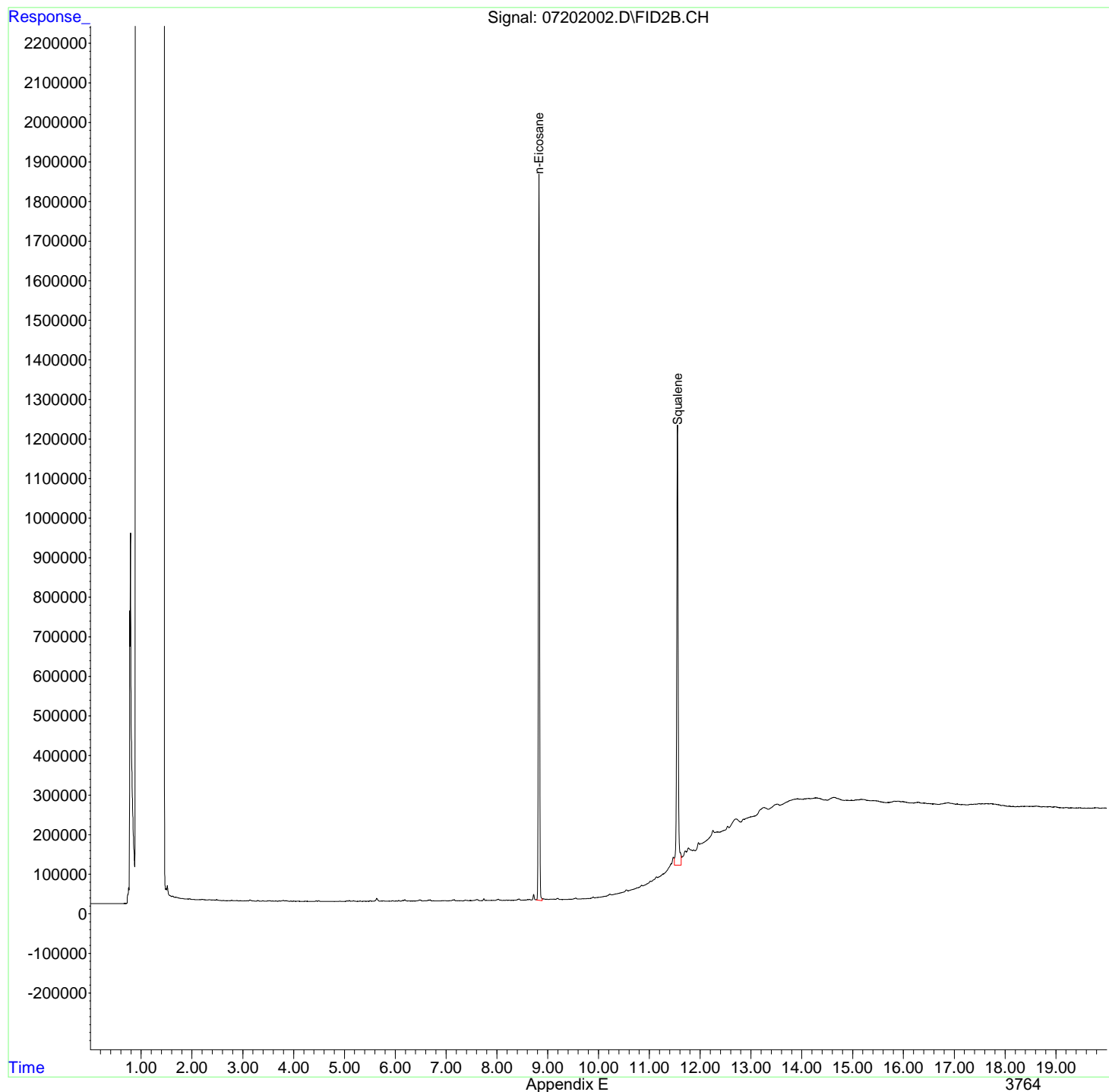
(f)=RT Delta > 1/2 Window

(m)=manual int.

Data Path : R:\2\DATA\072020\  
Data File : 07202002.D  
Signal(s) : FID2B.CH  
Acq On : 20 Jul 2020 12:45 pm  
Operator : GCSVOC-Dhiren  
Sample : CCB-072020  
Misc :  
ALS Vial : 2 Sample Multiplier: 1

Integration File: EVENTS.E  
Quant Time: Jul 21 15:48:39 2020  
Quant Method : Z:\HPCHEM\2\METHODS\022820DRO-ORO.M  
Quant Title : DRO-ORO 09-09-15 DRO/ORO  
QLast Update : Fri Feb 28 16:32:12 2020  
Response via : Initial Calibration  
Integrator: ChemStation 6890 Scale Mode: Large solvent peaks clipped

Volume Inj. :  
Signal Phase :  
Signal Info :





Data Path : R:\2\DATA\072020\  
 Data File : 07202003.D  
 Signal(s) : FID2B.CH  
 Acq On : 20 Jul 2020 1:12 pm  
 Operator : GCSVOC-Dhiren  
 Sample : CRQL-DRO-072020  
 Misc :  
 ALS Vial : 3 Sample Multiplier: 1

Integration File: EVENTS.E  
 Quant Time: Jul 20 14:14:06 2020  
 Quant Method : Z:\HPCHEM\2\METHODS\022820DRO-ORO.M  
 Quant Title : DRO-ORO 09-09-15 DRO/ORO  
 QLast Update : Fri Feb 28 16:32:12 2020  
 Response via : Initial Calibration  
 Integrator: ChemStation 6890 Scale Mode: Large solvent peaks clipped

Volume Inj. :  
 Signal Phase :  
 Signal Info :

Compound	R.T.	Response	Conc Units
-----			
System Monitoring Compounds			
4) S n-Eicosane	0.000	0	N.D. ug/mL
8) S1 Squalene	11.554	5408467	2.667 ug/mLm
Target Compounds			
1) H DRO C10-C20	5.050	116707964	62.076 ug/mLm
2) H DRO C10-C25	5.150	132212535	63.878 ug/mLm
3) H DRO C10-C28	6.850	148063025	64.515 ug/mLm
5) H1 ORO C20-C34	0.000	0	N.D. ug/mL
6) H1 ORO C25-C36	0.000	0	N.D. ug/mL
7) H1 DRO C10-C36	0.000	0	N.D. ug/mL
-----			

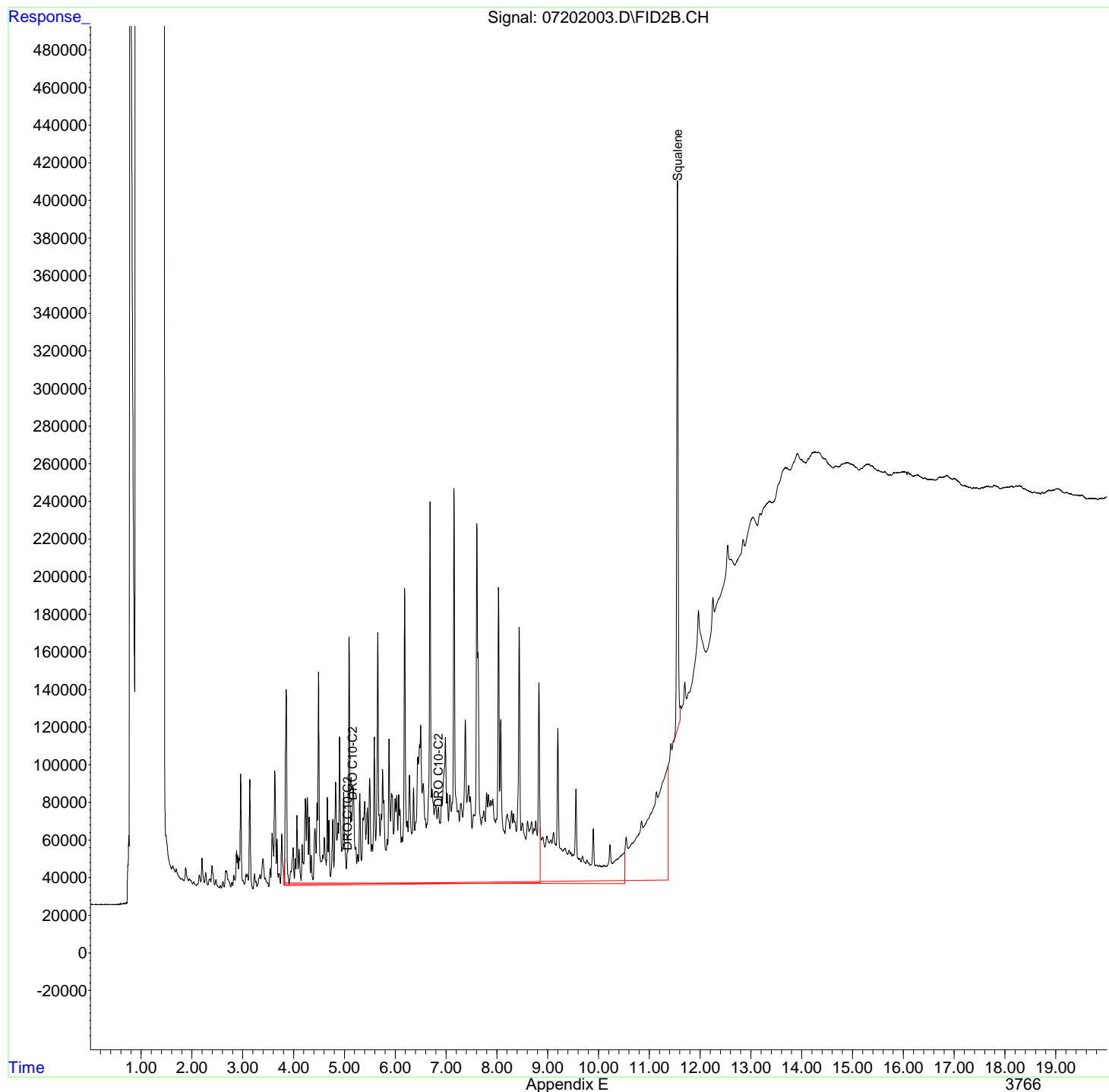
(f)=RT Delta > 1/2 Window

(m)=manual int.

Data Path : R:\2\DATA\072020\  
Data File : 07202003.D  
Signal(s) : FID2B.CH  
Acq On : 20 Jul 2020 1:12 pm  
Operator : GCSVOC-Dhiren  
Sample : CRQL-DRO-072020  
Misc :  
ALS Vial : 3 Sample Multiplier: 1

Integration File: EVENTS.E  
Quant Time: Jul 20 14:14:06 2020  
Quant Method : Z:\HPCHEM\2\METHODS\022820DRO-ORO.M  
Quant Title : DRO-ORO 09-09-15 DRO/ORO  
QLast Update : Fri Feb 28 16:32:12 2020  
Response via : Initial Calibration  
Integrator: ChemStation 6890 Scale Mode: Large solvent peaks clipped

Volume Inj. :  
Signal Phase :  
Signal Info :



Data Path : R:\2\DATA\072020\  
 Data File : 07202004.D  
 Signal(s) : FID2B.CH  
 Acq On : 20 Jul 2020 1:40 pm  
 Operator : GCSVOC-Dhiren  
 Sample : CCV-DRO-072020  
 Misc :  
 ALS Vial : 4 Sample Multiplier: 1

Integration File: EVENTS.E  
 Quant Time: Jul 21 15:49:52 2020  
 Quant Method : Z:\HPCHEM\2\METHODS\022820DRO-ORO.M  
 Quant Title : DRO-ORO 09-09-15 DRO/ORO  
 QLast Update : Fri Feb 28 16:32:12 2020  
 Response via : Initial Calibration  
 Integrator: ChemStation 6890 Scale Mode: Large solvent peaks clipped

Volume Inj. :  
 Signal Phase :  
 Signal Info :

Min. RRF : 0.000 Min. Rel. Area : 50% Max. R.T. Dev 0.50min  
 Max. RRF Dev : 15% Max. Rel. Area : 150%

	Compound	Amount	Calc.	%Dev	Area%	Dev (Min)
1 H	DRO C10-C20	1000.000	952.641	4.7	0	0.00
2 H	DRO C10-C25	1000.000	905.421	9.5	0	0.00
3 H	DRO C10-C28	1000.000	896.429	10.4	0	0.00
5 H1	ORO C20-C34	1000.000	-92.195	109.2#	0	-9.23#
6 H1	ORO C25-C36	1000.000	-102.031	110.2#	0	-10.70#
7 H1	DRO C10-C36	1000.000	997.569	0.2	0	0.00
8 S1	Squalene	20.000	16.483	17.6#	0	0.00

Evaluate Continuing Calibration Report - Not Found

4 S	n-Eicosane	10.000	0.000	100.0#	0	-8.83#
5 H1	ORO C20-C34	1000.000	-92.195	109.2#	0	-9.23#
6 H1	ORO C25-C36	1000.000	-102.031	110.2#	0	-10.70#

(#) = Out of Range

SPCC's out = 0 CCC's out = 0

Data Path : R:\2\DATA\072020\  
 Data File : 07202004.D  
 Signal(s) : FID2B.CH  
 Acq On : 20 Jul 2020 1:40 pm  
 Operator : GCSVOC-Dhiren  
 Sample : CCV-DRO-072020  
 Misc :  
 ALS Vial : 4 Sample Multiplier: 1

Integration File: EVENTS.E  
 Quant Time: Jul 21 15:49:52 2020  
 Quant Method : Z:\HPCHEM\2\METHODS\022820DRO-ORO.M  
 Quant Title : DRO-ORO 09-09-15 DRO/ORO  
 QLast Update : Fri Feb 28 16:32:12 2020  
 Response via : Initial Calibration  
 Integrator: ChemStation 6890 Scale Mode: Large solvent peaks clipped

Volume Inj. :  
 Signal Phase :  
 Signal Info :

Compound	R.T.	Response	Conc	Units
-----				
System Monitoring Compounds				
4) S n-Eicosane	0.000	0	N.D.	ug/mL
8) S1 Squalene	11.553	27243000	16.483	ug/mLm
Target Compounds				
1) H DRO C10-C20	5.050	1442549444	952.641	ug/mLm
2) H DRO C10-C25	5.150	1594576977	905.421	ug/mLm
3) H DRO C10-C28	6.850	1624779310	896.429	ug/mLm
5) H1 ORO C20-C34	0.000	0	N.D.	ug/mL
6) H1 ORO C25-C36	0.000	0	N.D.	ug/mL
7) H1 DRO C10-C36	8.400	1920764345	997.569	ug/mLm
-----				

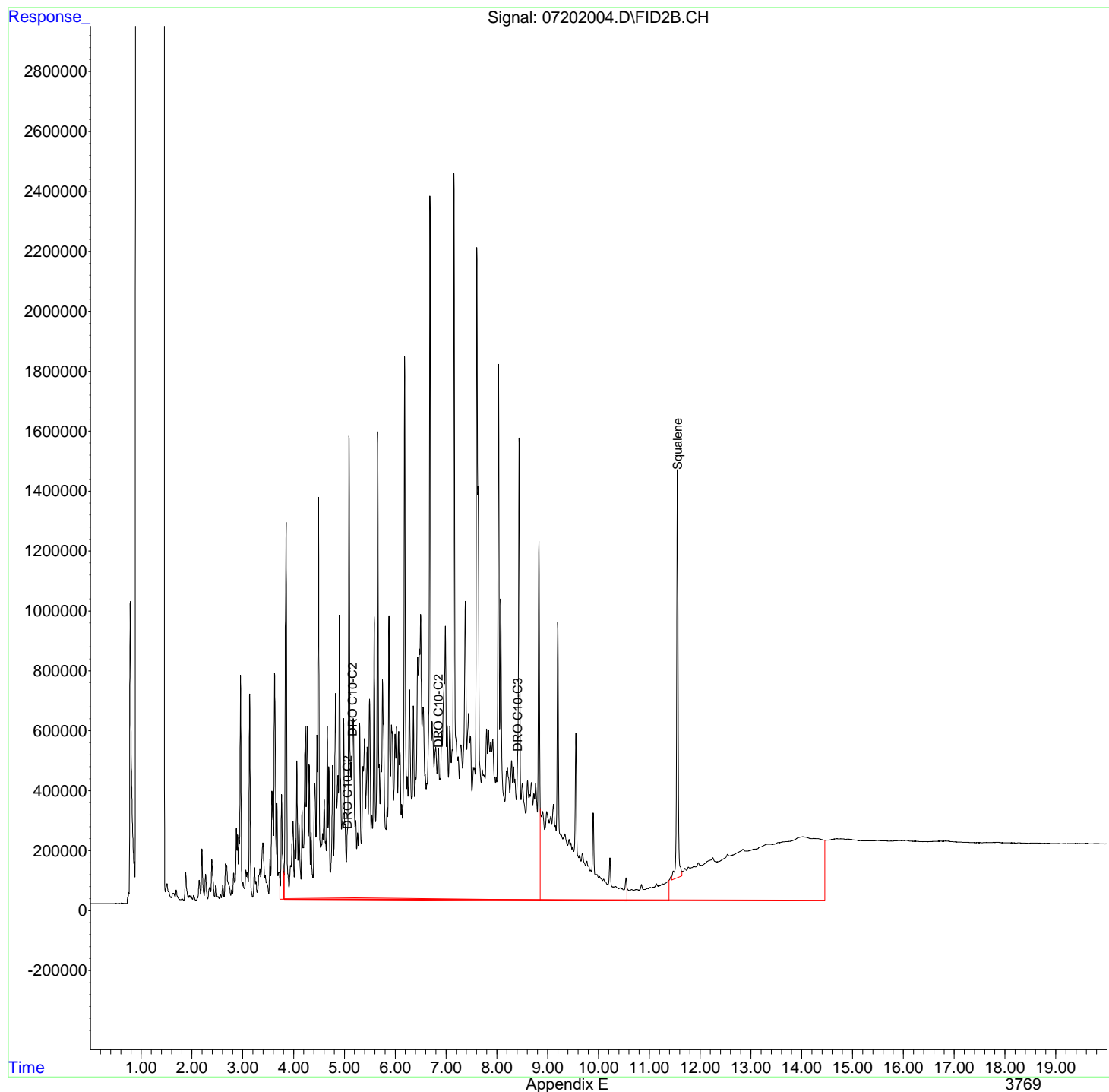
(f)=RT Delta > 1/2 Window

(m)=manual int.

Data Path : R:\2\DATA\072020\  
Data File : 07202004.D  
Signal(s) : FID2B.CH  
Acq On : 20 Jul 2020 1:40 pm  
Operator : GCSVOC-Dhiren  
Sample : CCV-DRO-072020  
Misc :  
ALS Vial : 4 Sample Multiplier: 1

Integration File: EVENTS.E  
Quant Time: Jul 21 15:49:52 2020  
Quant Method : Z:\HPCHEM\2\METHODS\022820DRO-ORO.M  
Quant Title : DRO-ORO 09-09-15 DRO/ORO  
QLast Update : Fri Feb 28 16:32:12 2020  
Response via : Initial Calibration  
Integrator: ChemStation 6890 Scale Mode: Large solvent peaks clipped

Volume Inj. :  
Signal Phase :  
Signal Info :



Data Path : R:\2\DATA\072020\  
 Data File : 07202008.D  
 Signal(s) : FID2B.CH  
 Acq On : 20 Jul 2020 3:30 pm  
 Operator : GCSVOC-Dhiren  
 Sample : 2006518-015A  
 Misc :  
 ALS Vial : 21 Sample Multiplier: 1

Integration File: EVENTS.E  
 Quant Time: Jul 20 16:55:52 2020  
 Quant Method : Z:\HPCHEM\2\METHODS\022820DRO-ORO.M  
 Quant Title : DRO-ORO 09-09-15 DRO/ORO  
 QLast Update : Fri Feb 28 16:32:12 2020  
 Response via : Initial Calibration  
 Integrator: ChemStation 6890 Scale Mode: Large solvent peaks clipped

Volume Inj. :  
 Signal Phase :  
 Signal Info :

Compound	R.T.	Response	Conc Units
-----			
System Monitoring Compounds			
4) S n-Eicosane	8.829	40658368	21.296 ug/mLm
8) S1 Squalene	11.554	29071556	17.640 ug/mLm
Target Compounds			
1) H DRO C10-C20	0.000	0	N.D. ug/mL
2) H DRO C10-C25	0.000	0	N.D. ug/mL
3) H DRO C10-C28	0.000	0	N.D. ug/mL
5) H1 ORO C20-C34	9.230	433182950	311.432 ug/mLm
6) H1 ORO C25-C36	10.700	557436043	334.778 ug/mLm
7) H1 DRO C10-C36	0.000	0	N.D. ug/mL
-----			

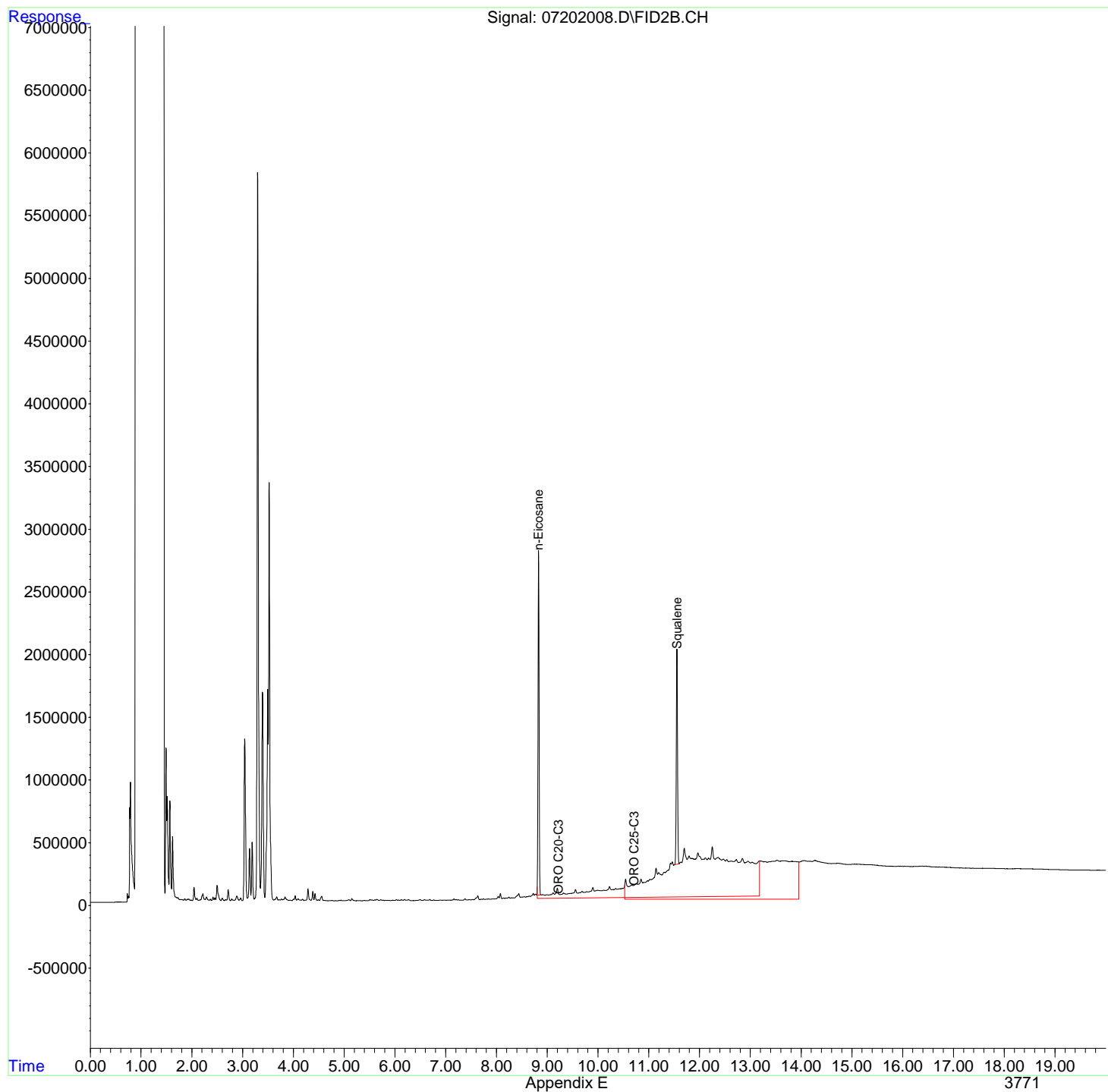
(f)=RT Delta > 1/2 Window

(m)=manual int.

Data Path : R:\2\DATA\072020\  
Data File : 07202008.D  
Signal(s) : FID2B.CH  
Acq On : 20 Jul 2020 3:30 pm  
Operator : GCSVOC-Dhiren  
Sample : 2006518-015A  
Misc :  
ALS Vial : 21 Sample Multiplier: 1

Integration File: EVENTS.E  
Quant Time: Jul 20 16:55:52 2020  
Quant Method : Z:\HPCHEM\2\METHODS\022820DRO-ORO.M  
Quant Title : DRO-ORO 09-09-15 DRO/ORO  
QLast Update : Fri Feb 28 16:32:12 2020  
Response via : Initial Calibration  
Integrator: ChemStation 6890 Scale Mode: Large solvent peaks clipped

Volume Inj. :  
Signal Phase :  
Signal Info :



Data Path : R:\2\DATA\072020\  
 Data File : 07202009.D  
 Signal(s) : FID2B.CH  
 Acq On : 20 Jul 2020 3:57 pm  
 Operator : GCSVOC-Dhiren  
 Sample : 2006518-015AMS  
 Misc :  
 ALS Vial : 22 Sample Multiplier: 1

Integration File: EVENTS.E  
 Quant Time: Jul 21 17:45:41 2020  
 Quant Method : Z:\HPCHEM\2\METHODS\022820DRO-ORO.M  
 Quant Title : DRO-ORO 09-09-15 DRO/ORO  
 QLast Update : Fri Feb 28 16:32:12 2020  
 Response via : Initial Calibration  
 Integrator: ChemStation 6890 Scale Mode: Large solvent peaks clipped

Volume Inj. :  
 Signal Phase :  
 Signal Info :

Compound	R.T.	Response	Conc Units
-----			
System Monitoring Compounds			
4) S n-Eicosane	8.829	43830940	23.004 ug/mLm
8) S1 Squalene	11.555	30448494	18.512 ug/mLm
Target Compounds			
1) H DRO C10-C20	5.050	882503971	576.459 ug/mLm
2) H DRO C10-C25	5.150	1100423348	621.052 ug/mLm
3) H DRO C10-C28	6.850	1286957384	706.116 ug/mLm
5) H1 ORO C20-C34	9.230	973971575	814.937 ug/mLm
6) H1 ORO C25-C36	10.700	990415646	673.859 ug/mLm
7) H1 DRO C10-C36	0.000	0	N.D. ug/mL
-----			

(f)=RT Delta > 1/2 Window

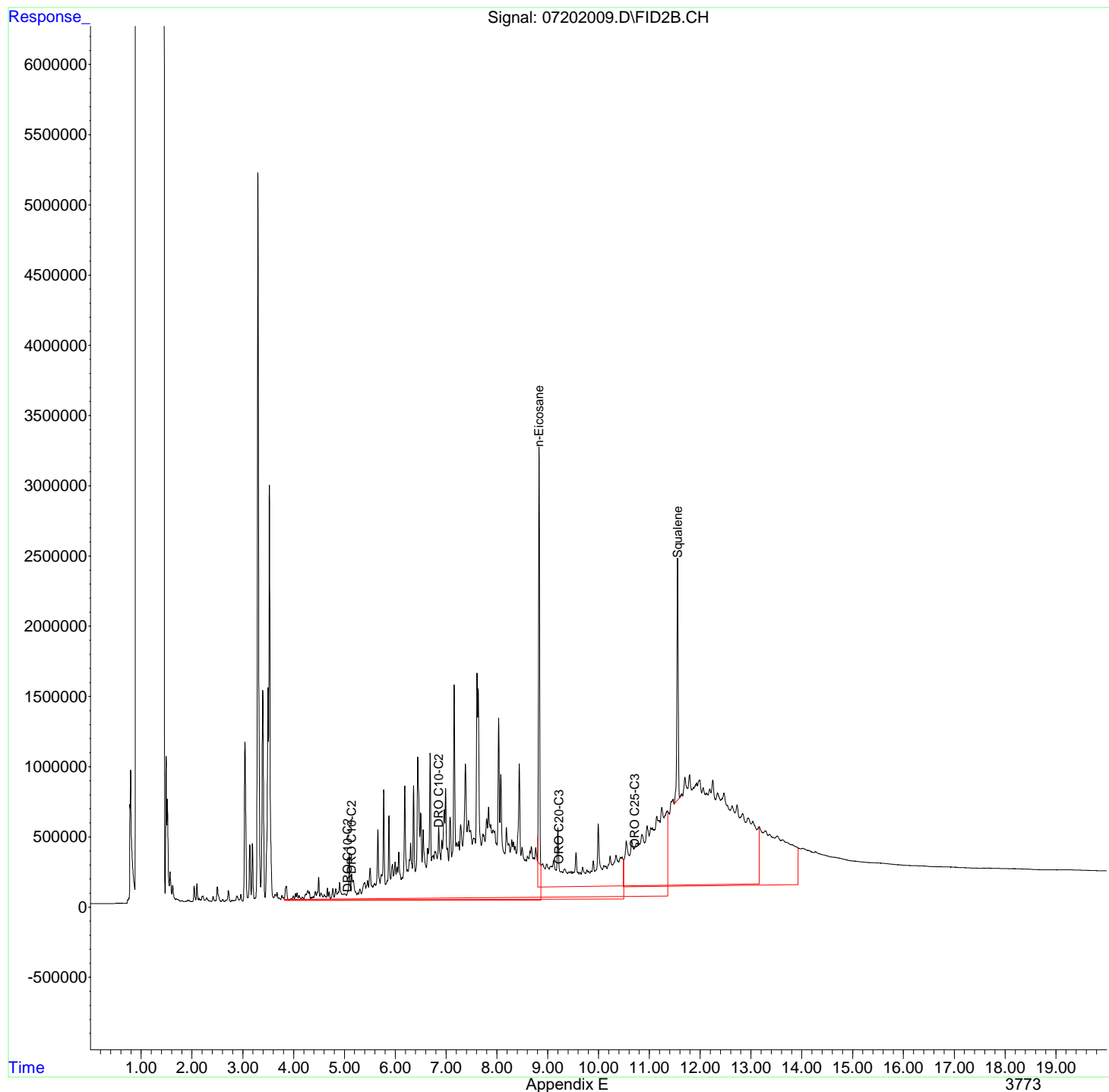
(m)=manual int.



Data Path : R:\2\DATA\072020\  
Data File : 07202009.D  
Signal(s) : FID2B.CH  
Acq On : 20 Jul 2020 3:57 pm  
Operator : GCSVOC-Dhiren  
Sample : 2006518-015AMS  
Misc :  
ALS Vial : 22 Sample Multiplier: 1

Integration File: EVENTS.E  
Quant Time: Jul 21 17:45:41 2020  
Quant Method : Z:\HPCHEM\2\METHODS\022820DRO-ORO.M  
Quant Title : DRO-ORO 09-09-15 DRO/ORO  
QLast Update : Fri Feb 28 16:32:12 2020  
Response via : Initial Calibration  
Integrator: ChemStation 6890 Scale Mode: Large solvent peaks clipped

Volume Inj. :  
Signal Phase :  
Signal Info :



Data Path : R:\2\DATA\072020\  
 Data File : 07202010.D  
 Signal(s) : FID2B.CH  
 Acq On : 20 Jul 2020 4:24 pm  
 Operator : GCSVOC-Dhiren  
 Sample : 2006518-015AMSD  
 Misc :  
 ALS Vial : 23 Sample Multiplier: 1

Integration File: EVENTS.E  
 Quant Time: Jul 21 17:49:29 2020  
 Quant Method : Z:\HPCHEM\2\METHODS\022820DRO-ORO.M  
 Quant Title : DRO-ORO 09-09-15 DRO/ORO  
 QLast Update : Fri Feb 28 16:32:12 2020  
 Response via : Initial Calibration  
 Integrator: ChemStation 6890 Scale Mode: Large solvent peaks clipped

Volume Inj. :  
 Signal Phase :  
 Signal Info :

Compound	R.T.	Response	Conc Units
-----			
System Monitoring Compounds			
4) S n-Eicosane	8.829	47632734	25.052 ug/mLm
8) S1 Squalene	11.556	32932150	20.083 ug/mLm
Target Compounds			
1) H DRO C10-C20	5.050	967757997	633.724 ug/mLm
2) H DRO C10-C25	5.150	1293934006	732.411 ug/mLm
3) H DRO C10-C28	6.850	1603462877	884.421 ug/mLm
5) H1 ORO C20-C34	9.230	888123506	735.007 ug/mLm
6) H1 ORO C25-C36	10.700	915597668	615.267 ug/mLm
7) H1 DRO C10-C36	8.400	2689998996	1441.758 ug/mLm
-----			

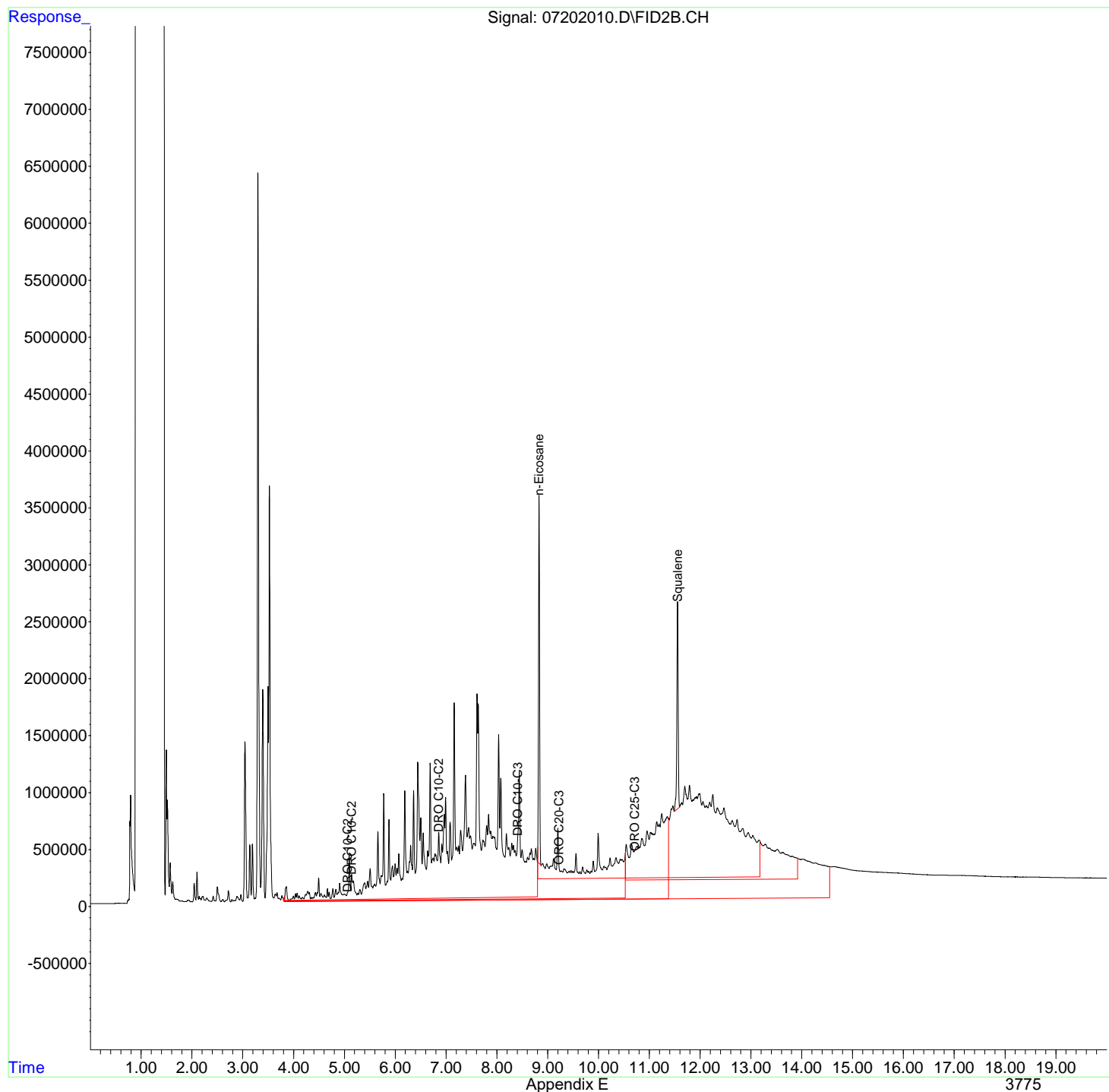
(f)=RT Delta > 1/2 Window

(m)=manual int.

Data Path : R:\2\DATA\072020\  
Data File : 07202010.D  
Signal(s) : FID2B.CH  
Acq On : 20 Jul 2020 4:24 pm  
Operator : GCSVOC-Dhiren  
Sample : 2006518-015AMSD  
Misc :  
ALS Vial : 23 Sample Multiplier: 1

Integration File: EVENTS.E  
Quant Time: Jul 21 17:49:29 2020  
Quant Method : Z:\HPCHEM\2\METHODS\022820DRO-ORO.M  
Quant Title : DRO-ORO 09-09-15 DRO/ORO  
QLast Update : Fri Feb 28 16:32:12 2020  
Response via : Initial Calibration  
Integrator: ChemStation 6890 Scale Mode: Large solvent peaks clipped

Volume Inj. :  
Signal Phase :  
Signal Info :



Data Path : R:\2\DATA\072020\  
 Data File : 07202020.D  
 Signal(s) : FID2B.CH  
 Acq On : 20 Jul 2020 8:59 pm  
 Operator : GCSVOC-Dhiren  
 Sample : CCB-072020-1  
 Misc :  
 ALS Vial : 2 Sample Multiplier: 1

Integration File: EVENTS.E  
 Quant Time: Jul 21 15:55:40 2020  
 Quant Method : Z:\HPCHEM\2\METHODS\022820DRO-ORO.M  
 Quant Title : DRO-ORO 09-09-15 DRO/ORO  
 QLast Update : Fri Feb 28 16:32:12 2020  
 Response via : Initial Calibration  
 Integrator: ChemStation 6890 Scale Mode: Large solvent peaks clipped

Volume Inj. :  
 Signal Phase :  
 Signal Info :

Compound	R.T.	Response	Conc	Units
-----				
System Monitoring Compounds				
4) S n-Eicosane	8.830	30444057	15.794	ug/mL
8) S1 Squalene	11.556	21767181	13.018	ug/mLm
Target Compounds				
1) H DRO C10-C20	0.000	0	N.D.	ug/mL
2) H DRO C10-C25	0.000	0	N.D.	ug/mL
3) H DRO C10-C28	0.000	0	N.D.	ug/mL
5) H1 ORO C20-C34	0.000	0	N.D.	ug/mL
6) H1 ORO C25-C36	0.000	0	N.D.	ug/mL
7) H1 DRO C10-C36	0.000	0	N.D.	ug/mL
-----				

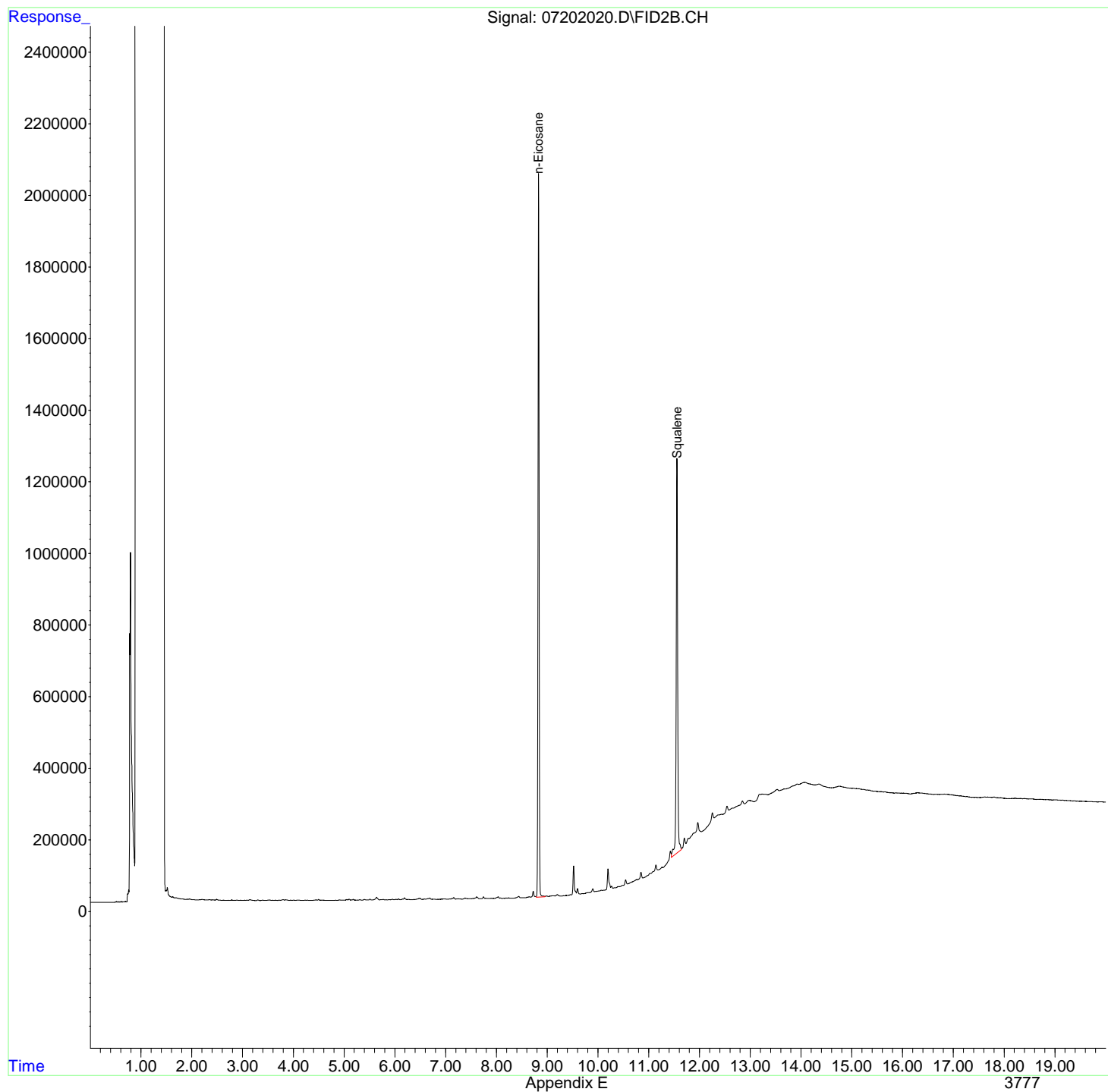
(f)=RT Delta > 1/2 Window

(m)=manual int.

Data Path : R:\2\DATA\072020\  
Data File : 07202020.D  
Signal(s) : FID2B.CH  
Acq On : 20 Jul 2020 8:59 pm  
Operator : GCSVOC-Dhiren  
Sample : CCB-072020-1  
Misc :  
ALS Vial : 2 Sample Multiplier: 1

Integration File: EVENTS.E  
Quant Time: Jul 21 15:55:40 2020  
Quant Method : Z:\HPCHEM\2\METHODS\022820DRO-ORO.M  
Quant Title : DRO-ORO 09-09-15 DRO/ORO  
QLast Update : Fri Feb 28 16:32:12 2020  
Response via : Initial Calibration  
Integrator: ChemStation 6890 Scale Mode: Large solvent peaks clipped

Volume Inj. :  
Signal Phase :  
Signal Info :



Data Path : R:\2\DATA\072020\  
Data File : 07202021.D  
Signal(s) : FID2B.CH  
Acq On : 20 Jul 2020 9:26 pm  
Operator : GCSVOC-Dhiren  
Sample : CCV-DRO-072020-1  
Misc :  
ALS Vial : 4 Sample Multiplier: 1

Integration File: EVENTS.E  
Quant Time: Jul 21 15:56:11 2020  
Quant Method : Z:\HPCHEM\2\METHODS\022820DRO-ORO.M  
Quant Title : DRO-ORO 09-09-15 DRO/ORO  
QLast Update : Fri Feb 28 16:32:12 2020  
Response via : Initial Calibration  
Integrator: ChemStation 6890 Scale Mode: Large solvent peaks clipped

Volume Inj. :  
Signal Phase :  
Signal Info :

Min. RRF : 0.000 Min. Rel. Area : 50% Max. R.T. Dev 0.50min  
Max. RRF Dev : 15% Max. Rel. Area : 150%

	Compound	Amount	Calc.	%Dev	Area%	Dev (Min)
1 H	DRO C10-C20	1000.000	1115.040	-11.5	0	0.00
2 H	DRO C10-C25	1000.000	1091.588	-9.2	0	0.00
3 H	DRO C10-C28	1000.000	1053.045	-5.3	0	0.00
5 H1	ORO C20-C34	1000.000	-93.272	109.3#	0	-9.23#
6 H1	ORO C25-C36	1000.000	-102.937	110.3#	0	-10.70#
7 H1	DRO C10-C36	1000.000	1123.607	-12.4	0	0.00
8 S1	Squalene	20.000	16.971	15.1#	0	0.00

## Evaluate Continuing Calibration Report - Not Found

4 S	n-Eicosane	10.000	0.000	100.0#	0	-8.83#
5 H1	ORO C20-C34	1000.000	-93.272	109.3#	0	-9.23#
6 H1	ORO C25-C36	1000.000	-102.937	110.3#	0	-10.70#

( # ) = Out of Range

SPCC's out = 0 CCC's out = 0

Data Path : R:\2\DATA\072020\  
 Data File : 07202021.D  
 Signal(s) : FID2B.CH  
 Acq On : 20 Jul 2020 9:26 pm  
 Operator : GCSVOC-Dhiren  
 Sample : CCV-DRO-072020-1  
 Misc :  
 ALS Vial : 4 Sample Multiplier: 1

Integration File: EVENTS.E  
 Quant Time: Jul 21 15:56:11 2020  
 Quant Method : Z:\HPCHEM\2\METHODS\022820DRO-ORO.M  
 Quant Title : DRO-ORO 09-09-15 DRO/ORO  
 QLast Update : Fri Feb 28 16:32:12 2020  
 Response via : Initial Calibration  
 Integrator: ChemStation 6890 Scale Mode: Large solvent peaks clipped

Volume Inj. :  
 Signal Phase :  
 Signal Info :

Compound	R.T.	Response	Conc	Units
-----				
System Monitoring Compounds				
4) S n-Eicosane	0.000	0	N.D.	ug/mL
8) S1 Squalene	11.555	28014309	16.971	ug/mLm
Target Compounds				
1) H DRO C10-C20	5.050	1684323400	1115.040	ug/mLm
2) H DRO C10-C25	5.150	1918081830	1091.588	ug/mLm
3) H DRO C10-C28	6.850	1902784880	1053.045	ug/mLm
5) H1 ORO C20-C34	0.000	0	N.D.	ug/mL
6) H1 ORO C25-C36	0.000	0	N.D.	ug/mL
7) H1 DRO C10-C36	8.400	2139033073	1123.607	ug/mLm
-----				

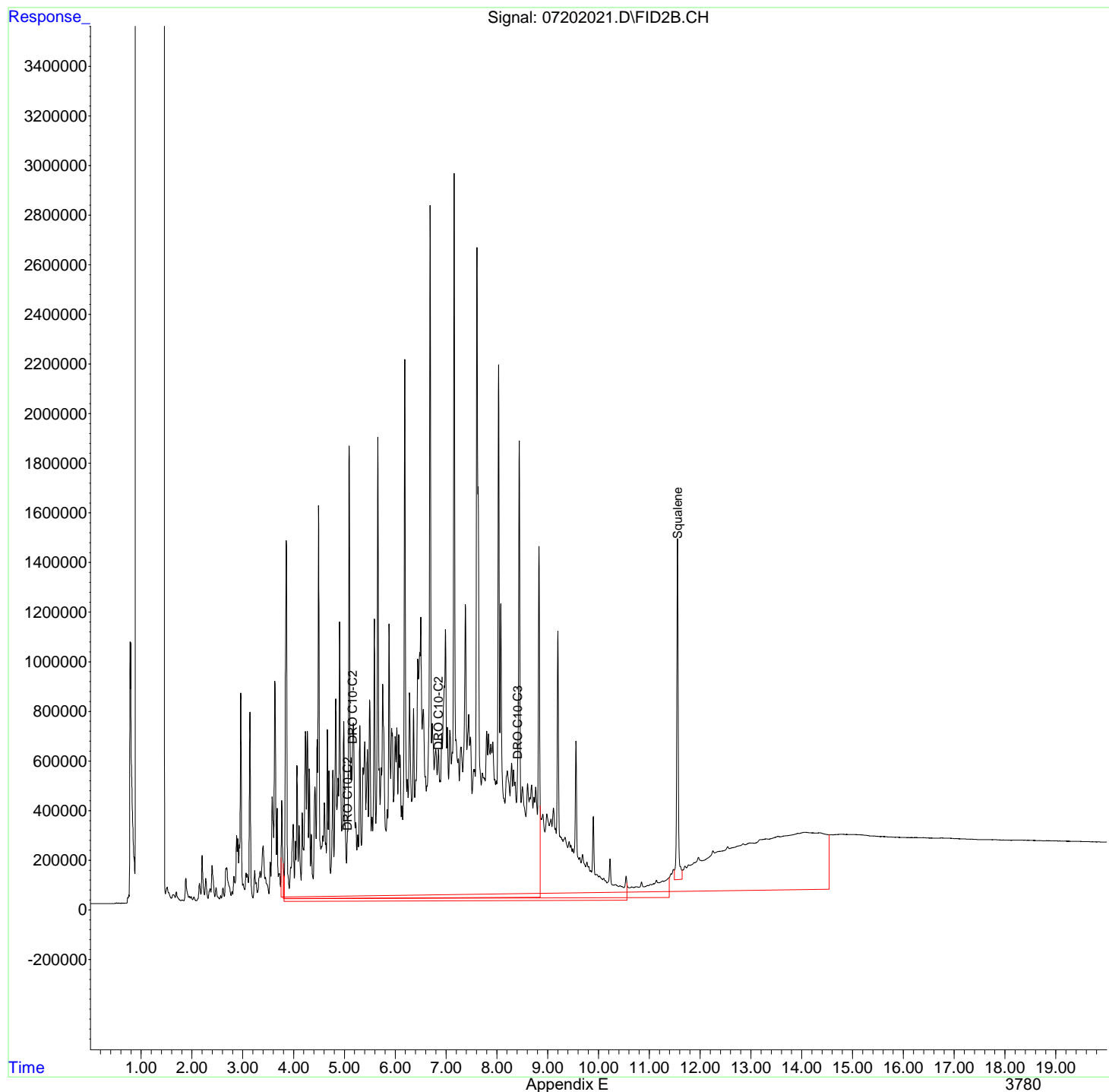
(f)=RT Delta > 1/2 Window

(m)=manual int.

Data Path : R:\2\DATA\072020\  
Data File : 07202021.D  
Signal(s) : FID2B.CH  
Acq On : 20 Jul 2020 9:26 pm  
Operator : GCSVOC-Dhiren  
Sample : CCV-DRO-072020-1  
Misc :  
ALS Vial : 4 Sample Multiplier: 1

Integration File: EVENTS.E  
Quant Time: Jul 21 15:56:11 2020  
Quant Method : Z:\HPCHEM\2\METHODS\022820DRO-ORO.M  
Quant Title : DRO-ORO 09-09-15 DRO/ORO  
QLast Update : Fri Feb 28 16:32:12 2020  
Response via : Initial Calibration  
Integrator: ChemStation 6890 Scale Mode: Large solvent peaks clipped

Volume Inj. :  
Signal Phase :  
Signal Info :





Data Path : R:\2\DATA\072020\  
 Data File : 07202023.D  
 Signal(s) : FID2B.CH  
 Acq On : 20 Jul 2020 10:21 pm  
 Operator : GCSVOC-Dhiren  
 Sample : 2006583-001A  
 Misc : 4X DIL  
 ALS Vial : 32 Sample Multiplier: 1

Integration File: EVENTS.E  
 Quant Time: Jul 21 14:25:37 2020  
 Quant Method : Z:\HPCHEM\2\METHODS\022820DRO-ORO.M  
 Quant Title : DRO-ORO 09-09-15 DRO/ORO  
 QLast Update : Fri Feb 28 16:32:12 2020  
 Response via : Initial Calibration  
 Integrator: ChemStation 6890 Scale Mode: Large solvent peaks clipped

Volume Inj. :  
 Signal Phase :  
 Signal Info :

Compound	R.T.	Response	Conc	Units
-----				
System Monitoring Compounds				
4) S n-Eicosane	8.829	10006654	4.786	ug/mLm
8) S1 Squalene	11.556	8328124	4.514	ug/mLm
Target Compounds				
1) H DRO C10-C20	0.000	0	N.D.	ug/mL
2) H DRO C10-C25	0.000	0	N.D.	ug/mL
3) H DRO C10-C28	0.000	0	N.D.	ug/mL
5) H1 ORO C20-C34	9.230	2183995666	1941.536	ug/mLm
6) H1 ORO C25-C36	10.700	2273407341	1678.616	ug/mLm
7) H1 DRO C10-C36	0.000	0	N.D.	ug/mL
-----				

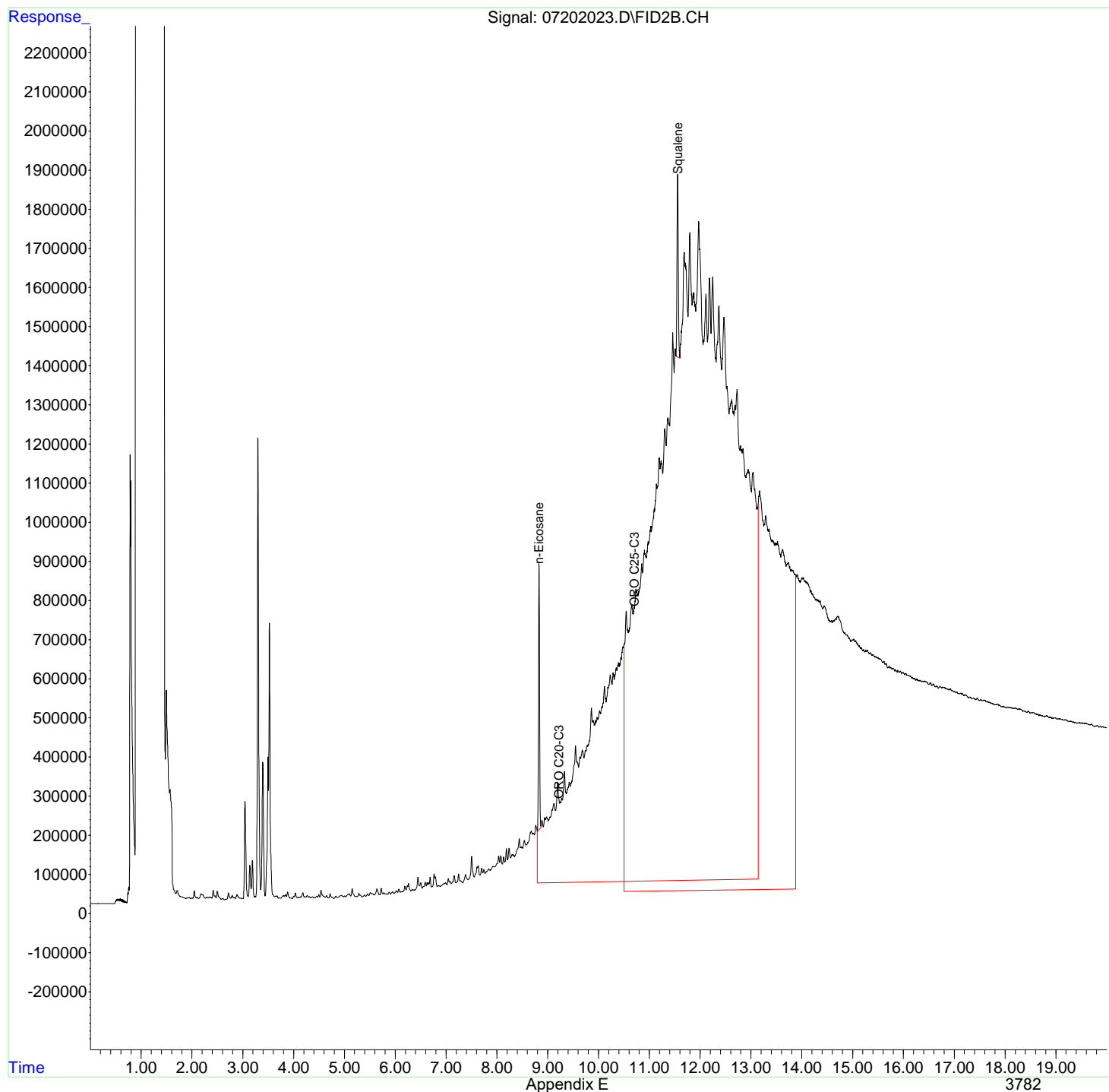
(f)=RT Delta > 1/2 Window

(m)=manual int.

Data Path : R:\2\DATA\072020\  
Data File : 07202023.D  
Signal(s) : FID2B.CH  
Acq On : 20 Jul 2020 10:21 pm  
Operator : GCSVOC-Dhiren  
Sample : 2006583-001A  
Misc : 4X DIL  
ALS Vial : 32 Sample Multiplier: 1

Integration File: EVENTS.E  
Quant Time: Jul 21 14:25:37 2020  
Quant Method : Z:\HPCHEM\2\METHODS\022820DRO-ORO.M  
Quant Title : DRO-ORO 09-09-15 DRO/ORO  
QLast Update : Fri Feb 28 16:32:12 2020  
Response via : Initial Calibration  
Integrator: ChemStation 6890 Scale Mode: Large solvent peaks clipped

Volume Inj. :  
Signal Phase :  
Signal Info :



Data Path : R:\2\DATA\072020\  
 Data File : 07202024.D  
 Signal(s) : FID2B.CH  
 Acq On : 20 Jul 2020 10:48 pm  
 Operator : GCSVOC-Dhiren  
 Sample : CCB-072020-2  
 Misc : 4X DIL  
 ALS Vial : 2 Sample Multiplier: 1

Integration File: EVENTS.E  
 Quant Time: Jul 21 00:02:26 2020  
 Quant Method : Z:\HPCHEM\2\METHODS\022820DRO-ORO.M  
 Quant Title : DRO-ORO 09-09-15 DRO/ORO  
 QLast Update : Fri Feb 28 16:32:12 2020  
 Response via : Initial Calibration  
 Integrator: ChemStation 6890 Scale Mode: Large solvent peaks clipped

Volume Inj. :  
 Signal Phase :  
 Signal Info :

Compound	R.T.	Response	Conc	Units
-----				
System Monitoring Compounds				
4) S n-Eicosane	8.829	30561365	15.857	ug/mL
8) S1 Squalene	11.553	21843424	13.066	ug/mLm
Target Compounds				
1) H DRO C10-C20	0.000	0	N.D.	ug/mL
2) H DRO C10-C25	0.000	0	N.D.	ug/mL
3) H DRO C10-C28	0.000	0	N.D.	ug/mL
5) H1 ORO C20-C34	0.000	0	N.D.	ug/mL
6) H1 ORO C25-C36	0.000	0	N.D.	ug/mL
7) H1 DRO C10-C36	0.000	0	N.D.	ug/mL
-----				

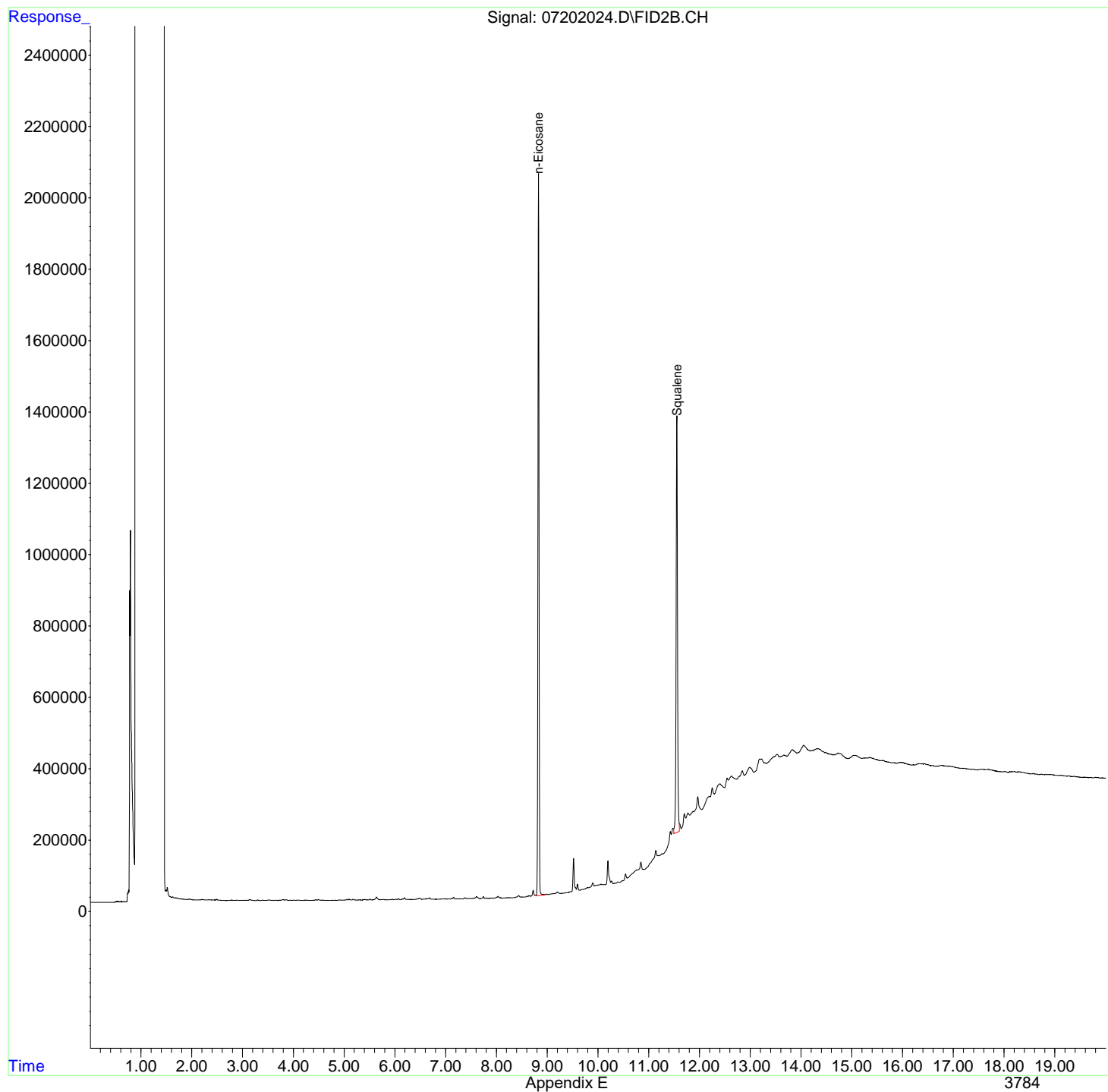
(f)=RT Delta > 1/2 Window

(m)=manual int.

Data Path : R:\2\DATA\072020\  
Data File : 07202024.D  
Signal(s) : FID2B.CH  
Acq On : 20 Jul 2020 10:48 pm  
Operator : GCSVOC-Dhiren  
Sample : CCB-072020-2  
Misc : 4X DIL  
ALS Vial : 2 Sample Multiplier: 1

Integration File: EVENTS.E  
Quant Time: Jul 21 00:02:26 2020  
Quant Method : Z:\HPCHEM\2\METHODS\022820DRO-ORO.M  
Quant Title : DRO-ORO 09-09-15 DRO/ORO  
QLast Update : Fri Feb 28 16:32:12 2020  
Response via : Initial Calibration  
Integrator: ChemStation 6890 Scale Mode: Large solvent peaks clipped

Volume Inj. :  
Signal Phase :  
Signal Info :



Data Path : R:\2\DATA\072020\  
 Data File : 07202025.D  
 Signal(s) : FID2B.CH  
 Acq On : 20 Jul 2020 11:15 pm  
 Operator : GCSVOC-Dhiren  
 Sample : CCV-DRO-072020-2  
 Misc : 4X DIL  
 ALS Vial : 4 Sample Multiplier: 1

Integration File: EVENTS.E  
 Quant Time: Jul 21 14:26:59 2020  
 Quant Method : Z:\HPCHEM\2\METHODS\022820DRO-ORO.M  
 Quant Title : DRO-ORO 09-09-15 DRO/ORO  
 QLast Update : Fri Feb 28 16:32:12 2020  
 Response via : Initial Calibration  
 Integrator: ChemStation 6890 Scale Mode: Large solvent peaks clipped

Volume Inj. :  
 Signal Phase :  
 Signal Info :

Min. RRF : 0.000 Min. Rel. Area : 50% Max. R.T. Dev 0.50min  
 Max. RRF Dev : 15% Max. Rel. Area : 150%

	Compound	Amount	Calc.	%Dev	Area%	Dev (Min)
1 H	DRO C10-C20	1000.000	999.543	0.0	0	0.00
2 H	DRO C10-C25	1000.000	1029.945	-3.0	0	0.00
3 H	DRO C10-C28	1000.000	1037.678	-3.8	0	0.00
5 H1	ORO C20-C34	1000.000	-90.443	109.0#	0	-9.23#
6 H1	ORO C25-C36	1000.000	-100.557	110.1#	0	-10.70#
7 H1	DRO C10-C36	1000.000	1196.606	-19.7#	0	0.00
8 S1	Squalene	20.000	16.584	17.1#	0	0.00

Evaluate Continuing Calibration Report - Not Found

4 S	n-Eicosane	10.000	0.000	100.0#	0	-8.83#
-----	------------	--------	-------	--------	---	--------

(#) = Out of Range

SPCC's out = 0 CCC's out = 0

Data Path : R:\2\DATA\072020\  
 Data File : 07202025.D  
 Signal(s) : FID2B.CH  
 Acq On : 20 Jul 2020 11:15 pm  
 Operator : GCSVOC-Dhiren  
 Sample : CCV-DRO-072020-2  
 Misc : 4X DIL  
 ALS Vial : 4 Sample Multiplier: 1

Integration File: EVENTS.E  
 Quant Time: Jul 21 14:26:59 2020  
 Quant Method : Z:\HPCHEM\2\METHODS\022820DRO-ORO.M  
 Quant Title : DRO-ORO 09-09-15 DRO/ORO  
 QLast Update : Fri Feb 28 16:32:12 2020  
 Response via : Initial Calibration  
 Integrator: ChemStation 6890 Scale Mode: Large solvent peaks clipped

Volume Inj. :  
 Signal Phase :  
 Signal Info :

Compound	R.T.	Response	Conc	Units
-----				
System Monitoring Compounds				
4) S n-Eicosane	0.000	0	N.D.	ug/mL
8) S1 Squalene	11.555	27401600	16.584	ug/mLm
Target Compounds				
1) H DRO C10-C20	5.050	1512376253	999.543	ug/mLm
2) H DRO C10-C25	5.150	1810964273	1029.945	ug/mLm
3) H DRO C10-C28	6.850	1875507012	1037.678	ug/mLm
5) H1 ORO C20-C34	0.000	0	N.D.	ug/mL
6) H1 ORO C25-C36	0.000	0	N.D.	ug/mL
7) H1 DRO C10-C36	8.400	2265450820	1196.606	ug/mLm
-----				

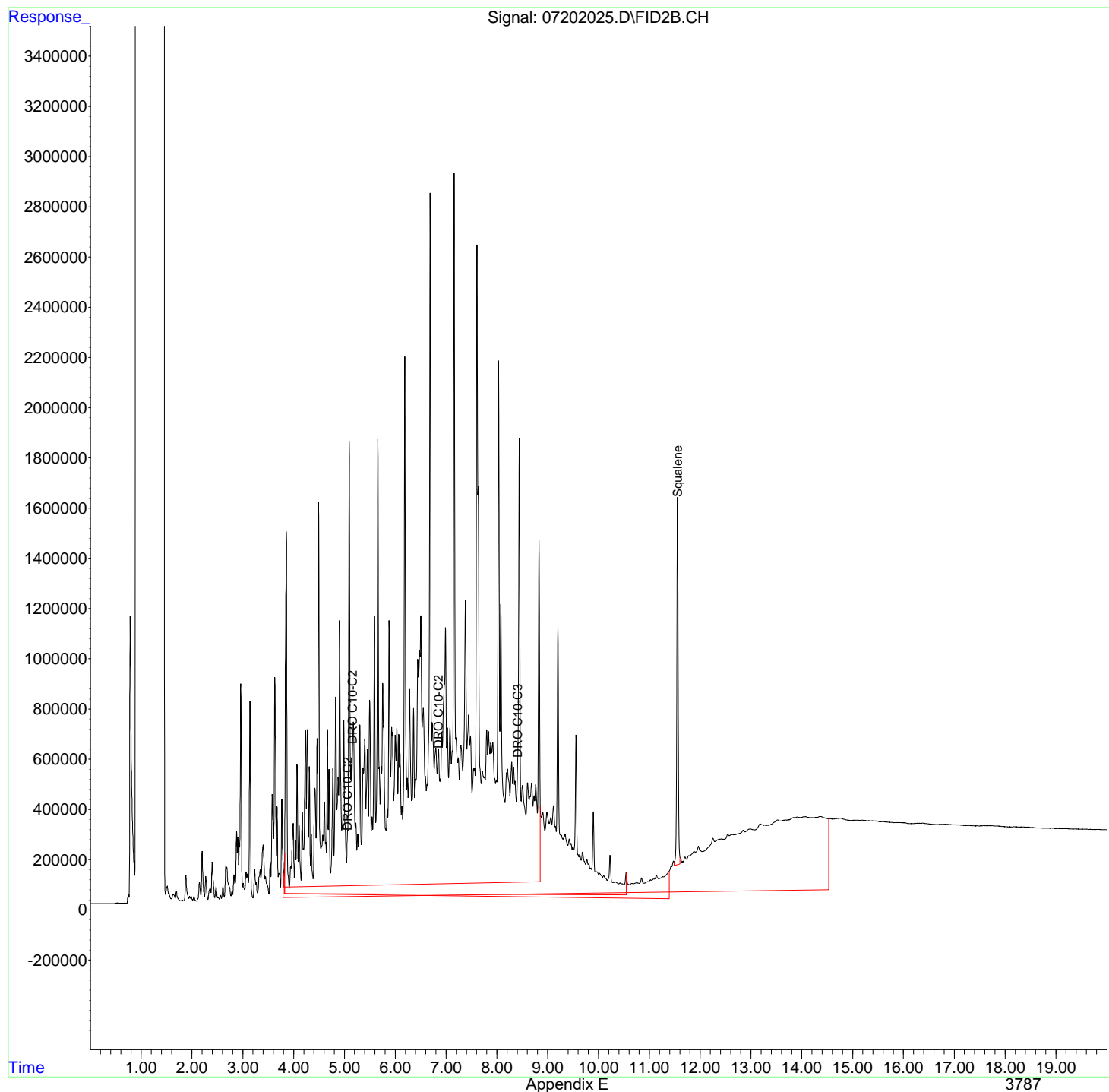
(f)=RT Delta > 1/2 Window

(m)=manual int.

Data Path : R:\2\DATA\072020\  
Data File : 07202025.D  
Signal(s) : FID2B.CH  
Acq On : 20 Jul 2020 11:15 pm  
Operator : GCSVOC-Dhiren  
Sample : CCV-DRO-072020-2  
Misc : 4X DIL  
ALS Vial : 4 Sample Multiplier: 1

Integration File: EVENTS.E  
Quant Time: Jul 21 14:26:59 2020  
Quant Method : Z:\HPCHEM\2\METHODS\022820DRO-ORO.M  
Quant Title : DRO-ORO 09-09-15 DRO/ORO  
QLast Update : Fri Feb 28 16:32:12 2020  
Response via : Initial Calibration  
Integrator: ChemStation 6890 Scale Mode: Large solvent peaks clipped

Volume Inj. :  
Signal Phase :  
Signal Info :



Data Directory: R:\2\DATA\080420\

SampleName	MiscInfo	Vial	Multiplier	Injection Time
1) 08042001.D RTX-080420		1	1.000	04 Aug 2020 9:39 am
2) 08042002.D CCB-080420		2	1.000	04 Aug 2020 10:06 am
3) 08042003.D CRQL-DRO-080420	Data not used	3	1.000	04 Aug 2020 10:36 am
4) 08042004.D CCV-DRO-080420		4	1.000	04 Aug 2020 11:03 am
5) 08042005.D CRQL-DRO-080420		5	1.000	04 Aug 2020 11:30 am
6) 08042006.D CRQL-ORO-080420		6	1.000	04 Aug 2020 11:57 am
7) 08042007.D CCV-ORO-080420		7	1.000	04 Aug 2020 12:25 pm
8) 08042008.D MB-52164		8	1.000	04 Aug 2020 12:52 pm
9) 08042009.D LCS-52164-DRO		9	1.000	04 Aug 2020 1:19 pm
10) 08042010.D LCSD-52164-DRO		10	1.000	04 Aug 2020 1:46 pm
11) 08042011.D LCS-ORO		11	1.000	04 Aug 2020 2:13 pm
12) 08042012.D LCSD-ORO		12	1.000	04 Aug 2020 2:41 pm
13) 08042013.D LOQ		13	1.000	04 Aug 2020 3:08 pm
14) 08042014.D 2006330-010A		14	1.000	04 Aug 2020 3:35 pm
15) 08042015.D 2006330-011A		15	1.000	04 Aug 2020 4:02 pm
16) 08042016.D 2006330-012A		16	1.000	04 Aug 2020 4:30 pm
17) 08042017.D 2006330-013A		17	1.000	04 Aug 2020 4:57 pm
18) 08042018.D 2006330-014A		18	1.000	04 Aug 2020 5:24 pm
19) 08042019.D 2006330-015A		19	1.000	04 Aug 2020 5:51 pm
20) 08042020.D 2006583-002A		20	1.000	04 Aug 2020 6:19 pm
21) 08042021.D 2006518-009A		21	1.000	04 Aug 2020 6:46 pm



22) 08042022.D 2006518-011A	22	1.000	04 Aug 2020	7:13 pm
-----				
23) 08042023.D CCB-080420A	2	1.000	04 Aug 2020	7:40 pm
-----				
24) 08042024.D CCV-DRO-080420A	4	1.000	04 Aug 2020	8:07 pm
-----				
25) 08042025.D CCV-ORO-080420A	7	1.000	04 Aug 2020	8:34 pm
-----				
26) 08042026.D 2006302-016A	23	1.000	04 Aug 2020	9:02 pm
-----				
27) 08042027.D 2006330-001A	24	1.000	04 Aug 2020	9:29 pm
-----				
28) 08042028.D 2006330-002A	25	1.000	04 Aug 2020	9:56 pm
-----				
29) 08042029.D 2006330-003A	26	1.000	04 Aug 2020	10:23 pm
-----				
30) 08042030.D 2006330-004A	27	1.000	04 Aug 2020	10:50 pm
-----				
31) 08042031.D 2006330-005A	28	1.000	04 Aug 2020	11:16 pm
-----				
32) 08042032.D 2006330-006A	29	1.000	04 Aug 2020	11:43 pm
-----				
33) 08042033.D 2006330-007A	30	1.000	05 Aug 2020	12:10 am
-----				
34) 08042034.D 2006330-008A	31	1.000	05 Aug 2020	12:37 am
-----				
35) 08042035.D 2006330-009A	32	1.000	05 Aug 2020	1:04 am
-----				
36) 08042036.D RINSE	33	1.000	05 Aug 2020	1:31 am
-----				
37) 08042037.D RINSE	33	1.000	05 Aug 2020	1:58 am
-----				
38) 08042038.D CCB-080420B	2	1.000	05 Aug 2020	2:25 am
-----				
39) 08042039.D CCV-DRO-080420B	4	1.000	05 Aug 2020	2:52 am
-----				
40) 08042040.D CCV-ORO-080420B	7	1.000	05 Aug 2020	3:18 am
-----				

Data Path : R:\2\DATA\080420\  
 Data File : 08042001.D  
 Signal(s) : FID2B.CH  
 Acq On : 04 Aug 2020 9:39 am  
 Operator : GCSVOC-Dhiren shah  
 Sample : RTX-080420  
 Misc :  
 ALS Vial : 1 Sample Multiplier: 1

Integration File: EVENTS.E  
 Quant Time: Aug 04 10:06:42 2020  
 Quant Method : Z:\HPCHEM\2\METHODS\C10-40.M  
 Quant Title : Retention Time C8-40  
 QLast Update : Wed Dec 18 10:37:38 2019  
 Response via : Initial Calibration  
 Integrator: ChemStation 6890 Scale Mode: Large solvent peaks clipped

Volume Inj. :  
 Signal Phase :  
 Signal Info :

Compound	R.T.	Response	Conc Units
-----			
Target Compounds			
1) C8	2.380	223566415	2.731 ug/mL
2) C10	3.822	221511010	186.934 ug/mL
3) C12	5.077	214995222	186.656 ug/mL
4) C14	6.173	208636474	183.931 ug/mL
5) C16	7.148	203231480	182.866 ug/mL
6) C18	8.027	201922185	182.961 ug/mL
7) C20	8.826	207441617	187.476 ug/mL
8) C22	9.557	223144965	197.819 ug/mL
9) C24	10.231	238523943	205.920 ug/mL
10) C25	10.549	243922829	234.487 ug/mL
11) C26	10.855	251174241	210.084 ug/mL
12) C28	11.435	258611267	208.335 ug/mL
13) C30	11.981	253774419	204.337 ug/mL
14) C32	12.556	210925102	177.301 ug/mL
15) C34	13.188	152058807	137.498 ug/mL
16) C36	13.938	95253729	103.339 ug/mL
17) C38	14.915	55843617	79.331 ug/mL
18) C40	16.312	36895134	71.852 ug/mL
-----			

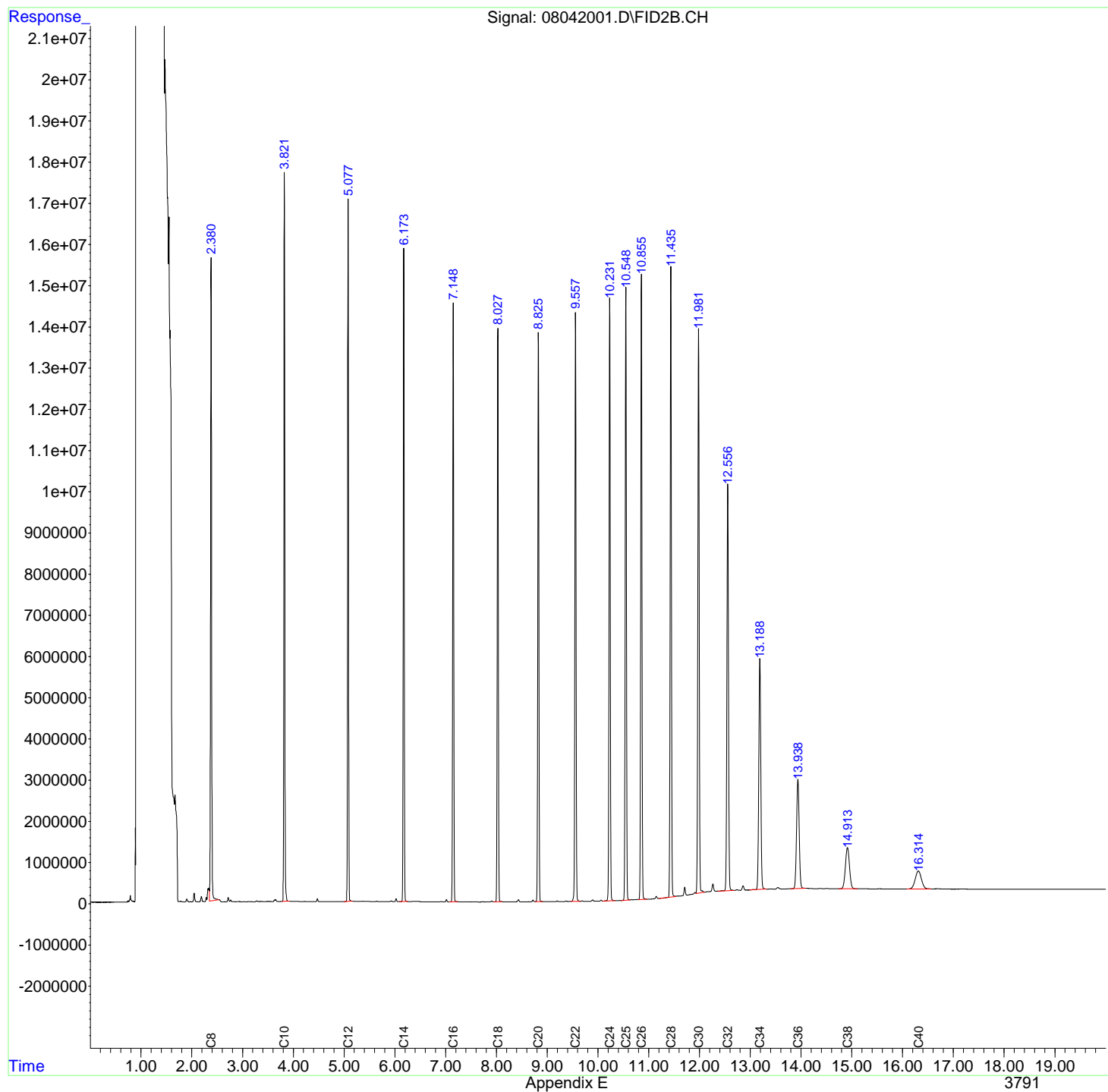
(f)=RT Delta > 1/2 Window

(m)=manual int.

Data Path : R:\2\DATA\080420\  
Data File : 08042001.D  
Signal(s) : FID2B.CH  
Acq On : 04 Aug 2020 9:39 am  
Operator : GCSVOC-Dhiren shah  
Sample : RTX-080420  
Misc :  
ALS Vial : 1 Sample Multiplier: 1

Integration File: EVENTS.E  
Quant Time: Aug 04 10:06:42 2020  
Quant Method : Z:\HPCHEM\2\METHODS\C10-40.M  
Quant Title : Rentention Time C8-40  
QLast Update : Wed Dec 18 10:37:38 2019  
Response via : Initial Calibration  
Integrator: ChemStation 6890 Scale Mode: Large solvent peaks clipped

Volume Inj. :  
Signal Phase :  
Signal Info :



Data Path : R:\2\DATA\080420\  
 Data File : 08042002.D  
 Signal(s) : FID2B.CH  
 Acq On : 04 Aug 2020 10:06 am  
 Operator : GCSVOC-Dhiren shah  
 Sample : CCB-080420  
 Misc :  
 ALS Vial : 2 Sample Multiplier: 1

Integration File: EVENTS.E  
 Quant Time: Aug 04 12:02:27 2020  
 Quant Method : Z:\HPCHEM\2\METHODS\072920DRO-ORO.M  
 Quant Title : DRO-ORO 09-09-15 DRO/ORO  
 QLast Update : Thu Jul 30 08:38:45 2020  
 Response via : Initial Calibration  
 Integrator: ChemStation 6890 Scale Mode: Large solvent peaks clipped

Volume Inj. :  
 Signal Phase :  
 Signal Info :

Compound	R.T.	Response	Conc	Units
-----				
System Monitoring Compounds				
4) S n-Eicosane	8.818	38585912	15.351	ug/mL
8) S1 Squalene	11.556	33670814	16.389	ug/mLm
Target Compounds				
1) H DRO C10-C20	0.000	0	N.D.	ug/mL
2) H DRO C10-C25	0.000	0	N.D.	ug/mL
3) H DRO C10-C28	0.000	0	N.D.	ug/mL
5) H1 ORO C20-C34	0.000	0	N.D.	ug/mL
6) H1 ORO C25-C36	0.000	0	N.D.	ug/mL
7) H1 DRO C10-C36	0.000	0	N.D.	ug/mL
-----				

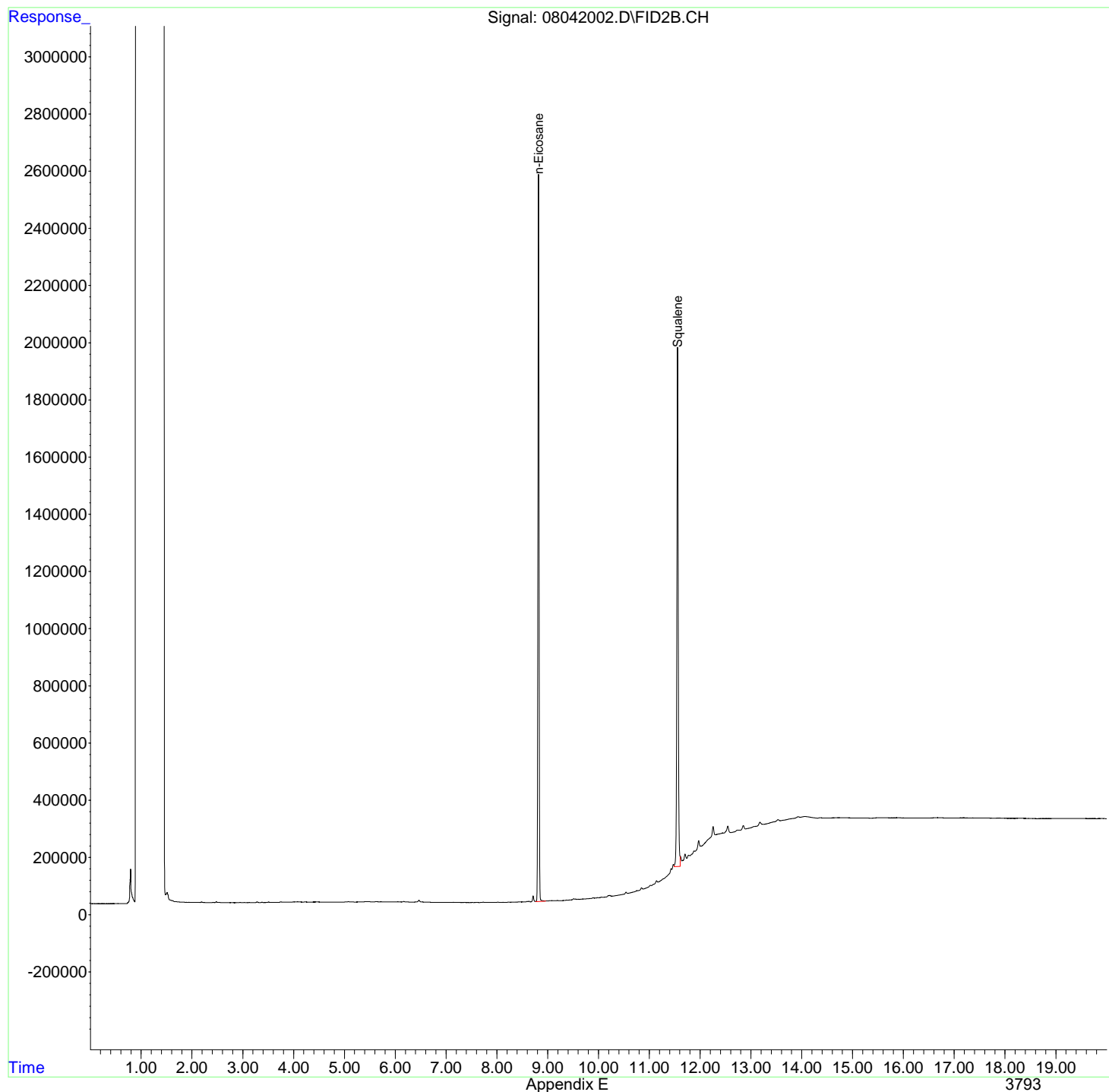
(f)=RT Delta > 1/2 Window

(m)=manual int.

Data Path : R:\2\DATA\080420\  
Data File : 08042002.D  
Signal(s) : FID2B.CH  
Acq On : 04 Aug 2020 10:06 am  
Operator : GCSVOC-Dhiren shah  
Sample : CCB-080420  
Misc :  
ALS Vial : 2 Sample Multiplier: 1

Integration File: EVENTS.E  
Quant Time: Aug 04 12:02:27 2020  
Quant Method : Z:\HPCHEM\2\METHODS\072920DRO-ORO.M  
Quant Title : DRO-ORO 09-09-15 DRO/ORO  
QLast Update : Thu Jul 30 08:38:45 2020  
Response via : Initial Calibration  
Integrator: ChemStation 6890 Scale Mode: Large solvent peaks clipped

Volume Inj. :  
Signal Phase :  
Signal Info :



Data Path : R:\2\DATA\080420\  
 Data File : 08042003.D  
 Signal(s) : FID2B.CH  
 Acq On : 04 Aug 2020 10:36 am  
 Operator : GCSVOC-Dhiren shah  
 Sample : CRQL-DRO-080420  
 Misc :  
 ALS Vial : 3 Sample Multiplier: 1

Integration File: EVENTS.E  
 Quant Time: Aug 05 08:40:11 2020  
 Quant Method : Z:\HPCHEM\2\METHODS\072920DRO-ORO.M  
 Quant Title : DRO-ORO 09-09-15 DRO/ORO  
 QLast Update : Tue Aug 04 10:58:48 2020  
 Response via : Initial Calibration  
 Integrator: ChemStation 6890 Scale Mode: Large solvent peaks clipped

Volume Inj. :  
 Signal Phase :  
 Signal Info :

Compound	R.T.	Response	Conc Units
-----			
System Monitoring Compounds			
4) S n-Eicosane	0.000	0	N.D. ug/mL
8) S1 Squalene	11.558	10157005	4.201 ug/mL
Target Compounds			
1) H DRO C10-C20	5.050	124943511	42.161 ug/mLm
2) H DRO C10-C25	5.150	150011372	40.092 ug/mLm
3) H DRO C10-C28	6.850	171432857	36.013 ug/mLm
5) H1 ORO C20-C34	0.000	0	N.D. ug/mL
6) H1 ORO C25-C36	0.000	0	N.D. ug/mL
7) H1 DRO C10-C36	0.000	0	N.D. ug/mL
-----			

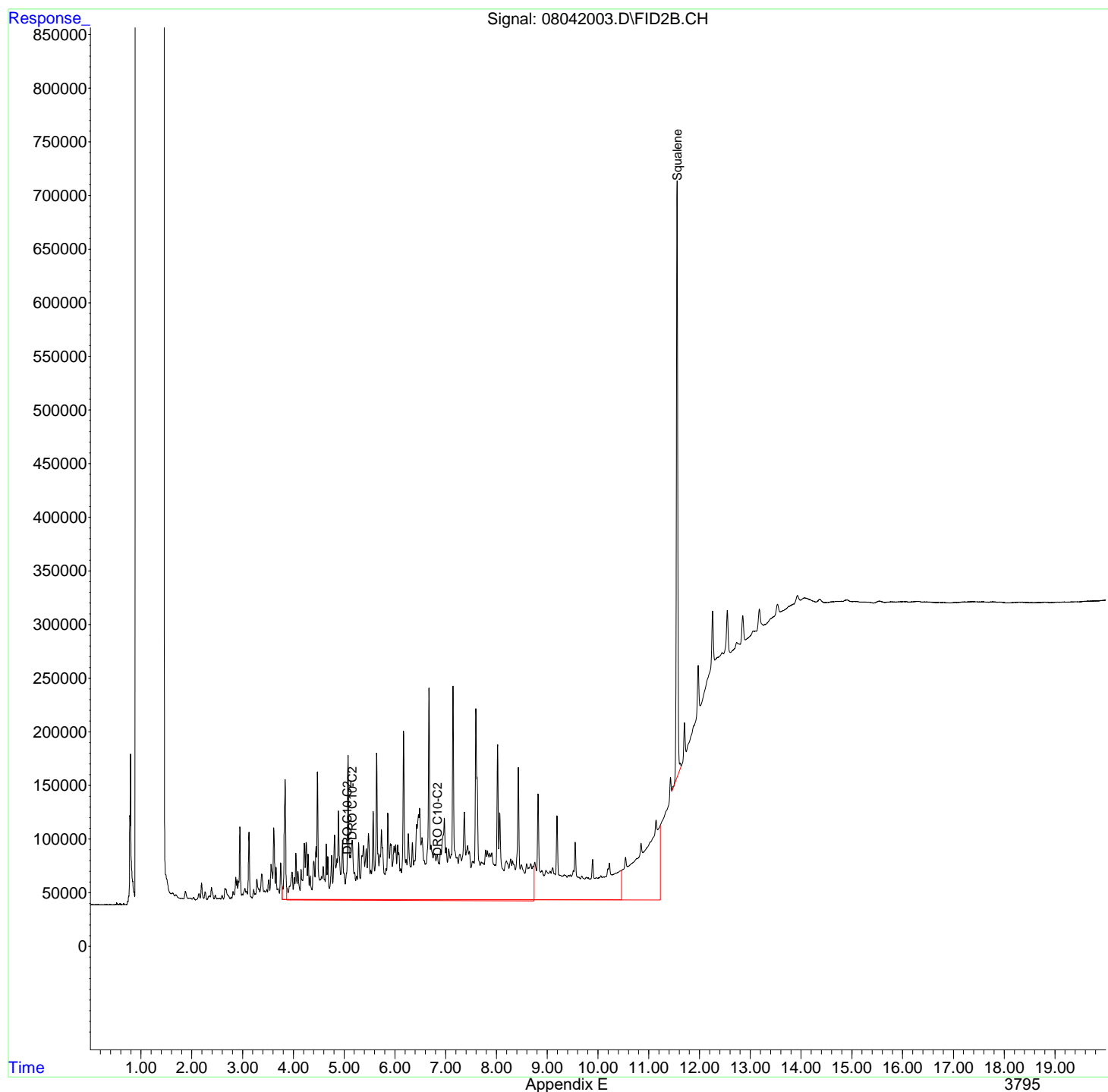
(f)=RT Delta > 1/2 Window

(m)=manual int.

Data Path : R:\2\DATA\080420\  
Data File : 08042003.D  
Signal(s) : FID2B.CH  
Acq On : 04 Aug 2020 10:36 am  
Operator : GCSVOC-Dhiren shah  
Sample : CRQL-DRO-080420  
Misc :  
ALS Vial : 3 Sample Multiplier: 1

Integration File: EVENTS.E  
Quant Time: Aug 05 08:40:11 2020  
Quant Method : Z:\HPCHEM\2\METHODS\072920DRO-ORO.M  
Quant Title : DRO-ORO 09-09-15 DRO/ORO  
QLast Update : Tue Aug 04 10:58:48 2020  
Response via : Initial Calibration  
Integrator: ChemStation 6890 Scale Mode: Large solvent peaks clipped

Volume Inj. :  
Signal Phase :  
Signal Info :



Data Path : R:\2\DATA\080420\  
Data File : 08042004.D  
Signal(s) : FID2B.CH  
Acq On : 04 Aug 2020 11:03 am  
Operator : GCSVOC-Dhiren shah  
Sample : CCV-DRO-080420  
Misc :  
ALS Vial : 4 Sample Multiplier: 1

Integration File: EVENTS.E  
Quant Time: Aug 04 12:01:55 2020  
Quant Method : Z:\HPCHEM\2\METHODS\072920DRO-ORO.M  
Quant Title : DRO-ORO 09-09-15 DRO/ORO  
QLast Update : Tue Aug 04 10:58:48 2020  
Response via : Initial Calibration  
Integrator: ChemStation 6890 Scale Mode: Large solvent peaks clipped

Volume Inj. :  
Signal Phase :  
Signal Info :

Min. RRF : 0.000 Min. Rel. Area : 50% Max. R.T. Dev 0.50min  
Max. RRF Dev : 15% Max. Rel. Area : 150%

	Compound	Amount	Calc.	%Dev	Area%	Dev (Min)
1 H	DRO C10-C20	1000.000	1066.885	-6.7	0	0.00
2 H	DRO C10-C25	1000.000	1005.514	-0.6	0	0.00
3 H	DRO C10-C28	1000.000	1033.910	-3.4	0	0.00
7 H1	DRO C10-C36	1000.000	1114.485	-11.4	0	0.00
8 S1	Squalene	20.000	19.048	4.8	0	0.00

## Evaluate Continuing Calibration Report - Not Found

4 S	n-Eicosane	10.000	0.000	100.0#	0	-8.83#
5 H1	ORO C20-C34	1000.000	0.000	100.0#	0	-9.23#
6 H1	ORO C25-C36	1000.000	0.000	100.0#	0	-10.70#

(#) = Out of Range

SPCC's out = 0 CCC's out = 0



Data Path : R:\2\DATA\080420\  
 Data File : 08042004.D  
 Signal(s) : FID2B.CH  
 Acq On : 04 Aug 2020 11:03 am  
 Operator : GCSVOC-Dhiren shah  
 Sample : CCV-DRO-080420  
 Misc :  
 ALS Vial : 4 Sample Multiplier: 1

Integration File: EVENTS.E  
 Quant Time: Aug 04 12:01:55 2020  
 Quant Method : Z:\HPCHEM\2\METHODS\072920DRO-ORO.M  
 Quant Title : DRO-ORO 09-09-15 DRO/ORO  
 QLast Update : Tue Aug 04 10:58:48 2020  
 Response via : Initial Calibration  
 Integrator: ChemStation 6890 Scale Mode: Large solvent peaks clipped

Volume Inj. :  
 Signal Phase :  
 Signal Info :

Compound	R.T.	Response	Conc	Units
-----				
System Monitoring Compounds				
4) S n-Eicosane	0.000	0	N.D.	ug/mL
8) S1 Squalene	11.556	38800954	19.048	ug/mL
Target Compounds				
1) H DRO C10-C20	5.050	2124267750	1066.885	ug/mLm
2) H DRO C10-C25	5.150	2274018509	1005.514	ug/mLm
3) H DRO C10-C28	6.850	2338358141	1033.910	ug/mLm
5) H1 ORO C20-C34	0.000	0	N.D.	ug/mL
6) H1 ORO C25-C36	0.000	0	N.D.	ug/mL
7) H1 DRO C10-C36	8.400	2759811043	1114.485	ug/mLm
-----				

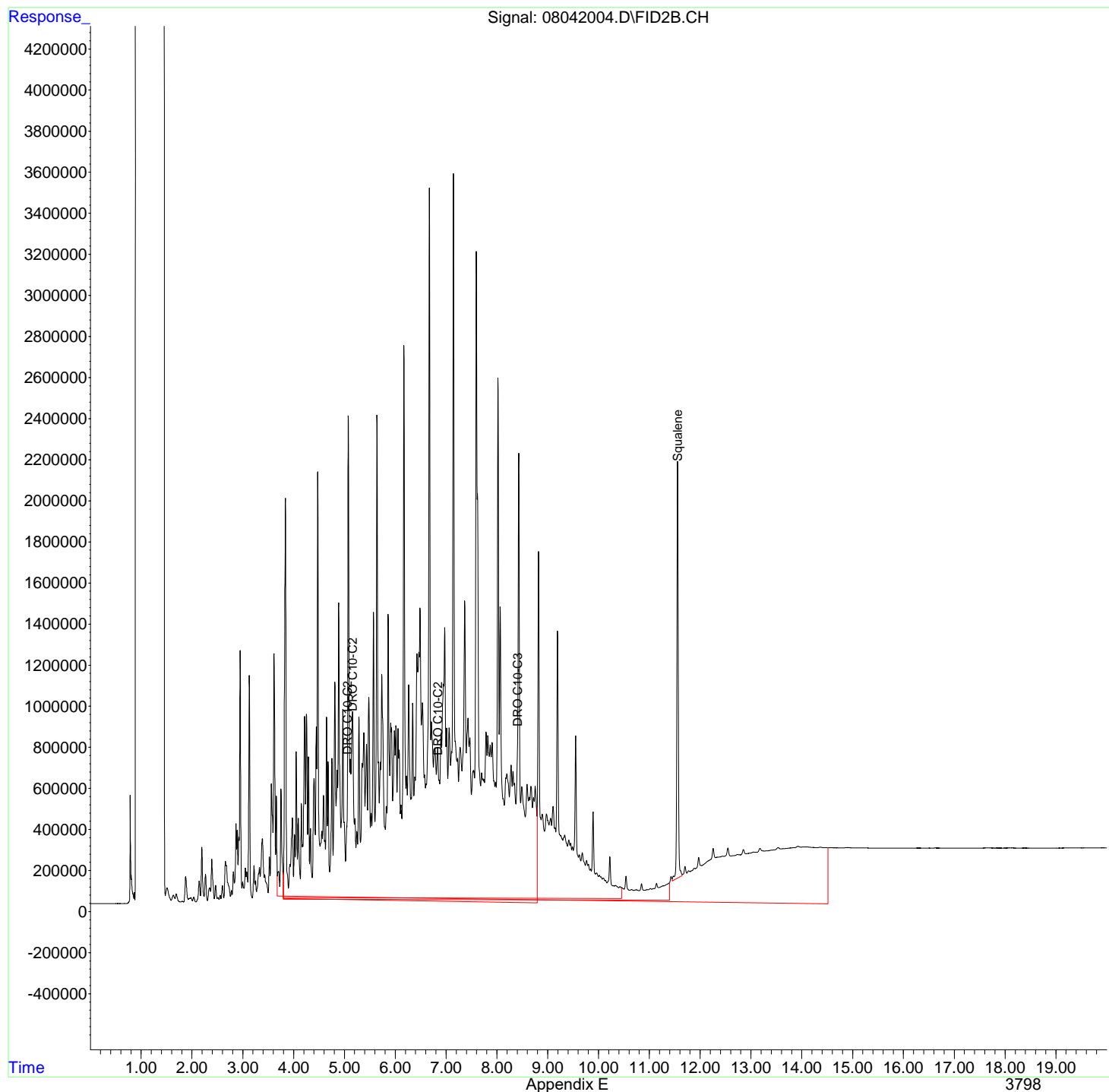
(f)=RT Delta > 1/2 Window

(m)=manual int.

Data Path : R:\2\DATA\080420\  
Data File : 08042004.D  
Signal(s) : FID2B.CH  
Acq On : 04 Aug 2020 11:03 am  
Operator : GCSVOC-Dhiren shah  
Sample : CCV-DRO-080420  
Misc :  
ALS Vial : 4 Sample Multiplier: 1

Integration File: EVENTS.E  
Quant Time: Aug 04 12:01:55 2020  
Quant Method : Z:\HPCHEM\2\METHODS\072920DRO-ORO.M  
Quant Title : DRO-ORO 09-09-15 DRO/ORO  
QLast Update : Tue Aug 04 10:58:48 2020  
Response via : Initial Calibration  
Integrator: ChemStation 6890 Scale Mode: Large solvent peaks clipped

Volume Inj. :  
Signal Phase :  
Signal Info :



Data Path : R:\2\DATA\080420\  
 Data File : 08042005.D  
 Signal(s) : FID2B.CH  
 Acq On : 04 Aug 2020 11:30 am  
 Operator : GCSVOC-Dhiren shah  
 Sample : CRQL-DRO-080420  
 Misc :  
 ALS Vial : 5 Sample Multiplier: 1

Integration File: EVENTS.E  
 Quant Time: Aug 04 11:59:28 2020  
 Quant Method : Z:\HPCHEM\2\METHODS\072920DRO-ORO.M  
 Quant Title : DRO-ORO 09-09-15 DRO/ORO  
 QLast Update : Tue Aug 04 11:53:21 2020  
 Response via : Initial Calibration  
 Integrator: ChemStation 6890 Scale Mode: Large solvent peaks clipped

Volume Inj. :  
 Signal Phase :  
 Signal Info :

Compound	R.T.	Response	Conc Units
-----			
System Monitoring Compounds			
4) S n-Eicosane	0.000	0	N.D. ug/mL
8) S1 Squalene	11.556	5677135	2.573 ug/mLm
Target Compounds			
1) H DRO C10-C20	5.050	103649350	48.155 ug/mLm
2) H DRO C10-C25	5.150	118082243	47.392 ug/mLm
3) H DRO C10-C28	6.850	131723460	50.445 ug/mLm
5) H1 ORO C20-C34	0.000	0	N.D. ug/mL
6) H1 ORO C25-C36	0.000	0	N.D. ug/mL
7) H1 DRO C10-C36	0.000	0	N.D. ug/mL
-----			

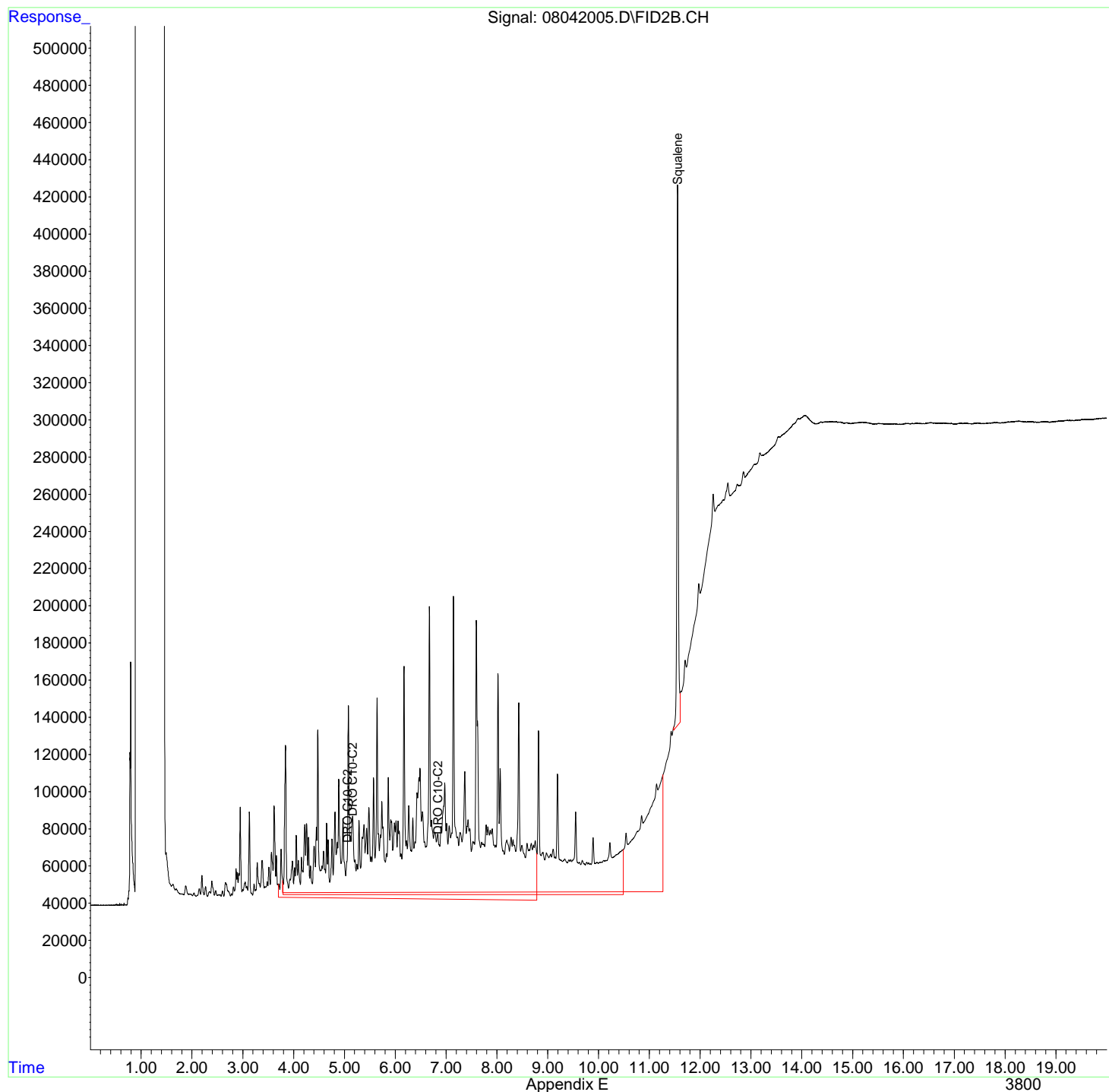
(f)=RT Delta > 1/2 Window

(m)=manual int.

Data Path : R:\2\DATA\080420\  
Data File : 08042005.D  
Signal(s) : FID2B.CH  
Acq On : 04 Aug 2020 11:30 am  
Operator : GCSVOC-Dhiren shah  
Sample : CRQL-DRO-080420  
Misc :  
ALS Vial : 5 Sample Multiplier: 1

Integration File: EVENTS.E  
Quant Time: Aug 04 11:59:28 2020  
Quant Method : Z:\HPCHEM\2\METHODS\072920DRO-ORO.M  
Quant Title : DRO-ORO 09-09-15 DRO/ORO  
QLast Update : Tue Aug 04 11:53:21 2020  
Response via : Initial Calibration  
Integrator: ChemStation 6890 Scale Mode: Large solvent peaks clipped

Volume Inj. :  
Signal Phase :  
Signal Info :



Data Path : R:\2\DATA\080420\  
 Data File : 08042006.D  
 Signal(s) : FID2B.CH  
 Acq On : 04 Aug 2020 11:57 am  
 Operator : GCSVOC-Dhiren shah  
 Sample : CRQL-ORO-080420  
 Misc :  
 ALS Vial : 6 Sample Multiplier: 1

Integration File: EVENTS.E  
 Quant Time: Aug 04 12:22:50 2020  
 Quant Method : Z:\HPCHEM\2\METHODS\072920DRO-ORO.M  
 Quant Title : DRO-ORO 09-09-15 DRO/ORO  
 QLast Update : Tue Aug 04 12:00:09 2020  
 Response via : Initial Calibration  
 Integrator: ChemStation 6890 Scale Mode: Large solvent peaks clipped

Volume Inj. :  
 Signal Phase :  
 Signal Info :

Compound	R.T.	Response	Conc	Units
-----				
System Monitoring Compounds				
4) S n-Eicosane	8.820	8152363	2.451	ug/mL
8) S1 Squalene	0.000	0	N.D.	ug/mL
Target Compounds				
1) H DRO C10-C20	0.000	0	N.D.	ug/mL
2) H DRO C10-C25	0.000	0	N.D.	ug/mL
3) H DRO C10-C28	0.000	0	N.D.	ug/mL
5) H1 ORO C20-C34	9.230	571483556	280.227	ug/mLm
6) H1 ORO C25-C36	10.700	674819162	245.731	ug/mLm
7) H1 DRO C10-C36	0.000	0	N.D.	ug/mL
-----				

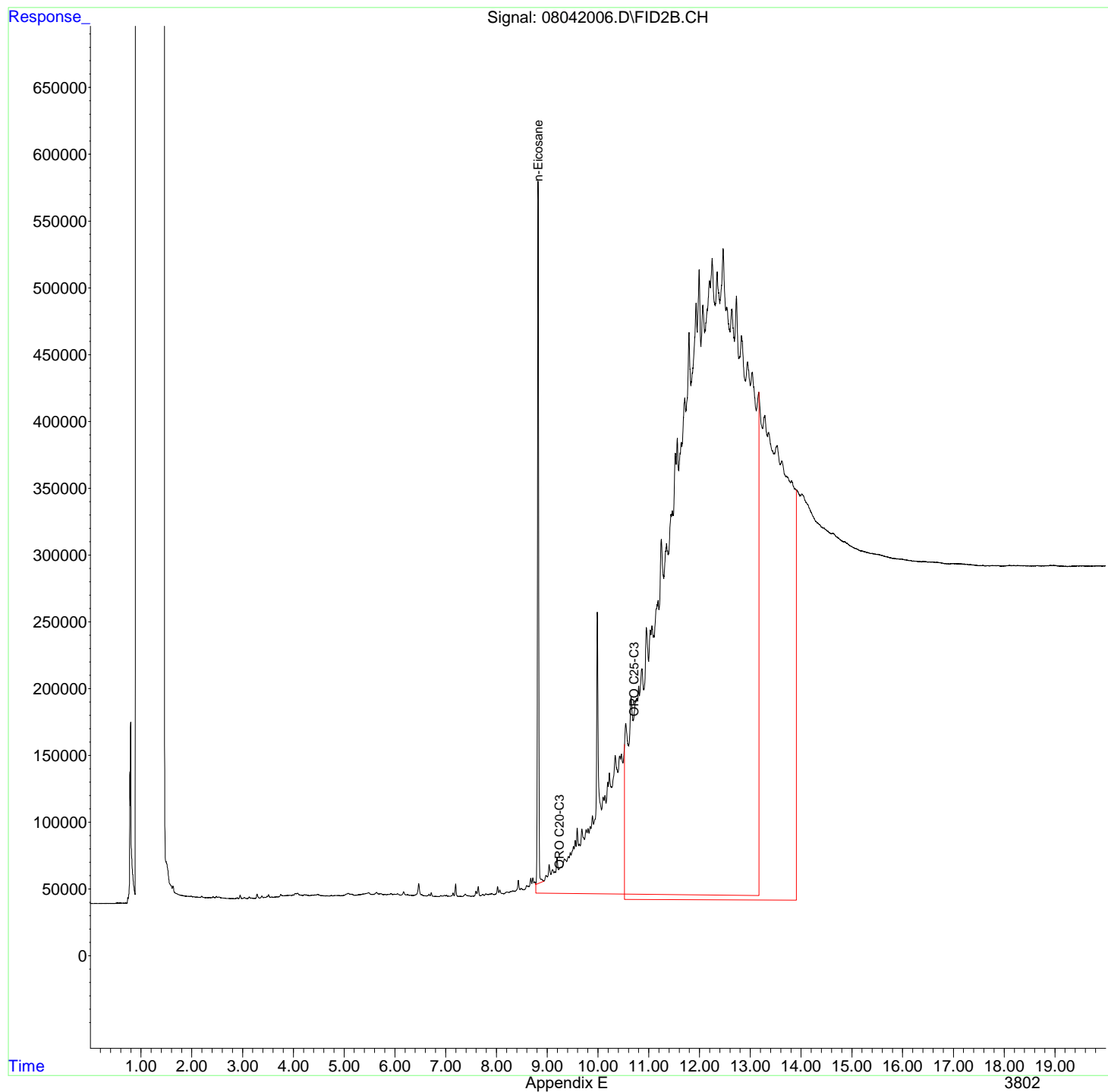
(f)=RT Delta > 1/2 Window

(m)=manual int.

Data Path : R:\2\DATA\080420\  
Data File : 08042006.D  
Signal(s) : FID2B.CH  
Acq On : 04 Aug 2020 11:57 am  
Operator : GCSVOC-Dhiren shah  
Sample : CRQL-ORO-080420  
Misc :  
ALS Vial : 6 Sample Multiplier: 1

Integration File: EVENTS.E  
Quant Time: Aug 04 12:22:50 2020  
Quant Method : Z:\HPCHEM\2\METHODS\072920DRO-ORO.M  
Quant Title : DRO-ORO 09-09-15 DRO/ORO  
QLast Update : Tue Aug 04 12:00:09 2020  
Response via : Initial Calibration  
Integrator: ChemStation 6890 Scale Mode: Large solvent peaks clipped

Volume Inj. :  
Signal Phase :  
Signal Info :



Data Path : R:\2\DATA\080420\  
 Data File : 08042007.D  
 Signal(s) : FID2B.CH  
 Acq On : 04 Aug 2020 12:25 pm  
 Operator : GCSVOC-Dhiren shah  
 Sample : CCV-ORO-080420  
 Misc :  
 ALS Vial : 7 Sample Multiplier: 1

Integration File: EVENTS.E  
 Quant Time: Aug 05 08:42:26 2020  
 Quant Method : Z:\HPCHEM\2\METHODS\072920DRO-ORO.M  
 Quant Title : DRO-ORO 09-09-15 DRO/ORO  
 QLast Update : Tue Aug 04 12:47:53 2020  
 Response via : Initial Calibration  
 Integrator: ChemStation 6890 Scale Mode: Large solvent peaks clipped

Volume Inj. :  
 Signal Phase :  
 Signal Info :

Min. RRF : 0.000 Min. Rel. Area : 50% Max. R.T. Dev 0.50min  
 Max. RRF Dev : 15% Max. Rel. Area : 150%

	Compound	Amount	Calc.	%Dev	Area%	Dev (Min)
1 H	DRO C10-C20	1000.000	-21.665	102.2#	0	-5.05#
2 H	DRO C10-C25	1000.000	-27.905	102.8#	0	-5.15#
3 H	DRO C10-C28	1000.000	-42.744	104.3#	0	-6.85#
4 S	n-Eicosane	10.000	12.108	-21.1#	0	0.00
5 H1	ORO C20-C34	1000.000	979.026	2.1	0	0.00
6 H1	ORO C25-C36	1000.000	869.406	13.1	0	0.00
7 H1	DRO C10-C36	1000.000	-145.853	114.6#	0	-8.40#

Evaluate Continuing Calibration Report - Not Found

8 S1	Squalene	20.000	0.000	100.0#	0	-11.56#
------	----------	--------	-------	--------	---	---------

(#) = Out of Range

SPCC's out = 0 CCC's out = 0

Data Path : R:\2\DATA\080420\  
 Data File : 08042007.D  
 Signal(s) : FID2B.CH  
 Acq On : 04 Aug 2020 12:25 pm  
 Operator : GCSVOC-Dhiren shah  
 Sample : CCV-ORO-080420  
 Misc :  
 ALS Vial : 7 Sample Multiplier: 1

Integration File: EVENTS.E  
 Quant Time: Aug 05 08:42:26 2020  
 Quant Method : Z:\HPCHEM\2\METHODS\072920DRO-ORO.M  
 Quant Title : DRO-ORO 09-09-15 DRO/ORO  
 QLast Update : Tue Aug 04 12:47:53 2020  
 Response via : Initial Calibration  
 Integrator: ChemStation 6890 Scale Mode: Large solvent peaks clipped

Volume Inj. :  
 Signal Phase :  
 Signal Info :

Compound	R.T.	Response	Conc Units
-----			
System Monitoring Compounds			
4) S n-Eicosane	8.820	32439298	12.108 ug/mLm
8) S1 Squalene	0.000	0	N.D. ug/mL
Target Compounds			
1) H DRO C10-C20	0.000	0	N.D. ug/mL
2) H DRO C10-C25	0.000	0	N.D. ug/mL
3) H DRO C10-C28	0.000	0	N.D. ug/mL
5) H1 ORO C20-C34	9.230	1476038290	979.026 ug/mLm
6) H1 ORO C25-C36	10.700	1600276500	869.406 ug/mLm
7) H1 DRO C10-C36	0.000	0	N.D. ug/mL
-----			

(f)=RT Delta > 1/2 Window

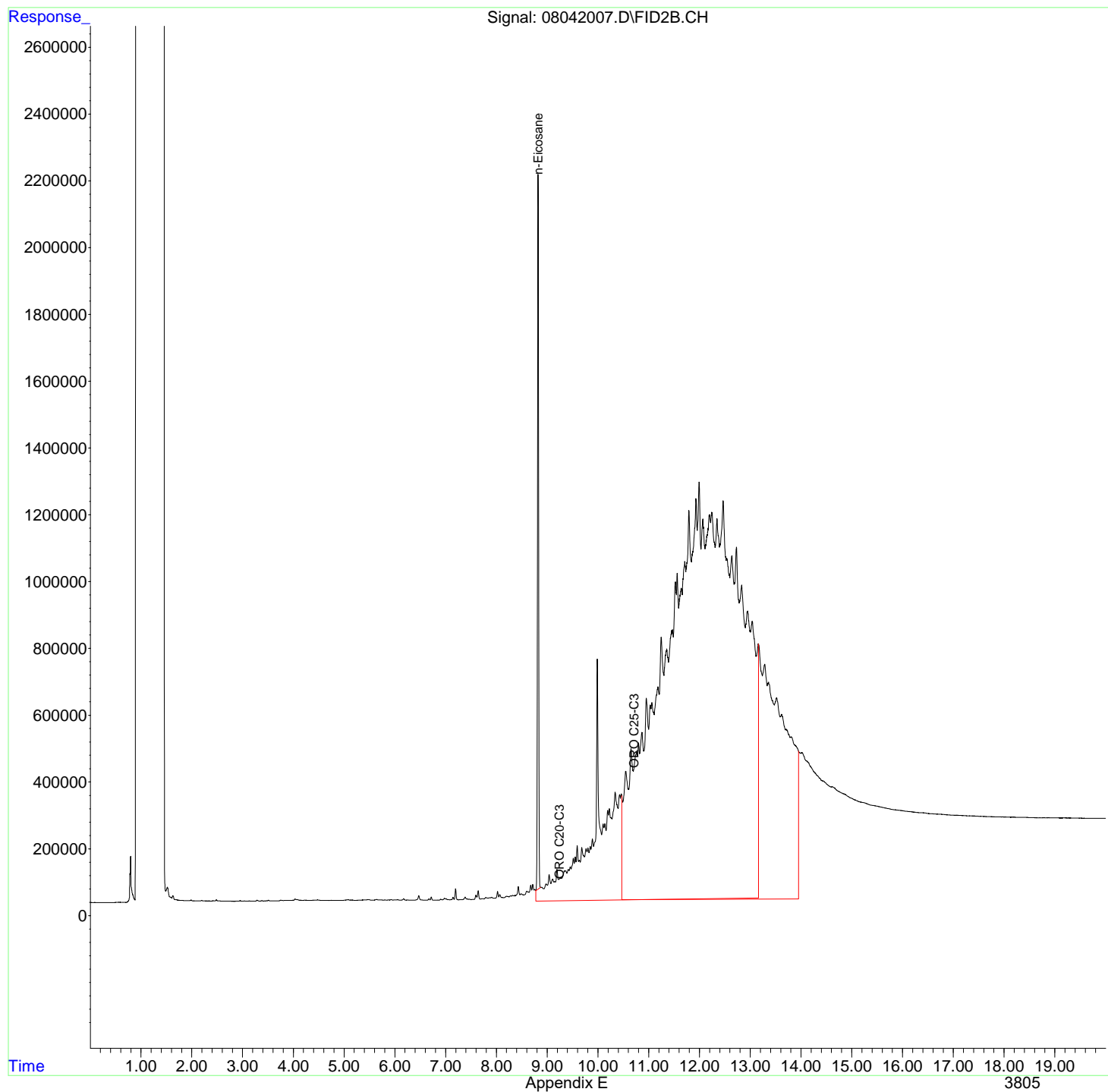
(m)=manual int.



Data Path : R:\2\DATA\080420\  
Data File : 08042007.D  
Signal(s) : FID2B.CH  
Acq On : 04 Aug 2020 12:25 pm  
Operator : GCSVOC-Dhiren shah  
Sample : CCV-ORO-080420  
Misc :  
ALS Vial : 7 Sample Multiplier: 1

Integration File: EVENTS.E  
Quant Time: Aug 05 08:42:26 2020  
Quant Method : Z:\HPCHEM\2\METHODS\072920DRO-ORO.M  
Quant Title : DRO-ORO 09-09-15 DRO/ORO  
QLast Update : Tue Aug 04 12:47:53 2020  
Response via : Initial Calibration  
Integrator: ChemStation 6890 Scale Mode: Large solvent peaks clipped

Volume Inj. :  
Signal Phase :  
Signal Info :



Data Path : R:\2\DATA\080420\  
 Data File : 08042008.D  
 Signal(s) : FID2B.CH  
 Acq On : 04 Aug 2020 12:52 pm  
 Operator : GCSVOC-Dhiren shah  
 Sample : MB-52164  
 Misc :  
 ALS Vial : 8 Sample Multiplier: 1

Integration File: EVENTS.E  
 Quant Time: Aug 04 13:22:06 2020  
 Quant Method : Z:\HPCHEM\2\METHODS\072920DRO-ORO.M  
 Quant Title : DRO-ORO 09-09-15 DRO/ORO  
 QLast Update : Tue Aug 04 13:21:50 2020  
 Response via : Initial Calibration  
 Integrator: ChemStation 6890 Scale Mode: Large solvent peaks clipped

Volume Inj. :  
 Signal Phase :  
 Signal Info :

Compound	R.T.	Response	Conc	Units
-----				
System Monitoring Compounds				
4) S n-Eicosane	8.819	23443020	8.932	ug/mL
8) S1 Squalene	11.557	40075094	18.164	ug/mL
Target Compounds				
1) H DRO C10-C20	0.000	0	N.D.	ug/mL
2) H DRO C10-C25	0.000	0	N.D.	ug/mL
3) H DRO C10-C28	0.000	0	N.D.	ug/mL
5) H1 ORO C20-C34	0.000	0	N.D.	ug/mL
6) H1 ORO C25-C36	0.000	0	N.D.	ug/mL
7) H1 DRO C10-C36	0.000	0	N.D.	ug/mL
-----				

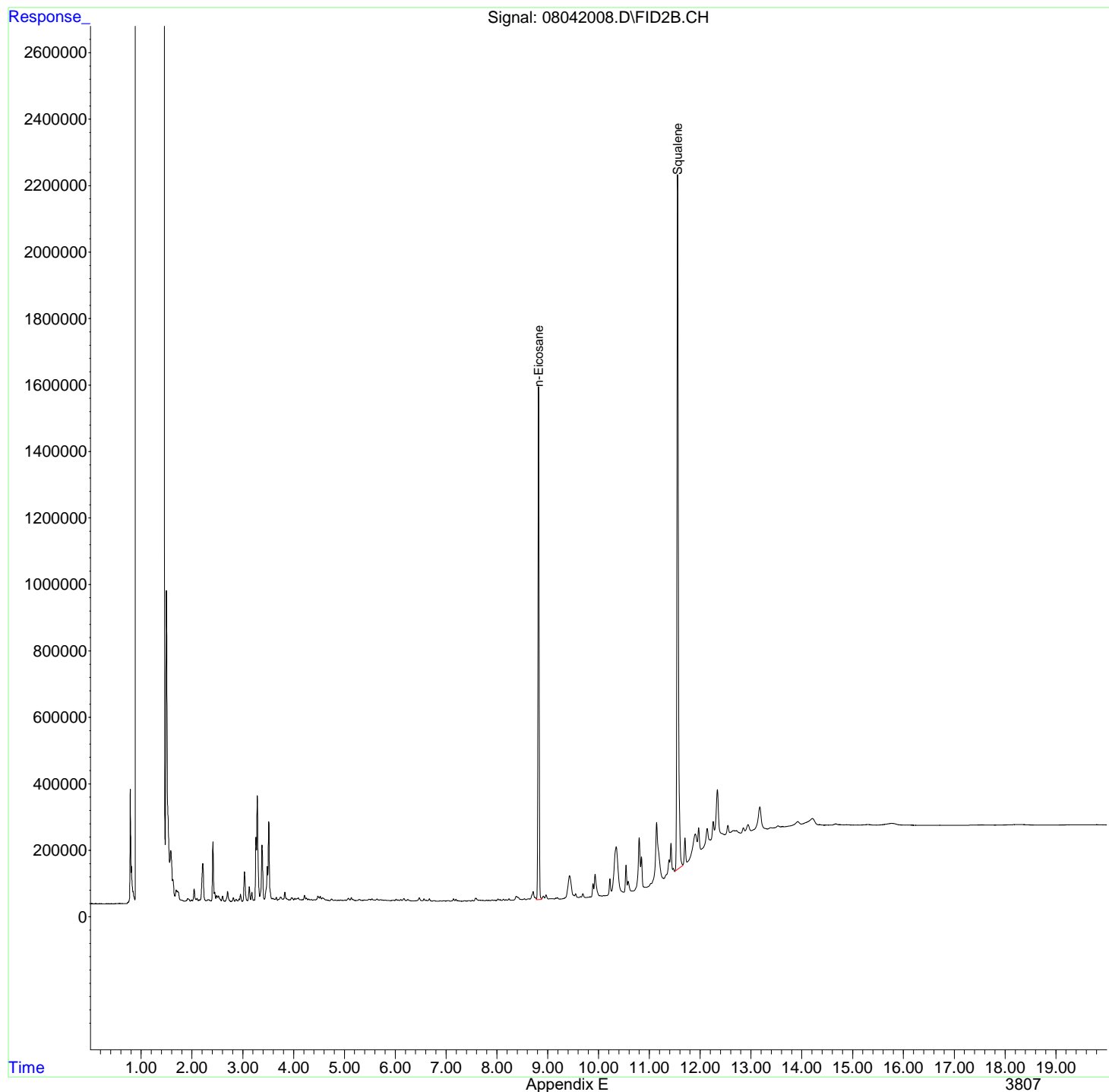
(f)=RT Delta > 1/2 Window

(m)=manual int.

Data Path : R:\2\DATA\080420\  
Data File : 08042008.D  
Signal(s) : FID2B.CH  
Acq On : 04 Aug 2020 12:52 pm  
Operator : GCSVOC-Dhiren shah  
Sample : MB-52164  
Misc :  
ALS Vial : 8 Sample Multiplier: 1

Integration File: EVENTS.E  
Quant Time: Aug 04 13:22:06 2020  
Quant Method : Z:\HPCHEM\2\METHODS\072920DRO-ORO.M  
Quant Title : DRO-ORO 09-09-15 DRO/ORO  
QLast Update : Tue Aug 04 13:21:50 2020  
Response via : Initial Calibration  
Integrator: ChemStation 6890 Scale Mode: Large solvent peaks clipped

Volume Inj. :  
Signal Phase :  
Signal Info :



Data Path : R:\2\DATA\080420\  
 Data File : 08042009.D  
 Signal(s) : FID2B.CH  
 Acq On : 04 Aug 2020 1:19 pm  
 Operator : GCSVOC-Dhiren shah  
 Sample : LCS-52164-DRO  
 Misc :  
 ALS Vial : 9 Sample Multiplier: 1

Integration File: EVENTS.E  
 Quant Time: Aug 04 14:21:42 2020  
 Quant Method : Z:\HPCHEM\2\METHODS\072920DRO-ORO.M  
 Quant Title : DRO-ORO 09-09-15 DRO/ORO  
 QLast Update : Tue Aug 04 13:21:50 2020  
 Response via : Initial Calibration  
 Integrator: ChemStation 6890 Scale Mode: Large solvent peaks clipped

Volume Inj. :  
 Signal Phase :  
 Signal Info :

Compound	R.T.	Response	Conc Units
-----			
System Monitoring Compounds			
4) S n-Eicosane	8.820	29676211	11.574 ug/mLm
8) S1 Squalene	11.557	41881914	18.982 ug/mL
Target Compounds			
1) H DRO C10-C20	5.050	839322708	408.306 ug/mLm
2) H DRO C10-C25	5.150	993682826	423.565 ug/mLm
3) H DRO C10-C28	6.850	1007692607	421.121 ug/mLm
5) H1 ORO C20-C34	0.000	0	N.D. ug/mL
6) H1 ORO C25-C36	0.000	0	N.D. ug/mL
7) H1 DRO C10-C36	0.000	0	N.D. ug/mL
-----			

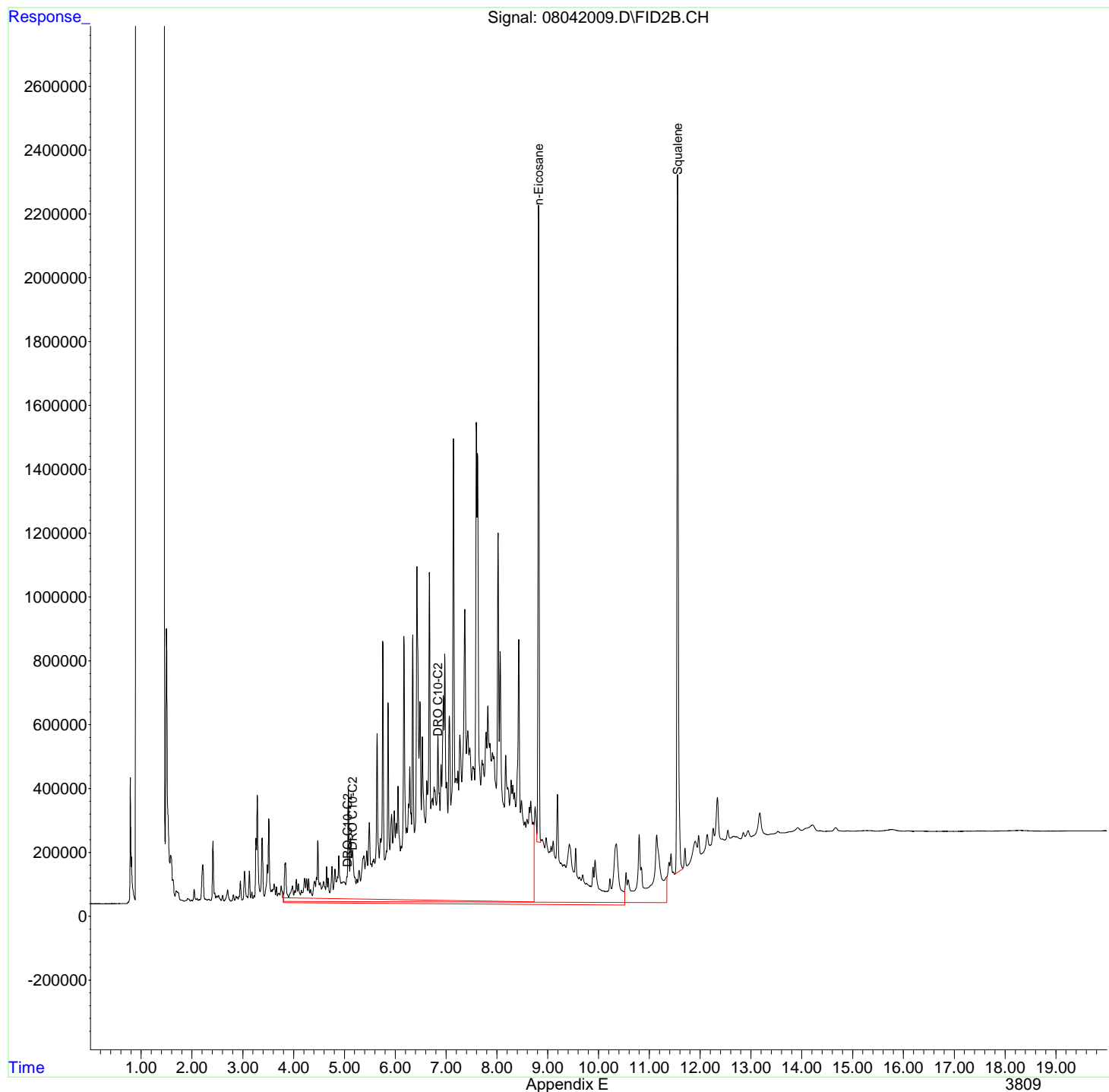
(f)=RT Delta > 1/2 Window

(m)=manual int.

Data Path : R:\2\DATA\080420\  
Data File : 08042009.D  
Signal(s) : FID2B.CH  
Acq On : 04 Aug 2020 1:19 pm  
Operator : GCSVOC-Dhiren shah  
Sample : LCS-52164-DRO  
Misc :  
ALS Vial : 9 Sample Multiplier: 1

Integration File: EVENTS.E  
Quant Time: Aug 04 14:21:42 2020  
Quant Method : Z:\HPCHEM\2\METHODS\072920DRO-ORO.M  
Quant Title : DRO-ORO 09-09-15 DRO/ORO  
QLast Update : Tue Aug 04 13:21:50 2020  
Response via : Initial Calibration  
Integrator: ChemStation 6890 Scale Mode: Large solvent peaks clipped

Volume Inj. :  
Signal Phase :  
Signal Info :



Data Path : R:\2\DATA\080420\  
 Data File : 08042010.D  
 Signal(s) : FID2B.CH  
 Acq On : 04 Aug 2020 1:46 pm  
 Operator : GCSVOC-Dhiren shah  
 Sample : LCSD-52164-DRO  
 Misc :  
 ALS Vial : 10 Sample Multiplier: 1

Integration File: EVENTS.E  
 Quant Time: Aug 04 14:22:44 2020  
 Quant Method : Z:\HPCHEM\2\METHODS\072920DRO-ORO.M  
 Quant Title : DRO-ORO 09-09-15 DRO/ORO  
 QLast Update : Tue Aug 04 13:21:50 2020  
 Response via : Initial Calibration  
 Integrator: ChemStation 6890 Scale Mode: Large solvent peaks clipped

Volume Inj. :  
 Signal Phase :  
 Signal Info :

Compound	R.T.	Response	Conc Units
-----			
System Monitoring Compounds			
4) S n-Eicosane	8.820	28668914	11.147 ug/mLm
8) S1 Squalene	11.556	39140246	17.740 ug/mL
Target Compounds			
1) H DRO C10-C20	5.050	783510120	379.700 ug/mLm
2) H DRO C10-C25	5.150	900598097	381.255 ug/mLm
3) H DRO C10-C28	6.850	924673260	382.890 ug/mLm
5) H1 ORO C20-C34	0.000	0	N.D. ug/mL
6) H1 ORO C25-C36	0.000	0	N.D. ug/mL
7) H1 DRO C10-C36	0.000	0	N.D. ug/mL
-----			

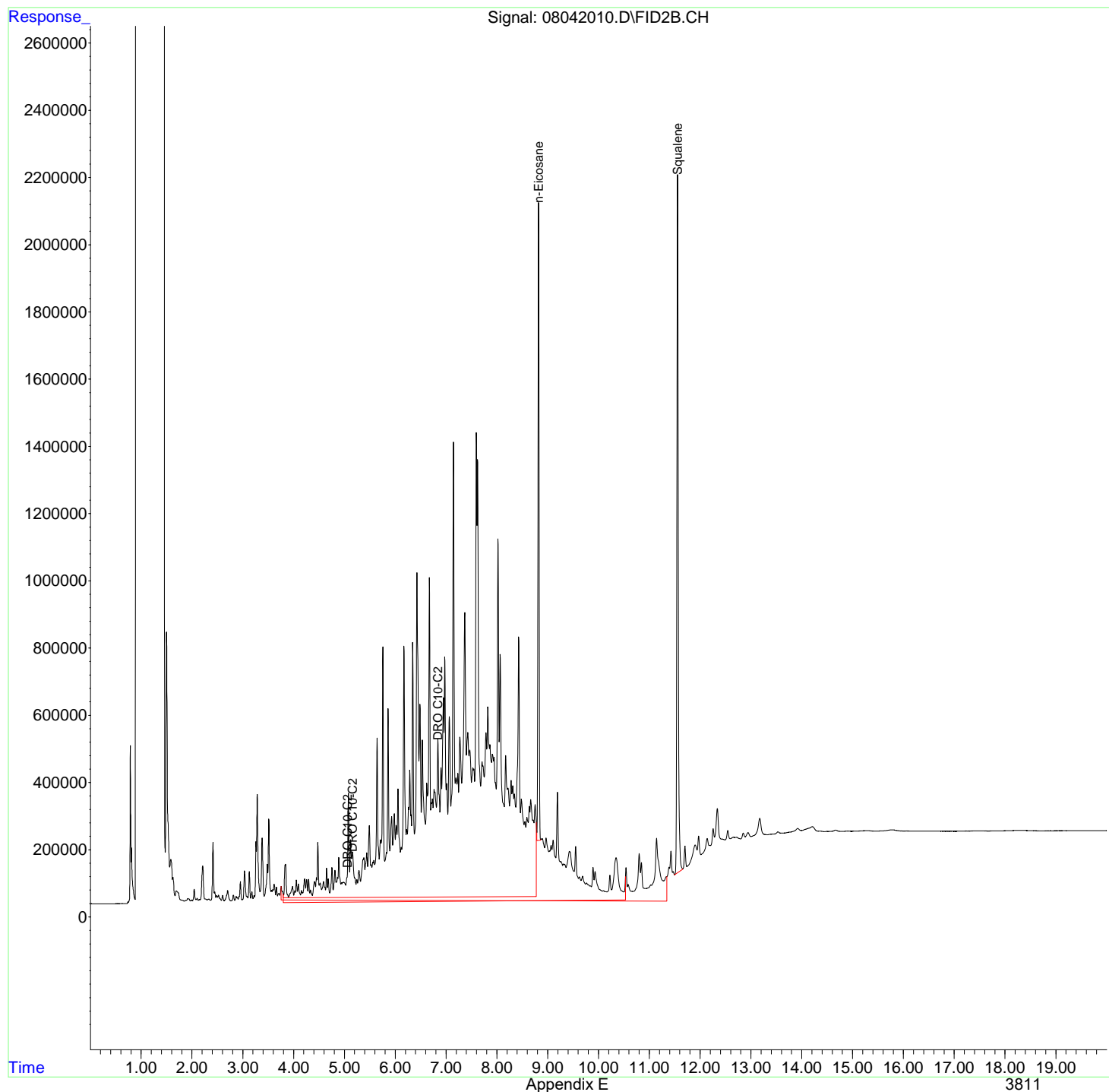
(f)=RT Delta > 1/2 Window

(m)=manual int.

Data Path : R:\2\DATA\080420\  
Data File : 08042010.D  
Signal(s) : FID2B.CH  
Acq On : 04 Aug 2020 1:46 pm  
Operator : GCSVOC-Dhiren shah  
Sample : LCSD-52164-DRO  
Misc :  
ALS Vial : 10 Sample Multiplier: 1

Integration File: EVENTS.E  
Quant Time: Aug 04 14:22:44 2020  
Quant Method : Z:\HPCHEM\2\METHODS\072920DRO-ORO.M  
Quant Title : DRO-ORO 09-09-15 DRO/ORO  
QLast Update : Tue Aug 04 13:21:50 2020  
Response via : Initial Calibration  
Integrator: ChemStation 6890 Scale Mode: Large solvent peaks clipped

Volume Inj. :  
Signal Phase :  
Signal Info :



Data Path : R:\2\DATA\080420\  
 Data File : 08042011.D  
 Signal(s) : FID2B.CH  
 Acq On : 04 Aug 2020 2:13 pm  
 Operator : GCSVOC-Dhiren shah  
 Sample : LCS-ORO  
 Misc :  
 ALS Vial : 11 Sample Multiplier: 1

Integration File: EVENTS.E  
 Quant Time: Aug 04 14:39:14 2020  
 Quant Method : Z:\HPCHEM\2\METHODS\072920DRO-ORO.M  
 Quant Title : DRO-ORO 09-09-15 DRO/ORO  
 QLast Update : Tue Aug 04 13:21:50 2020  
 Response via : Initial Calibration  
 Integrator: ChemStation 6890 Scale Mode: Large solvent peaks clipped

Volume Inj. :  
 Signal Phase :  
 Signal Info :

Compound	R.T.	Response	Conc	Units
-----				
System Monitoring Compounds				
4) S n-Eicosane	8.817	22267770	8.434	ug/mL
8) S1 Squalene	11.554	41328551	18.732	ug/mLm
Target Compounds				
1) H DRO C10-C20	0.000	0	N.D.	ug/mL
2) H DRO C10-C25	0.000	0	N.D.	ug/mL
3) H DRO C10-C28	0.000	0	N.D.	ug/mL
5) H1 ORO C20-C34	9.230	1096811131	686.060	ug/mLm
6) H1 ORO C25-C36	10.700	1184443576	589.172	ug/mLm
7) H1 DRO C10-C36	0.000	0	N.D.	ug/mL
-----				

(f)=RT Delta > 1/2 Window

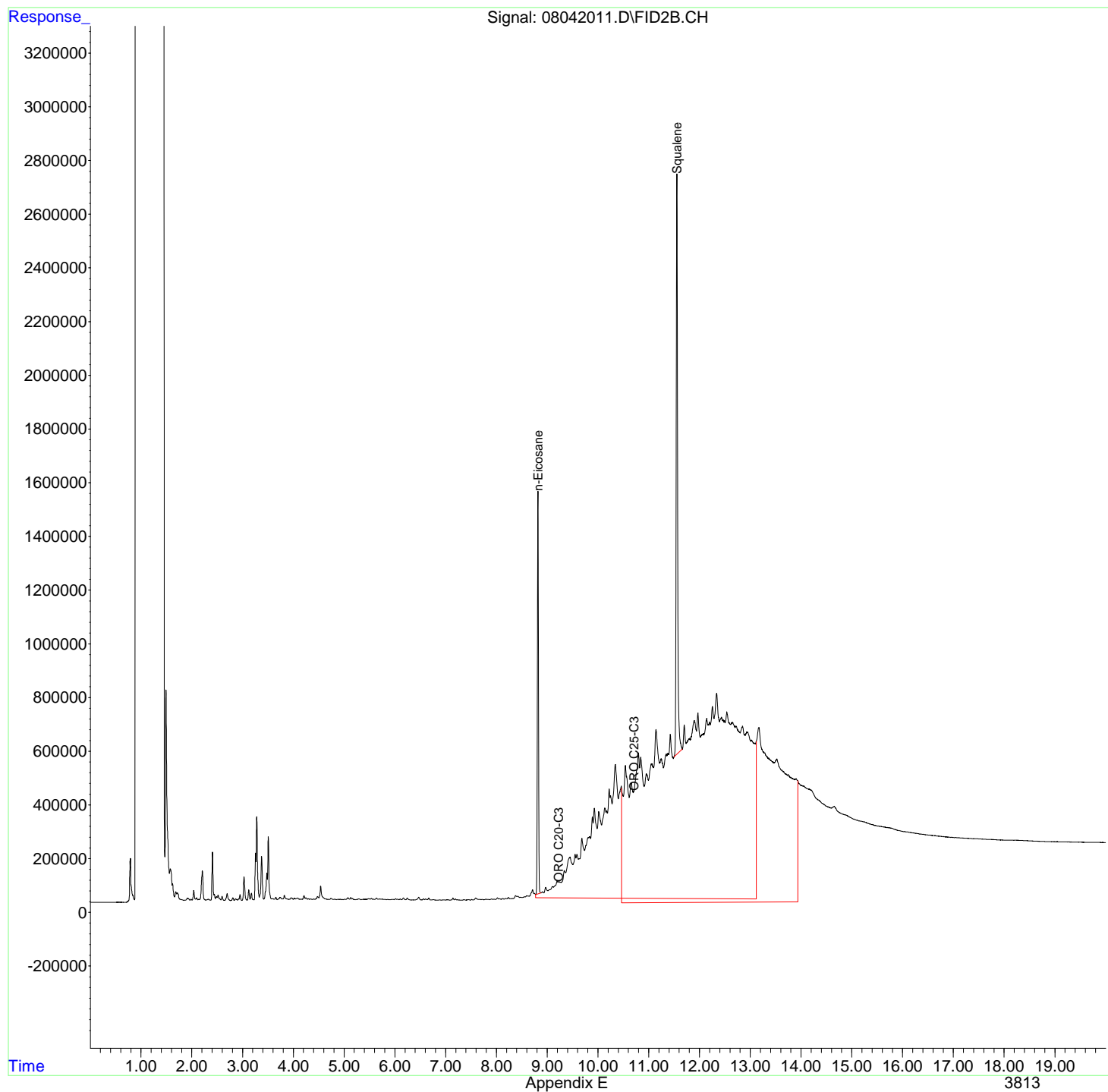
(m)=manual int.



Data Path : R:\2\DATA\080420\  
Data File : 08042011.D  
Signal(s) : FID2B.CH  
Acq On : 04 Aug 2020 2:13 pm  
Operator : GCSVOC-Dhiren shah  
Sample : LCS-ORO  
Misc :  
ALS Vial : 11 Sample Multiplier: 1

Integration File: EVENTS.E  
Quant Time: Aug 04 14:39:14 2020  
Quant Method : Z:\HPCHEM\2\METHODS\072920DRO-ORO.M  
Quant Title : DRO-ORO 09-09-15 DRO/ORO  
QLast Update : Tue Aug 04 13:21:50 2020  
Response via : Initial Calibration  
Integrator: ChemStation 6890 Scale Mode: Large solvent peaks clipped

Volume Inj. :  
Signal Phase :  
Signal Info :



Data Path : R:\2\DATA\080420\  
 Data File : 08042012.D  
 Signal(s) : FID2B.CH  
 Acq On : 04 Aug 2020 2:41 pm  
 Operator : GCSVOC-Dhiren shah  
 Sample : LCSD-ORO  
 Misc :  
 ALS Vial : 12 Sample Multiplier: 1

Integration File: EVENTS.E  
 Quant Time: Aug 04 15:49:59 2020  
 Quant Method : Z:\HPCHEM\2\METHODS\072920DRO-ORO.M  
 Quant Title : DRO-ORO 09-09-15 DRO/ORO  
 QLast Update : Tue Aug 04 13:21:50 2020  
 Response via : Initial Calibration  
 Integrator: ChemStation 6890 Scale Mode: Large solvent peaks clipped

Volume Inj. :  
 Signal Phase :  
 Signal Info :

Compound	R.T.	Response	Conc Units
-----			
System Monitoring Compounds			
4) S n-Eicosane	8.816	21015583	7.903 ug/mL
8) S1 Squalene	11.553	41165354	18.658 ug/mLm
Target Compounds			
1) H DRO C10-C20	0.000	0	N.D. ug/mL
2) H DRO C10-C25	0.000	0	N.D. ug/mL
3) H DRO C10-C28	0.000	0	N.D. ug/mL
5) H1 ORO C20-C34	9.230	1160786616	735.484 ug/mLm
6) H1 ORO C25-C36	10.700	1195194425	596.417 ug/mLm
7) H1 DRO C10-C36	0.000	0	N.D. ug/mL
-----			

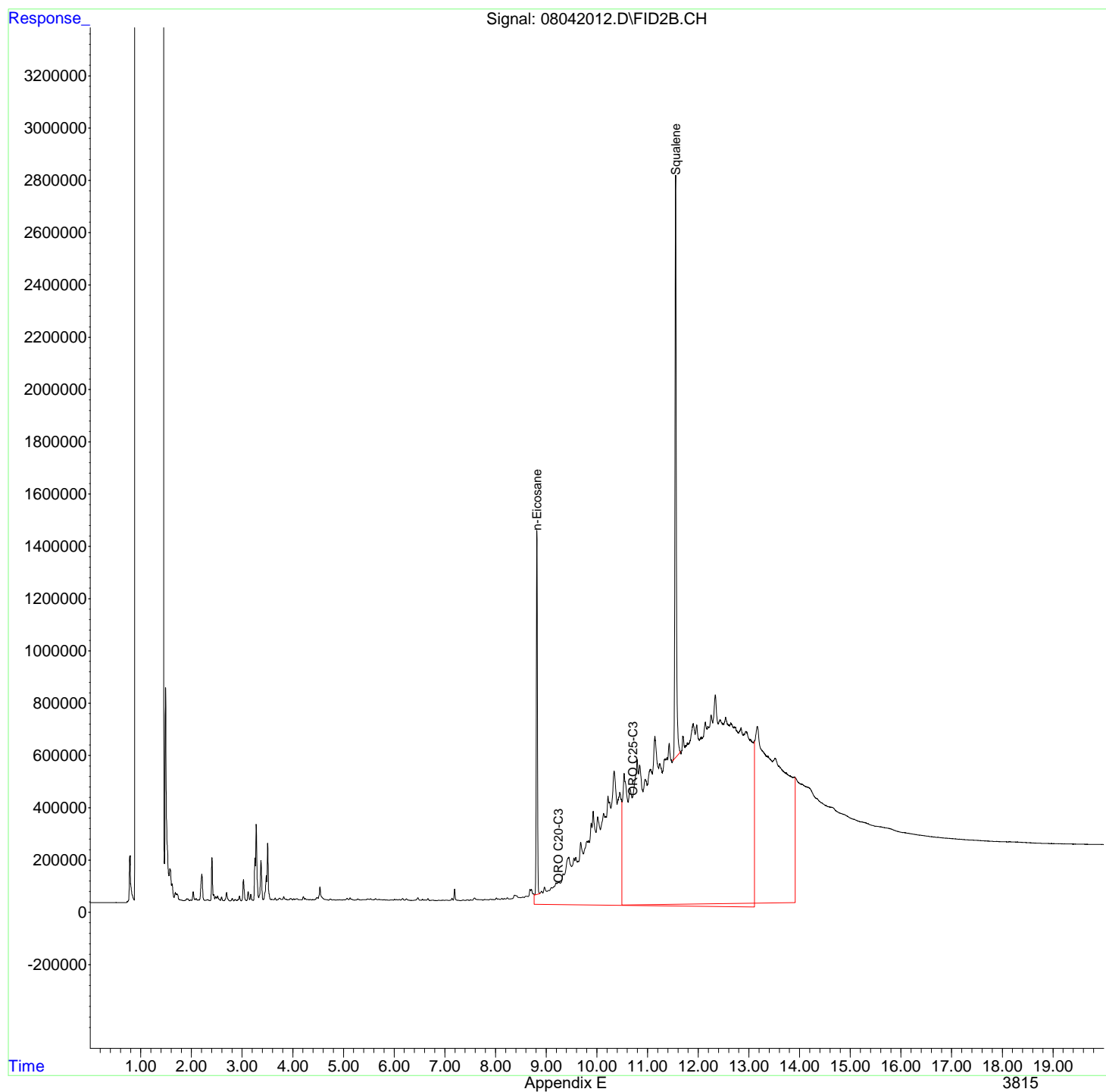
(f)=RT Delta > 1/2 Window

(m)=manual int.

Data Path : R:\2\DATA\080420\  
Data File : 08042012.D  
Signal(s) : FID2B.CH  
Acq On : 04 Aug 2020 2:41 pm  
Operator : GCSVOC-Dhiren shah  
Sample : LCSD-ORO  
Misc :  
ALS Vial : 12 Sample Multiplier: 1

Integration File: EVENTS.E  
Quant Time: Aug 04 15:49:59 2020  
Quant Method : Z:\HPCHEM\2\METHODS\072920DRO-ORO.M  
Quant Title : DRO-ORO 09-09-15 DRO/ORO  
QLast Update : Tue Aug 04 13:21:50 2020  
Response via : Initial Calibration  
Integrator: ChemStation 6890 Scale Mode: Large solvent peaks clipped

Volume Inj. :  
Signal Phase :  
Signal Info :



Data Path : R:\2\DATA\080420\  
 Data File : 08042013.D  
 Signal(s) : FID2B.CH  
 Acq On : 04 Aug 2020 3:08 pm  
 Operator : GCSVOC-Dhiren shah  
 Sample : LOQ  
 Misc :  
 ALS Vial : 13 Sample Multiplier: 1

Integration File: EVENTS.E  
 Quant Time: Aug 04 15:53:22 2020  
 Quant Method : Z:\HPCHEM\2\METHODS\072920DRO-ORO.M  
 Quant Title : DRO-ORO 09-09-15 DRO/ORO  
 QLast Update : Tue Aug 04 15:51:12 2020  
 Response via : Initial Calibration  
 Integrator: ChemStation 6890 Scale Mode: Large solvent peaks clipped

Volume Inj. :  
 Signal Phase :  
 Signal Info :

Compound	R.T.	Response	Conc Units
-----			
System Monitoring Compounds			
4) S n-Eicosane	8.818	22161373	8.389 ug/mL
8) S1 Squalene	11.555	42842071	19.418 ug/mLm
Target Compounds			
1) H DRO C10-C20	5.050	72813610	33.829 ug/mLm
2) H DRO C10-C25	5.150	125905169	50.532 ug/mLm
3) H DRO C10-C28	6.850	153561393	58.808 ug/mLm
5) H1 ORO C20-C34	9.230	340316977	212.618 ug/mLm
6) H1 ORO C25-C36	10.700	416777095	214.965 ug/mLm
7) H1 DRO C10-C36	0.000	0	N.D. ug/mL
-----			

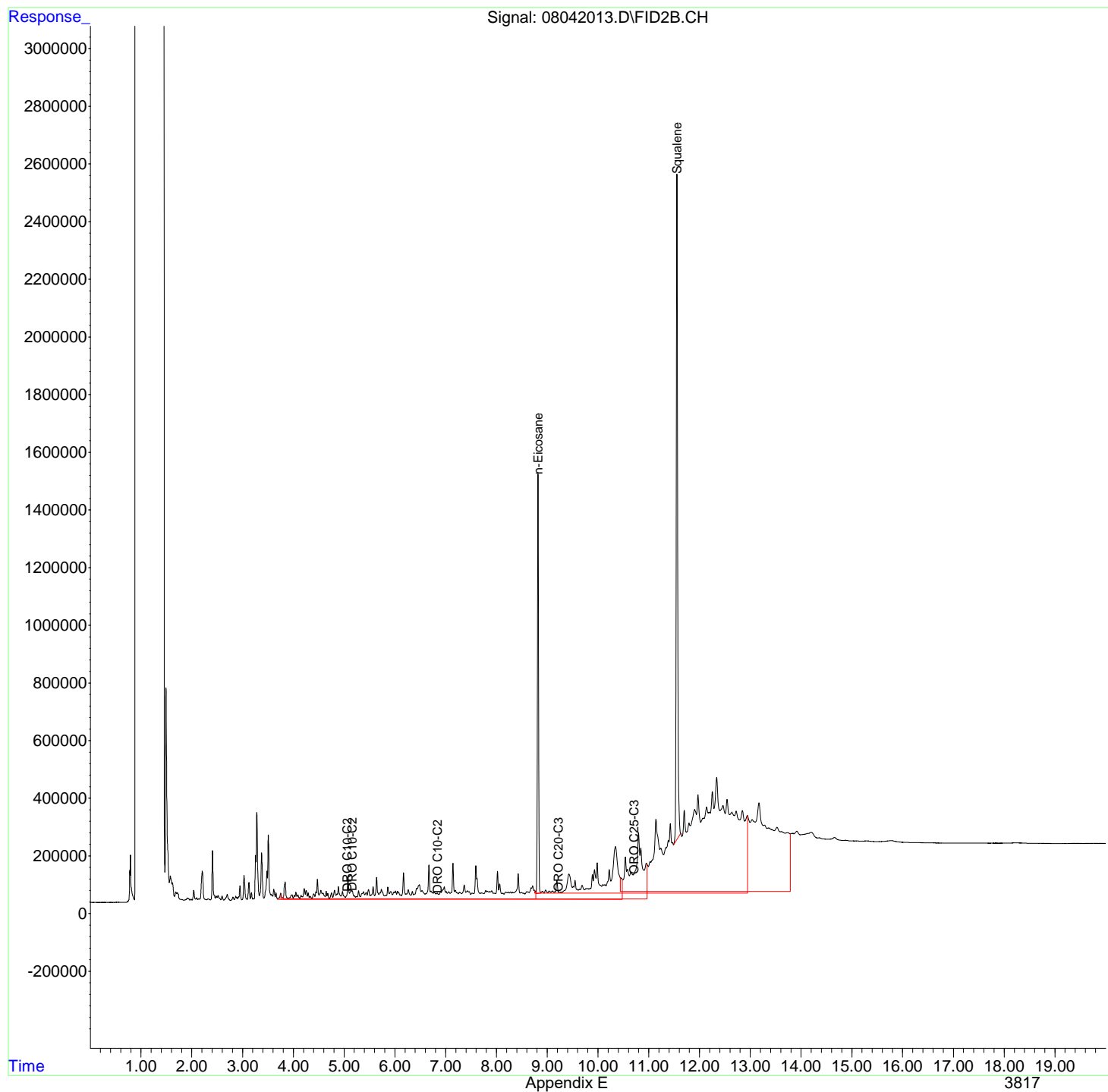
(f)=RT Delta > 1/2 Window

(m)=manual int.

Data Path : R:\2\DATA\080420\  
Data File : 08042013.D  
Signal(s) : FID2B.CH  
Acq On : 04 Aug 2020 3:08 pm  
Operator : GCSVOC-Dhiren shah  
Sample : LOQ  
Misc :  
ALS Vial : 13 Sample Multiplier: 1

Integration File: EVENTS.E  
Quant Time: Aug 04 15:53:22 2020  
Quant Method : Z:\HPCHEM\2\METHODS\072920DRO-ORO.M  
Quant Title : DRO-ORO 09-09-15 DRO/ORO  
QLast Update : Tue Aug 04 15:51:12 2020  
Response via : Initial Calibration  
Integrator: ChemStation 6890 Scale Mode: Large solvent peaks clipped

Volume Inj. :  
Signal Phase :  
Signal Info :



Data Path : R:\2\DATA\080420\  
 Data File : 08042020.D  
 Signal(s) : FID2B.CH  
 Acq On : 04 Aug 2020 6:19 pm  
 Operator : GCSVOC-Dhiren shah  
 Sample : 2006583-002A  
 Misc :  
 ALS Vial : 20 Sample Multiplier: 1

Integration File: EVENTS.E  
 Quant Time: Aug 05 08:08:07 2020  
 Quant Method : Z:\HPCHEM\2\METHODS\072920DRO-ORO.M  
 Quant Title : DRO-ORO 09-09-15 DRO/ORO  
 QLast Update : Thu Jul 30 08:38:45 2020  
 Response via : Initial Calibration  
 Integrator: ChemStation 6890 Scale Mode: Large solvent peaks clipped

Volume Inj. :  
 Signal Phase :  
 Signal Info :

Compound	R.T.	Response	Conc Units
-----			
System Monitoring Compounds			
4) S n-Eicosane	8.822	26955748	10.421 ug/mL
8) S1 Squalene	11.561	40653935	18.426 ug/mLm
Target Compounds			
1) H DRO C10-C20	0.000	0	N.D. ug/mL
2) H DRO C10-C25	0.000	0	N.D. ug/mL
3) H DRO C10-C28	0.000	0	N.D. ug/mL
5) H1 ORO C20-C34	9.230	6842530283	5124.820 ug/mLm
6) H1 ORO C25-C36	10.700	6792015726	4368.177 ug/mLm
7) H1 DRO C10-C36	0.000	0	N.D. ug/mL
-----			

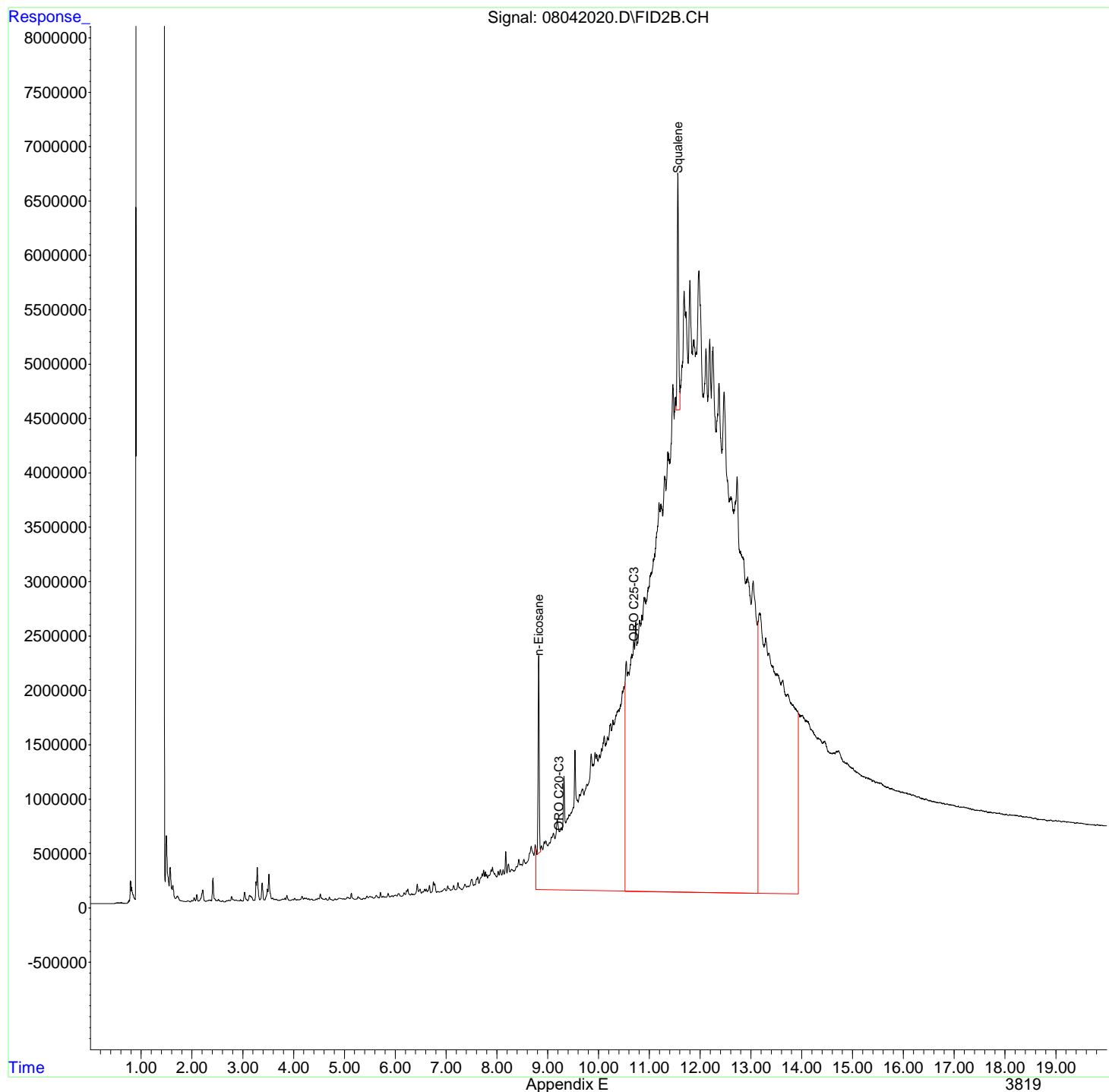
(f)=RT Delta > 1/2 Window

(m)=manual int.

Data Path : R:\2\DATA\080420\  
Data File : 08042020.D  
Signal(s) : FID2B.CH  
Acq On : 04 Aug 2020 6:19 pm  
Operator : GCSVOC-Dhiren shah  
Sample : 2006583-002A  
Misc :  
ALS Vial : 20 Sample Multiplier: 1

Integration File: EVENTS.E  
Quant Time: Aug 05 08:08:07 2020  
Quant Method : Z:\HPCHEM\2\METHODS\072920DRO-ORO.M  
Quant Title : DRO-ORO 09-09-15 DRO/ORO  
QLast Update : Thu Jul 30 08:38:45 2020  
Response via : Initial Calibration  
Integrator: ChemStation 6890 Scale Mode: Large solvent peaks clipped

Volume Inj. :  
Signal Phase :  
Signal Info :



Data Path : R:\2\DATA\080420\  
 Data File : 08042023.D  
 Signal(s) : FID2B.CH  
 Acq On : 04 Aug 2020 7:40 pm  
 Operator : GCSVOC-Dhiren shah  
 Sample : CCB-080420A  
 Misc :  
 ALS Vial : 2 Sample Multiplier: 1

Integration File: EVENTS.E  
 Quant Time: Aug 05 07:47:20 2020  
 Quant Method : Z:\HPCHEM\2\METHODS\072920DRO-ORO.M  
 Quant Title : DRO-ORO 09-09-15 DRO/ORO  
 QLast Update : Tue Aug 04 16:06:06 2020  
 Response via : Initial Calibration  
 Integrator: ChemStation 6890 Scale Mode: Large solvent peaks clipped

Volume Inj. :  
 Signal Phase :  
 Signal Info :

Compound	R.T.	Response	Conc	Units
-----				
System Monitoring Compounds				
4) S n-Eicosane	8.821	41778603	16.704	ug/mL
8) S1 Squalene	11.558	33298303	15.092	ug/mL
Target Compounds				
1) H DRO C10-C20	0.000	0	N.D.	ug/mL
2) H DRO C10-C25	0.000	0	N.D.	ug/mL
3) H DRO C10-C28	0.000	0	N.D.	ug/mL
5) H1 ORO C20-C34	0.000	0	N.D.	ug/mL
6) H1 ORO C25-C36	0.000	0	N.D.	ug/mL
7) H1 DRO C10-C36	0.000	0	N.D.	ug/mL
-----				

(f)=RT Delta > 1/2 Window

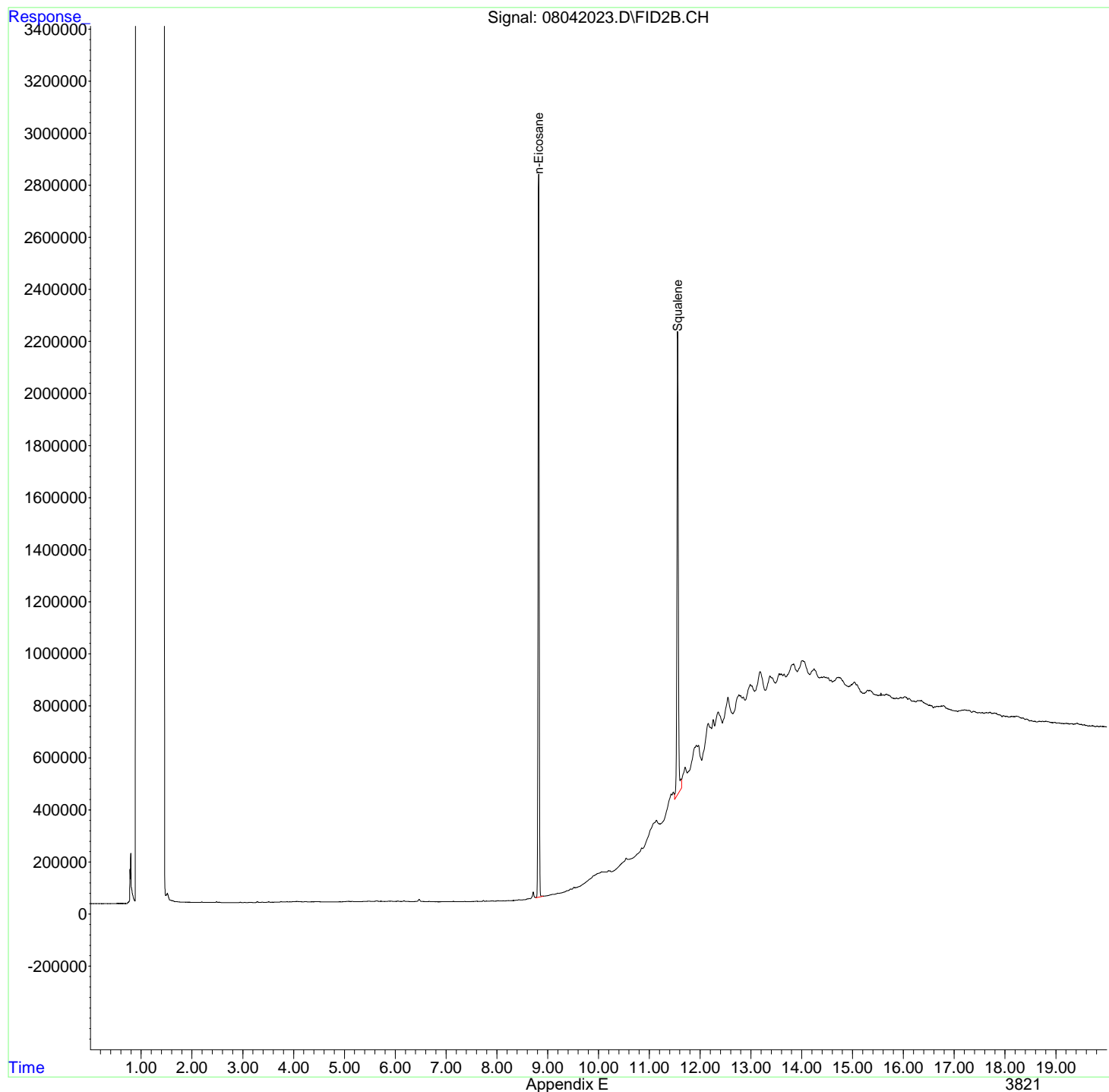
(m)=manual int.



Data Path : R:\2\DATA\080420\  
Data File : 08042023.D  
Signal(s) : FID2B.CH  
Acq On : 04 Aug 2020 7:40 pm  
Operator : GCSVOC-Dhiren shah  
Sample : CCB-080420A  
Misc :  
ALS Vial : 2 Sample Multiplier: 1

Integration File: EVENTS.E  
Quant Time: Aug 05 07:47:20 2020  
Quant Method : Z:\HPCHEM\2\METHODS\072920DRO-ORO.M  
Quant Title : DRO-ORO 09-09-15 DRO/ORO  
QLast Update : Tue Aug 04 16:06:06 2020  
Response via : Initial Calibration  
Integrator: ChemStation 6890 Scale Mode: Large solvent peaks clipped

Volume Inj. :  
Signal Phase :  
Signal Info :



Data Path : R:\2\DATA\080420\  
 Data File : 08042024.D  
 Signal(s) : FID2B.CH  
 Acq On : 04 Aug 2020 8:07 pm  
 Operator : GCSVOC-Dhiren shah  
 Sample : CCV-DRO-080420A  
 Misc :  
 ALS Vial : 4 Sample Multiplier: 1

Integration File: EVENTS.E  
 Quant Time: Aug 05 07:49:13 2020  
 Quant Method : Z:\HPCHEM\2\METHODS\072920DRO-ORO.M  
 Quant Title : DRO-ORO 09-09-15 DRO/ORO  
 QLast Update : Tue Aug 04 16:06:06 2020  
 Response via : Initial Calibration  
 Integrator: ChemStation 6890 Scale Mode: Large solvent peaks clipped

Volume Inj. :  
 Signal Phase :  
 Signal Info :

Min. RRF : 0.000 Min. Rel. Area : 50% Max. R.T. Dev 0.50min  
 Max. RRF Dev : 15% Max. Rel. Area : 150%

	Compound	Amount	Calc.	%Dev	Area%	Dev (Min)
1 H	DRO C10-C20	1000.000	1107.095	-10.7	0	0.00
2 H	DRO C10-C25	1000.000	1104.300	-10.4	0	0.00
3 H	DRO C10-C28	1000.000	1165.534	-16.6#	0	0.00
5 H1	ORO C20-C34	1000.000	-162.953	116.3#	0	-9.23#
6 H1	ORO C25-C36	1000.000	-210.512	121.1#	0	-10.70#
7 H1	DRO C10-C36	1000.000	1504.832	-50.5#	0	0.00
8 S1	Squalene	20.000	18.328	8.4	0	0.00

Evaluate Continuing Calibration Report - Not Found

4 S	n-Eicosane	10.000	0.000	100.0#	0	-8.83#
5 H1	ORO C20-C34	1000.000	-162.953	116.3#	0	-9.23#
6 H1	ORO C25-C36	1000.000	-210.512	121.1#	0	-10.70#

(#) = Out of Range

SPCC's out = 0 CCC's out = 0

Data Path : R:\2\DATA\080420\  
 Data File : 08042024.D  
 Signal(s) : FID2B.CH  
 Acq On : 04 Aug 2020 8:07 pm  
 Operator : GCSVOC-Dhiren shah  
 Sample : CCV-DRO-080420A  
 Misc :  
 ALS Vial : 4 Sample Multiplier: 1

Integration File: EVENTS.E  
 Quant Time: Aug 05 07:49:13 2020  
 Quant Method : Z:\HPCHEM\2\METHODS\072920DRO-ORO.M  
 Quant Title : DRO-ORO 09-09-15 DRO/ORO  
 QLast Update : Tue Aug 04 16:06:06 2020  
 Response via : Initial Calibration  
 Integrator: ChemStation 6890 Scale Mode: Large solvent peaks clipped

Volume Inj. :  
 Signal Phase :  
 Signal Info :

Compound	R.T.	Response	Conc	Units
-----				
System Monitoring Compounds				
4) S n-Eicosane	0.000	0	N.D.	ug/mL
8) S1 Squalene	11.557	40437049	18.328	ug/mLm
Target Compounds				
1) H DRO C10-C20	5.050	2202720519	1107.095	ug/mLm
2) H DRO C10-C25	5.150	2491355189	1104.300	ug/mLm
3) H DRO C10-C28	6.850	2624178308	1165.534	ug/mLm
5) H1 ORO C20-C34	0.000	0	N.D.	ug/mL
6) H1 ORO C25-C36	0.000	0	N.D.	ug/mL
7) H1 DRO C10-C36	8.400	3613676854	1504.832	ug/mLm
-----				

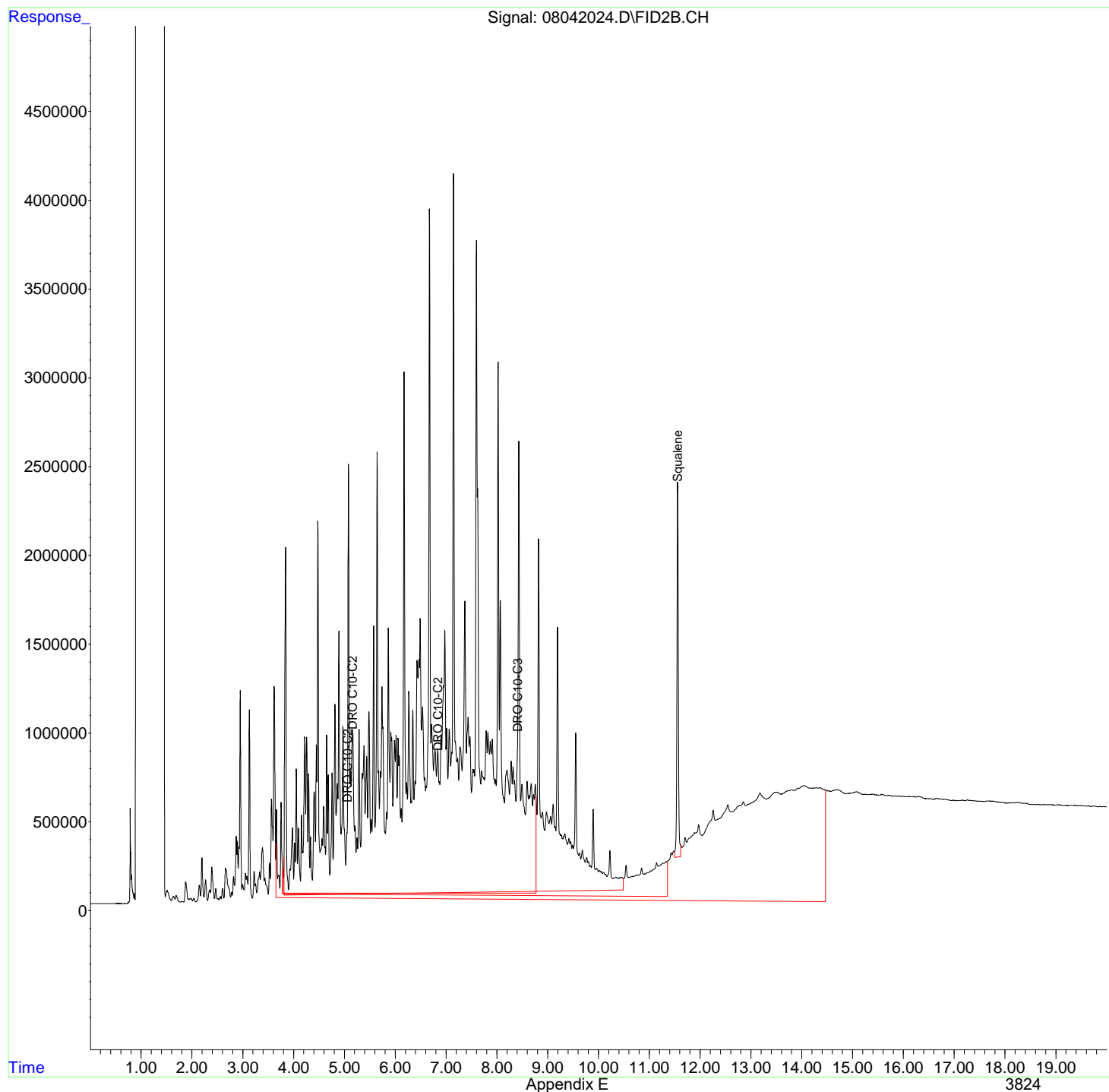
(f)=RT Delta > 1/2 Window

(m)=manual int.

Data Path : R:\2\DATA\080420\  
Data File : 08042024.D  
Signal(s) : FID2B.CH  
Acq On : 04 Aug 2020 8:07 pm  
Operator : GCSVOC-Dhiren shah  
Sample : CCV-DRO-080420A  
Misc :  
ALS Vial : 4 Sample Multiplier: 1

Integration File: EVENTS.E  
Quant Time: Aug 05 07:49:13 2020  
Quant Method : Z:\HPCHEM\2\METHODS\072920DRO-ORO.M  
Quant Title : DRO-ORO 09-09-15 DRO/ORO  
QLast Update : Tue Aug 04 16:06:06 2020  
Response via : Initial Calibration  
Integrator: ChemStation 6890 Scale Mode: Large solvent peaks clipped

Volume Inj. :  
Signal Phase :  
Signal Info :



Data Path : R:\2\DATA\080420\  
Data File : 08042025.D  
Signal(s) : FID2B.CH  
Acq On : 04 Aug 2020 8:34 pm  
Operator : GCSVOC-Dhiren shah  
Sample : CCV-ORO-080420A  
Misc :  
ALS Vial : 7 Sample Multiplier: 1

Integration File: EVENTS.E  
Quant Time: Aug 05 07:51:12 2020  
Quant Method : Z:\HPCHEM\2\METHODS\072920DRO-ORO.M  
Quant Title : DRO-ORO 09-09-15 DRO/ORO  
QLast Update : Wed Aug 05 07:50:11 2020  
Response via : Initial Calibration  
Integrator: ChemStation 6890 Scale Mode: Large solvent peaks clipped

Volume Inj. :  
Signal Phase :  
Signal Info :

Min. RRF : 0.000 Min. Rel. Area : 50% Max. R.T. Dev 0.50min  
Max. RRF Dev : 15% Max. Rel. Area : 150%

	Compound	Amount	Calc.	%Dev	Area%	Dev (Min)
1 H	DRO C10-C20	1000.000	-21.636	102.2#	0	-5.05#
2 H	DRO C10-C25	1000.000	-27.879	102.8#	0	-5.15#
3 H	DRO C10-C28	1000.000	-42.717	104.3#	0	-6.85#
4 S	n-Eicosane	10.000	13.040	-30.4#	0	0.00
5 H1	ORO C20-C34	1000.000	1064.434	-6.4	0	0.00
6 H1	ORO C25-C36	1000.000	1012.762	-1.3	0	0.00
7 H1	DRO C10-C36	1000.000	-145.758	114.6#	0	-8.40#

Evaluate Continuing Calibration Report - Not Found

8 S1	Squalene	20.000	0.000	100.0#	0	-11.56#
------	----------	--------	-------	--------	---	---------

(#) = Out of Range

SPCC's out = 0 CCC's out = 0

Data Path : R:\2\DATA\080420\  
 Data File : 08042025.D  
 Signal(s) : FID2B.CH  
 Acq On : 04 Aug 2020 8:34 pm  
 Operator : GCSVOC-Dhiren shah  
 Sample : CCV-ORO-080420A  
 Misc :  
 ALS Vial : 7 Sample Multiplier: 1

Integration File: EVENTS.E  
 Quant Time: Aug 05 07:51:12 2020  
 Quant Method : Z:\HPCHEM\2\METHODS\072920DRO-ORO.M  
 Quant Title : DRO-ORO 09-09-15 DRO/ORO  
 QLast Update : Wed Aug 05 07:50:11 2020  
 Response via : Initial Calibration  
 Integrator: ChemStation 6890 Scale Mode: Large solvent peaks clipped

Volume Inj. :  
 Signal Phase :  
 Signal Info :

Compound	R.T.	Response	Conc	Units
-----				
System Monitoring Compounds				
4) S n-Eicosane	8.821	34935362	13.040	ug/mLm
8) S1 Squalene	0.000	0	N.D.	ug/mL
Target Compounds				
1) H DRO C10-C20	0.000	0	N.D.	ug/mL
2) H DRO C10-C25	0.000	0	N.D.	ug/mL
3) H DRO C10-C28	0.000	0	N.D.	ug/mL
5) H1 ORO C20-C34	9.230	1586593324	1064.434	ug/mLm
6) H1 ORO C25-C36	10.700	1812998439	1012.762	ug/mLm
7) H1 DRO C10-C36	0.000	0	N.D.	ug/mL
-----				

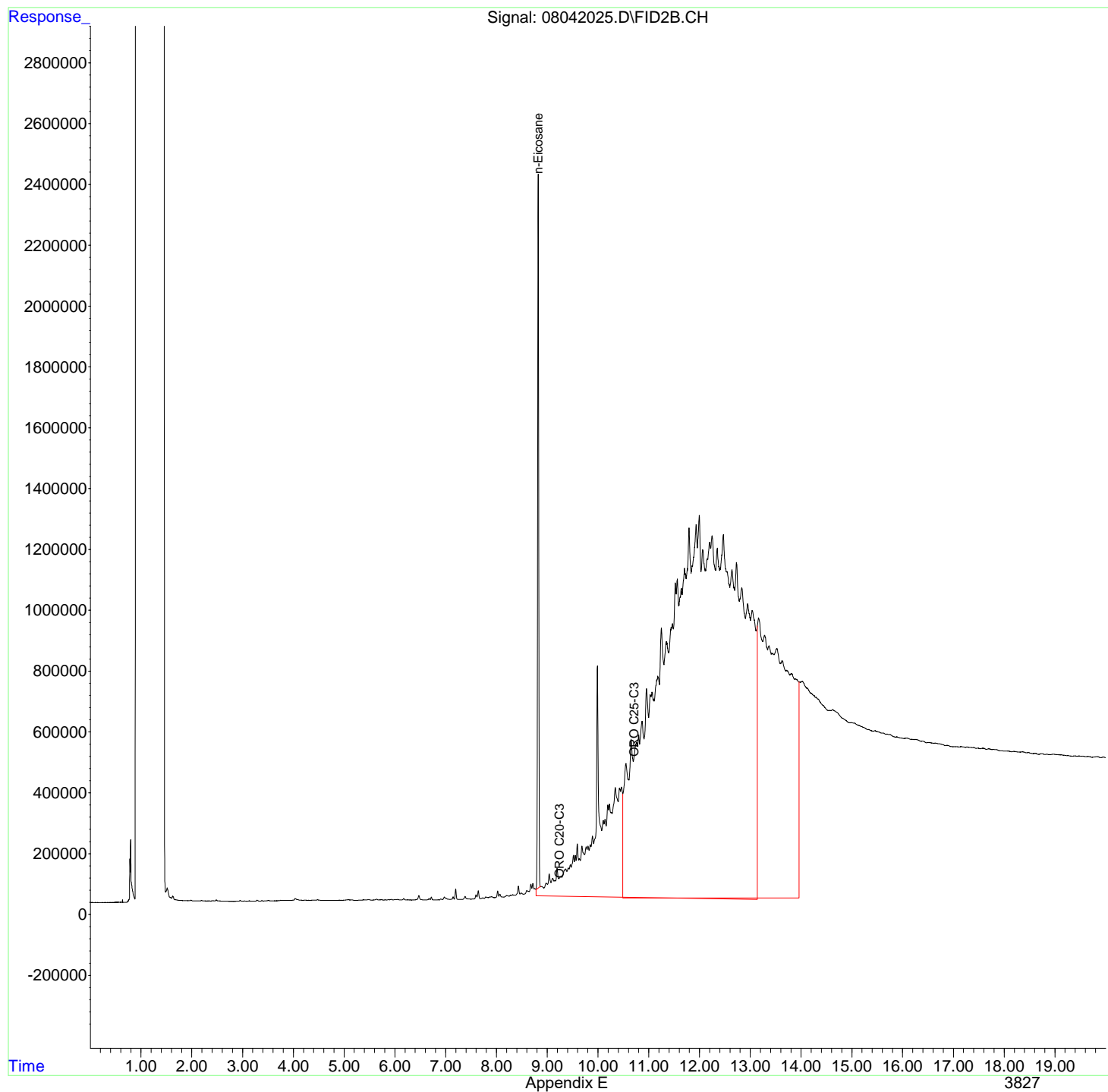
(f)=RT Delta > 1/2 Window

(m)=manual int.

Data Path : R:\2\DATA\080420\  
Data File : 08042025.D  
Signal(s) : FID2B.CH  
Acq On : 04 Aug 2020 8:34 pm  
Operator : GCSVOC-Dhiren shah  
Sample : CCV-ORO-080420A  
Misc :  
ALS Vial : 7 Sample Multiplier: 1

Integration File: EVENTS.E  
Quant Time: Aug 05 07:51:12 2020  
Quant Method : Z:\HPCHEM\2\METHODS\072920DRO-ORO.M  
Quant Title : DRO-ORO 09-09-15 DRO/ORO  
QLast Update : Wed Aug 05 07:50:11 2020  
Response via : Initial Calibration  
Integrator: ChemStation 6890 Scale Mode: Large solvent peaks clipped

Volume Inj. :  
Signal Phase :  
Signal Info :



Data Path : R:\2\DATA\080420\  
 Data File : 08042038.D  
 Signal(s) : FID2B.CH  
 Acq On : 05 Aug 2020 2:25 am  
 Operator : GCSVOC-Dhiren shah  
 Sample : CCB-080420B  
 Misc :  
 ALS Vial : 2 Sample Multiplier: 1

Integration File: EVENTS.E  
 Quant Time: Aug 05 07:54:36 2020  
 Quant Method : Z:\HPCHEM\2\METHODS\072920DRO-ORO.M  
 Quant Title : DRO-ORO 09-09-15 DRO/ORO  
 QLast Update : Thu Jul 30 08:38:45 2020  
 Response via : Initial Calibration  
 Integrator: ChemStation 6890 Scale Mode: Large solvent peaks clipped

Volume Inj. :  
 Signal Phase :  
 Signal Info :

Compound	R.T.	Response	Conc	Units
-----				
System Monitoring Compounds				
4) S n-Eicosane	8.817	40653281	16.227	ug/mL
8) S1 Squalene	11.550	33296427	15.091	ug/mLm
Target Compounds				
1) H DRO C10-C20	0.000	0	N.D.	ug/mL
2) H DRO C10-C25	0.000	0	N.D.	ug/mL
3) H DRO C10-C28	0.000	0	N.D.	ug/mL
5) H1 ORO C20-C34	0.000	0	N.D.	ug/mL
6) H1 ORO C25-C36	0.000	0	N.D.	ug/mL
7) H1 DRO C10-C36	0.000	0	N.D.	ug/mL
-----				

(f)=RT Delta > 1/2 Window

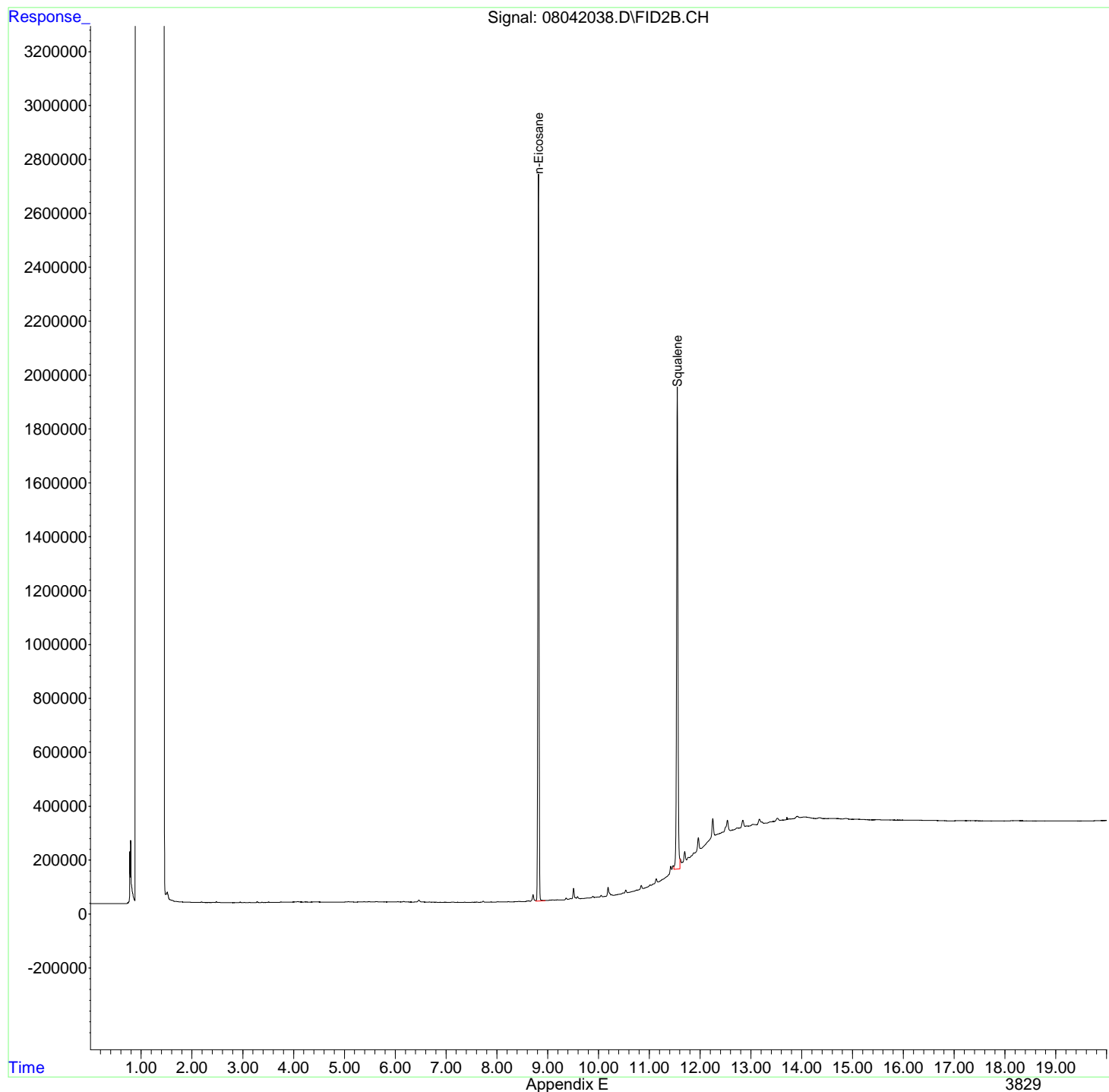
(m)=manual int.



Data Path : R:\2\DATA\080420\  
Data File : 08042038.D  
Signal(s) : FID2B.CH  
Acq On : 05 Aug 2020 2:25 am  
Operator : GCSVOC-Dhiren shah  
Sample : CCB-080420B  
Misc :  
ALS Vial : 2 Sample Multiplier: 1

Integration File: EVENTS.E  
Quant Time: Aug 05 07:54:36 2020  
Quant Method : Z:\HPCHEM\2\METHODS\072920DRO-ORO.M  
Quant Title : DRO-ORO 09-09-15 DRO/ORO  
QLast Update : Thu Jul 30 08:38:45 2020  
Response via : Initial Calibration  
Integrator: ChemStation 6890 Scale Mode: Large solvent peaks clipped

Volume Inj. :  
Signal Phase :  
Signal Info :



Data Path : R:\2\DATA\080420\  
 Data File : 08042039.D  
 Signal(s) : FID2B.CH  
 Acq On : 05 Aug 2020 2:52 am  
 Operator : GCSVOC-Dhiren shah  
 Sample : CCV-DRO-080420B  
 Misc :  
 ALS Vial : 4 Sample Multiplier: 1

Integration File: EVENTS.E  
 Quant Time: Aug 05 07:53:49 2020  
 Quant Method : Z:\HPCHEM\2\METHODS\072920DRO-ORO.M  
 Quant Title : DRO-ORO 09-09-15 DRO/ORO  
 QLast Update : Thu Jul 30 08:38:45 2020  
 Response via : Initial Calibration  
 Integrator: ChemStation 6890 Scale Mode: Large solvent peaks clipped

Volume Inj. :  
 Signal Phase :  
 Signal Info :

Min. RRF : 0.000 Min. Rel. Area : 50% Max. R.T. Dev 0.50min  
 Max. RRF Dev : 15% Max. Rel. Area : 150%

	Compound	Amount	Calc.	%Dev	Area%	Dev (Min)
1 H	DRO C10-C20	1000.000	1187.434	-18.7#	0	0.00
2 H	DRO C10-C25	1000.000	1161.930	-16.2#	0	0.00
3 H	DRO C10-C28	1000.000	1121.790	-12.2	0	0.00
5 H1	ORO C20-C34	1000.000	-162.387	116.2#	0	-9.23#
6 H1	ORO C25-C36	1000.000	-210.018	121.0#	0	-10.70#
7 H1	DRO C10-C36	1000.000	1156.539	-15.7#	0	0.00
8 S1	Squalene	20.000	18.214	8.9	0	0.00

Evaluate Continuing Calibration Report - Not Found

4 S	n-Eicosane	10.000	0.000	100.0#	0	-8.83#
5 H1	ORO C20-C34	1000.000	-162.387	116.2#	0	-9.23#
6 H1	ORO C25-C36	1000.000	-210.018	121.0#	0	-10.70#

(#) = Out of Range

SPCC's out = 0 CCC's out = 0

Data Path : R:\2\DATA\080420\  
 Data File : 08042039.D  
 Signal(s) : FID2B.CH  
 Acq On : 05 Aug 2020 2:52 am  
 Operator : GCSVOC-Dhiren shah  
 Sample : CCV-DRO-080420B  
 Misc :  
 ALS Vial : 4 Sample Multiplier: 1

Integration File: EVENTS.E  
 Quant Time: Aug 05 07:53:49 2020  
 Quant Method : Z:\HPCHEM\2\METHODS\072920DRO-ORO.M  
 Quant Title : DRO-ORO 09-09-15 DRO/ORO  
 QLast Update : Thu Jul 30 08:38:45 2020  
 Response via : Initial Calibration  
 Integrator: ChemStation 6890 Scale Mode: Large solvent peaks clipped

Volume Inj. :  
 Signal Phase :  
 Signal Info :

Compound	R.T.	Response	Conc	Units
-----				
System Monitoring Compounds				
4) S n-Eicosane	0.000	0	N.D.	ug/mL
8) S1 Squalene	11.552	40186976	18.214	ug/mLm
Target Compounds				
1) H DRO C10-C20	5.050	2359468328	1187.434	ug/mLm
2) H DRO C10-C25	5.150	2618144985	1161.930	ug/mLm
3) H DRO C10-C28	6.850	2529189486	1121.790	ug/mLm
5) H1 ORO C20-C34	0.000	0	N.D.	ug/mL
6) H1 ORO C25-C36	0.000	0	N.D.	ug/mL
7) H1 DRO C10-C36	8.400	2851802637	1156.539	ug/mL
-----				

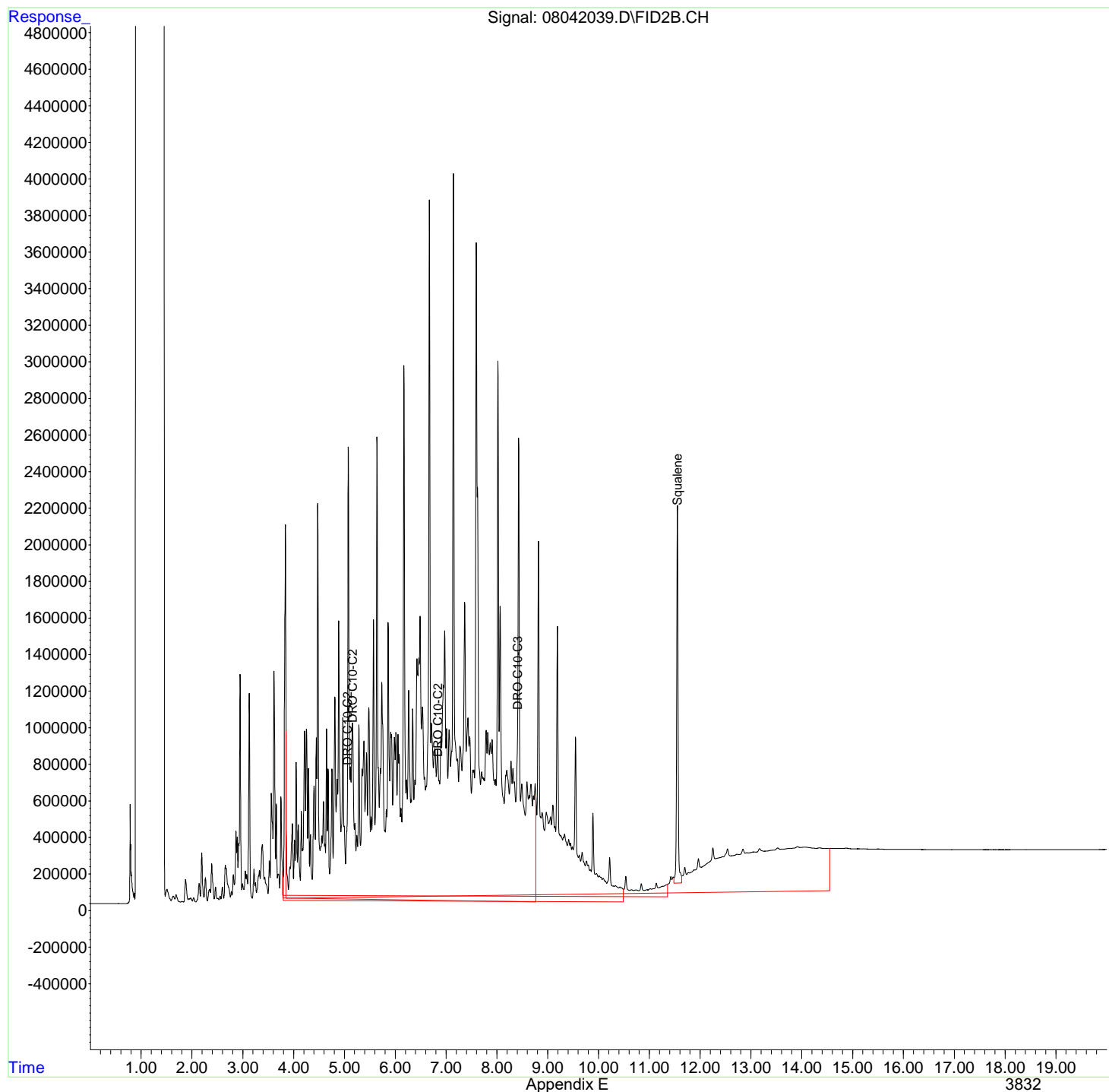
(f)=RT Delta > 1/2 Window

(m)=manual int.

Data Path : R:\2\DATA\080420\  
Data File : 08042039.D  
Signal(s) : FID2B.CH  
Acq On : 05 Aug 2020 2:52 am  
Operator : GCSVOC-Dhiren shah  
Sample : CCV-DRO-080420B  
Misc :  
ALS Vial : 4 Sample Multiplier: 1

Integration File: EVENTS.E  
Quant Time: Aug 05 07:53:49 2020  
Quant Method : Z:\HPCHEM\2\METHODS\072920DRO-ORO.M  
Quant Title : DRO-ORO 09-09-15 DRO/ORO  
QLast Update : Thu Jul 30 08:38:45 2020  
Response via : Initial Calibration  
Integrator: ChemStation 6890 Scale Mode: Large solvent peaks clipped

Volume Inj. :  
Signal Phase :  
Signal Info :



Data Path : R:\2\DATA\080420\  
 Data File : 08042040.D  
 Signal(s) : FID2B.CH  
 Acq On : 05 Aug 2020 3:18 am  
 Operator : GCSVOC-Dhiren shah  
 Sample : CCV-ORO-080420B  
 Misc :  
 ALS Vial : 7 Sample Multiplier: 1

Integration File: EVENTS.E  
 Quant Time: Aug 05 07:52:39 2020  
 Quant Method : Z:\HPCHEM\2\METHODS\072920DRO-ORO.M  
 Quant Title : DRO-ORO 09-09-15 DRO/ORO  
 QLast Update : Wed Aug 05 07:50:11 2020  
 Response via : Initial Calibration  
 Integrator: ChemStation 6890 Scale Mode: Large solvent peaks clipped

Volume Inj. :  
 Signal Phase :  
 Signal Info :

Min. RRF : 0.000 Min. Rel. Area : 50% Max. R.T. Dev 0.50min  
 Max. RRF Dev : 15% Max. Rel. Area : 150%

	Compound	Amount	Calc.	%Dev	Area%	Dev (Min)
1 H	DRO C10-C20	1000.000	-21.699	102.2#	0	-5.05#
2 H	DRO C10-C25	1000.000	-27.935	102.8#	0	-5.15#
3 H	DRO C10-C28	1000.000	-42.774	104.3#	0	-6.85#
4 S	n-Eicosane	10.000	12.130	-21.3#	0	-0.01
5 H1	ORO C20-C34	1000.000	898.925	10.1	0	0.00
6 H1	ORO C25-C36	1000.000	835.026	16.5#	0	0.00
7 H1	DRO C10-C36	1000.000	-145.872	114.6#	0	-8.40#

Evaluate Continuing Calibration Report - Not Found

8 S1	Squalene	20.000	0.000	100.0#	0	-11.56#
------	----------	--------	-------	--------	---	---------

(#) = Out of Range

SPCC's out = 0 CCC's out = 0

Data Path : R:\2\DATA\080420\  
 Data File : 08042040.D  
 Signal(s) : FID2B.CH  
 Acq On : 05 Aug 2020 3:18 am  
 Operator : GCSVOC-Dhiren shah  
 Sample : CCV-ORO-080420B  
 Misc :  
 ALS Vial : 7 Sample Multiplier: 1

Integration File: EVENTS.E  
 Quant Time: Aug 05 07:52:39 2020  
 Quant Method : Z:\HPCHEM\2\METHODS\072920DRO-ORO.M  
 Quant Title : DRO-ORO 09-09-15 DRO/ORO  
 QLast Update : Wed Aug 05 07:50:11 2020  
 Response via : Initial Calibration  
 Integrator: ChemStation 6890 Scale Mode: Large solvent peaks clipped

Volume Inj. :  
 Signal Phase :  
 Signal Info :

Compound	R.T.	Response	Conc Units
-----			
System Monitoring Compounds			
4) S n-Eicosane	8.817	32497566	12.130 ug/mLm
8) S1 Squalene	0.000	0	N.D. ug/mL
Target Compounds			
1) H DRO C10-C20	0.000	0	N.D. ug/mL
2) H DRO C10-C25	0.000	0	N.D. ug/mL
3) H DRO C10-C28	0.000	0	N.D. ug/mL
5) H1 ORO C20-C34	9.230	1372351732	898.925 ug/mLm
6) H1 ORO C25-C36	10.700	1549260574	835.026 ug/mLm
7) H1 DRO C10-C36	0.000	0	N.D. ug/mL
-----			

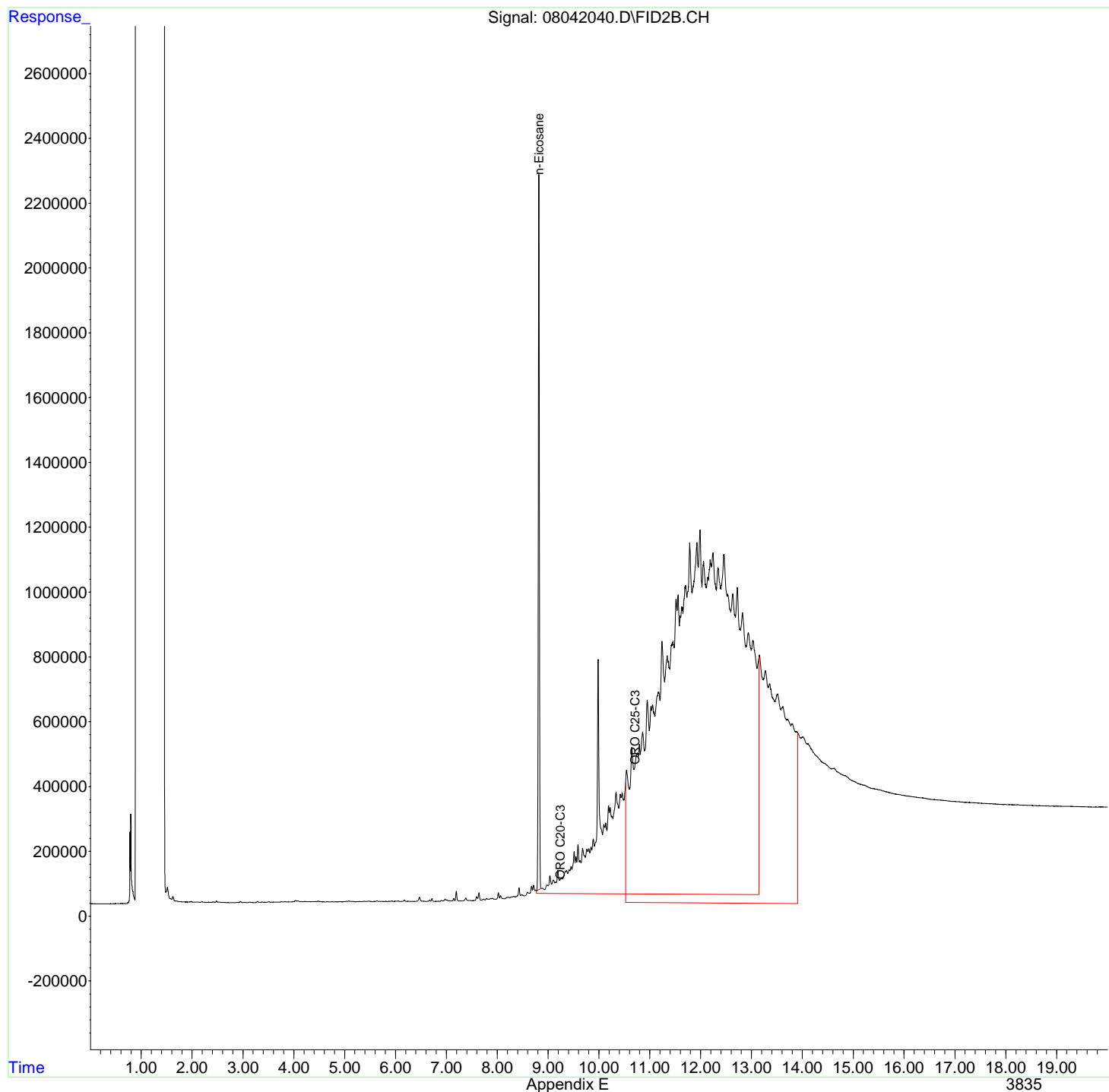
(f)=RT Delta > 1/2 Window

(m)=manual int.

Data Path : R:\2\DATA\080420\  
Data File : 08042040.D  
Signal(s) : FID2B.CH  
Acq On : 05 Aug 2020 3:18 am  
Operator : GCSVOC-Dhiren shah  
Sample : CCV-ORO-080420B  
Misc :  
ALS Vial : 7 Sample Multiplier: 1

Integration File: EVENTS.E  
Quant Time: Aug 05 07:52:39 2020  
Quant Method : Z:\HPCHEM\2\METHODS\072920DRO-ORO.M  
Quant Title : DRO-ORO 09-09-15 DRO/ORO  
QLast Update : Wed Aug 05 07:50:11 2020  
Response via : Initial Calibration  
Integrator: ChemStation 6890 Scale Mode: Large solvent peaks clipped

Volume Inj. :  
Signal Phase :  
Signal Info :



Data Directory: R:\2\DATA\022820\

SampleName	MiscInfo	Vial	Multiplier	Injection Time
1) 0228200A.D PRIME		100	1.000	28 Feb 2020 7:38 am
2) 0228200B.D PRIME		100	1.000	28 Feb 2020 8:05 am
3) 0228202C.D PRIME		100	1.000	28 Feb 2020 8:32 am
4) 02282001.D RTX-022820		1	1.000	28 Feb 2020 8:59 am
5) 02282002.D ICB-022820		2	1.000	28 Feb 2020 9:26 am
6) 02282003.D ICAL1-DRO-022820		3	1.000	28 Feb 2020 9:53 am
7) 02282004.D ICAL2-DRO-022820		4	1.000	28 Feb 2020 10:21 am
8) 02282005.D ICAL3-DRO-022820		5	1.000	28 Feb 2020 10:48 am
9) 02282006.D ICAL4-DRO-022820		6	1.000	28 Feb 2020 11:15 am
10) 02282007.D ICAL5-DRO-022820		7	1.000	28 Feb 2020 11:42 am
11) 02282008.D ICAL6-DRO-022820		8	1.000	28 Feb 2020 12:09 pm
12) 02282009.D ICV-DRO-022820		9	1.000	28 Feb 2020 12:37 pm
13) 02282010.D ICAL1-ORO-022820		10	1.000	28 Feb 2020 1:04 pm
14) 02282011.D ICAL2-ORO-022820		11	1.000	28 Feb 2020 1:31 pm
15) 02282012.D ICAL3-ORO-022820		12	1.000	28 Feb 2020 1:58 pm
16) 02282013.D ICAL4-ORO-022820		13	1.000	28 Feb 2020 2:26 pm
17) 02282014.D ICAL5-ORO-022820		14	1.000	28 Feb 2020 2:53 pm
18) 02282015.D ICAL6-ORO-022820		15	1.000	28 Feb 2020 3:20 pm
19) 02282016.D ICV-ORO-022820	Data not used	16	1.000	28 Feb 2020 3:47 pm
20) 02282017.D MB-51084	Data not used	17	1.000	28 Feb 2020 4:15 pm
21) 02282019.D ICV-ORO-022820		16	1.000	28 Feb 2020 4:42 pm



22) 02282020.D MB-51084		17	1.000	28 Feb 2020	5:10 pm
23) 02282021.D LOQ-51084		18	1.000	28 Feb 2020	5:37 pm
24) 02282022.D LOD-51084	Aqueous	19	1.000	28 Feb 2020	6:04 pm
25) 02282023.D IDMP-1	Aqueous	20	1.000	28 Feb 2020	6:31 pm
26) 02282024.D IDMP-2	Aqueous	21	1.000	28 Feb 2020	6:59 pm
27) 02282025.D IDMP-3	Aqueous	22	1.000	28 Feb 2020	7:26 pm
28) 02282026.D IDMP-4	Aqueous	23	1.000	28 Feb 2020	7:53 pm
29) 02282027.D MB-5117		24	1.000	28 Feb 2020	8:20 pm
30) 02282028.D LOQ		25	1.000	28 Feb 2020	8:48 pm
31) 02282029.D IDMP-1-GDI		26	1.000	28 Feb 2020	9:15 pm
32) 02282030.D IDMP-2-GDI		27	1.000	28 Feb 2020	9:42 pm
33) 02282031.D IDMP-3-GDI		28	1.000	28 Feb 2020	10:09 pm
34) 02282032.D IDMP-4-GDI		29	1.000	28 Feb 2020	10:37 pm
35) 02282033.D CCB-022820-1		2	1.000	28 Feb 2020	11:04 pm
36) 02282034.D CCV-DRO-022820-1		30	1.000	28 Feb 2020	11:31 pm
37) 02282035.D CCV-ORO-022820-1		31	1.000	28 Feb 2020	11:58 pm

Method Path : Z:\HPCHEM\2\METHODS\  
 Method File : 022820DRO-ORO.M  
 Title : DRO-ORO 09-09-15 DRO/ORO  
 Last Update : Fri Feb 28 16:32:12 2020  
 Response Via : Initial Calibration

## Calibration Files

1	=02282010.D	2	=02282011.D	3	=02282012.D
4	=02282013.D	5	=02282014.D	6	=02282015.D

Compound			1	2	3	4	5	6	Avg	%RSD
1)	H	DRO C10-C20	1.824	1.661	1.609	1.551	1.489	1.486	1.603	E6 7.96
2)	H	DRO C10-C25	2.233	1.821	1.745	1.728	1.767	1.732	1.838	E6 10.69
3)	H	DRO C10-C28	2.507	1.949	1.778	1.770	1.842	1.755	1.933	E6 14.99
4)	S	n-Eicosane	2.347	2.245	1.683	1.969	1.916	1.888	2.008	E6 12.22
5)	H1	ORO C20-C34	1.707	1.272	1.012	1.145	1.072	1.103	1.219	E6 20.90
6)	H1	ORO C25-C36	2.095	1.550	1.215	1.354	1.274	1.317	1.468	E6 22.35
7)	H1	DRO C10-C36	1.372	2.962	2.196	1.960	1.806	1.742	2.006	E6 26.98
8)	S1	Squalene	2.162	1.892	1.534	1.584	1.631	1.646	1.742	E6 13.81

(#) = Out of Range ### Number of calibration levels exceeded format ###

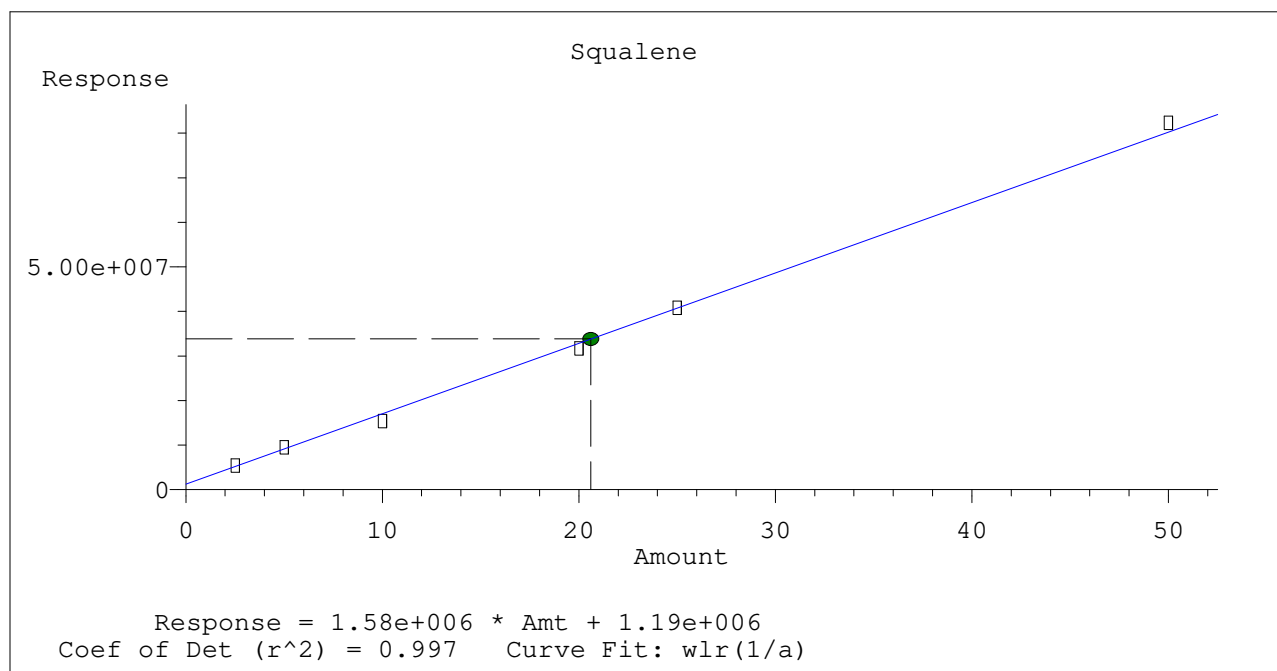
Method Path : Z:\HPCHEM\2\METHODS\  
Method File : 022820DRO-ORO.M  
Title : DRO-ORO 09-09-15 DRO/ORO  
Last Update : Fri Feb 28 16:32:12 2020  
Response Via : Initial Calibration

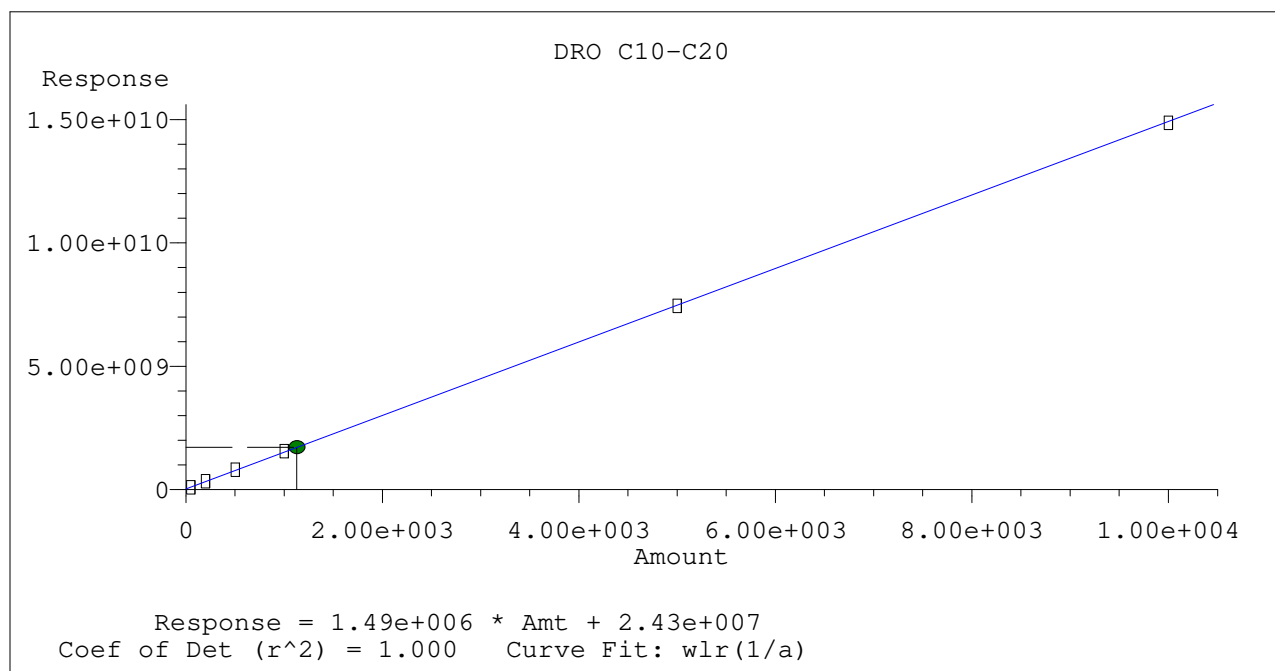
Total Cpnds : 8

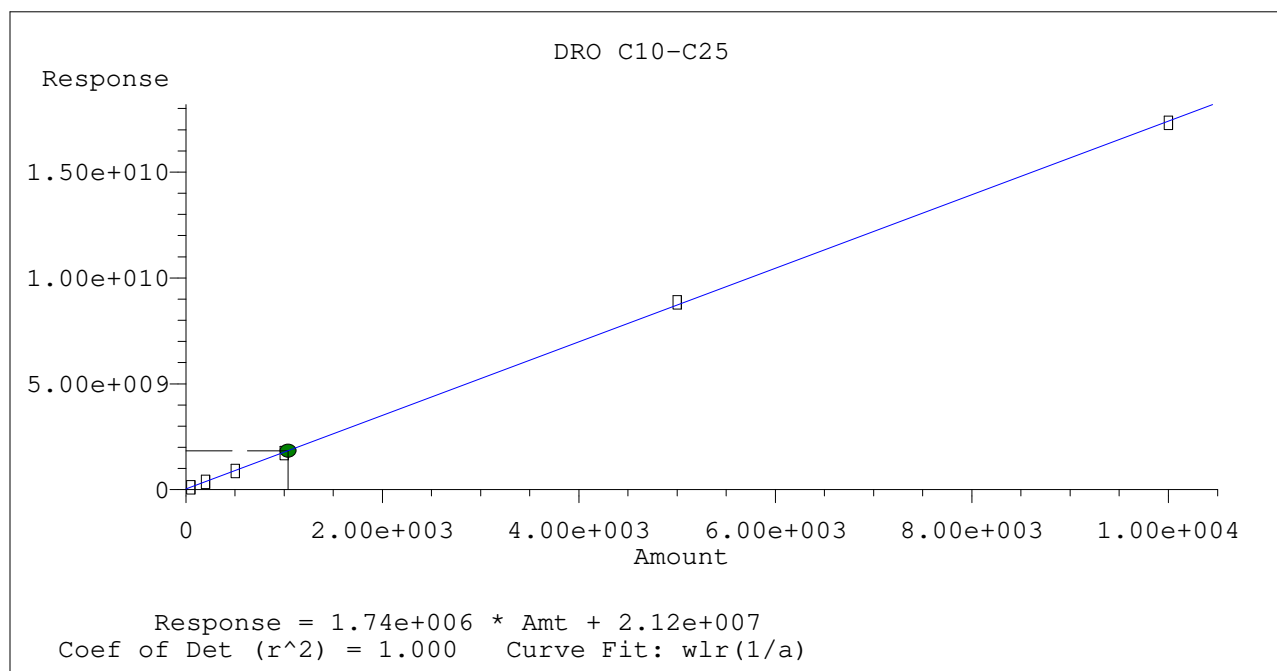
PK#		Compound Name	Exp_RT	Rel_RT	Cal	A/H	ID
1	H	DRO C10-C20	5.050	1.000	L	A	R
2	H	DRO C10-C25	5.150	1.000	L	A	R
3	H	DRO C10-C28	6.850	1.000	L	A	R
4	S	n-Eicosane	8.830	1.000	L	A	R
5	H1	ORO C20-C34	9.230	1.000	L	A	R
6	H1	ORO C25-C36	10.700	1.000	L	A	R
7	H1	DRO C10-C36	8.400	1.000	L	A	R
8	S	Squalene	11.558	1.000	L	A	R

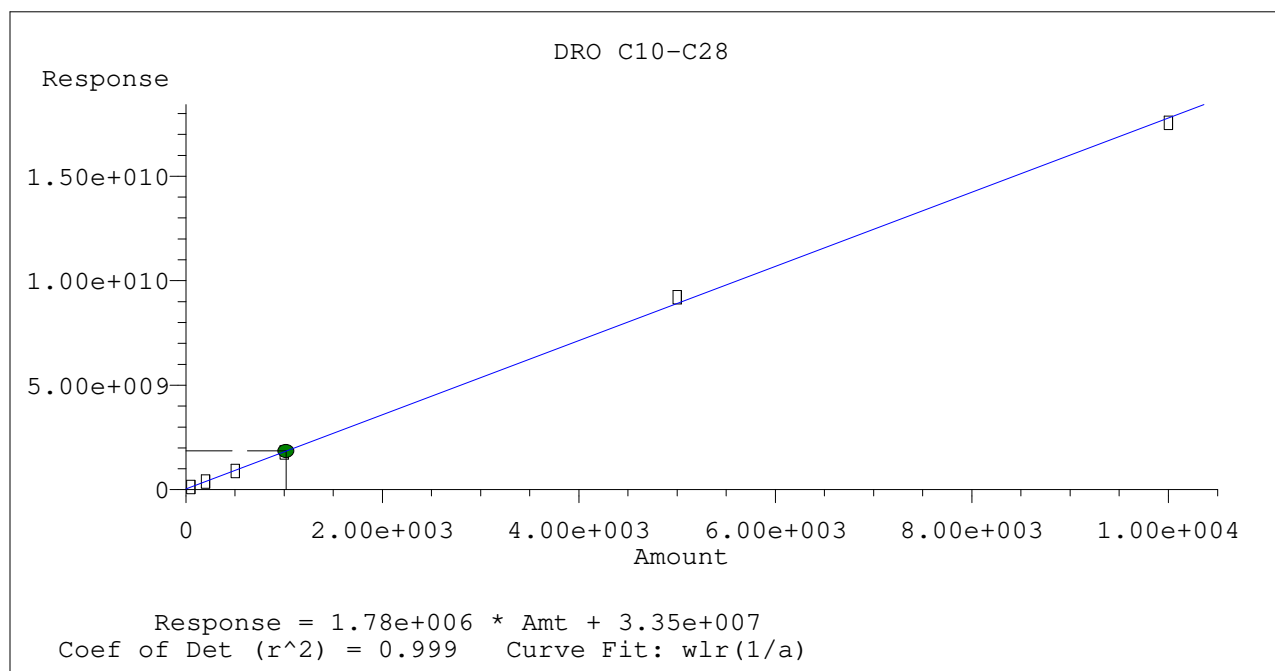
Cal A = Average L = Linear LO = Linear w/origin Q = Quad QO = Quad w/origin  
A/H = Area or Height  
ID R = R.T. B = R.T. & Q Q = Qvalue L = Largest A = All

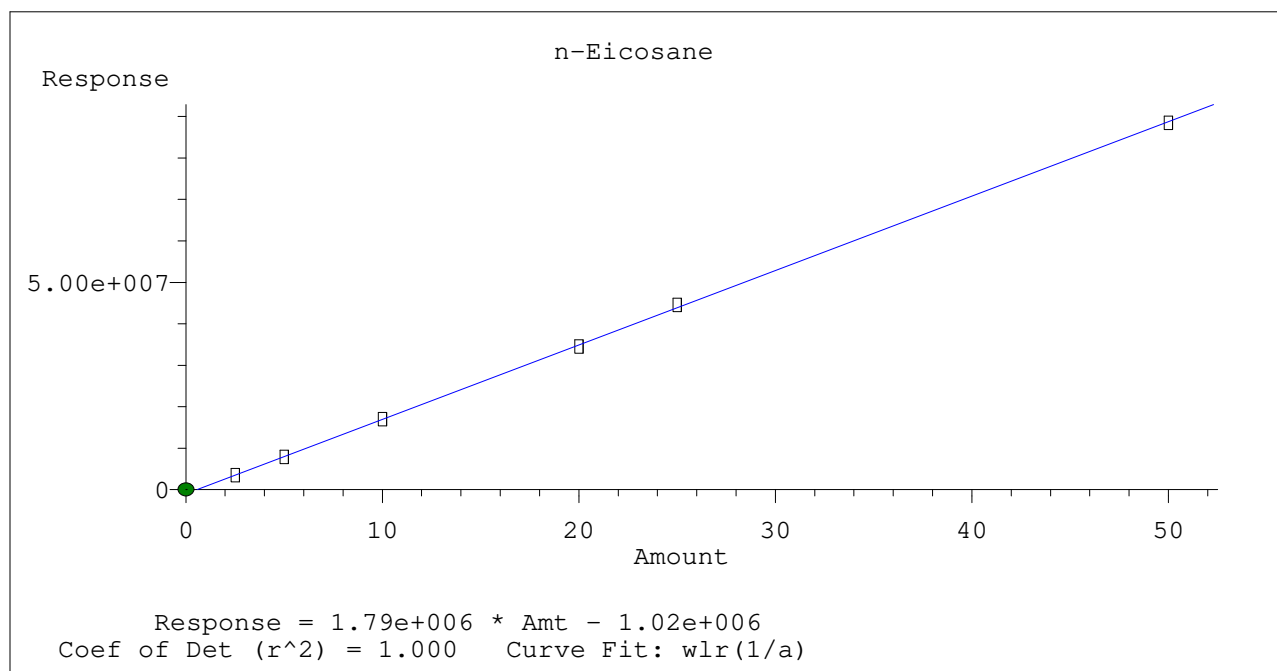
022820DRO-ORO.M Mon Mar 02 17:29:04 2020



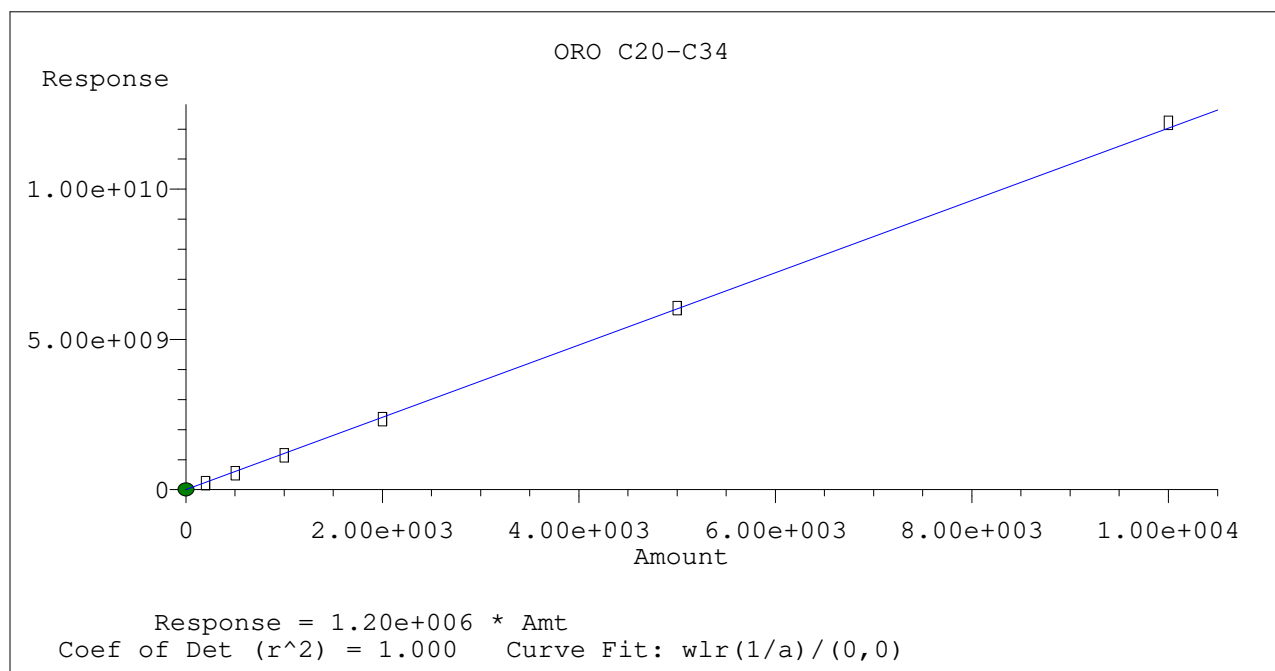


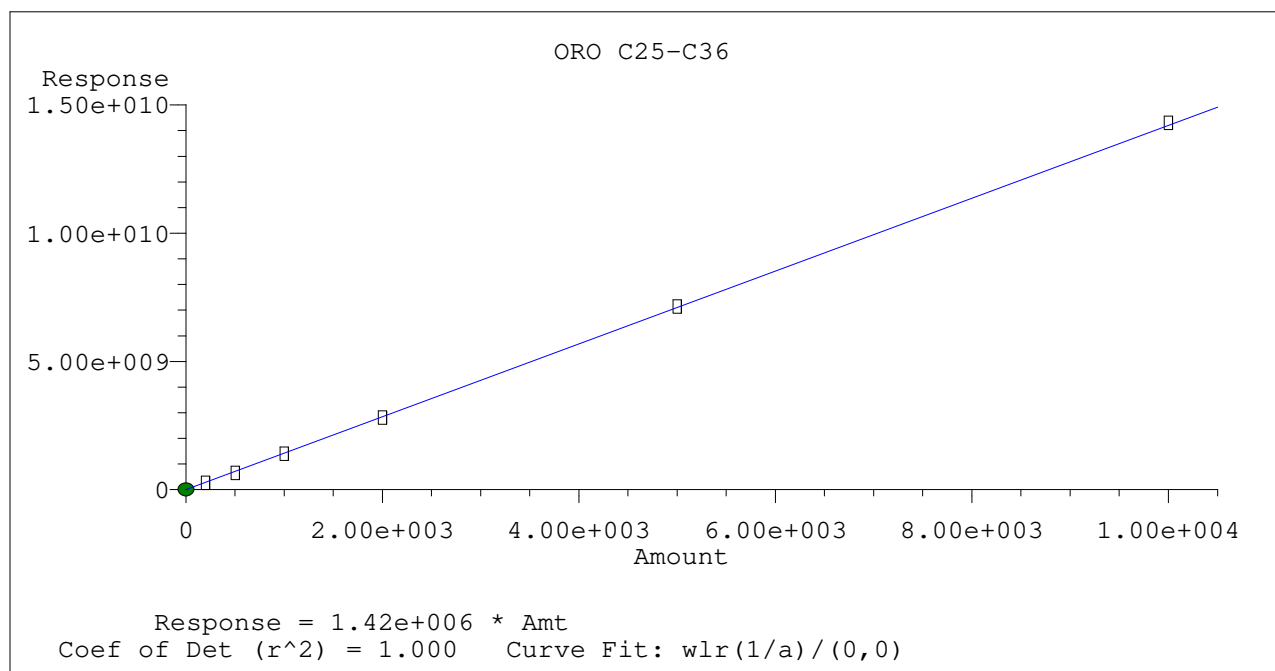


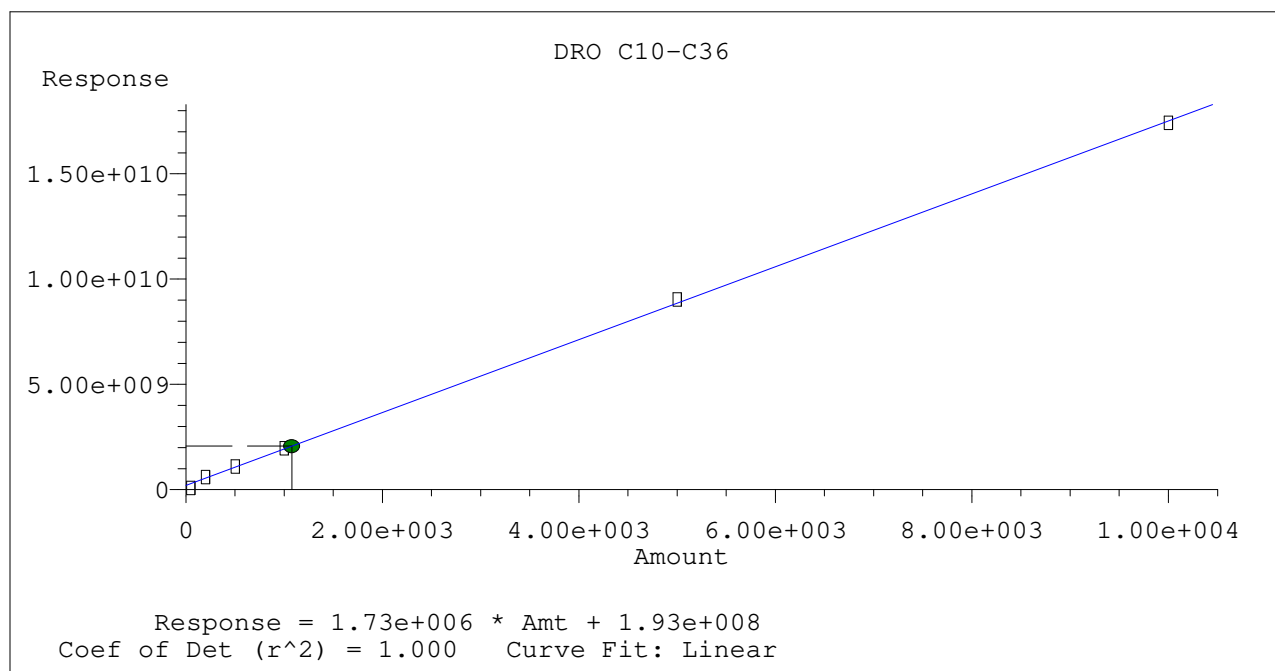












Data Path : R:\2\DATA\022820\  
 Data File : 02282001.D  
 Signal(s) : FID2B.CH  
 Acq On : 28 Feb 2020 8:59 am  
 Operator : GCSVOC-Dhiren  
 Sample : RTX-022820  
 Misc :  
 ALS Vial : 1 Sample Multiplier: 1

Integration File: EVENTS.E  
 Quant Time: Feb 28 09:50:10 2020  
 Quant Method : Z:\HPCHEM\2\METHODS\C10-40.M  
 Quant Title : Retention Time C8-40  
 QLast Update : Wed Dec 18 10:37:38 2019  
 Response via : Initial Calibration  
 Integrator: ChemStation 6890 Scale Mode: Large solvent peaks clipped

Volume Inj. :  
 Signal Phase :  
 Signal Info :

Compound	R.T.	Response	Conc Units
-----			
Target Compounds			
1) C8	2.382	153832485	1.879 ug/mL
2) C10	3.831	156981147	132.477 ug/mL
3) C12	5.088	157405133	136.657 ug/mL
4) C14	6.183	158072928	139.355 ug/mL
5) C16	7.157	158828403	142.913 ug/mL
6) C18	8.033	159642392	144.651 ug/mL
7) C20	8.829	158967012	143.667 ug/mL
8) C22	9.558	159247042	141.173 ug/mL
9) C24	10.229	157662884	136.112 ug/mL
10) C25	10.546	170203840	163.620 ug/mL
11) C26	10.850	159537253	133.438 ug/mL
12) C28	11.427	161105958	129.786 ug/mL
13) C30	11.971	162040549	130.474 ug/mL
14) C32	12.545	154599120	129.954 ug/mL
15) C34	13.177	143418354	129.685 ug/mL
16) C36	13.927	125477601	136.129 ug/mL
17) C38	14.900	104811602	148.895 ug/mL
18) C40	16.292	98251122	191.340 ug/mL
-----			

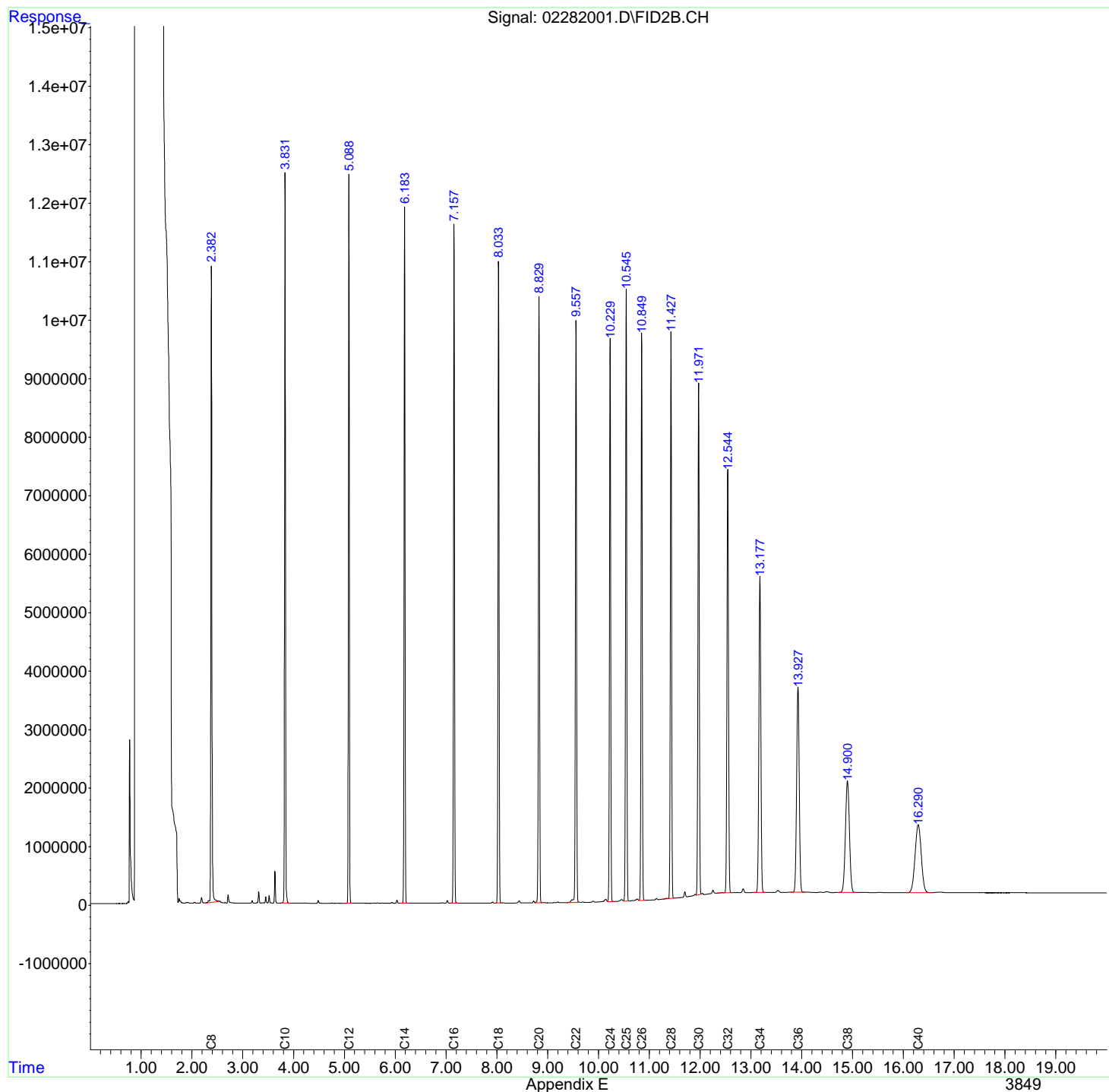
(f)=RT Delta > 1/2 Window

(m)=manual int.

Data Path : R:\2\DATA\022820\  
Data File : 02282001.D  
Signal(s) : FID2B.CH  
Acq On : 28 Feb 2020 8:59 am  
Operator : GCSVOC-Dhiren  
Sample : RTX-022820  
Misc :  
ALS Vial : 1 Sample Multiplier: 1

Integration File: EVENTS.E  
Quant Time: Feb 28 09:50:10 2020  
Quant Method : Z:\HPCHEM\2\METHODS\C10-40.M  
Quant Title : Rentention Time C8-40  
QLast Update : Wed Dec 18 10:37:38 2019  
Response via : Initial Calibration  
Integrator: ChemStation 6890 Scale Mode: Large solvent peaks clipped

Volume Inj. :  
Signal Phase :  
Signal Info :



Data Path : R:\2\DATA\022820\  
 Data File : 02282002.D  
 Signal(s) : FID2B.CH  
 Acq On : 28 Feb 2020 9:26 am  
 Operator : GCSVOC-Dhiren  
 Sample : ICB-022820  
 Misc :  
 ALS Vial : 2 Sample Multiplier: 1

Integration File: EVENTS.E  
 Quant Time: Feb 28 17:01:14 2020  
 Quant Method : Z:\HPCHEM\2\METHODS\022820DRO-ORO.M  
 Quant Title : DRO-ORO 09-09-15 DRO/ORO  
 QLast Update : Fri Feb 28 16:32:12 2020  
 Response via : Initial Calibration  
 Integrator: ChemStation 6890 Scale Mode: Large solvent peaks clipped

Volume Inj. :  
 Signal Phase :  
 Signal Info :

Compound	R.T.	Response	Conc	Units
-----				
System Monitoring Compounds				
4) S n-Eicosane	8.829	31364547	16.290	ug/mLm
8) S1 Squalene	11.557	23712200	14.249	ug/mLm
Target Compounds				
1) H DRO C10-C20	0.000	0	N.D.	ug/mL
2) H DRO C10-C25	0.000	0	N.D.	ug/mL
3) H DRO C10-C28	0.000	0	N.D.	ug/mL
5) H1 ORO C20-C34	0.000	0	N.D.	ug/mL
6) H1 ORO C25-C36	0.000	0	N.D.	ug/mL
7) H1 DRO C10-C36	0.000	0	N.D.	ug/mL
-----				

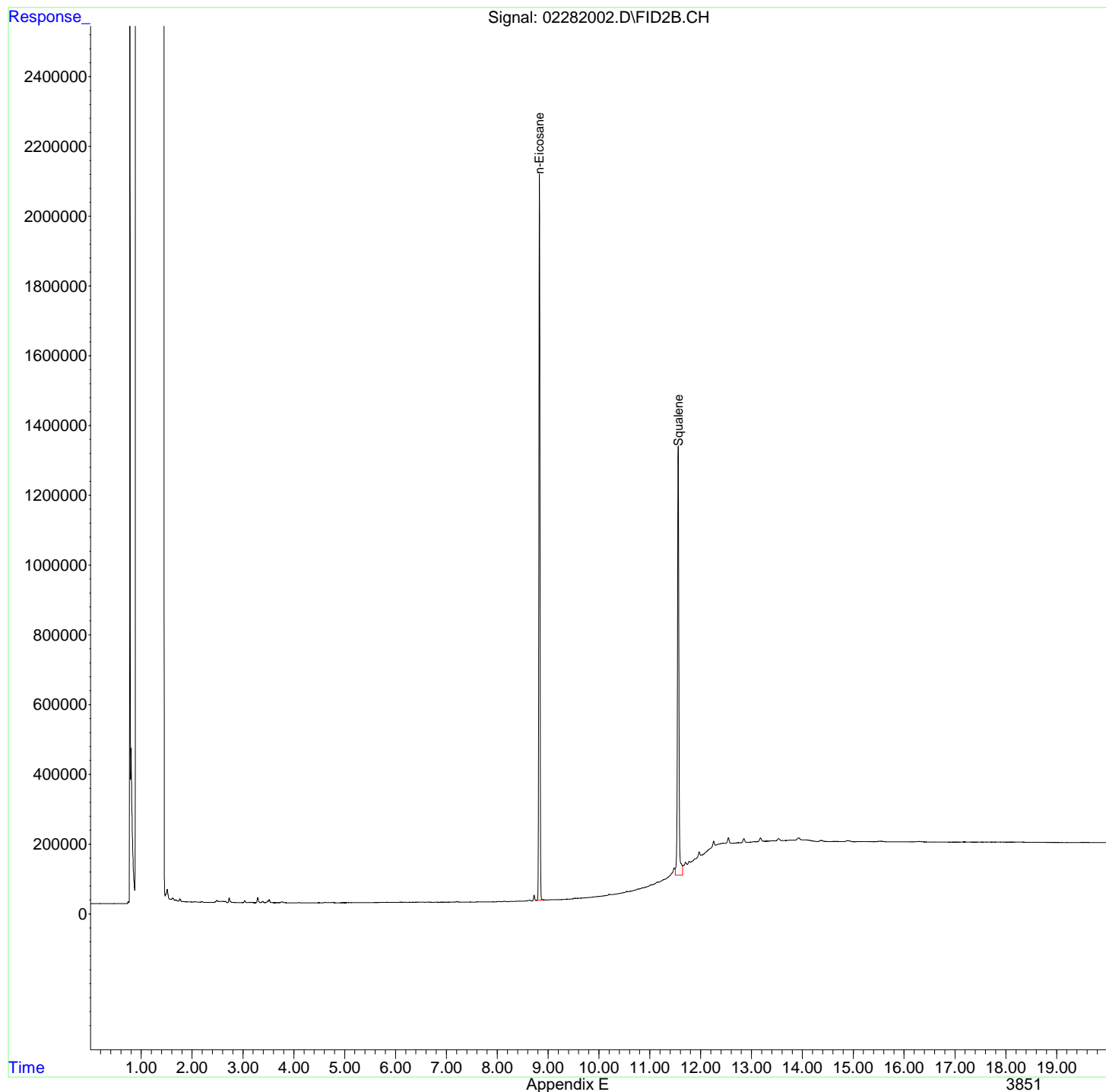
(f)=RT Delta > 1/2 Window

(m)=manual int.

Data Path : R:\2\DATA\022820\  
Data File : 02282002.D  
Signal(s) : FID2B.CH  
Acq On : 28 Feb 2020 9:26 am  
Operator : GCSVOC-Dhiren  
Sample : ICB-022820  
Misc :  
ALS Vial : 2 Sample Multiplier: 1

Integration File: EVENTS.E  
Quant Time: Feb 28 17:01:14 2020  
Quant Method : Z:\HPCHEM\2\METHODS\022820DRO-ORO.M  
Quant Title : DRO-ORO 09-09-15 DRO/ORO  
QLast Update : Fri Feb 28 16:32:12 2020  
Response via : Initial Calibration  
Integrator: ChemStation 6890 Scale Mode: Large solvent peaks clipped

Volume Inj. :  
Signal Phase :  
Signal Info :



Data Path : R:\2\DATA\022820\  
 Data File : 02282003.D  
 Signal(s) : FID2B.CH  
 Acq On : 28 Feb 2020 9:53 am  
 Operator : GCSVOC-Dhiren  
 Sample : ICAL1-DRO-022820  
 Misc :  
 ALS Vial : 3 Sample Multiplier: 1

Integration File: EVENTS.E  
 Quant Time: Feb 28 13:15:56 2020  
 Quant Method : Z:\HPCHEM\2\METHODS\022820DRO-ORO.M  
 Quant Title : DRO-ORO 09-09-15 DRO/ORO  
 QLast Update : Fri Feb 28 13:14:44 2020  
 Response via : Initial Calibration  
 Integrator: ChemStation 6890 Scale Mode: Large solvent peaks clipped

Volume Inj. :  
 Signal Phase :  
 Signal Info :

Compound	R.T.	Response	Conc	Units
-----				
System Monitoring Compounds				
4) S n-Eicosane	0.000	0	N.D.	ug/mL
8) S1 Squalene	11.559	5406215	3.662	ug/mLm
Target Compounds				
1) H DRO C10-C20	5.050	91182835	60.956	ug/mLm
2) H DRO C10-C25	5.150	111642630	64.056	ug/mLm
3) H DRO C10-C28	6.850	125327811	70.256	ug/mLm
5) H1 ORO C20-C34	0.000	0	N.D.	ug/mL
6) H1 ORO C25-C36	0.000	0	N.D.	ug/mL
7) H1 DRO C10-C36	0.000	0	N.D.	ug/mL
-----				

(f)=RT Delta > 1/2 Window

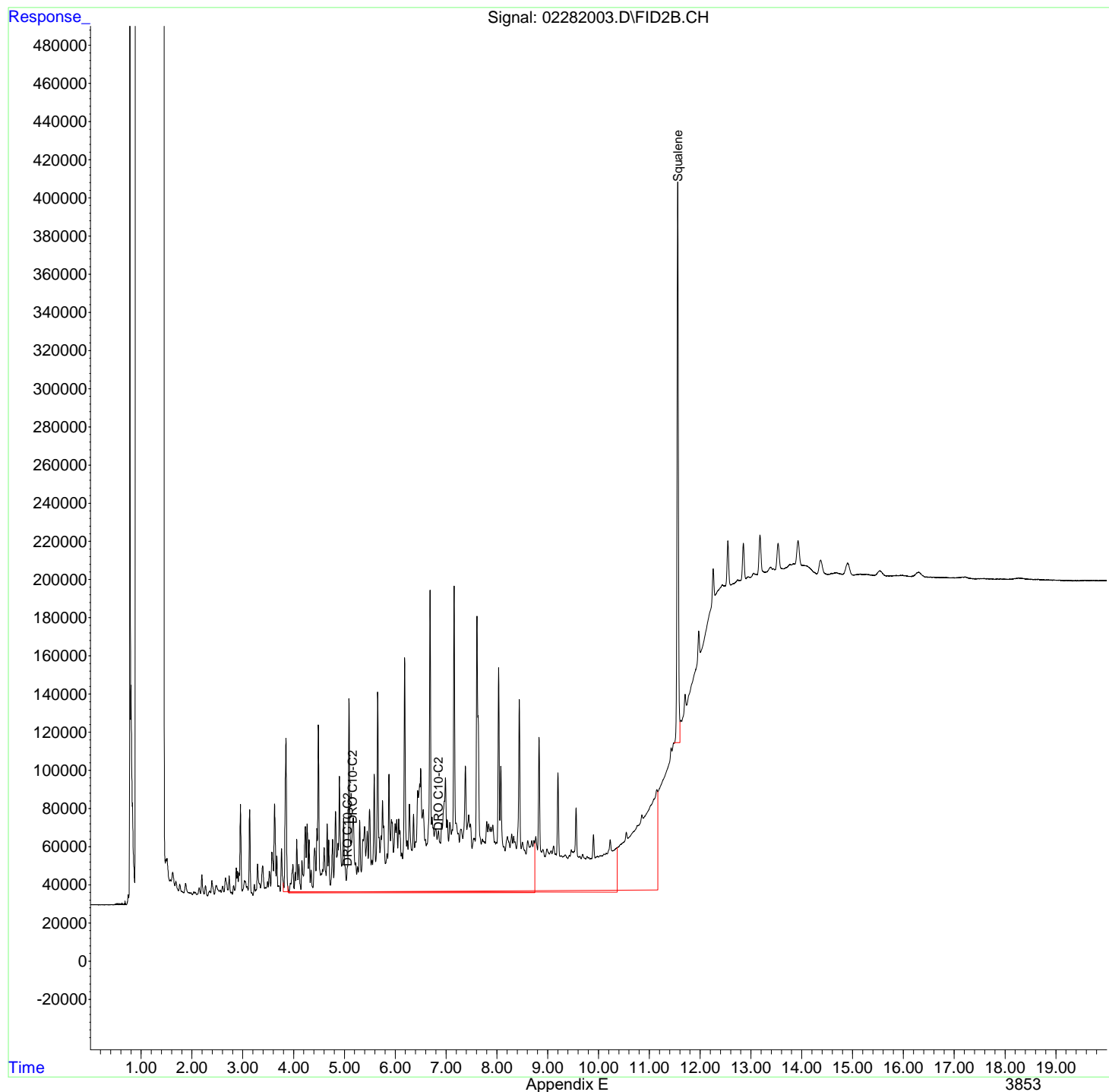
(m)=manual int.



Data Path : R:\2\DATA\022820\  
Data File : 02282003.D  
Signal(s) : FID2B.CH  
Acq On : 28 Feb 2020 9:53 am  
Operator : GCSVOC-Dhiren  
Sample : ICAL1-DRO-022820  
Misc :  
ALS Vial : 3 Sample Multiplier: 1

Integration File: EVENTS.E  
Quant Time: Feb 28 13:15:56 2020  
Quant Method : Z:\HPCHEM\2\METHODS\022820DRO-ORO.M  
Quant Title : DRO-ORO 09-09-15 DRO/ORO  
QLast Update : Fri Feb 28 13:14:44 2020  
Response via : Initial Calibration  
Integrator: ChemStation 6890 Scale Mode: Large solvent peaks clipped

Volume Inj. :  
Signal Phase :  
Signal Info :



Data Path : R:\2\DATA\022820\  
 Data File : 02282004.D  
 Signal(s) : FID2B.CH  
 Acq On : 28 Feb 2020 10:21 am  
 Operator : GCSVOC-Dhiren  
 Sample : ICAL2-DRO-022820  
 Misc :  
 ALS Vial : 4 Sample Multiplier: 1

Integration File: EVENTS.E  
 Quant Time: Feb 28 13:14:23 2020  
 Quant Method : Z:\HPCHEM\2\METHODS\022820DRO-ORO.M  
 Quant Title : DRO-ORO 09-09-15 DRO/ORO  
 QLast Update : Fri Feb 28 13:13:00 2020  
 Response via : Initial Calibration  
 Integrator: ChemStation 6890 Scale Mode: Large solvent peaks clipped

Volume Inj. :  
 Signal Phase :  
 Signal Info :

Compound	R.T.	Response	Conc Units
-----			
System Monitoring Compounds			
4) S n-Eicosane	0.000	0	N.D. ug/mL
8) S1 Squalene	11.558	9459494	6.685 ug/mLm
Target Compounds			
1) H DRO C10-C20	5.050	332226759	222.576 ug/mLm
2) H DRO C10-C25	5.150	364248777	209.293 ug/mLm
3) H DRO C10-C28	6.850	389757768	218.973 ug/mLm
5) H1 ORO C20-C34	0.000	0	N.D. ug/mL
6) H1 ORO C25-C36	0.000	0	N.D. ug/mL
7) H1 DRO C10-C36	8.400	592488824	333.214 ug/mLm
-----			

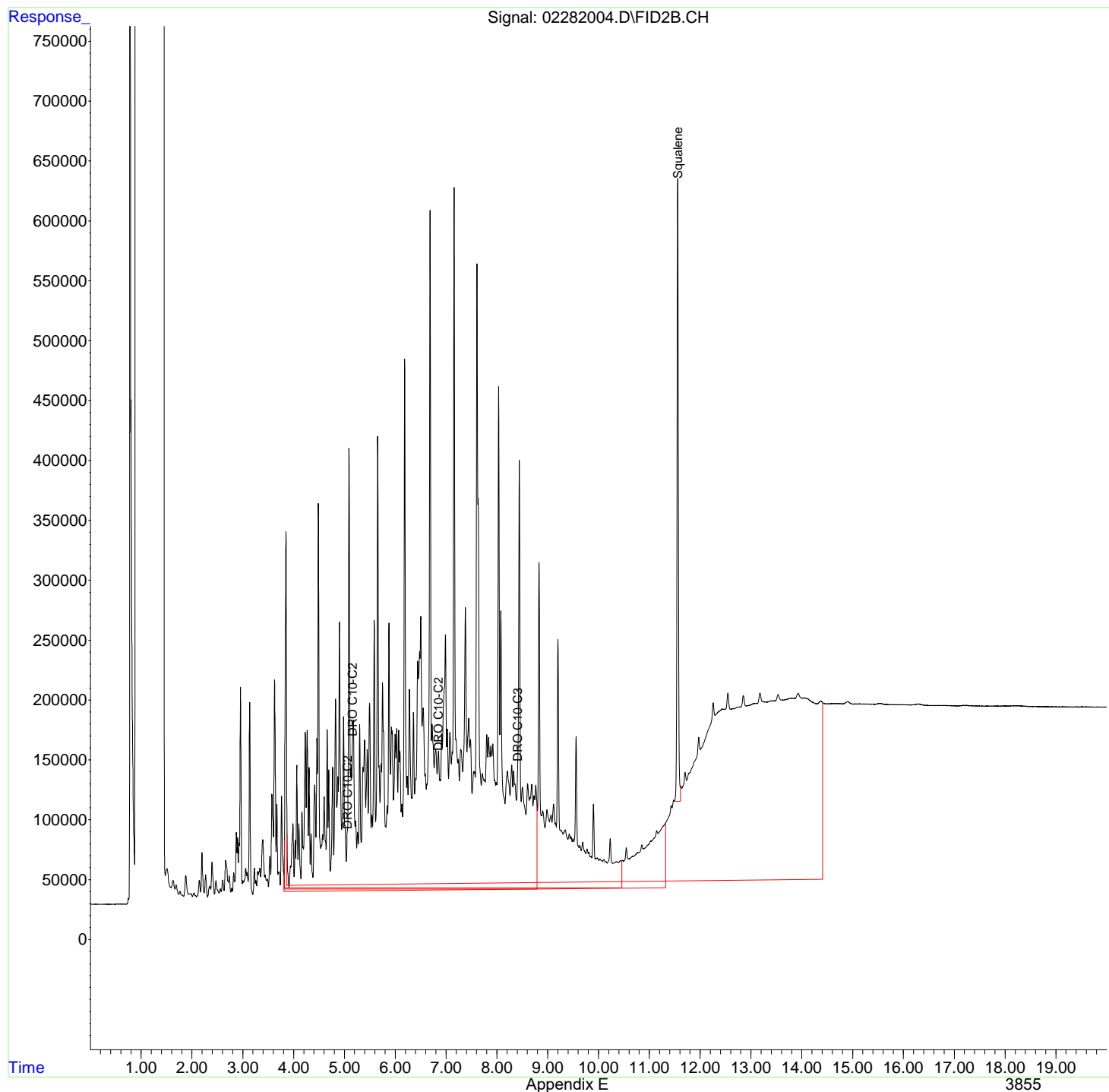
(f)=RT Delta > 1/2 Window

(m)=manual int.

Data Path : R:\2\DATA\022820\  
Data File : 02282004.D  
Signal(s) : FID2B.CH  
Acq On : 28 Feb 2020 10:21 am  
Operator : GCSVOC-Dhiren  
Sample : ICAL2-DRO-022820  
Misc :  
ALS Vial : 4 Sample Multiplier: 1

Integration File: EVENTS.E  
Quant Time: Feb 28 13:14:23 2020  
Quant Method : Z:\HPCHEM\2\METHODS\022820DRO-ORO.M  
Quant Title : DRO-ORO 09-09-15 DRO/ORO  
QLast Update : Fri Feb 28 13:13:00 2020  
Response via : Initial Calibration  
Integrator: ChemStation 6890 Scale Mode: Large solvent peaks clipped

Volume Inj. :  
Signal Phase :  
Signal Info :



Data Path : R:\2\DATA\022820\  
 Data File : 02282005.D  
 Signal(s) : FID2B.CH  
 Acq On : 28 Feb 2020 10:48 am  
 Operator : GCSVOC-Dhiren  
 Sample : ICAL3-DRO-022820  
 Misc :  
 ALS Vial : 5 Sample Multiplier: 1

Integration File: EVENTS.E  
 Quant Time: Feb 28 13:12:47 2020  
 Quant Method : Z:\HPCHEM\2\METHODS\022820DRO-ORO.M  
 Quant Title : DRO-ORO 09-09-15 DRO/ORO  
 QLast Update : Fri Feb 28 13:10:23 2020  
 Response via : Initial Calibration  
 Integrator: ChemStation 6890 Scale Mode: Large solvent peaks clipped

Volume Inj. :  
 Signal Phase :  
 Signal Info :

Compound	R.T.	Response	Conc	Units
-----				
System Monitoring Compounds				
4) S n-Eicosane	0.000	0	N.D.	ug/mL
8) S1 Squalene	11.558	15340055	10.594	ug/mL
Target Compounds				
1) H DRO C10-C20	5.050	804620739	542.094	ug/mLm
2) H DRO C10-C25	5.150	872619468	503.264	ug/mLm
3) H DRO C10-C28	6.850	888947826	501.489	ug/mLm
5) H1 ORO C20-C34	0.000	0	N.D.	ug/mL
6) H1 ORO C25-C36	0.000	0	N.D.	ug/mL
7) H1 DRO C10-C36	8.400	1097806521	632.630	ug/mLm
-----				

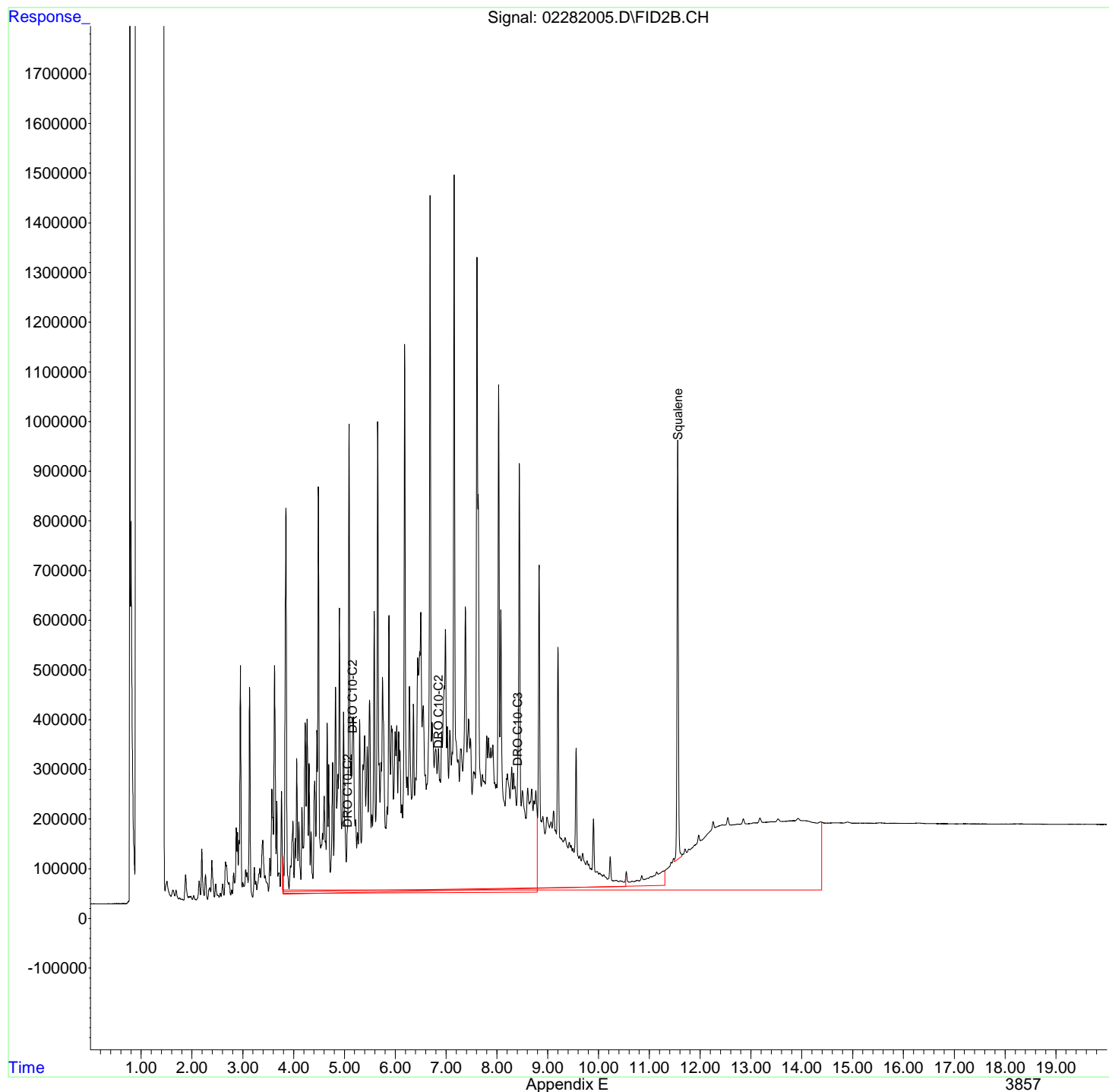
(f)=RT Delta > 1/2 Window

(m)=manual int.

Data Path : R:\2\DATA\022820\  
Data File : 02282005.D  
Signal(s) : FID2B.CH  
Acq On : 28 Feb 2020 10:48 am  
Operator : GCSVOC-Dhiren  
Sample : ICAL3-DRO-022820  
Misc :  
ALS Vial : 5 Sample Multiplier: 1

Integration File: EVENTS.E  
Quant Time: Feb 28 13:12:47 2020  
Quant Method : Z:\HPCHEM\2\METHODS\022820DRO-ORO.M  
Quant Title : DRO-ORO 09-09-15 DRO/ORO  
QLast Update : Fri Feb 28 13:10:23 2020  
Response via : Initial Calibration  
Integrator: ChemStation 6890 Scale Mode: Large solvent peaks clipped

Volume Inj. :  
Signal Phase :  
Signal Info :



Data Path : R:\2\DATA\022820\  
 Data File : 02282006.D  
 Signal(s) : FID2B.CH  
 Acq On : 28 Feb 2020 11:15 am  
 Operator : GCSVOC-Dhiren  
 Sample : ICAL4-DRO-022820  
 Misc :  
 ALS Vial : 6 Sample Multiplier: 1

Integration File: EVENTS.E  
 Quant Time: Feb 28 13:05:25 2020  
 Quant Method : Z:\HPCHEM\2\METHODS\022820DRO-ORO.M  
 Quant Title : DRO-ORO 09-09-15 DRO/ORO  
 QLast Update : Wed Sep 21 17:41:04 2016  
 Response via : Initial Calibration  
 Integrator: ChemStation 6890 Scale Mode: Large solvent peaks clipped

Volume Inj. :  
 Signal Phase :  
 Signal Info :

Compound	R.T.	Response	Conc	Units
-----				
System Monitoring Compounds				
4) S n-Eicosane	0.000	0	N.D.	ug/mL
8) S1 Squalene	11.559	31675808	25.067	ug/mLm
Target Compounds				
1) H DRO C10-C20	5.050	1551371374	1088.809	ug/mLm
2) H DRO C10-C25	5.150	1727727251	1040.814	ug/mLm
3) H DRO C10-C28	6.850	1769699199	1052.808	ug/mLm
5) H1 ORO C20-C34	0.000	0	N.D.	ug/mL
6) H1 ORO C25-C36	0.000	0	N.D.	ug/mL
7) H1 DRO C10-C36	8.400	1960365786	1172.457	ug/mLm
-----				

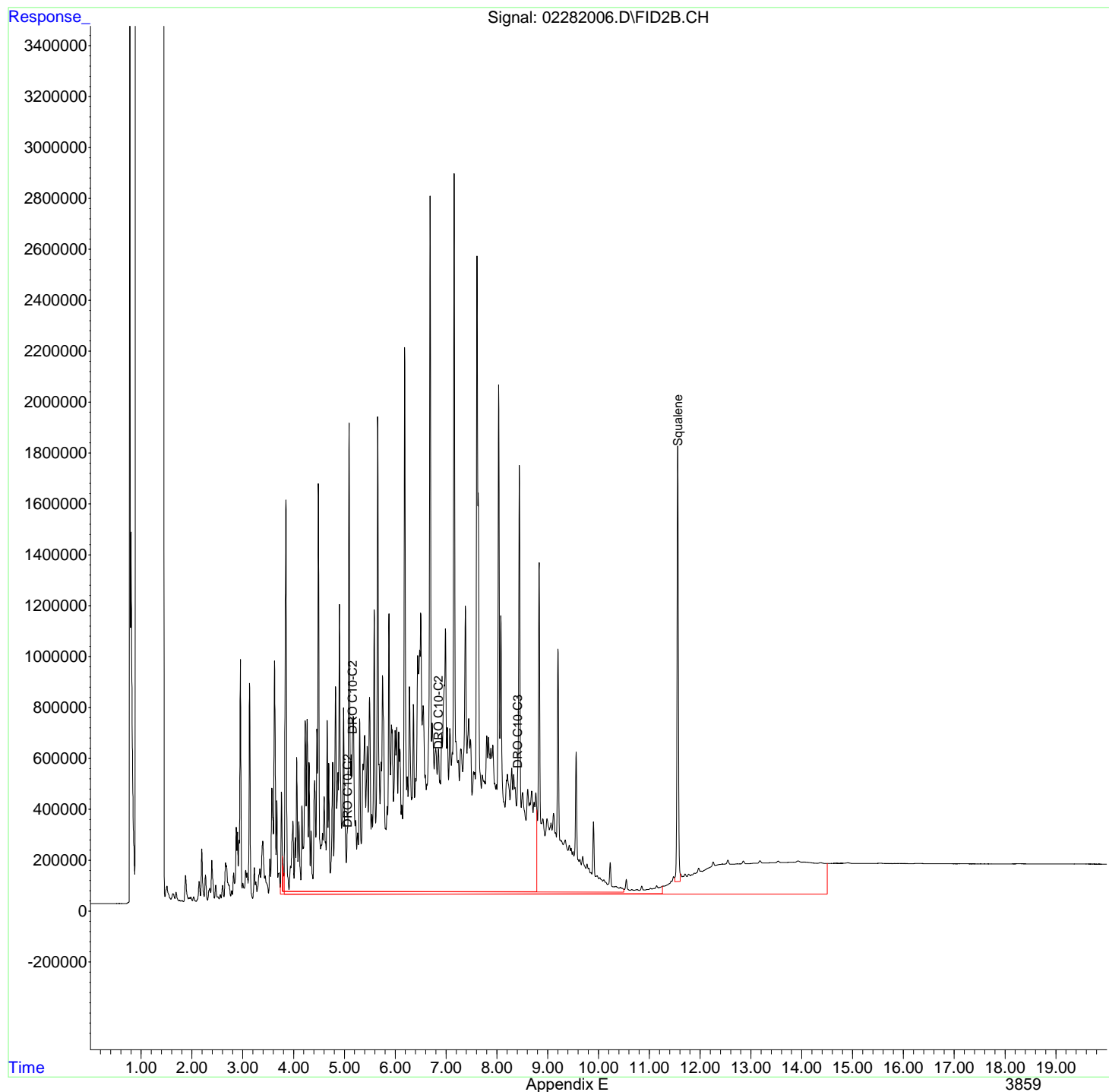
(f)=RT Delta > 1/2 Window

(m)=manual int.

Data Path : R:\2\DATA\022820\  
Data File : 02282006.D  
Signal(s) : FID2B.CH  
Acq On : 28 Feb 2020 11:15 am  
Operator : GCSVOC-Dhiren  
Sample : ICAL4-DRO-022820  
Misc :  
ALS Vial : 6 Sample Multiplier: 1

Integration File: EVENTS.E  
Quant Time: Feb 28 13:05:25 2020  
Quant Method : Z:\HPCHEM\2\METHODS\022820DRO-ORO.M  
Quant Title : DRO-ORO 09-09-15 DRO/ORO  
QLast Update : Wed Sep 21 17:41:04 2016  
Response via : Initial Calibration  
Integrator: ChemStation 6890 Scale Mode: Large solvent peaks clipped

Volume Inj. :  
Signal Phase :  
Signal Info :



Data Path : R:\2\DATA\022820\  
 Data File : 02282007.D  
 Signal(s) : FID2B.CH  
 Acq On : 28 Feb 2020 11:42 am  
 Operator : GCSVOC-Dhiren  
 Sample : ICAL5-DRO-022820  
 Misc :  
 ALS Vial : 7 Sample Multiplier: 1

Integration File: EVENTS.E  
 Quant Time: Feb 28 13:08:15 2020  
 Quant Method : Z:\HPCHEM\2\METHODS\022820DRO-ORO.M  
 Quant Title : DRO-ORO 09-09-15 DRO/ORO  
 QLast Update : Fri Feb 28 13:05:43 2020  
 Response via : Initial Calibration  
 Integrator: ChemStation 6890 Scale Mode: Large solvent peaks clipped

Volume Inj. :  
 Signal Phase :  
 Signal Info :

Compound	R.T.	Response	Conc	Units
-----				
System Monitoring Compounds				
4) S n-Eicosane	0.000	0	N.D.	ug/mL
8) S1 Squalene	11.559	40784589	31.334	ug/mLm
Target Compounds				
1) H DRO C10-C20	5.050	7443190784	5209.838	ug/mLm
2) H DRO C10-C25	5.150	8837285072	5320.408	ug/mLm
3) H DRO C10-C28	6.850	9208054804	5466.982	ug/mLm
5) H1 ORO C20-C34	0.000	0	N.D.	ug/mL
6) H1 ORO C25-C36	0.000	0	N.D.	ug/mL
7) H1 DRO C10-C36	8.400	9031355790	5318.934	ug/mLm
-----				

(f)=RT Delta > 1/2 Window

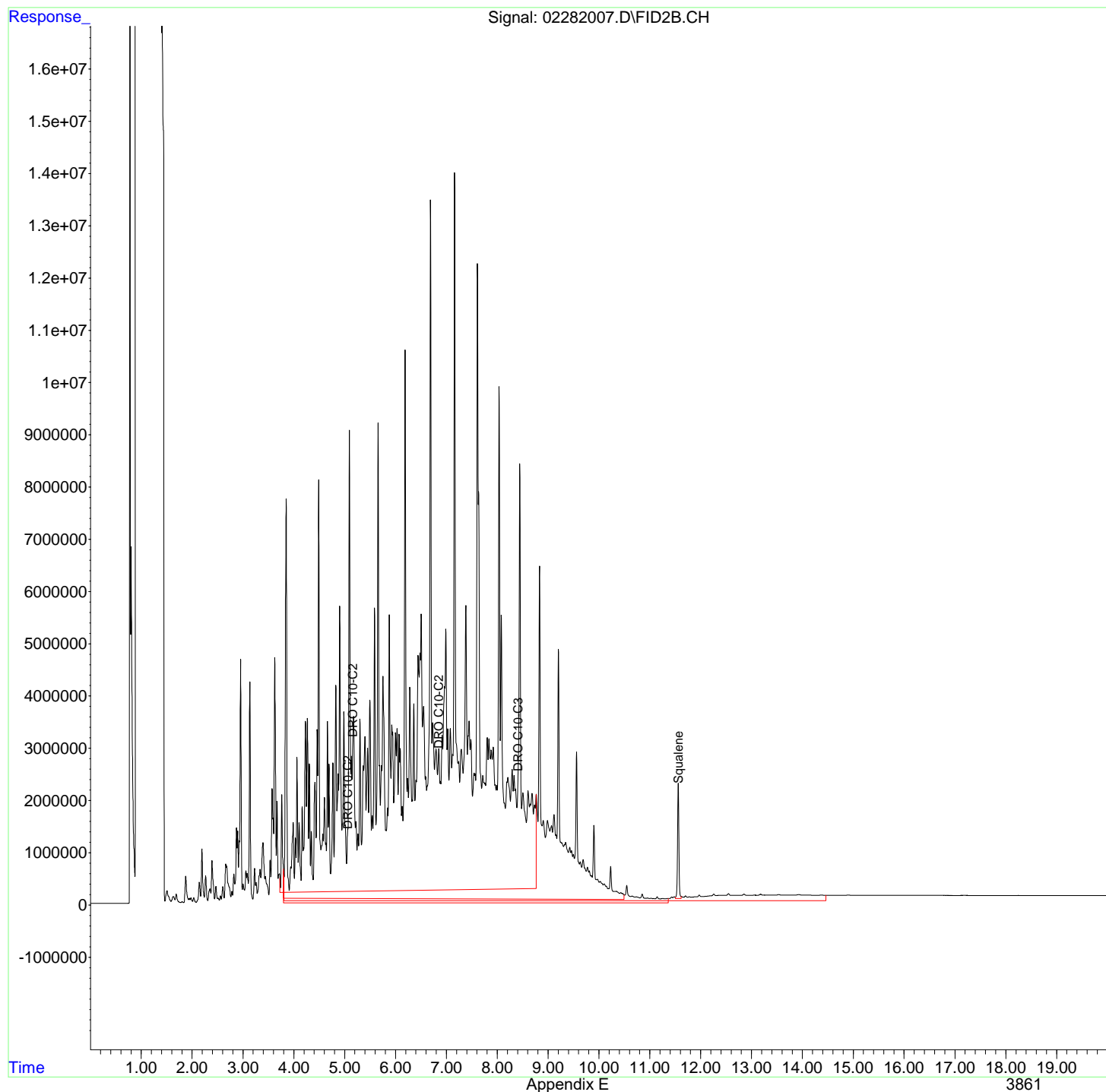
(m)=manual int.



Data Path : R:\2\DATA\022820\  
Data File : 02282007.D  
Signal(s) : FID2B.CH  
Acq On : 28 Feb 2020 11:42 am  
Operator : GCSVOC-Dhiren  
Sample : ICAL5-DRO-022820  
Misc :  
ALS Vial : 7 Sample Multiplier: 1

Integration File: EVENTS.E  
Quant Time: Feb 28 13:08:15 2020  
Quant Method : Z:\HPCHEM\2\METHODS\022820DRO-ORO.M  
Quant Title : DRO-ORO 09-09-15 DRO/ORO  
QLast Update : Fri Feb 28 13:05:43 2020  
Response via : Initial Calibration  
Integrator: ChemStation 6890 Scale Mode: Large solvent peaks clipped

Volume Inj. :  
Signal Phase :  
Signal Info :



Data Path : R:\2\DATA\022820\  
 Data File : 02282008.D  
 Signal(s) : FID2B.CH  
 Acq On : 28 Feb 2020 12:09 pm  
 Operator : GCSVOC-Dhiren  
 Sample : ICAL6-DRO-022820  
 Misc :  
 ALS Vial : 8 Sample Multiplier: 1

Integration File: EVENTS.E  
 Quant Time: Feb 28 13:10:06 2020  
 Quant Method : Z:\HPCHEM\2\METHODS\022820DRO-ORO.M  
 Quant Title : DRO-ORO 09-09-15 DRO/ORO  
 QLast Update : Fri Feb 28 13:08:28 2020  
 Response via : Initial Calibration  
 Integrator: ChemStation 6890 Scale Mode: Large solvent peaks clipped

Volume Inj. :  
 Signal Phase :  
 Signal Info :

Compound	R.T.	Response	Conc	Units
-----				
System Monitoring Compounds				
4) S n-Eicosane	0.000	0	N.D.	ug/mL
8) S1 Squalene	11.559	82285695	60.793	ug/mLm
Target Compounds				
1) H DRO C10-C20	5.050	14859965665	10208.164	ug/mLm
2) H DRO C10-C25	5.150	17320512741	10208.059	ug/mLm
3) H DRO C10-C28	6.850	17552114290	10080.364	ug/mLm
5) H1 ORO C20-C34	0.000	0	N.D.	ug/mL
6) H1 ORO C25-C36	0.000	0	N.D.	ug/mL
7) H1 DRO C10-C36	8.400	17415817236	10000.651	ug/mLm
-----				

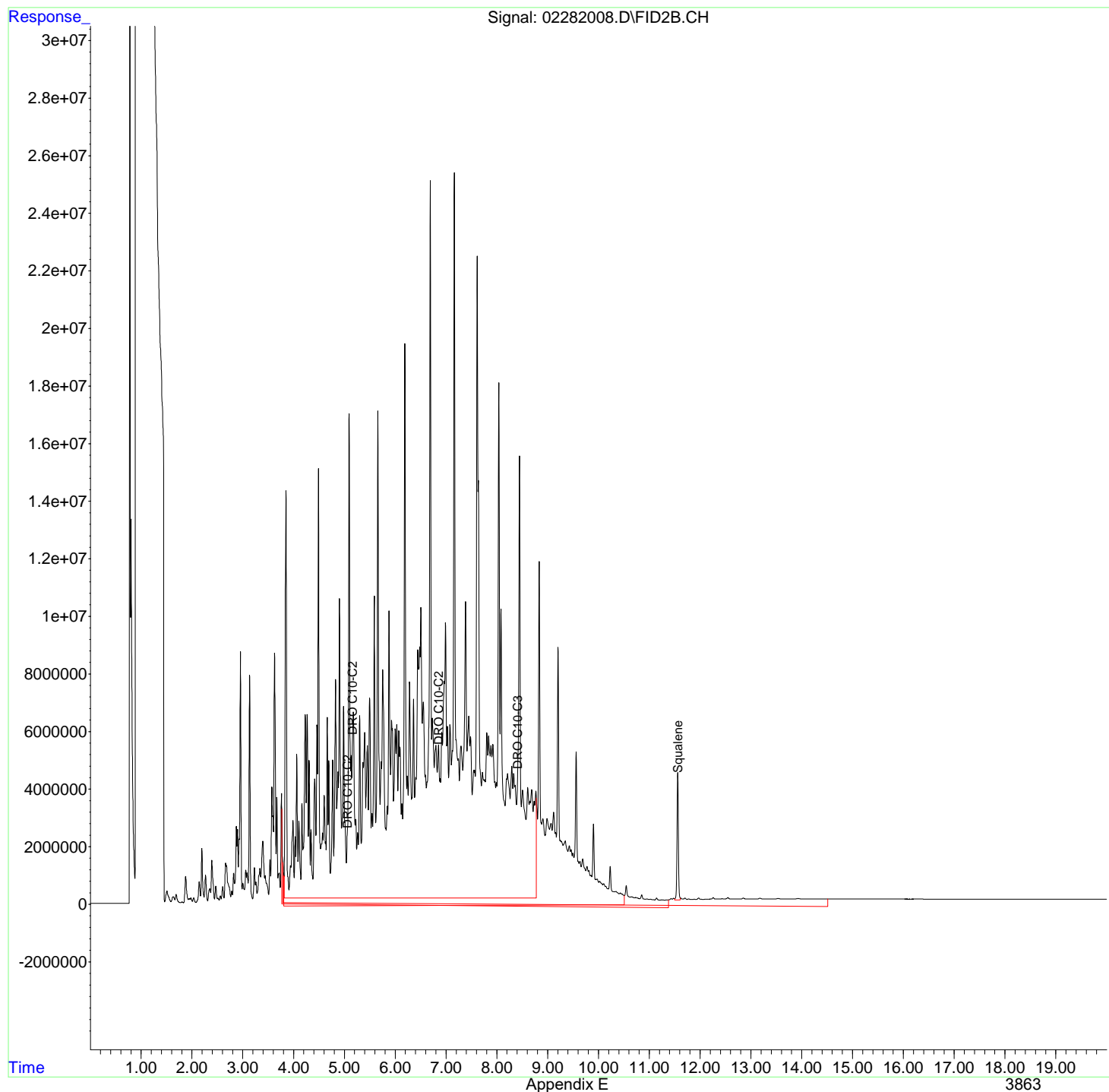
(f)=RT Delta > 1/2 Window

(m)=manual int.

Data Path : R:\2\DATA\022820\  
Data File : 02282008.D  
Signal(s) : FID2B.CH  
Acq On : 28 Feb 2020 12:09 pm  
Operator : GCSVOC-Dhiren  
Sample : ICAL6-DRO-022820  
Misc :  
ALS Vial : 8 Sample Multiplier: 1

Integration File: EVENTS.E  
Quant Time: Feb 28 13:10:06 2020  
Quant Method : Z:\HPCHEM\2\METHODS\022820DRO-ORO.M  
Quant Title : DRO-ORO 09-09-15 DRO/ORO  
QLast Update : Fri Feb 28 13:08:28 2020  
Response via : Initial Calibration  
Integrator: ChemStation 6890 Scale Mode: Large solvent peaks clipped

Volume Inj. :  
Signal Phase :  
Signal Info :



Data Path : R:\2\DATA\022820\  
Data File : 02282009.D  
Signal(s) : FID2B.CH  
Acq On : 28 Feb 2020 12:37 pm  
Operator : GCSVOC-Dhiren  
Sample : ICV-DRO-022820  
Misc :  
ALS Vial : 9 Sample Multiplier: 1

Integration File: EVENTS.E  
Quant Time: Feb 28 13:47:19 2020  
Quant Method : Z:\HPCHEM\2\METHODS\022820DRO-ORO.M  
Quant Title : DRO-ORO 09-09-15 DRO/ORO  
QLast Update : Fri Feb 28 13:17:22 2020  
Response via : Initial Calibration  
Integrator: ChemStation 6890 Scale Mode: Large solvent peaks clipped

Volume Inj. :  
Signal Phase :  
Signal Info :

Min. RRF : 0.000 Min. Rel. Area : 50% Max. R.T. Dev 0.50min  
Max. RRF Dev : 15% Max. Rel. Area : 150%

	Compound	Amount	Calc.	%Dev	Area%	Dev (Min)
1 H	DRO C10-C20	1000.000	1129.214	-12.9	0	0.00
2 H	DRO C10-C25	1000.000	1037.896	-3.8	0	0.00
3 H	DRO C10-C28	1000.000	1016.536	-1.7	0	0.00
7 H1	DRO C10-C36	1000.000	1075.368	-7.5	0	0.00
8 S1	Squalene	20.000	20.606	-3.0	0	0.00

## Evaluate Continuing Calibration Report - Not Found

4 S	n-Eicosane	10.000	0.000	100.0#	0	-8.83#
5 H1	ORO C20-C34	1000.000	0.000	100.0#	0	-9.23#
6 H1	ORO C25-C36	1000.000	0.000	100.0#	0	-10.70#

(#) = Out of Range

SPCC's out = 0 CCC's out = 0

Data Path : R:\2\DATA\022820\  
 Data File : 02282009.D  
 Signal(s) : FID2B.CH  
 Acq On : 28 Feb 2020 12:37 pm  
 Operator : GCSVOC-Dhiren  
 Sample : ICV-DRO-022820  
 Misc :  
 ALS Vial : 9 Sample Multiplier: 1

Integration File: EVENTS.E  
 Quant Time: Feb 28 13:47:19 2020  
 Quant Method : Z:\HPCHEM\2\METHODS\022820DRO-ORO.M  
 Quant Title : DRO-ORO 09-09-15 DRO/ORO  
 QLast Update : Fri Feb 28 13:17:22 2020  
 Response via : Initial Calibration  
 Integrator: ChemStation 6890 Scale Mode: Large solvent peaks clipped

Volume Inj. :  
 Signal Phase :  
 Signal Info :

Compound	R.T.	Response	Conc	Units
-----				
System Monitoring Compounds				
4) S n-Eicosane	0.000	0	N.D.	ug/mL
8) S1 Squalene	11.559	33758071	20.606	ug/mL
Target Compounds				
1) H DRO C10-C20	5.050	1705425261	1129.214	ug/mLm
2) H DRO C10-C25	5.150	1824780223	1037.896	ug/mL
3) H DRO C10-C28	6.850	1837979264	1016.536	ug/mL
5) H1 ORO C20-C34	0.000	0	N.D.	ug/mL
6) H1 ORO C25-C36	0.000	0	N.D.	ug/mL
7) H1 DRO C10-C36	8.400	2055494455	1075.368	ug/mL
-----				

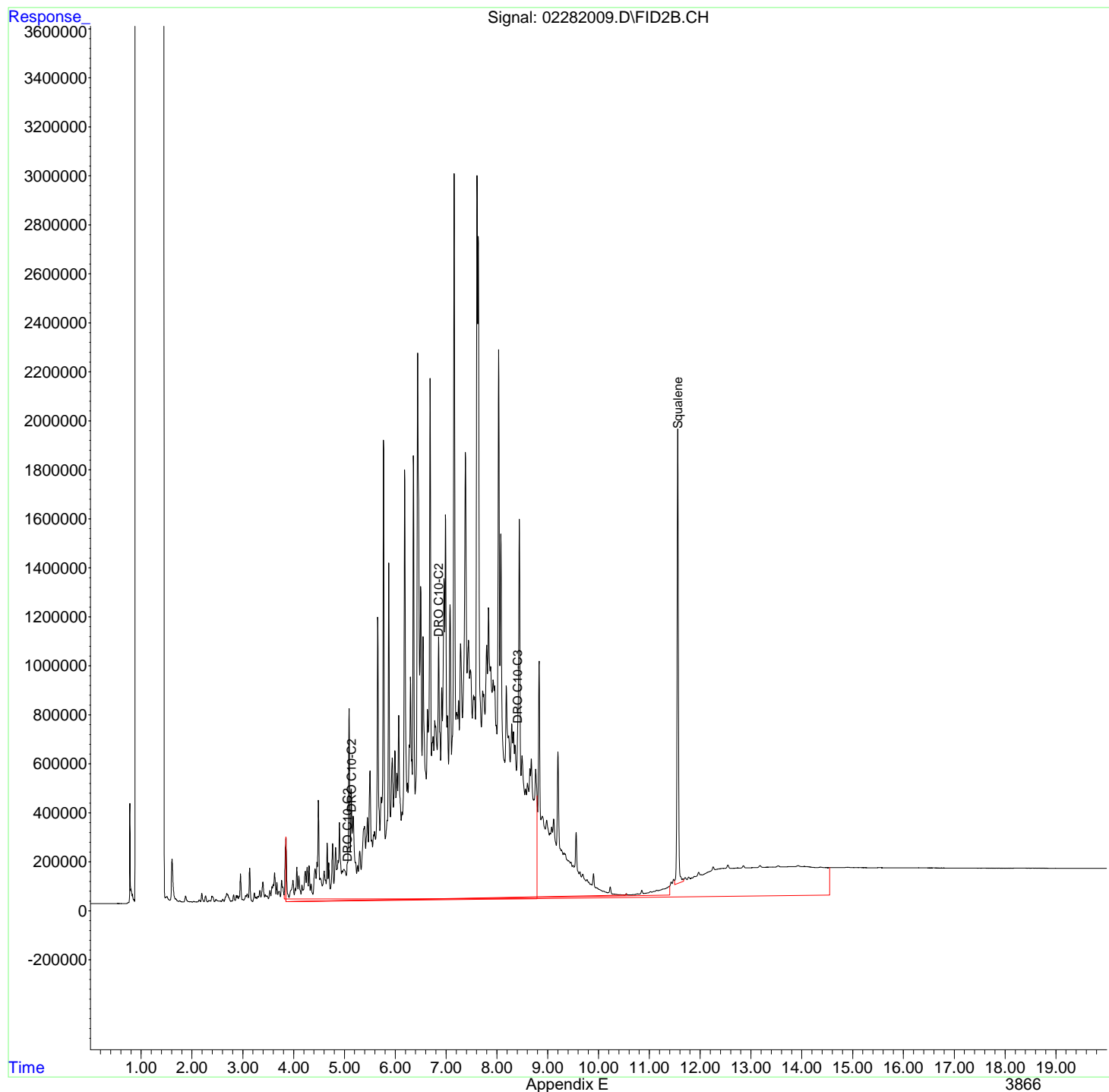
(f)=RT Delta > 1/2 Window

(m)=manual int.

Data Path : R:\2\DATA\022820\  
Data File : 02282009.D  
Signal(s) : FID2B.CH  
Acq On : 28 Feb 2020 12:37 pm  
Operator : GCSVOC-Dhiren  
Sample : ICV-DRO-022820  
Misc :  
ALS Vial : 9 Sample Multiplier: 1

Integration File: EVENTS.E  
Quant Time: Feb 28 13:47:19 2020  
Quant Method : Z:\HPCHEM\2\METHODS\022820DRO-ORO.M  
Quant Title : DRO-ORO 09-09-15 DRO/ORO  
QLast Update : Fri Feb 28 13:17:22 2020  
Response via : Initial Calibration  
Integrator: ChemStation 6890 Scale Mode: Large solvent peaks clipped

Volume Inj. :  
Signal Phase :  
Signal Info :



Data Path : R:\2\DATA\022820\  
 Data File : 02282010.D  
 Signal(s) : FID2B.CH  
 Acq On : 28 Feb 2020 1:04 pm  
 Operator : GCSVOC-Dhiren  
 Sample : ICAL1-ORO-022820  
 Misc :  
 ALS Vial : 10 Sample Multiplier: 1

Integration File: EVENTS.E  
 Quant Time: Feb 28 16:30:06 2020  
 Quant Method : Z:\HPCHEM\2\METHODS\022820DRO-ORO.M  
 Quant Title : DRO-ORO 09-09-15 DRO/ORO  
 QLast Update : Fri Feb 28 16:28:53 2020  
 Response via : Initial Calibration  
 Integrator: ChemStation 6890 Scale Mode: Large solvent peaks clipped

Volume Inj. :  
 Signal Phase :  
 Signal Info :

Compound	R.T.	Response	Conc Units
-----			
System Monitoring Compounds			
4) S n-Eicosane	8.830	5866792	3.342 ug/mLm
8) S1 Squalene	0.000	0	N.D. ug/mL
Target Compounds			
1) H DRO C10-C20	0.000	0	N.D. ug/mL
2) H DRO C10-C25	0.000	0	N.D. ug/mL
3) H DRO C10-C28	0.000	0	N.D. ug/mL
5) H1 ORO C20-C34	9.230	341464776	310.717 ug/mLm
6) H1 ORO C25-C36	10.700	419091154	319.851 ug/mLm
7) H1 DRO C10-C36	0.000	0	N.D. ug/mL
-----			

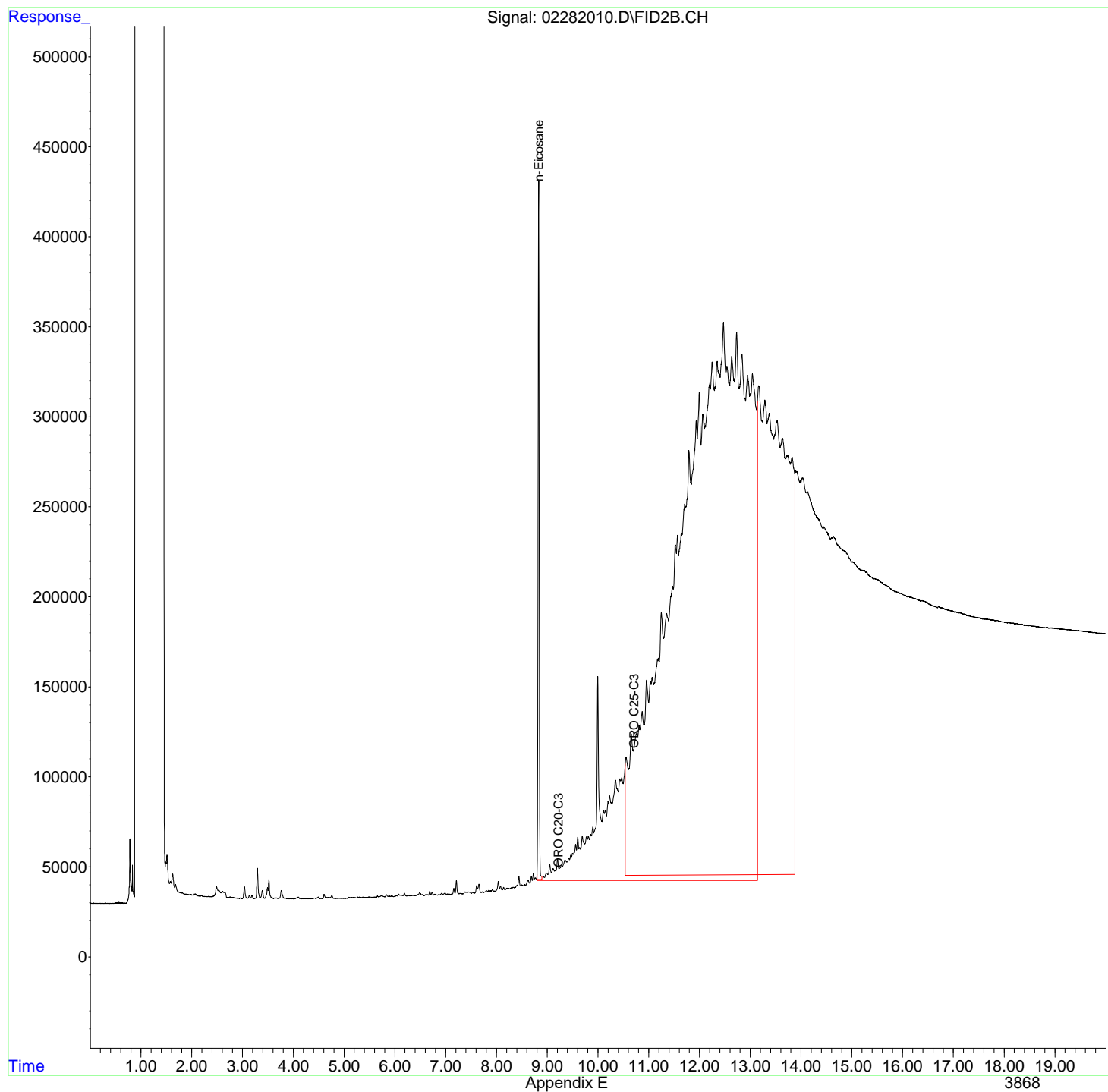
(f)=RT Delta > 1/2 Window

(m)=manual int.

Data Path : R:\2\DATA\022820\  
Data File : 02282010.D  
Signal(s) : FID2B.CH  
Acq On : 28 Feb 2020 1:04 pm  
Operator : GCSVOC-Dhiren  
Sample : ICAL1-ORO-022820  
Misc :  
ALS Vial : 10 Sample Multiplier: 1

Integration File: EVENTS.E  
Quant Time: Feb 28 16:30:06 2020  
Quant Method : Z:\HPCHEM\2\METHODS\022820DRO-ORO.M  
Quant Title : DRO-ORO 09-09-15 DRO/ORO  
QLast Update : Fri Feb 28 16:28:53 2020  
Response via : Initial Calibration  
Integrator: ChemStation 6890 Scale Mode: Large solvent peaks clipped

Volume Inj. :  
Signal Phase :  
Signal Info :





Data Path : R:\2\DATA\022820\  
 Data File : 02282011.D  
 Signal(s) : FID2B.CH  
 Acq On : 28 Feb 2020 1:31 pm  
 Operator : GCSVOC-Dhiren  
 Sample : ICAL2-ORO-022820  
 Misc :  
 ALS Vial : 11 Sample Multiplier: 1

Integration File: EVENTS.E  
 Quant Time: Feb 28 16:28:43 2020  
 Quant Method : Z:\HPCHEM\2\METHODS\022820DRO-ORO.M  
 Quant Title : DRO-ORO 09-09-15 DRO/ORO  
 QLast Update : Fri Feb 28 16:27:29 2020  
 Response via : Initial Calibration  
 Integrator: ChemStation 6890 Scale Mode: Large solvent peaks clipped

Volume Inj. :  
 Signal Phase :  
 Signal Info :

Compound	R.T.	Response	Conc	Units
-----				
System Monitoring Compounds				
4) S n-Eicosane	8.830	11223436	6.565	ug/mLm
8) S1 Squalene	0.000	0	N.D.	ug/mL
Target Compounds				
1) H DRO C10-C20	0.000	0	N.D.	ug/mL
2) H DRO C10-C25	0.000	0	N.D.	ug/mL
3) H DRO C10-C28	0.000	0	N.D.	ug/mL
5) H1 ORO C20-C34	9.230	636095599	581.549	ug/mLm
6) H1 ORO C25-C36	10.700	774934106	594.404	ug/mLm
7) H1 DRO C10-C36	0.000	0	N.D.	ug/mL
-----				

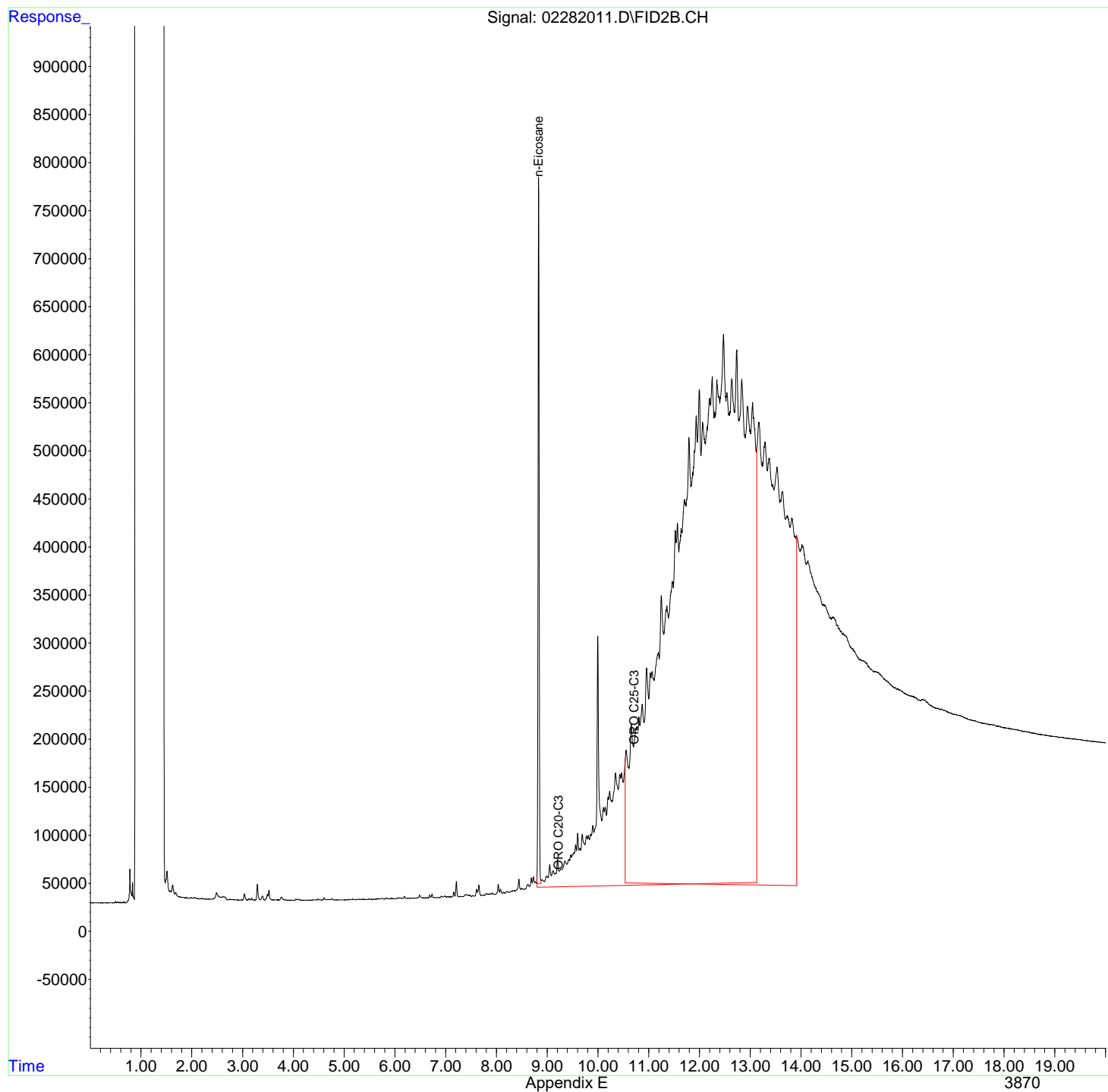
(f)=RT Delta > 1/2 Window

(m)=manual int.

Data Path : R:\2\DATA\022820\  
Data File : 02282011.D  
Signal(s) : FID2B.CH  
Acq On : 28 Feb 2020 1:31 pm  
Operator : GCSVOC-Dhiren  
Sample : ICAL2-ORO-022820  
Misc :  
ALS Vial : 11 Sample Multiplier: 1

Integration File: EVENTS.E  
Quant Time: Feb 28 16:28:43 2020  
Quant Method : Z:\HPCHEM\2\METHODS\022820DRO-ORO.M  
Quant Title : DRO-ORO 09-09-15 DRO/ORO  
QLast Update : Fri Feb 28 16:27:29 2020  
Response via : Initial Calibration  
Integrator: ChemStation 6890 Scale Mode: Large solvent peaks clipped

Volume Inj. :  
Signal Phase :  
Signal Info :



Data Path : R:\2\DATA\022820\  
 Data File : 02282012.D  
 Signal(s) : FID2B.CH  
 Acq On : 28 Feb 2020 1:58 pm  
 Operator : GCSVOC-Dhiren  
 Sample : ICAL3-ORO-022820  
 Misc :  
 ALS Vial : 12 Sample Multiplier: 1

Integration File: EVENTS.E  
 Quant Time: Feb 28 16:31:07 2020  
 Quant Method : Z:\HPCHEM\2\METHODS\022820DRO-ORO.M  
 Quant Title : DRO-ORO 09-09-15 DRO/ORO  
 QLast Update : Fri Feb 28 16:26:05 2020  
 Response via : Initial Calibration  
 Integrator: ChemStation 6890 Scale Mode: Large solvent peaks clipped

Volume Inj. :  
 Signal Phase :  
 Signal Info :

Compound	R.T.	Response	Conc Units
-----			
System Monitoring Compounds			
4) S n-Eicosane	8.830	16825611	9.425 ug/mLm
8) S1 Squalene	0.000	0	N.D. ug/mL
Target Compounds			
1) H DRO C10-C20	0.000	0	N.D. ug/mL
2) H DRO C10-C25	0.000	0	N.D. ug/mL
3) H DRO C10-C28	0.000	0	N.D. ug/mL
5) H1 ORO C20-C34	9.230	1012315251	919.680 ug/mLm
6) H1 ORO C25-C36	10.700	1215197095	925.212 ug/mLm
7) H1 DRO C10-C36	0.000	0	N.D. ug/mL
-----			

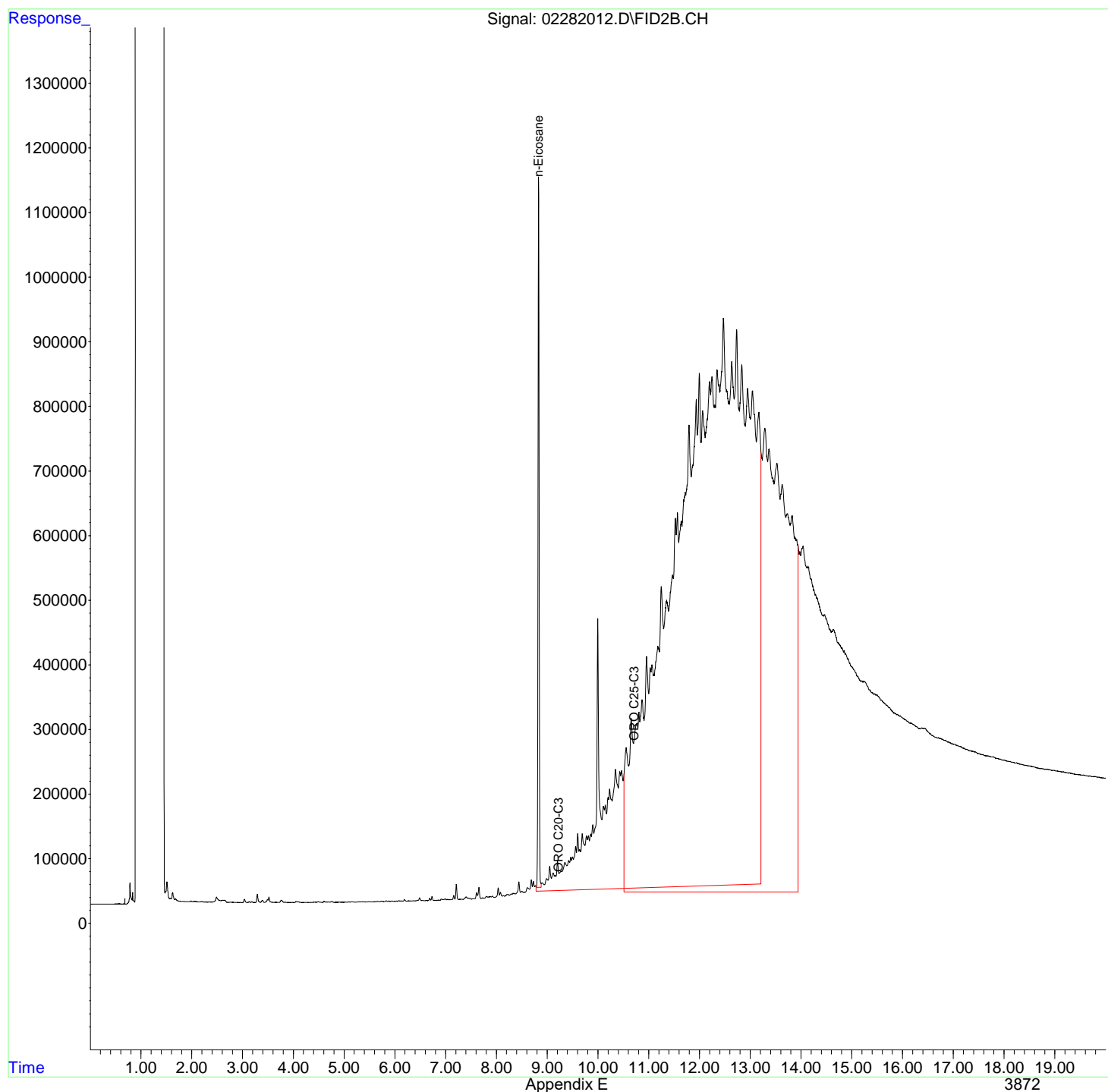
(f)=RT Delta > 1/2 Window

(m)=manual int.

Data Path : R:\2\DATA\022820\  
Data File : 02282012.D  
Signal(s) : FID2B.CH  
Acq On : 28 Feb 2020 1:58 pm  
Operator : GCSVOC-Dhiren  
Sample : ICAL3-ORO-022820  
Misc :  
ALS Vial : 12 Sample Multiplier: 1

Integration File: EVENTS.E  
Quant Time: Feb 28 16:31:07 2020  
Quant Method : Z:\HPCHEM\2\METHODS\022820DRO-ORO.M  
Quant Title : DRO-ORO 09-09-15 DRO/ORO  
QLast Update : Fri Feb 28 16:26:05 2020  
Response via : Initial Calibration  
Integrator: ChemStation 6890 Scale Mode: Large solvent peaks clipped

Volume Inj. :  
Signal Phase :  
Signal Info :



Data Path : R:\2\DATA\022820\  
 Data File : 02282013.D  
 Signal(s) : FID2B.CH  
 Acq On : 28 Feb 2020 2:26 pm  
 Operator : GCSVOC-Dhiren  
 Sample : ICAL4-ORO-022820  
 Misc :  
 ALS Vial : 13 Sample Multiplier: 1

Integration File: EVENTS.E  
 Quant Time: Feb 28 16:22:59 2020  
 Quant Method : Z:\HPCHEM\2\METHODS\022820DRO-ORO.M  
 Quant Title : DRO-ORO 09-09-15 DRO/ORO  
 QLast Update : Fri Feb 28 13:17:22 2020  
 Response via : Initial Calibration  
 Integrator: ChemStation 6890 Scale Mode: Large solvent peaks clipped

Volume Inj. :  
 Signal Phase :  
 Signal Info :

Compound	R.T.	Response	Conc	Units
-----				
System Monitoring Compounds				
4) S n-Eicosane	8.830	39386866	22.515	ug/mL
8) S1 Squalene	0.000	0	N.D.	ug/mL
Target Compounds				
1) H DRO C10-C20	0.000	0	N.D.	ug/mL
2) H DRO C10-C25	0.000	0	N.D.	ug/mL
3) H DRO C10-C28	0.000	0	N.D.	ug/mL
5) H1 ORO C20-C34	9.230	2290086064	1904.813	ug/mLm
6) H1 ORO C25-C36	10.700	2707102231	1906.042	ug/mLm
7) H1 DRO C10-C36	0.000	0	N.D.	ug/mL
-----				

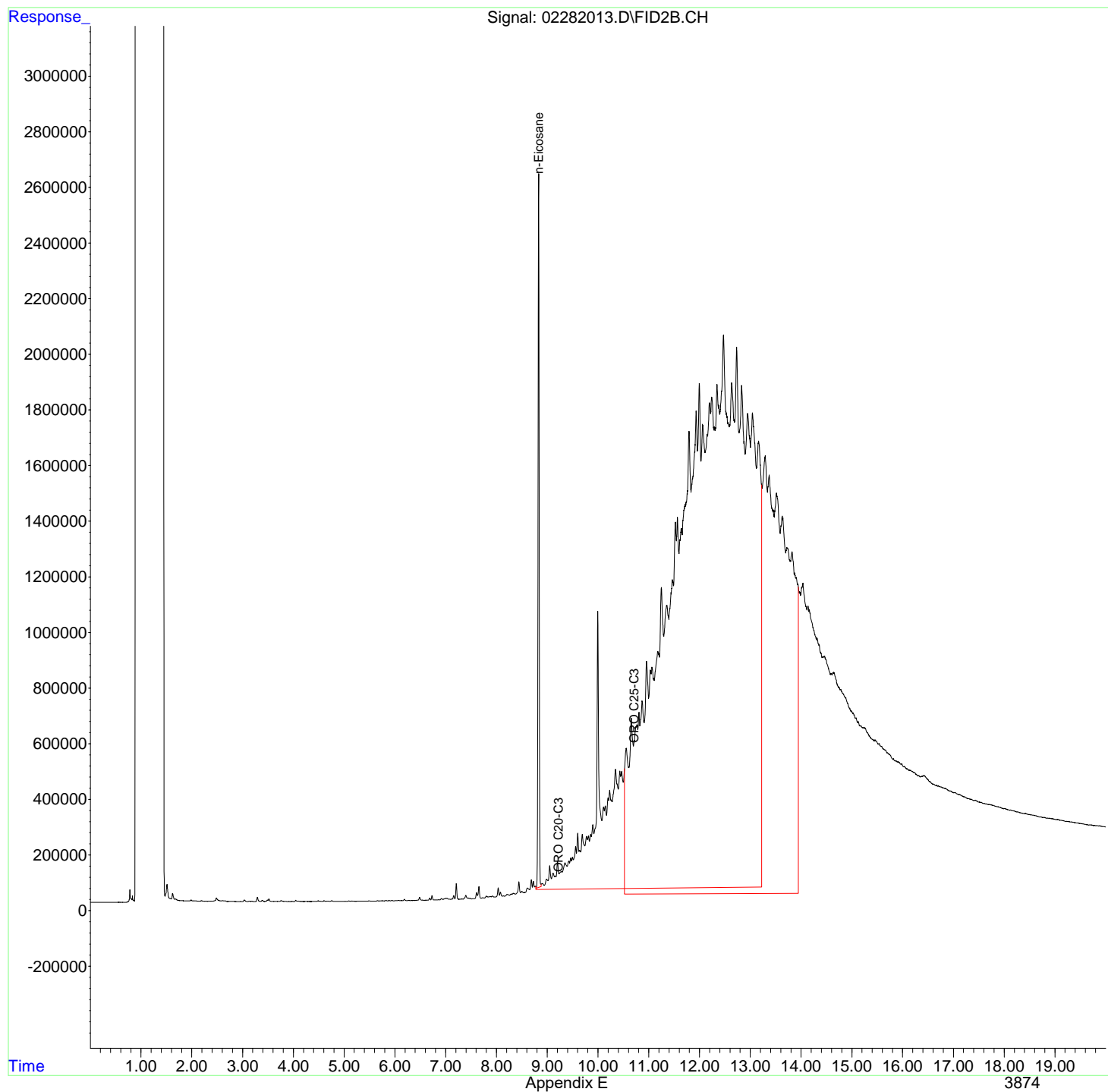
(f)=RT Delta > 1/2 Window

(m)=manual int.

Data Path : R:\2\DATA\022820\  
Data File : 02282013.D  
Signal(s) : FID2B.CH  
Acq On : 28 Feb 2020 2:26 pm  
Operator : GCSVOC-Dhiren  
Sample : ICAL4-ORO-022820  
Misc :  
ALS Vial : 13 Sample Multiplier: 1

Integration File: EVENTS.E  
Quant Time: Feb 28 16:22:59 2020  
Quant Method : Z:\HPCHEM\2\METHODS\022820DRO-ORO.M  
Quant Title : DRO-ORO 09-09-15 DRO/ORO  
QLast Update : Fri Feb 28 13:17:22 2020  
Response via : Initial Calibration  
Integrator: ChemStation 6890 Scale Mode: Large solvent peaks clipped

Volume Inj. :  
Signal Phase :  
Signal Info :



Data Path : R:\2\DATA\022820\  
 Data File : 02282014.D  
 Signal(s) : FID2B.CH  
 Acq On : 28 Feb 2020 2:53 pm  
 Operator : GCSVOC-Dhiren  
 Sample : ICAL5-ORO-022820  
 Misc :  
 ALS Vial : 14 Sample Multiplier: 1

Integration File: EVENTS.E  
 Quant Time: Feb 28 16:24:31 2020  
 Quant Method : Z:\HPCHEM\2\METHODS\022820DRO-ORO.M  
 Quant Title : DRO-ORO 09-09-15 DRO/ORO  
 QLast Update : Fri Feb 28 16:23:13 2020  
 Response via : Initial Calibration  
 Integrator: ChemStation 6890 Scale Mode: Large solvent peaks clipped

Volume Inj. :  
 Signal Phase :  
 Signal Info :

Compound	R.T.	Response	Conc	Units
-----				
System Monitoring Compounds				
4) S n-Eicosane	8.830	47907992	26.612	ug/mL
8) S1 Squalene	0.000	0	N.D.	ug/mL
Target Compounds				
1) H DRO C10-C20	0.000	0	N.D.	ug/mL
2) H DRO C10-C25	0.000	0	N.D.	ug/mL
3) H DRO C10-C28	0.000	0	N.D.	ug/mL
5) H1 ORO C20-C34	9.230	5361987562	4471.055	ug/mLm
6) H1 ORO C25-C36	10.700	6368407366	4501.447	ug/mLm
7) H1 DRO C10-C36	0.000	0	N.D.	ug/mL
-----				

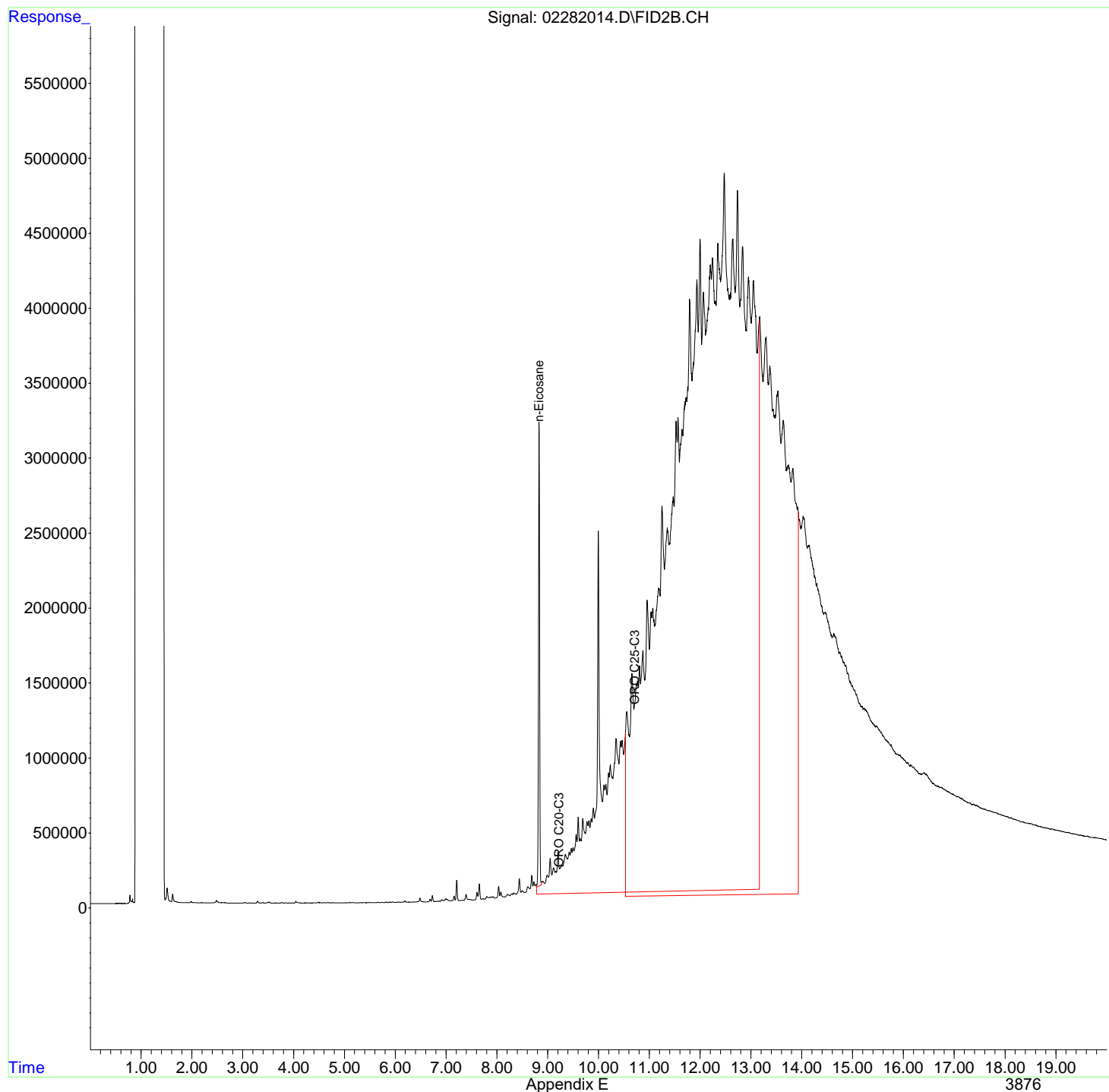
(f)=RT Delta > 1/2 Window

(m)=manual int.

Data Path : R:\2\DATA\022820\  
Data File : 02282014.D  
Signal(s) : FID2B.CH  
Acq On : 28 Feb 2020 2:53 pm  
Operator : GCSVOC-Dhiren  
Sample : ICAL5-ORO-022820  
Misc :  
ALS Vial : 14 Sample Multiplier: 1

Integration File: EVENTS.E  
Quant Time: Feb 28 16:24:31 2020  
Quant Method : Z:\HPCHEM\2\METHODS\022820DRO-ORO.M  
Quant Title : DRO-ORO 09-09-15 DRO/ORO  
QLast Update : Fri Feb 28 16:23:13 2020  
Response via : Initial Calibration  
Integrator: ChemStation 6890 Scale Mode: Large solvent peaks clipped

Volume Inj. :  
Signal Phase :  
Signal Info :





Data Path : R:\2\DATA\022820\  
 Data File : 02282015.D  
 Signal(s) : FID2B.CH  
 Acq On : 28 Feb 2020 3:20 pm  
 Operator : GCSVOC-Dhiren  
 Sample : ICAL6-ORO-022820  
 Misc :  
 ALS Vial : 15 Sample Multiplier: 1

Integration File: EVENTS.E  
 Quant Time: Feb 28 16:25:51 2020  
 Quant Method : Z:\HPCHEM\2\METHODS\022820DRO-ORO.M  
 Quant Title : DRO-ORO 09-09-15 DRO/ORO  
 QLast Update : Fri Feb 28 16:24:44 2020  
 Response via : Initial Calibration  
 Integrator: ChemStation 6890 Scale Mode: Large solvent peaks clipped

Volume Inj. :  
 Signal Phase :  
 Signal Info :

Compound	R.T.	Response	Conc	Units
-----				
System Monitoring Compounds				
4) S n-Eicosane	8.830	94381592	50.949	ug/mLm
8) S1 Squalene	0.000	0	N.D.	ug/mL
Target Compounds				
1) H DRO C10-C20	0.000	0	N.D.	ug/mL
2) H DRO C10-C25	0.000	0	N.D.	ug/mL
3) H DRO C10-C28	0.000	0	N.D.	ug/mL
5) H1 ORO C20-C34	9.230	11034923001	9485.881	ug/mLm
6) H1 ORO C25-C36	10.700	13173356082	9591.075	ug/mLm
7) H1 DRO C10-C36	0.000	0	N.D.	ug/mL
-----				

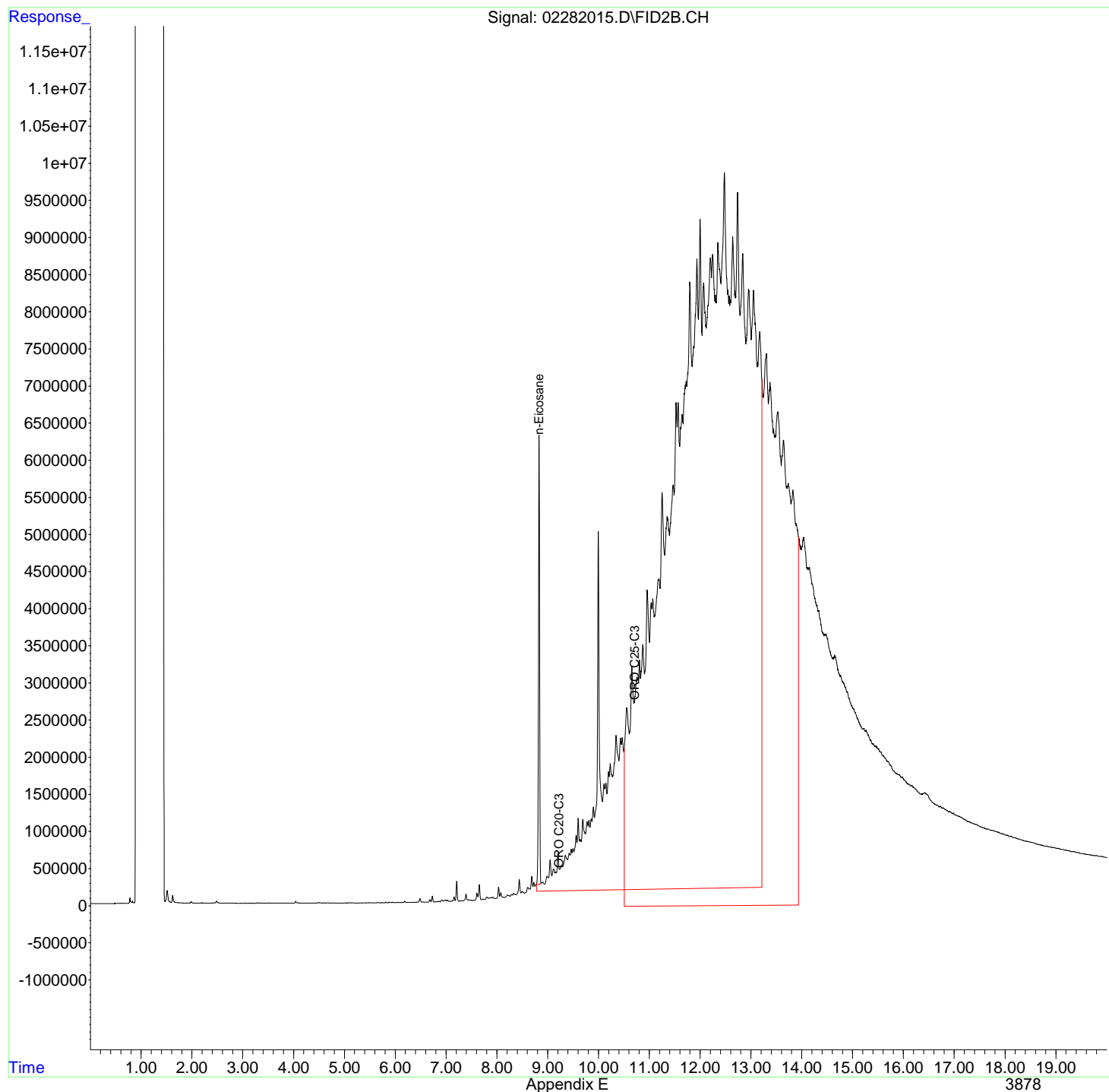
(f)=RT Delta > 1/2 Window

(m)=manual int.

Data Path : R:\2\DATA\022820\  
Data File : 02282015.D  
Signal(s) : FID2B.CH  
Acq On : 28 Feb 2020 3:20 pm  
Operator : GCSVOC-Dhiren  
Sample : ICAL6-ORO-022820  
Misc :  
ALS Vial : 15 Sample Multiplier: 1

Integration File: EVENTS.E  
Quant Time: Feb 28 16:25:51 2020  
Quant Method : Z:\HPCHEM\2\METHODS\022820DRO-ORO.M  
Quant Title : DRO-ORO 09-09-15 DRO/ORO  
QLast Update : Fri Feb 28 16:24:44 2020  
Response via : Initial Calibration  
Integrator: ChemStation 6890 Scale Mode: Large solvent peaks clipped

Volume Inj. :  
Signal Phase :  
Signal Info :



Data Path : R:\2\DATA\022820\  
 Data File : 02282019.D  
 Signal(s) : FID2B.CH  
 Acq On : 28 Feb 2020 4:42 pm  
 Operator : GCSVOC-Dhiren  
 Sample : ICV-ORO-022820  
 Misc :  
 ALS Vial : 16 Sample Multiplier: 1

Integration File: EVENTS.E  
 Quant Time: Mar 02 10:21:23 2020  
 Quant Method : Z:\HPCHEM\2\METHODS\022820DRO-ORO.M  
 Quant Title : DRO-ORO 09-09-15 DRO/ORO  
 QLast Update : Fri Feb 28 16:32:12 2020  
 Response via : Initial Calibration  
 Integrator: ChemStation 6890 Scale Mode: Large solvent peaks clipped

Volume Inj. :  
 Signal Phase :  
 Signal Info :

Min. RRF : 0.000 Min. Rel. Area : 50% Max. R.T. Dev 0.50min  
 Max. RRF Dev : 15% Max. Rel. Area : 150%

	Compound	Amount	Calc.	%Dev	Area%	Dev (Min)
4 S	n-Eicosane	10.000	10.323	-3.2	0	0.00
5 H1	ORO C20-C34	1000.000	1048.669	-4.9	0	0.00
6 H1	ORO C25-C36	1000.000	1012.673	-1.3	0	0.00
7 H1	DRO C10-C36	1000.000	-110.518	111.1#	0	-8.40#

Evaluate Continuing Calibration Report - Not Finds

1 H	DRO C10-C20	1000.000	0.000	100.0#	0	-5.05#
2 H	DRO C10-C25	1000.000	0.000	100.0#	0	-5.15#
3 H	DRO C10-C28	1000.000	0.000	100.0#	0	-6.85#
8 S1	Squalene	20.000	0.000	100.0#	0	-11.56#

(#) = Out of Range

SPCC's out = 0 CCC's out = 0

Data Path : R:\2\DATA\022820\  
 Data File : 02282019.D  
 Signal(s) : FID2B.CH  
 Acq On : 28 Feb 2020 4:42 pm  
 Operator : GCSVOC-Dhiren  
 Sample : ICV-ORO-022820  
 Misc :  
 ALS Vial : 16 Sample Multiplier: 1

Integration File: EVENTS.E  
 Quant Time: Mar 02 10:21:23 2020  
 Quant Method : Z:\HPCHEM\2\METHODS\022820DRO-ORO.M  
 Quant Title : DRO-ORO 09-09-15 DRO/ORO  
 QLast Update : Fri Feb 28 16:32:12 2020  
 Response via : Initial Calibration  
 Integrator: ChemStation 6890 Scale Mode: Large solvent peaks clipped

Volume Inj. :  
 Signal Phase :  
 Signal Info :

Compound	R.T.	Response	Conc	Units
-----				
System Monitoring Compounds				
4) S n-Eicosane	8.829	20286320	10.323	ug/mL
8) S1 Squalene	0.000	0	N.D.	ug/mL
Target Compounds				
1) H DRO C10-C20	0.000	0	N.D.	ug/mL
2) H DRO C10-C25	0.000	0	N.D.	ug/mL
3) H DRO C10-C28	0.000	0	N.D.	ug/mL
5) H1 ORO C20-C34	9.230	1225012496	1048.669	ug/mLm
6) H1 ORO C25-C36	10.700	1423053499	1012.673	ug/mLm
7) H1 DRO C10-C36	0.000	0	N.D.	ug/mL
-----				

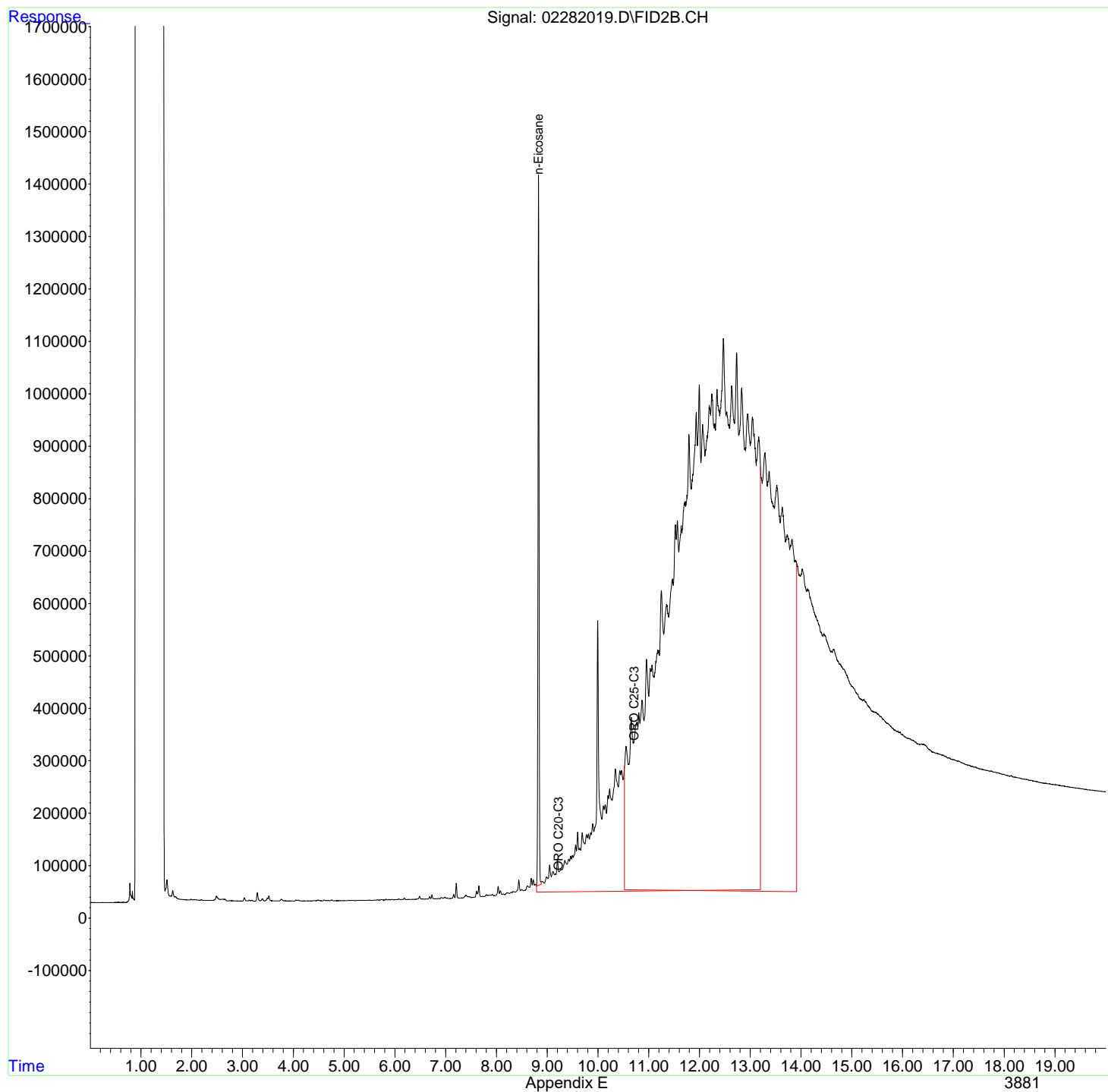
(f)=RT Delta > 1/2 Window

(m)=manual int.

Data Path : R:\2\DATA\022820\  
Data File : 02282019.D  
Signal(s) : FID2B.CH  
Acq On : 28 Feb 2020 4:42 pm  
Operator : GCSVOC-Dhiren  
Sample : ICV-ORO-022820  
Misc :  
ALS Vial : 16 Sample Multiplier: 1

Integration File: EVENTS.E  
Quant Time: Mar 02 10:21:23 2020  
Quant Method : Z:\HPCHEM\2\METHODS\022820DRO-ORO.M  
Quant Title : DRO-ORO 09-09-15 DRO/ORO  
QLast Update : Fri Feb 28 16:32:12 2020  
Response via : Initial Calibration  
Integrator: ChemStation 6890 Scale Mode: Large solvent peaks clipped

Volume Inj. :  
Signal Phase :  
Signal Info :



Data Path : R:\2\DATA\022820\  
 Data File : 02282020.D  
 Signal(s) : FID2B.CH  
 Acq On : 28 Feb 2020 5:10 pm  
 Operator : GCSVOC-Dhiren  
 Sample : MB-51084  
 Misc :  
 ALS Vial : 17 Sample Multiplier: 1

Integration File: EVENTS.E  
 Quant Time: Mar 02 10:21:49 2020  
 Quant Method : Z:\HPCHEM\2\METHODS\022820DRO-ORO.M  
 Quant Title : DRO-ORO 09-09-15 DRO/ORO  
 QLast Update : Fri Feb 28 16:32:12 2020  
 Response via : Initial Calibration  
 Integrator: ChemStation 6890 Scale Mode: Large solvent peaks clipped

Volume Inj. :  
 Signal Phase :  
 Signal Info :

Compound	R.T.	Response	Conc	Units
-----				
System Monitoring Compounds				
4) S n-Eicosane	8.830	26372550	13.601	ug/mL
8) S1 Squalene	11.558	22746212	13.638	ug/mL
Target Compounds				
1) H DRO C10-C20	0.000	0	N.D.	ug/mL
2) H DRO C10-C25	0.000	0	N.D.	ug/mL
3) H DRO C10-C28	0.000	0	N.D.	ug/mL
5) H1 ORO C20-C34	0.000	0	N.D.	ug/mL
6) H1 ORO C25-C36	0.000	0	N.D.	ug/mL
7) H1 DRO C10-C36	0.000	0	N.D.	ug/mL
-----				

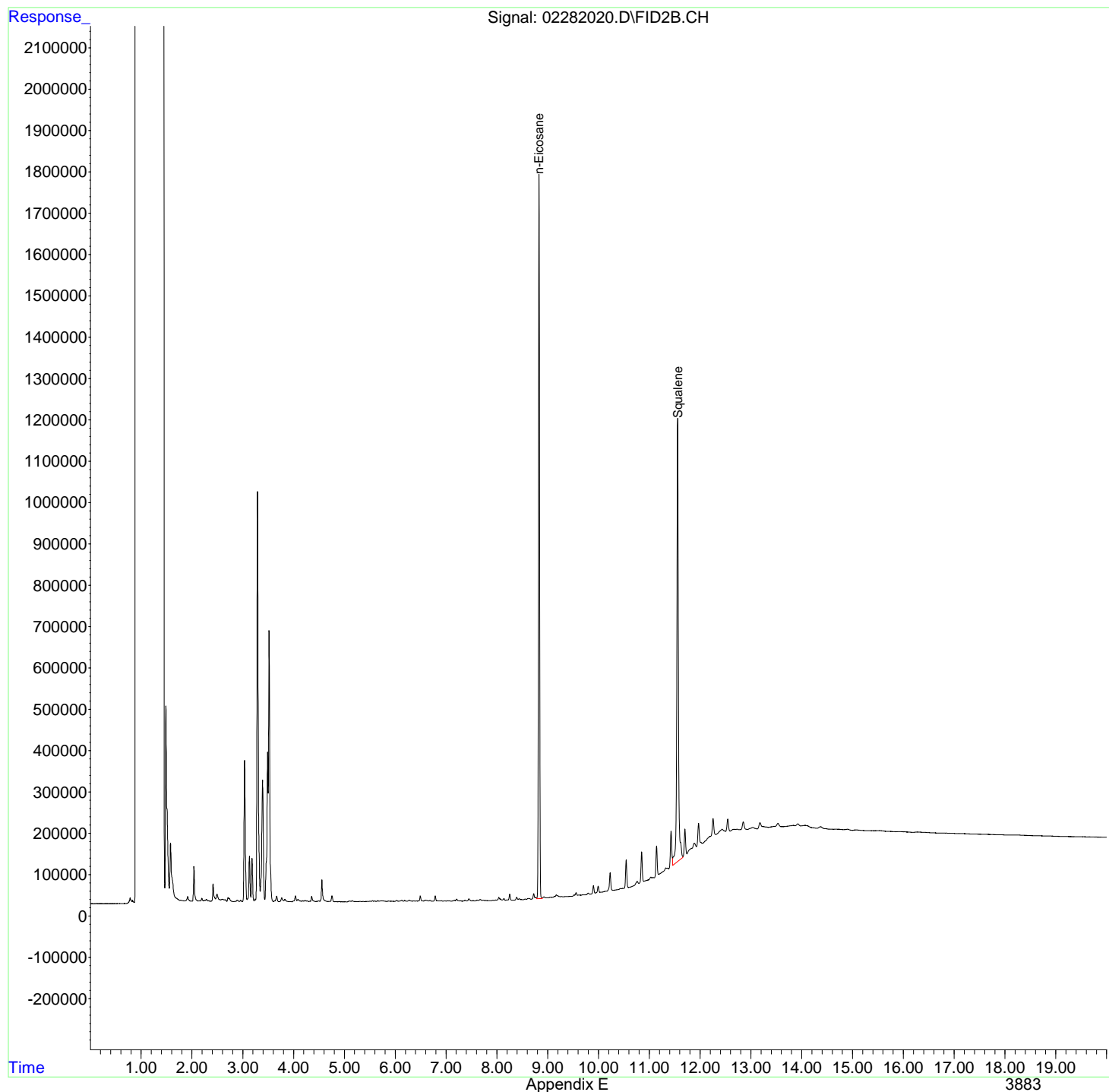
(f)=RT Delta > 1/2 Window

(m)=manual int.

Data Path : R:\2\DATA\022820\  
Data File : 02282020.D  
Signal(s) : FID2B.CH  
Acq On : 28 Feb 2020 5:10 pm  
Operator : GCSVOC-Dhiren  
Sample : MB-51084  
Misc :  
ALS Vial : 17 Sample Multiplier: 1

Integration File: EVENTS.E  
Quant Time: Mar 02 10:21:49 2020  
Quant Method : Z:\HPCHEM\2\METHODS\022820DRO-ORO.M  
Quant Title : DRO-ORO 09-09-15 DRO/ORO  
QLast Update : Fri Feb 28 16:32:12 2020  
Response via : Initial Calibration  
Integrator: ChemStation 6890 Scale Mode: Large solvent peaks clipped

Volume Inj. :  
Signal Phase :  
Signal Info :



Data Path : R:\2\DATA\022820\  
 Data File : 02282021.D  
 Signal(s) : FID2B.CH  
 Acq On : 28 Feb 2020 5:37 pm  
 Operator : GCSVOC-Dhiren  
 Sample : LOQ-51084  
 Misc :  
 ALS Vial : 18 Sample Multiplier: 1

Integration File: EVENTS.E  
 Quant Time: Mar 02 17:06:55 2020  
 Quant Method : Z:\HPCHEM\2\METHODS\022820DRO-ORO.M  
 Quant Title : DRO-ORO 09-09-15 DRO/ORO  
 QLast Update : Fri Feb 28 16:32:12 2020  
 Response via : Initial Calibration  
 Integrator: ChemStation 6890 Scale Mode: Large solvent peaks clipped

Volume Inj. :  
 Signal Phase :  
 Signal Info :

Compound	R.T.	Response	Conc Units
-----			
System Monitoring Compounds			
4) S n-Eicosane	8.829	26421908	13.628 ug/mLm
8) S1 Squalene	11.558	22731507	13.628 ug/mL
Target Compounds			
1) H DRO C10-C20	5.050	69128297	30.117 ug/mLm
2) H DRO C10-C25	5.150	103830605	47.545 ug/mLm
3) H DRO C10-C28	6.850	123339905	50.588 ug/mL
5) H1 ORO C20-C34	9.230	315105091	201.495 ug/mLm
6) H1 ORO C25-C36	10.700	388313212	202.332 ug/mLm
7) H1 DRO C10-C36	0.000	0	N.D. ug/mL
-----			

(f)=RT Delta > 1/2 Window

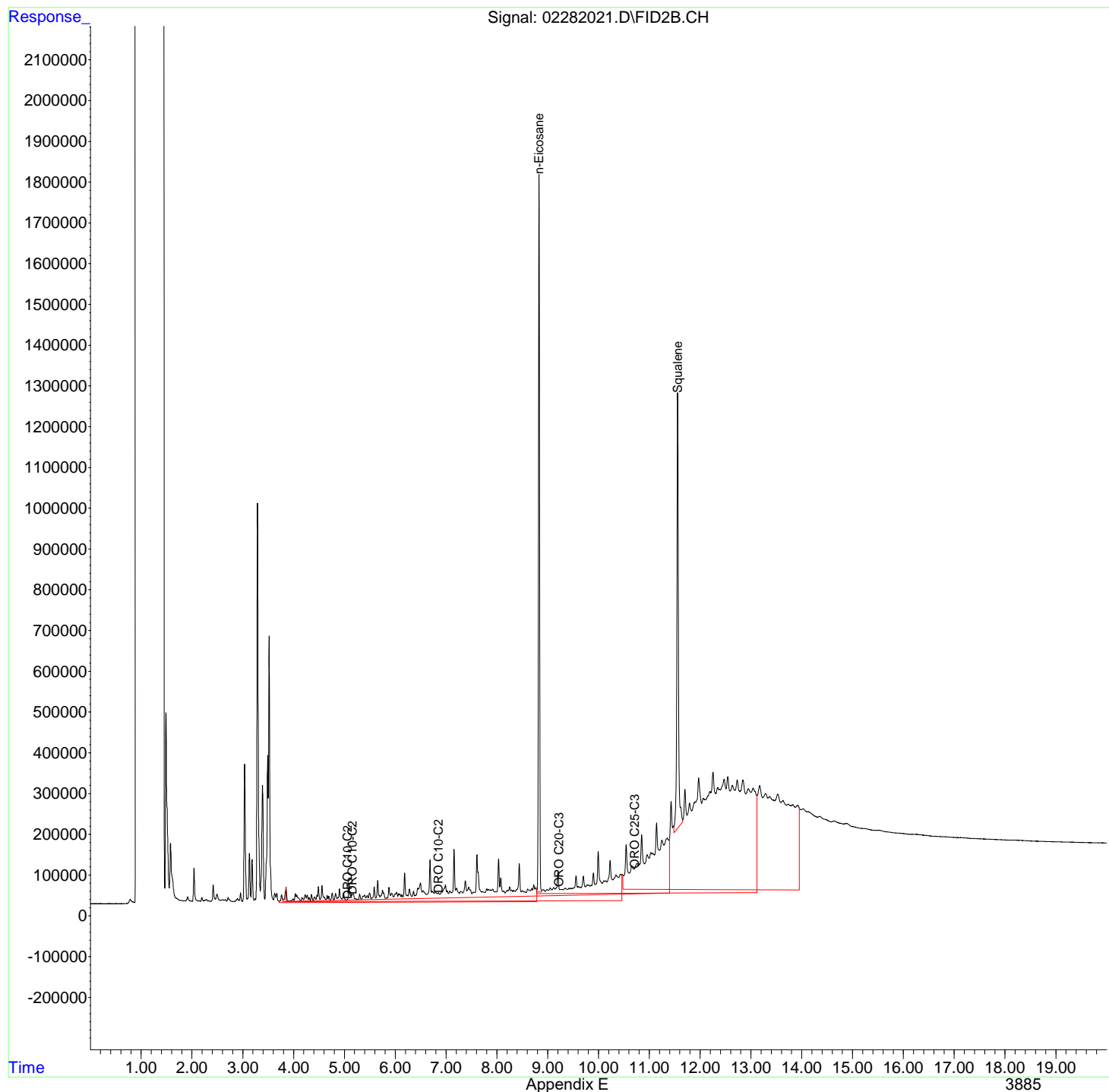
(m)=manual int.



Data Path : R:\2\DATA\022820\  
Data File : 02282021.D  
Signal(s) : FID2B.CH  
Acq On : 28 Feb 2020 5:37 pm  
Operator : GCSVOC-Dhiren  
Sample : LOQ-51084  
Misc :  
ALS Vial : 18 Sample Multiplier: 1

Integration File: EVENTS.E  
Quant Time: Mar 02 17:06:55 2020  
Quant Method : Z:\HPCHEM\2\METHODS\022820DRO-ORO.M  
Quant Title : DRO-ORO 09-09-15 DRO/ORO  
QLast Update : Fri Feb 28 16:32:12 2020  
Response via : Initial Calibration  
Integrator: ChemStation 6890 Scale Mode: Large solvent peaks clipped

Volume Inj. :  
Signal Phase :  
Signal Info :



Data Path : R:\2\DATA\022820\  
 Data File : 02282022.D  
 Signal(s) : FID2B.CH  
 Acq On : 28 Feb 2020 6:04 pm  
 Operator : GCSVOC-Dhiren  
 Sample : LOD-51084  
 Misc : Aqueous  
 ALS Vial : 19 Sample Multiplier: 1

Integration File: EVENTS.E  
 Quant Time: Mar 02 17:09:16 2020  
 Quant Method : Z:\HPCHEM\2\METHODS\022820DRO-ORO.M  
 Quant Title : DRO-ORO 09-09-15 DRO/ORO  
 QLast Update : Fri Feb 28 16:32:12 2020  
 Response via : Initial Calibration  
 Integrator: ChemStation 6890 Scale Mode: Large solvent peaks clipped

Volume Inj. :  
 Signal Phase :  
 Signal Info :

Compound	R.T.	Response	Conc Units
-----			
System Monitoring Compounds			
4) S n-Eicosane	8.830	22348047	11.433 ug/mL
8) S1 Squalene	11.557	19264208	11.434 ug/mL
Target Compounds			
1) H DRO C10-C20	5.050	56374144	21.550 ug/mLm
2) H DRO C10-C25	5.150	83511742	35.852 ug/mLm
3) H DRO C10-C28	6.850	113200897	44.876 ug/mLm
5) H1 ORO C20-C34	9.230	262195019	152.233 ug/mLm
6) H1 ORO C25-C36	10.700	323569279	151.628 ug/mLm
7) H1 DRO C10-C36	8.400	436361393	140.412 ug/mL
-----			

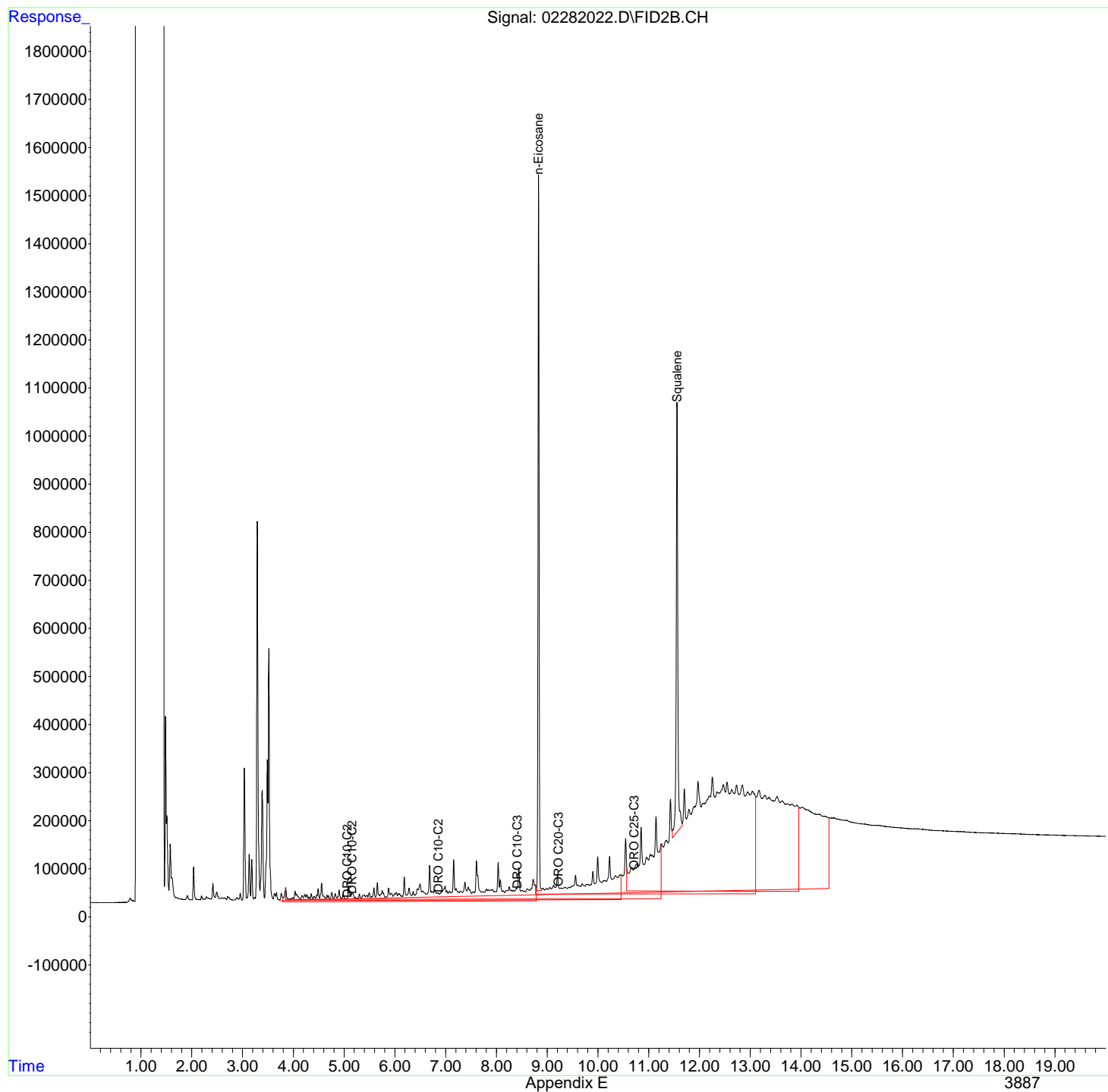
(f)=RT Delta > 1/2 Window

(m)=manual int.

Data Path : R:\2\DATA\022820\  
Data File : 02282022.D  
Signal(s) : FID2B.CH  
Acq On : 28 Feb 2020 6:04 pm  
Operator : GCSVOC-Dhiren  
Sample : LOD-51084  
Misc : Aqueous  
ALS Vial : 19 Sample Multiplier: 1

Integration File: EVENTS.E  
Quant Time: Mar 02 17:09:16 2020  
Quant Method : Z:\HPCHEM\2\METHODS\022820DRO-ORO.M  
Quant Title : DRO-ORO 09-09-15 DRO/ORO  
QLast Update : Fri Feb 28 16:32:12 2020  
Response via : Initial Calibration  
Integrator: ChemStation 6890 Scale Mode: Large solvent peaks clipped

Volume Inj. :  
Signal Phase :  
Signal Info :



Data Path : R:\2\DATA\022820\  
 Data File : 02282023.D  
 Signal(s) : FID2B.CH  
 Acq On : 28 Feb 2020 6:31 pm  
 Operator : GCSVOC-Dhiren  
 Sample : IDMP-1  
 Misc : Aqueous  
 ALS Vial : 20 Sample Multiplier: 1

Integration File: EVENTS.E  
 Quant Time: Mar 02 17:10:18 2020  
 Quant Method : Z:\HPCHEM\2\METHODS\022820DRO-ORO.M  
 Quant Title : DRO-ORO 09-09-15 DRO/ORO  
 QLast Update : Fri Feb 28 16:32:12 2020  
 Response via : Initial Calibration  
 Integrator: ChemStation 6890 Scale Mode: Large solvent peaks clipped

Volume Inj. :  
 Signal Phase :  
 Signal Info :

Compound	R.T.	Response	Conc Units
-----			
System Monitoring Compounds			
4) S n-Eicosane	8.829	3841656	1.466 ug/mLm
8) S1 Squalene	0.000	0	N.D. ug/mL
Target Compounds			
1) H DRO C10-C20	5.050	570247453	366.717 ug/mLm
2) H DRO C10-C25	5.150	737273031	412.071 ug/mLm
3) H DRO C10-C28	6.850	916502442	497.419 ug/mLm
5) H1 ORO C20-C34	9.230	458469299	334.975 ug/mLm
6) H1 ORO C25-C36	10.700	587583174	358.387 ug/mLm
7) H1 DRO C10-C36	0.000	0	N.D. ug/mL
-----			

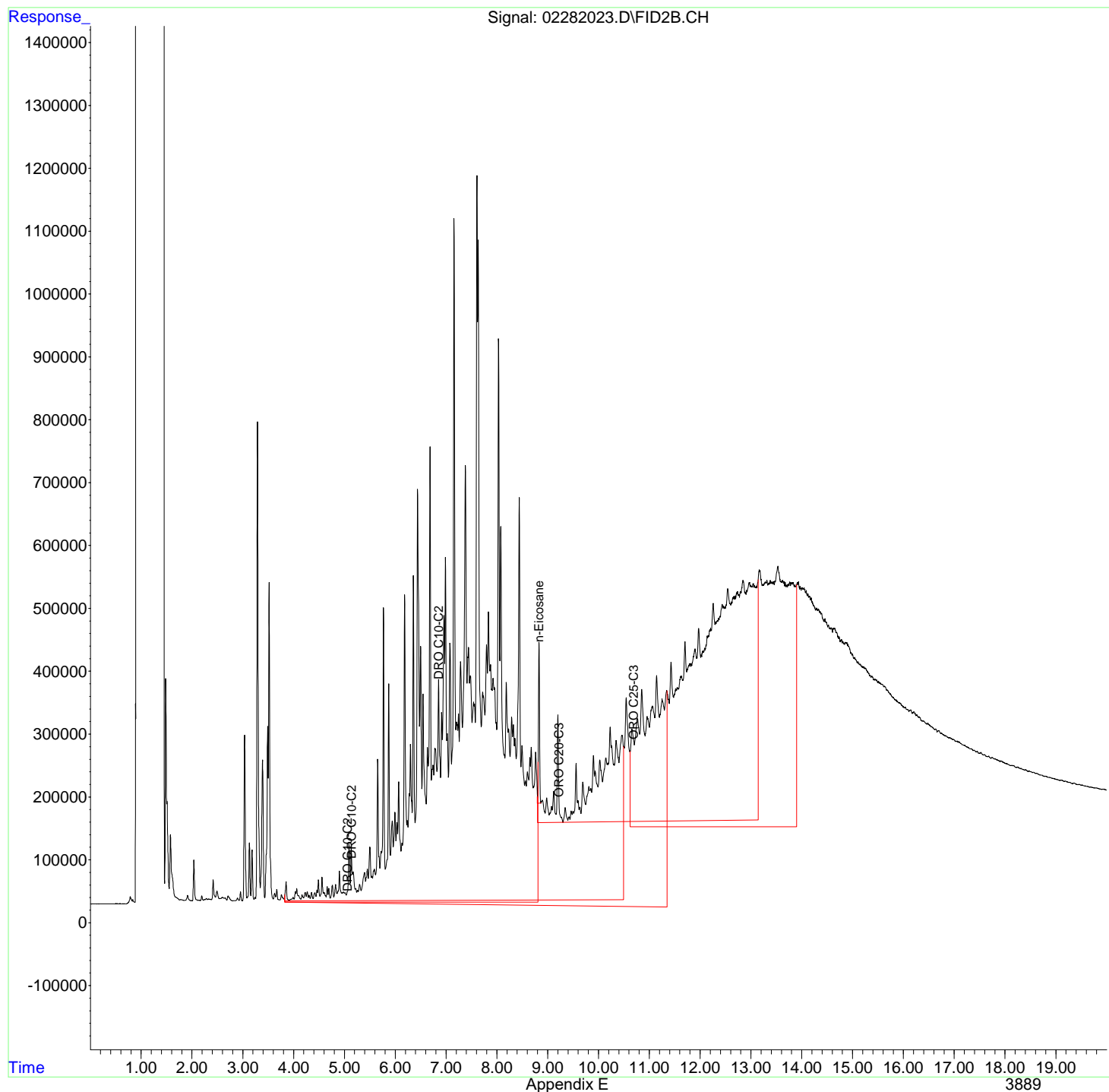
(f)=RT Delta > 1/2 Window

(m)=manual int.

Data Path : R:\2\DATA\022820\  
Data File : 02282023.D  
Signal(s) : FID2B.CH  
Acq On : 28 Feb 2020 6:31 pm  
Operator : GCSVOC-Dhiren  
Sample : IDMP-1  
Misc : Aqueous  
ALS Vial : 20 Sample Multiplier: 1

Integration File: EVENTS.E  
Quant Time: Mar 02 17:10:18 2020  
Quant Method : Z:\HPCHEM\2\METHODS\022820DRO-ORO.M  
Quant Title : DRO-ORO 09-09-15 DRO/ORO  
QLast Update : Fri Feb 28 16:32:12 2020  
Response via : Initial Calibration  
Integrator: ChemStation 6890 Scale Mode: Large solvent peaks clipped

Volume Inj. :  
Signal Phase :  
Signal Info :



Data Path : R:\2\DATA\022820\  
 Data File : 02282024.D  
 Signal(s) : FID2B.CH  
 Acq On : 28 Feb 2020 6:59 pm  
 Operator : GCSVOC-Dhiren  
 Sample : IDMP-2  
 Misc : Aqueous  
 ALS Vial : 21 Sample Multiplier: 1

Integration File: EVENTS.E  
 Quant Time: Mar 02 17:11:36 2020  
 Quant Method : Z:\HPCHEM\2\METHODS\022820DRO-ORO.M  
 Quant Title : DRO-ORO 09-09-15 DRO/ORO  
 QLast Update : Fri Feb 28 16:32:12 2020  
 Response via : Initial Calibration  
 Integrator: ChemStation 6890 Scale Mode: Large solvent peaks clipped

Volume Inj. :  
 Signal Phase :  
 Signal Info :

Compound	R.T.	Response	Conc Units
-----			
System Monitoring Compounds			
4) S n-Eicosane	8.829	45165978	23.724 ug/mLm
8) S1 Squalene	11.557	37022345	22.671 ug/mL
Target Compounds			
1) H DRO C10-C20	5.050	551752355	354.294 ug/mLm
2) H DRO C10-C25	5.150	711790518	397.406 ug/mLm
3) H DRO C10-C28	6.850	867777718	469.969 ug/mLm
5) H1 ORO C20-C34	9.230	536576532	407.698 ug/mLm
6) H1 ORO C25-C36	10.700	664005623	418.236 ug/mLm
7) H1 DRO C10-C36	0.000	0	N.D. ug/mL
-----			

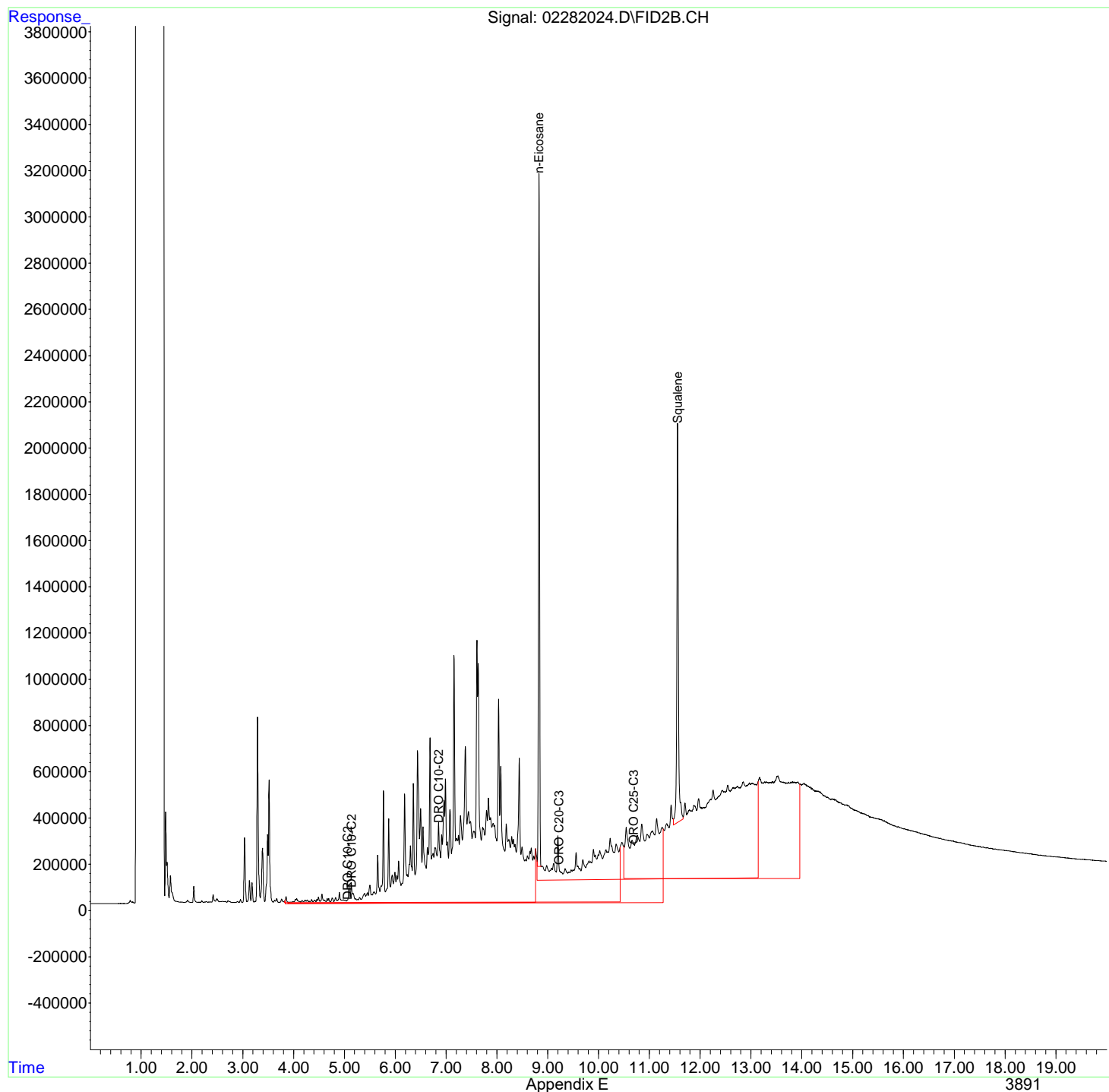
(f)=RT Delta > 1/2 Window

(m)=manual int.

Data Path : R:\2\DATA\022820\  
Data File : 02282024.D  
Signal(s) : FID2B.CH  
Acq On : 28 Feb 2020 6:59 pm  
Operator : GCSVOC-Dhiren  
Sample : IDMP-2  
Misc : Aqueous  
ALS Vial : 21 Sample Multiplier: 1

Integration File: EVENTS.E  
Quant Time: Mar 02 17:11:36 2020  
Quant Method : Z:\HPCHEM\2\METHODS\022820DRO-ORO.M  
Quant Title : DRO-ORO 09-09-15 DRO/ORO  
QLast Update : Fri Feb 28 16:32:12 2020  
Response via : Initial Calibration  
Integrator: ChemStation 6890 Scale Mode: Large solvent peaks clipped

Volume Inj. :  
Signal Phase :  
Signal Info :



Data Path : R:\2\DATA\022820\  
 Data File : 02282025.D  
 Signal(s) : FID2B.CH  
 Acq On : 28 Feb 2020 7:26 pm  
 Operator : GCSVOC-Dhiren  
 Sample : IDMP-3  
 Misc : Aqueous  
 ALS Vial : 22 Sample Multiplier: 1

Integration File: EVENTS.E  
 Quant Time: Mar 02 17:12:37 2020  
 Quant Method : Z:\HPCHEM\2\METHODS\022820DRO-ORO.M  
 Quant Title : DRO-ORO 09-09-15 DRO/ORO  
 QLast Update : Fri Feb 28 16:32:12 2020  
 Response via : Initial Calibration  
 Integrator: ChemStation 6890 Scale Mode: Large solvent peaks clipped

Volume Inj. :  
 Signal Phase :  
 Signal Info :

Compound	R.T.	Response	Conc Units
-----			
System Monitoring Compounds			
4) S n-Eicosane	8.828	31377701	16.297 ug/mLm
8) S1 Squalene	11.557	23323432	14.003 ug/mL
Target Compounds			
1) H DRO C10-C20	5.050	700658801	454.314 ug/mLm
2) H DRO C10-C25	5.150	930832397	523.458 ug/mLm
3) H DRO C10-C28	6.850	1110759643	606.854 ug/mLm
5) H1 ORO C20-C34	9.230	619497261	484.901 ug/mLm
6) H1 ORO C25-C36	10.700	764861396	497.220 ug/mLm
7) H1 DRO C10-C36	0.000	0	N.D. ug/mL
-----			

(f)=RT Delta > 1/2 Window

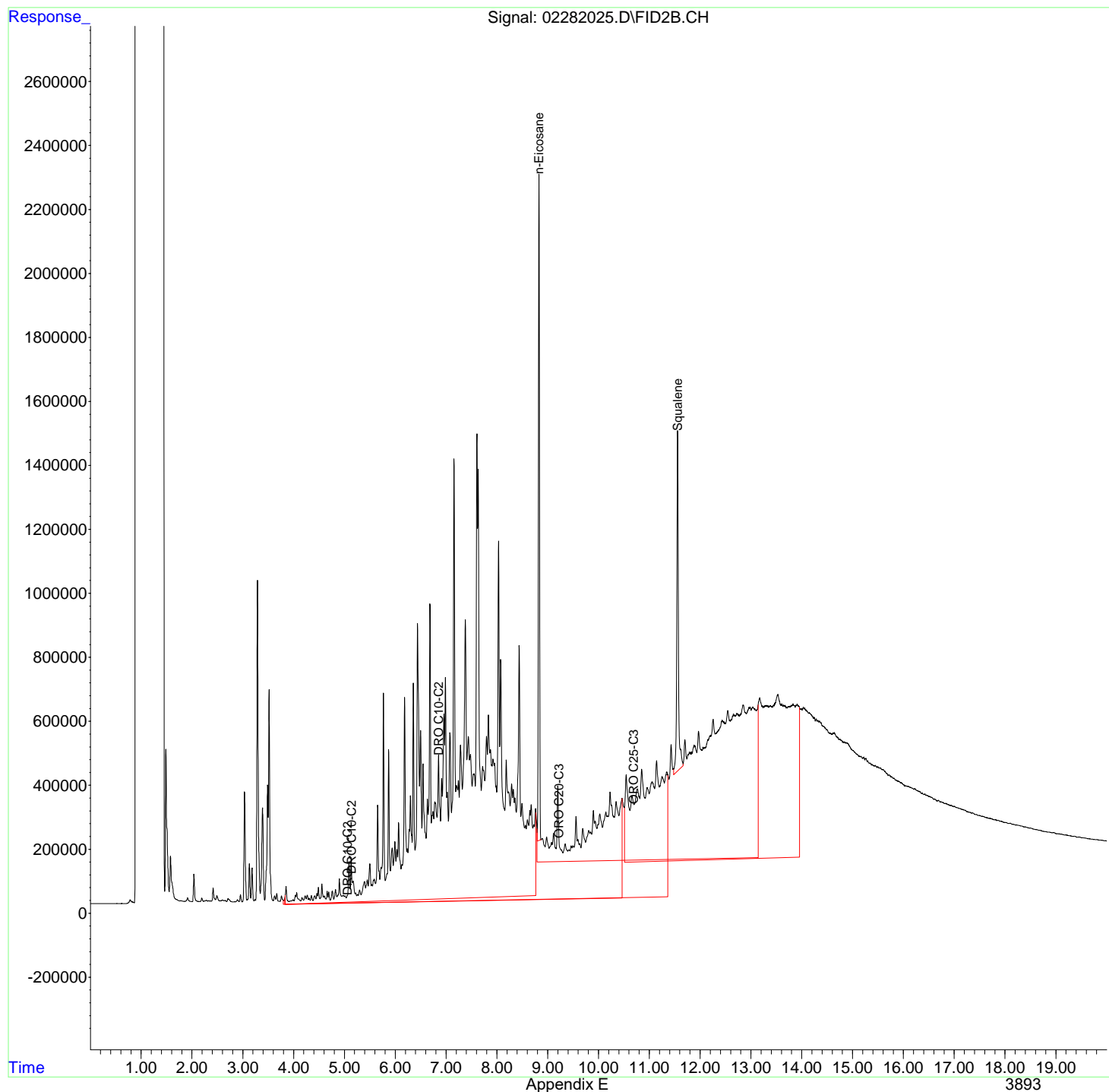
(m)=manual int.



Data Path : R:\2\DATA\022820\  
Data File : 02282025.D  
Signal(s) : FID2B.CH  
Acq On : 28 Feb 2020 7:26 pm  
Operator : GCSVOC-Dhiren  
Sample : IDMP-3  
Misc : Aqueous  
ALS Vial : 22 Sample Multiplier: 1

Integration File: EVENTS.E  
Quant Time: Mar 02 17:12:37 2020  
Quant Method : Z:\HPCHEM\2\METHODS\022820DRO-ORO.M  
Quant Title : DRO-ORO 09-09-15 DRO/ORO  
QLast Update : Fri Feb 28 16:32:12 2020  
Response via : Initial Calibration  
Integrator: ChemStation 6890 Scale Mode: Large solvent peaks clipped

Volume Inj. :  
Signal Phase :  
Signal Info :



Data Path : R:\2\DATA\022820\  
 Data File : 02282026.D  
 Signal(s) : FID2B.CH  
 Acq On : 28 Feb 2020 7:53 pm  
 Operator : GCSVOC-Dhiren  
 Sample : IDMP-4  
 Misc : Aqueous  
 ALS Vial : 23 Sample Multiplier: 1

Integration File: EVENTS.E  
 Quant Time: Mar 02 17:13:32 2020  
 Quant Method : Z:\HPCHEM\2\METHODS\022820DRO-ORO.M  
 Quant Title : DRO-ORO 09-09-15 DRO/ORO  
 QLast Update : Fri Feb 28 16:32:12 2020  
 Response via : Initial Calibration  
 Integrator: ChemStation 6890 Scale Mode: Large solvent peaks clipped

Volume Inj. :  
 Signal Phase :  
 Signal Info :

Compound	R.T.	Response	Conc Units
-----			
System Monitoring Compounds			
4) S n-Eicosane	8.829	31436564	16.329 ug/mLm
8) S1 Squalene	11.557	23789040	14.298 ug/mL
Target Compounds			
1) H DRO C10-C20	5.050	742816530	482.632 ug/mLm
2) H DRO C10-C25	5.150	941270827	529.465 ug/mLm
3) H DRO C10-C28	6.850	1177228583	644.300 ug/mLm
5) H1 ORO C20-C34	9.230	605077429	471.476 ug/mLm
6) H1 ORO C25-C36	10.700	774337812	504.641 ug/mLm
7) H1 DRO C10-C36	0.000	0	N.D. ug/mL
-----			

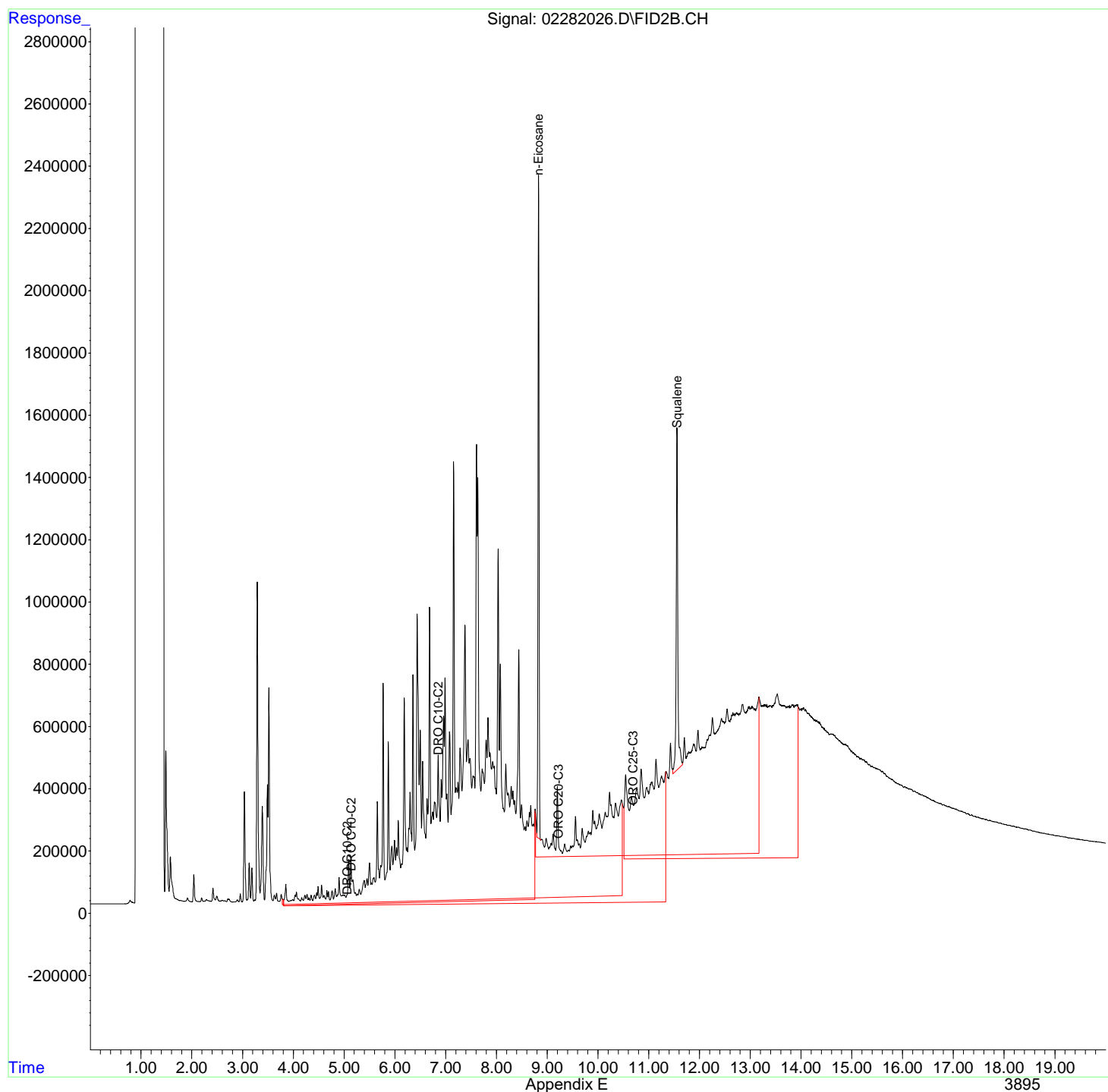
(f)=RT Delta > 1/2 Window

(m)=manual int.

Data Path : R:\2\DATA\022820\  
Data File : 02282026.D  
Signal(s) : FID2B.CH  
Acq On : 28 Feb 2020 7:53 pm  
Operator : GCSVOC-Dhiren  
Sample : IDMP-4  
Misc : Aqueous  
ALS Vial : 23 Sample Multiplier: 1

Integration File: EVENTS.E  
Quant Time: Mar 02 17:13:32 2020  
Quant Method : Z:\HPCHEM\2\METHODS\022820DRO-ORO.M  
Quant Title : DRO-ORO 09-09-15 DRO/ORO  
QLast Update : Fri Feb 28 16:32:12 2020  
Response via : Initial Calibration  
Integrator: ChemStation 6890 Scale Mode: Large solvent peaks clipped

Volume Inj. :  
Signal Phase :  
Signal Info :



Data Path : R:\2\DATA\022820\  
 Data File : 02282027.D  
 Signal(s) : FID2B.CH  
 Acq On : 28 Feb 2020 8:20 pm  
 Operator : GCSVOC-Dhiren  
 Sample : MB-5117  
 Misc :  
 ALS Vial : 24 Sample Multiplier: 1

Integration File: EVENTS.E  
 Quant Time: Mar 02 10:26:44 2020  
 Quant Method : Z:\HPCHEM\2\METHODS\022820DRO-ORO.M  
 Quant Title : DRO-ORO 09-09-15 DRO/ORO  
 QLast Update : Fri Feb 28 16:32:12 2020  
 Response via : Initial Calibration  
 Integrator: ChemStation 6890 Scale Mode: Large solvent peaks clipped

Volume Inj. :  
 Signal Phase :  
 Signal Info :

Compound	R.T.	Response	Conc	Units
-----				
System Monitoring Compounds				
4) S n-Eicosane	8.830	26537184	13.690	ug/mL
8) S1 Squalene	11.558	24076619	14.480	ug/mL
Target Compounds				
1) H DRO C10-C20	0.000	0	N.D.	ug/mL
2) H DRO C10-C25	0.000	0	N.D.	ug/mL
3) H DRO C10-C28	0.000	0	N.D.	ug/mL
5) H1 ORO C20-C34	0.000	0	N.D.	ug/mL
6) H1 ORO C25-C36	0.000	0	N.D.	ug/mL
7) H1 DRO C10-C36	0.000	0	N.D.	ug/mL
-----				

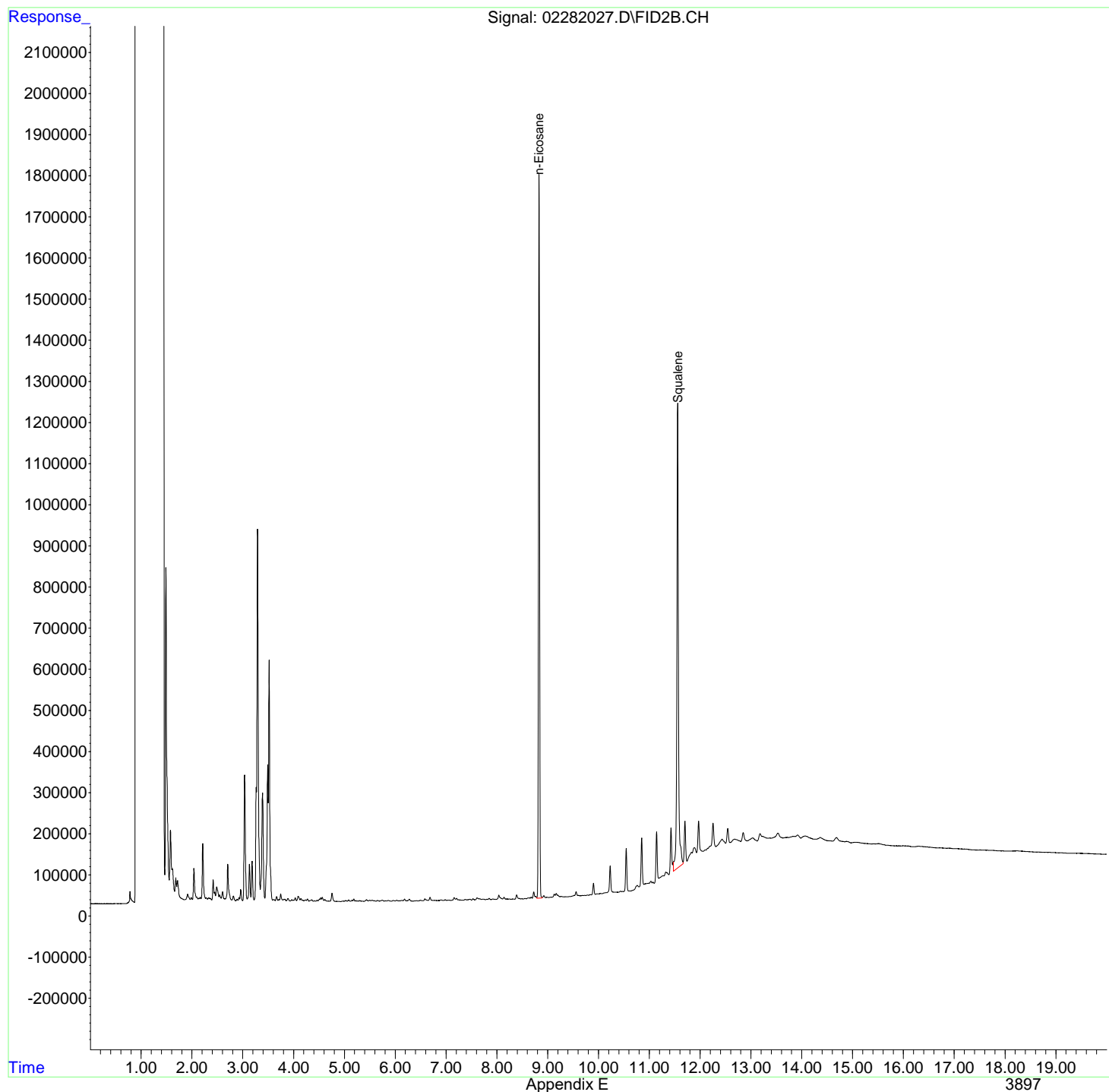
(f)=RT Delta > 1/2 Window

(m)=manual int.

Data Path : R:\2\DATA\022820\  
Data File : 02282027.D  
Signal(s) : FID2B.CH  
Acq On : 28 Feb 2020 8:20 pm  
Operator : GCSVOC-Dhiren  
Sample : MB-5117  
Misc :  
ALS Vial : 24 Sample Multiplier: 1

Integration File: EVENTS.E  
Quant Time: Mar 02 10:26:44 2020  
Quant Method : Z:\HPCHEM\2\METHODS\022820DRO-ORO.M  
Quant Title : DRO-ORO 09-09-15 DRO/ORO  
QLast Update : Fri Feb 28 16:32:12 2020  
Response via : Initial Calibration  
Integrator: ChemStation 6890 Scale Mode: Large solvent peaks clipped

Volume Inj. :  
Signal Phase :  
Signal Info :



Data Path : R:\2\DATA\022820\  
 Data File : 02282028.D  
 Signal(s) : FID2B.CH  
 Acq On : 28 Feb 2020 8:48 pm  
 Operator : GCSVOC-Dhiren  
 Sample : LOQ  
 Misc :  
 ALS Vial : 25 Sample Multiplier: 1

Integration File: EVENTS.E  
 Quant Time: Mar 02 10:48:01 2020  
 Quant Method : Z:\HPCHEM\2\METHODS\022820DRO-ORO.M  
 Quant Title : DRO-ORO 09-09-15 DRO/ORO  
 QLast Update : Fri Feb 28 16:32:12 2020  
 Response via : Initial Calibration  
 Integrator: ChemStation 6890 Scale Mode: Large solvent peaks clipped

Volume Inj. :  
 Signal Phase :  
 Signal Info :

Compound	R.T.	Response	Conc Units
-----			
System Monitoring Compounds			
4) S n-Eicosane	8.829	26762169	13.811 ug/mL
8) S1 Squalene	11.558	25195002	15.187 ug/mL
Target Compounds			
1) H DRO C10-C20	5.050	71978557	32.031 ug/mLm
2) H DRO C10-C25	5.150	101066088	45.954 ug/mLm
3) H DRO C10-C28	6.850	115497266	46.169 ug/mL
5) H1 ORO C20-C34	9.230	266009511	155.785 ug/mLm
6) H1 ORO C25-C36	10.700	322208731	150.563 ug/mLm
7) H1 DRO C10-C36	0.000	0	N.D. ug/mL
-----			

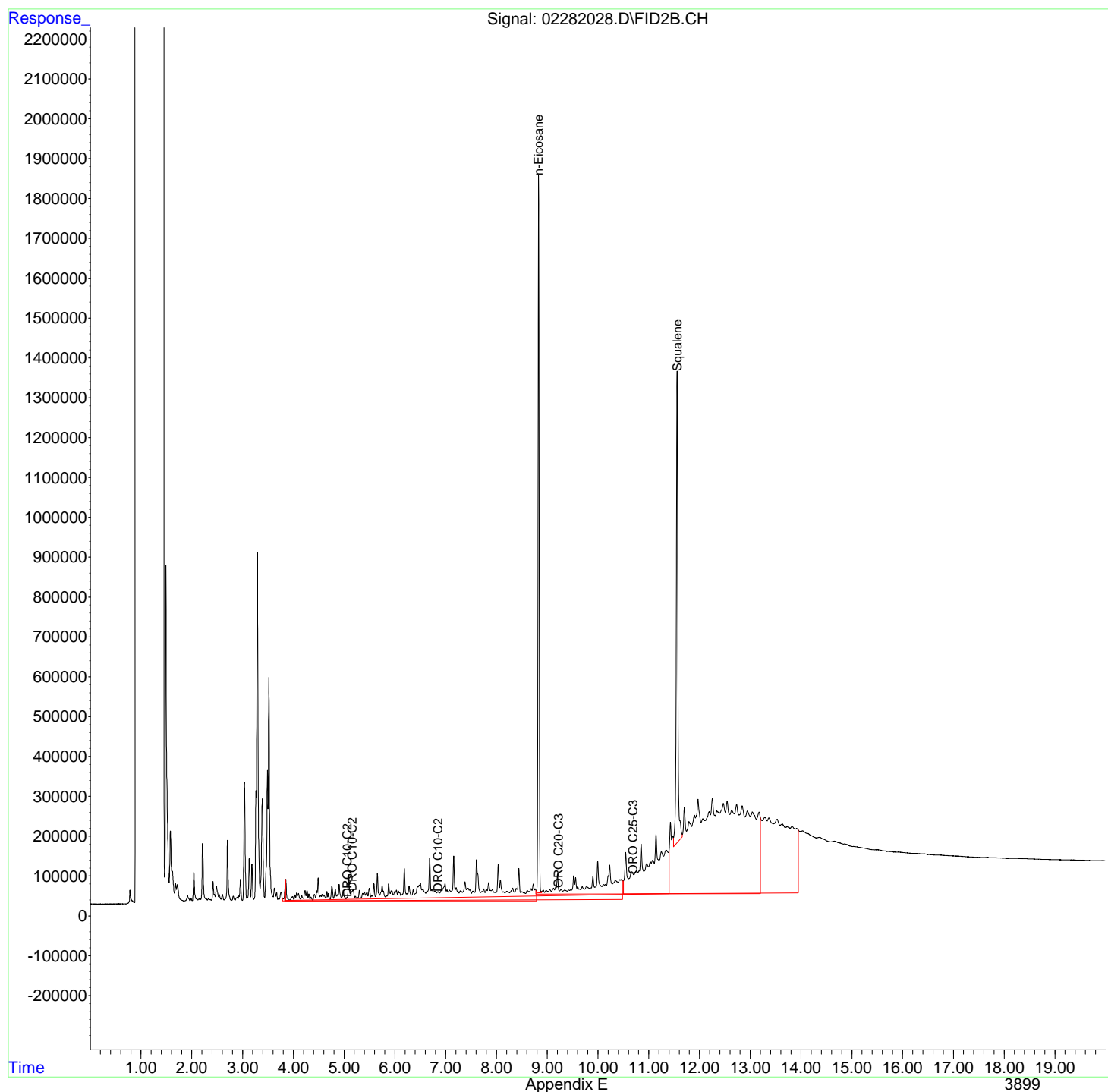
(f)=RT Delta > 1/2 Window

(m)=manual int.

Data Path : R:\2\DATA\022820\  
Data File : 02282028.D  
Signal(s) : FID2B.CH  
Acq On : 28 Feb 2020 8:48 pm  
Operator : GCSVOC-Dhiren  
Sample : LOQ  
Misc :  
ALS Vial : 25 Sample Multiplier: 1

Integration File: EVENTS.E  
Quant Time: Mar 02 10:48:01 2020  
Quant Method : Z:\HPCHEM\2\METHODS\022820DRO-ORO.M  
Quant Title : DRO-ORO 09-09-15 DRO/ORO  
QLast Update : Fri Feb 28 16:32:12 2020  
Response via : Initial Calibration  
Integrator: ChemStation 6890 Scale Mode: Large solvent peaks clipped

Volume Inj. :  
Signal Phase :  
Signal Info :



Data Path : R:\2\DATA\022820\  
 Data File : 02282029.D  
 Signal(s) : FID2B.CH  
 Acq On : 28 Feb 2020 9:15 pm  
 Operator : GCSVOC-Dhiren  
 Sample : IDMP-1-GDI  
 Misc :  
 ALS Vial : 26 Sample Multiplier: 1

Integration File: EVENTS.E  
 Quant Time: Mar 02 10:35:24 2020  
 Quant Method : Z:\HPCHEM\2\METHODS\022820DRO-ORO.M  
 Quant Title : DRO-ORO 09-09-15 DRO/ORO  
 QLast Update : Fri Feb 28 16:32:12 2020  
 Response via : Initial Calibration  
 Integrator: ChemStation 6890 Scale Mode: Large solvent peaks clipped

Volume Inj. :  
 Signal Phase :  
 Signal Info :

Compound	R.T.	Response	Conc Units
-----			
System Monitoring Compounds			
4) S n-Eicosane	8.829	29038834	15.037 ug/mLm
8) S1 Squalene	11.557	23409010	14.057 ug/mLm
Target Compounds			
1) H DRO C10-C20	5.050	587430917	378.260 ug/mLm
2) H DRO C10-C25	5.150	693666730	386.977 ug/mLm
3) H DRO C10-C28	6.850	818397908	442.151 ug/mLm
5) H1 ORO C20-C34	9.230	687252669	547.985 ug/mLm
6) H1 ORO C25-C36	10.700	849504635	563.507 ug/mLm
7) H1 DRO C10-C36	0.000	0	N.D. ug/mL
-----			

(f)=RT Delta > 1/2 Window

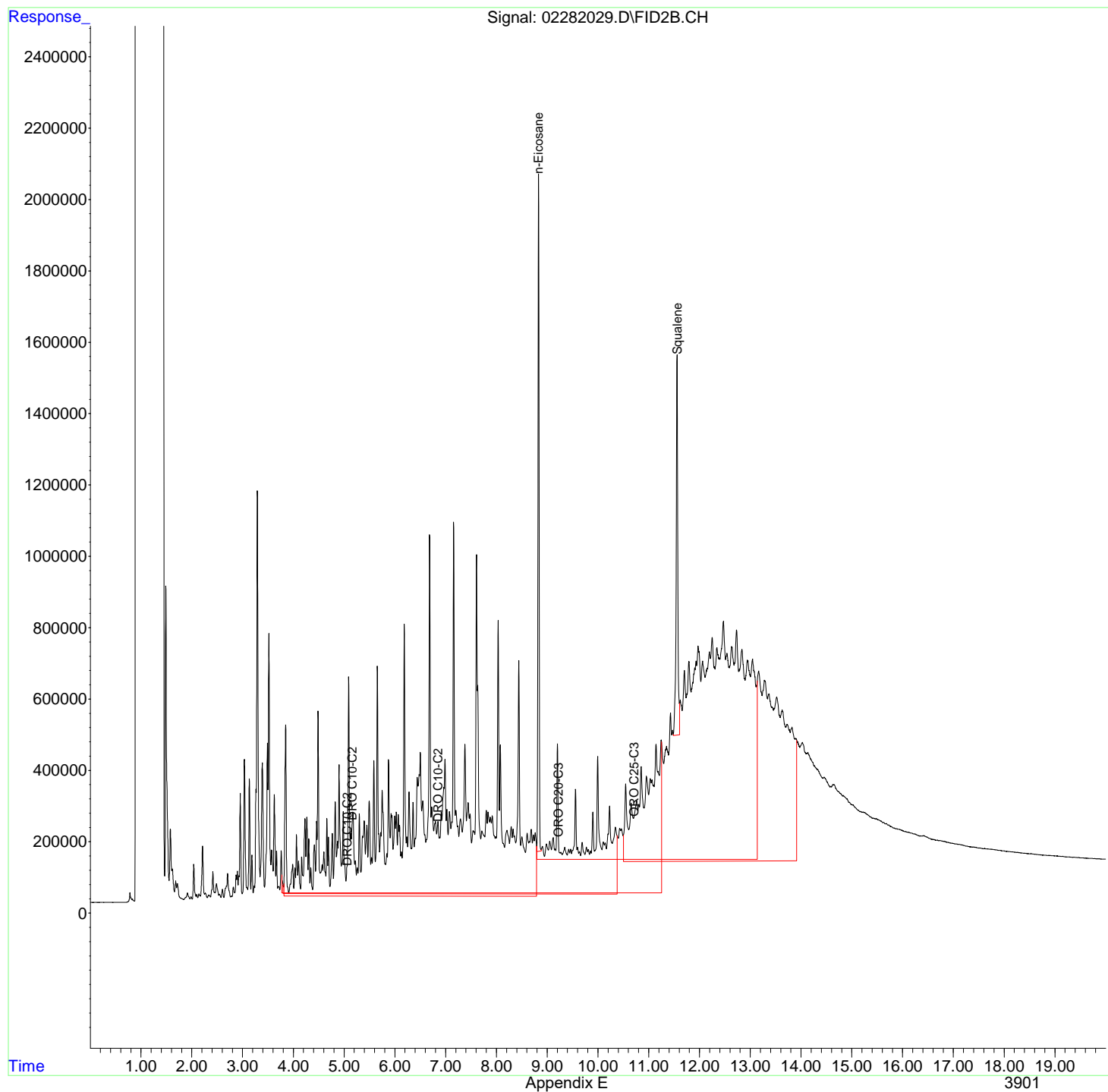
(m)=manual int.



Data Path : R:\2\DATA\022820\  
Data File : 02282029.D  
Signal(s) : FID2B.CH  
Acq On : 28 Feb 2020 9:15 pm  
Operator : GCSVOC-Dhiren  
Sample : IDMP-1-GDI  
Misc :  
ALS Vial : 26 Sample Multiplier: 1

Integration File: EVENTS.E  
Quant Time: Mar 02 10:35:24 2020  
Quant Method : Z:\HPCHEM\2\METHODS\022820DRO-ORO.M  
Quant Title : DRO-ORO 09-09-15 DRO/ORO  
QLast Update : Fri Feb 28 16:32:12 2020  
Response via : Initial Calibration  
Integrator: ChemStation 6890 Scale Mode: Large solvent peaks clipped

Volume Inj. :  
Signal Phase :  
Signal Info :



Data Path : R:\2\DATA\022820\  
 Data File : 02282030.D  
 Signal(s) : FID2B.CH  
 Acq On : 28 Feb 2020 9:42 pm  
 Operator : GCSVOC-Dhiren  
 Sample : IDMP-2-GDI  
 Misc :  
 ALS Vial : 27 Sample Multiplier: 1

Integration File: EVENTS.E  
 Quant Time: Mar 02 10:42:37 2020  
 Quant Method : Z:\HPCHEM\2\METHODS\022820DRO-ORO.M  
 Quant Title : DRO-ORO 09-09-15 DRO/ORO  
 QLast Update : Fri Feb 28 16:32:12 2020  
 Response via : Initial Calibration  
 Integrator: ChemStation 6890 Scale Mode: Large solvent peaks clipped

Volume Inj. :  
 Signal Phase :  
 Signal Info :

Compound	R.T.	Response	Conc Units
-----			
System Monitoring Compounds			
4) S n-Eicosane	8.829	31818524	16.534 ug/mLm
8) S1 Squalene	11.557	24978523	15.050 ug/mLm
Target Compounds			
1) H DRO C10-C20	5.050	375628225	235.992 ug/mLm
2) H DRO C10-C25	5.150	398746151	217.259 ug/mLm
3) H DRO C10-C28	6.850	495691911	260.353 ug/mLm
5) H1 ORO C20-C34	9.230	472622116	348.153 ug/mLm
6) H1 ORO C25-C36	10.700	555156929	332.993 ug/mLm
7) H1 DRO C10-C36	0.000	0	N.D. ug/mL
-----			

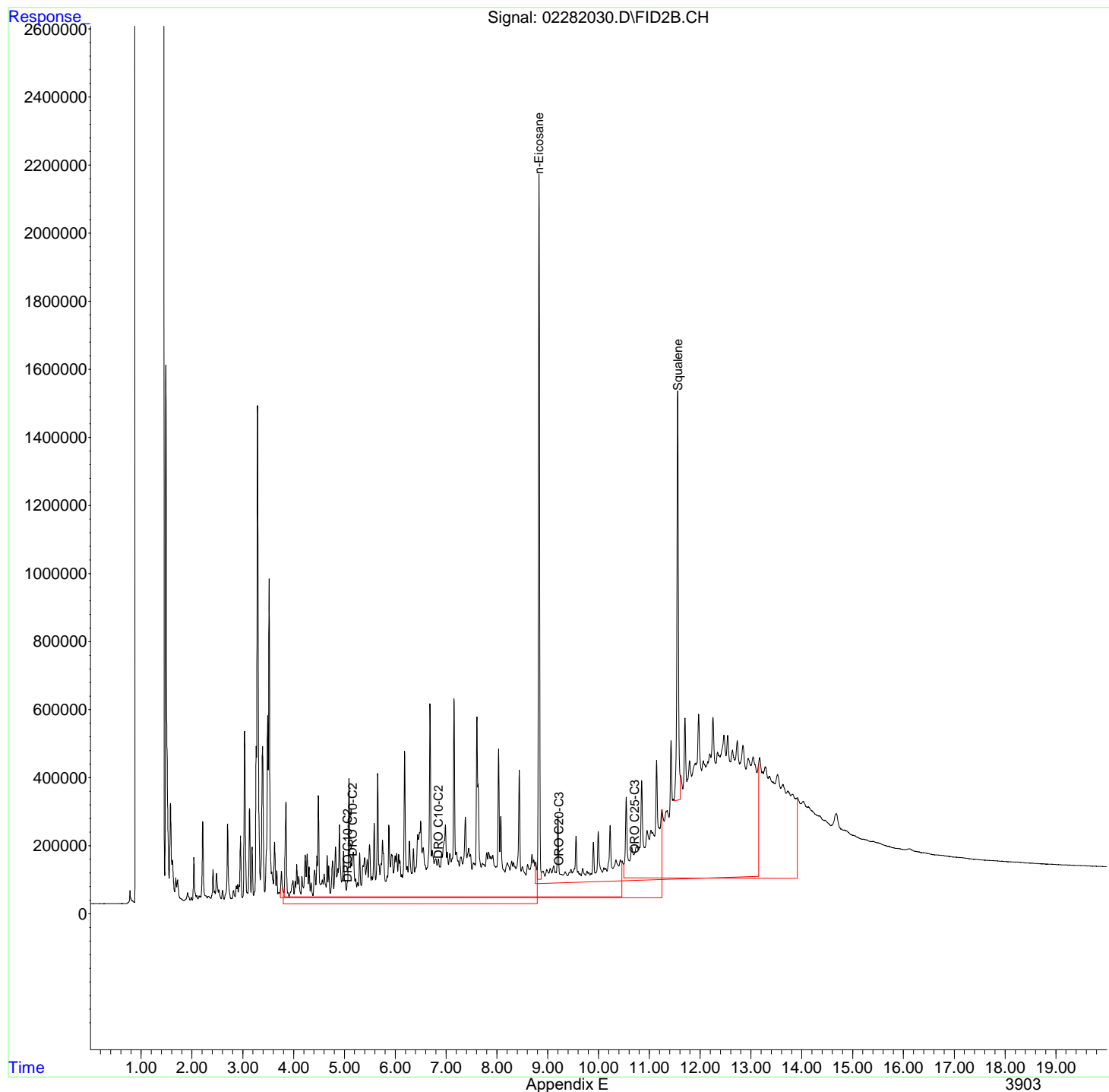
(f)=RT Delta > 1/2 Window

(m)=manual int.

Data Path : R:\2\DATA\022820\  
Data File : 02282030.D  
Signal(s) : FID2B.CH  
Acq On : 28 Feb 2020 9:42 pm  
Operator : GCSVOC-Dhiren  
Sample : IDMP-2-GDI  
Misc :  
ALS Vial : 27 Sample Multiplier: 1

Integration File: EVENTS.E  
Quant Time: Mar 02 10:42:37 2020  
Quant Method : Z:\HPCHEM\2\METHODS\022820DRO-ORO.M  
Quant Title : DRO-ORO 09-09-15 DRO/ORO  
QLast Update : Fri Feb 28 16:32:12 2020  
Response via : Initial Calibration  
Integrator: ChemStation 6890 Scale Mode: Large solvent peaks clipped

Volume Inj. :  
Signal Phase :  
Signal Info :



Data Path : R:\2\DATA\022820\  
 Data File : 02282031.D  
 Signal(s) : FID2B.CH  
 Acq On : 28 Feb 2020 10:09 pm  
 Operator : GCSVOC-Dhiren  
 Sample : IDMP-3-GDI  
 Misc :  
 ALS Vial : 28 Sample Multiplier: 1

Integration File: EVENTS.E  
 Quant Time: Mar 02 10:39:38 2020  
 Quant Method : Z:\HPCHEM\2\METHODS\022820DRO-ORO.M  
 Quant Title : DRO-ORO 09-09-15 DRO/ORO  
 QLast Update : Fri Feb 28 16:32:12 2020  
 Response via : Initial Calibration  
 Integrator: ChemStation 6890 Scale Mode: Large solvent peaks clipped

Volume Inj. :  
 Signal Phase :  
 Signal Info :

Compound	R.T.	Response	Conc Units
-----			
System Monitoring Compounds			
4) S n-Eicosane	8.828	33426373	17.400 ug/mLm
8) S1 Squalene	11.557	26140068	15.785 ug/mLm
Target Compounds			
1) H DRO C10-C20	5.050	637430767	411.844 ug/mLm
2) H DRO C10-C25	5.150	770319312	431.088 ug/mLm
3) H DRO C10-C28	6.850	916524765	497.431 ug/mLm
5) H1 ORO C20-C34	9.230	840080245	690.276 ug/mLm
6) H1 ORO C25-C36	10.700	937856834	632.699 ug/mLm
7) H1 DRO C10-C36	0.000	0	N.D. ug/mL
-----			

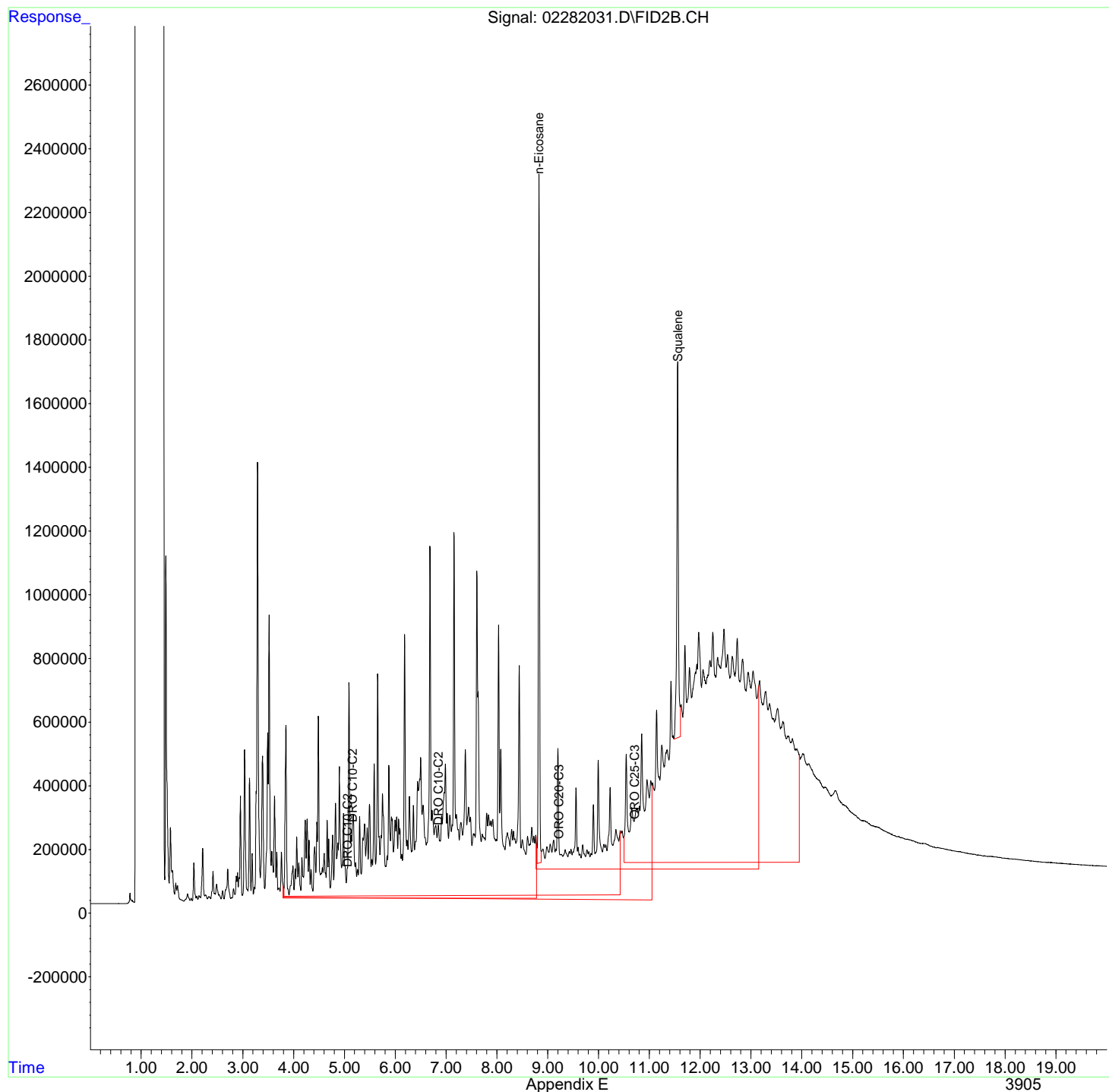
(f)=RT Delta > 1/2 Window

(m)=manual int.

Data Path : R:\2\DATA\022820\  
Data File : 02282031.D  
Signal(s) : FID2B.CH  
Acq On : 28 Feb 2020 10:09 pm  
Operator : GCSVOC-Dhiren  
Sample : IDMP-3-GDI  
Misc :  
ALS Vial : 28 Sample Multiplier: 1

Integration File: EVENTS.E  
Quant Time: Mar 02 10:39:38 2020  
Quant Method : Z:\HPCHEM\2\METHODS\022820DRO-ORO.M  
Quant Title : DRO-ORO 09-09-15 DRO/ORO  
QLast Update : Fri Feb 28 16:32:12 2020  
Response via : Initial Calibration  
Integrator: ChemStation 6890 Scale Mode: Large solvent peaks clipped

Volume Inj. :  
Signal Phase :  
Signal Info :



Data Path : R:\2\DATA\022820\  
 Data File : 02282032.D  
 Signal(s) : FID2B.CH  
 Acq On : 28 Feb 2020 10:37 pm  
 Operator : GCSVOC-Dhiren  
 Sample : IDMP-4-GDI  
 Misc :  
 ALS Vial : 29 Sample Multiplier: 1

Integration File: EVENTS.E  
 Quant Time: Mar 02 10:41:08 2020  
 Quant Method : Z:\HPCHEM\2\METHODS\022820DRO-ORO.M  
 Quant Title : DRO-ORO 09-09-15 DRO/ORO  
 QLast Update : Fri Feb 28 16:32:12 2020  
 Response via : Initial Calibration  
 Integrator: ChemStation 6890 Scale Mode: Large solvent peaks clipped

Volume Inj. :  
 Signal Phase :  
 Signal Info :

Compound	R.T.	Response	Conc Units
-----			
System Monitoring Compounds			
4) S n-Eicosane	8.828	30468285	15.807 ug/mLm
8) S1 Squalene	11.558	24830471	14.957 ug/mLm
Target Compounds			
1) H DRO C10-C20	5.050	595212838	383.487 ug/mLm
2) H DRO C10-C25	5.150	738456796	412.752 ug/mLm
3) H DRO C10-C28	6.850	905226792	491.067 ug/mLm
5) H1 ORO C20-C34	9.230	748249767	604.777 ug/mLm
6) H1 ORO C25-C36	10.700	894602607	598.825 ug/mLm
7) H1 DRO C10-C36	0.000	0	N.D. ug/mL
-----			

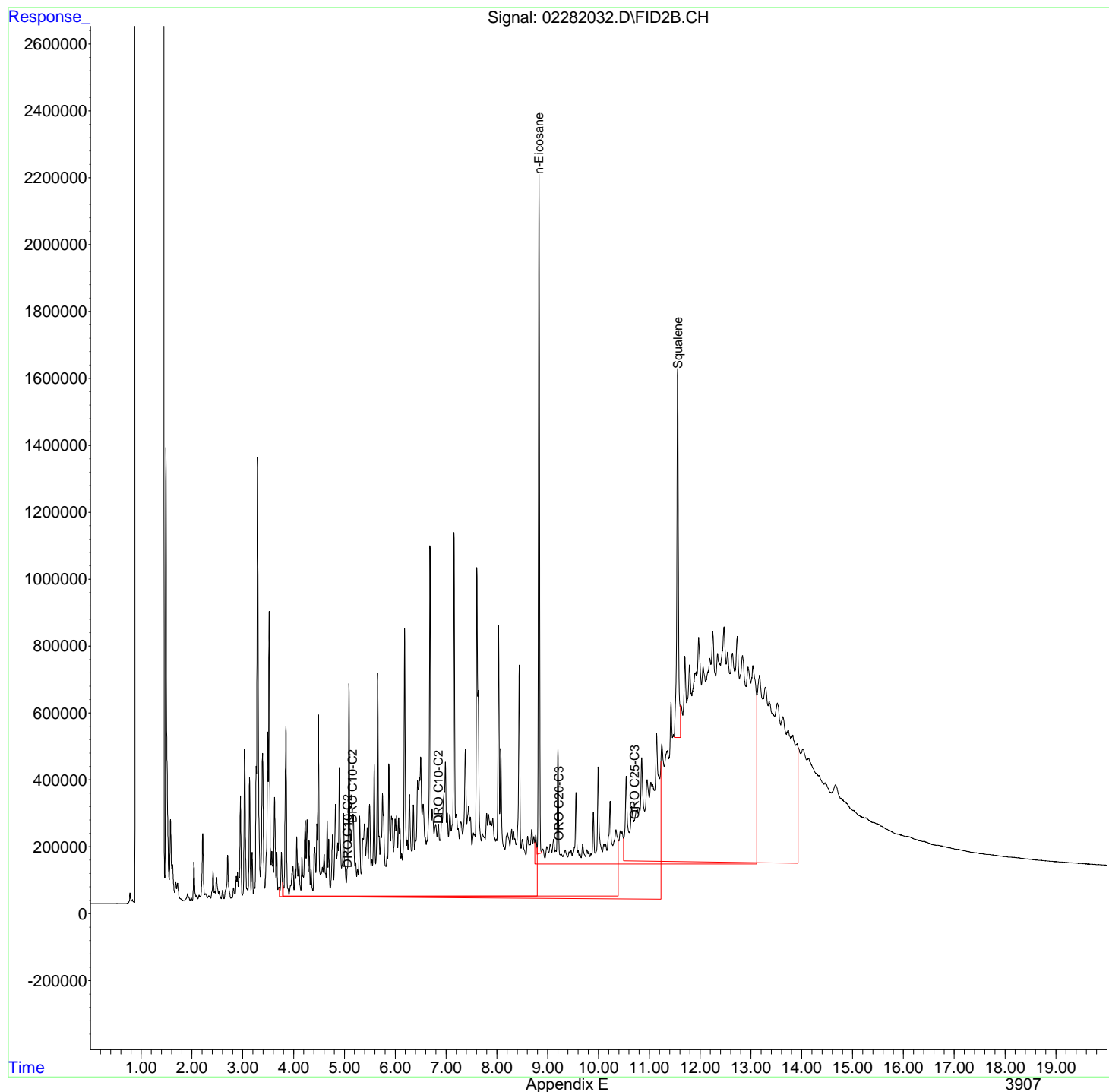
(f)=RT Delta > 1/2 Window

(m)=manual int.

Data Path : R:\2\DATA\022820\  
Data File : 02282032.D  
Signal(s) : FID2B.CH  
Acq On : 28 Feb 2020 10:37 pm  
Operator : GCSVOC-Dhiren  
Sample : IDMP-4-GDI  
Misc :  
ALS Vial : 29 Sample Multiplier: 1

Integration File: EVENTS.E  
Quant Time: Mar 02 10:41:08 2020  
Quant Method : Z:\HPCHEM\2\METHODS\022820DRO-ORO.M  
Quant Title : DRO-ORO 09-09-15 DRO/ORO  
QLast Update : Fri Feb 28 16:32:12 2020  
Response via : Initial Calibration  
Integrator: ChemStation 6890 Scale Mode: Large solvent peaks clipped

Volume Inj. :  
Signal Phase :  
Signal Info :



Data Path : R:\2\DATA\022820\  
 Data File : 02282033.D  
 Signal(s) : FID2B.CH  
 Acq On : 28 Feb 2020 11:04 pm  
 Operator : GCSVOC-Dhiren  
 Sample : CCB-022820-1  
 Misc :  
 ALS Vial : 2 Sample Multiplier: 1

Integration File: EVENTS.E  
 Quant Time: Mar 02 10:29:05 2020  
 Quant Method : Z:\HPCHEM\2\METHODS\022820DRO-ORO.M  
 Quant Title : DRO-ORO 09-09-15 DRO/ORO  
 QLast Update : Fri Feb 28 16:32:12 2020  
 Response via : Initial Calibration  
 Integrator: ChemStation 6890 Scale Mode: Large solvent peaks clipped

Volume Inj. :  
 Signal Phase :  
 Signal Info :

Compound	R.T.	Response	Conc	Units
-----				
System Monitoring Compounds				
4) S n-Eicosane	8.829	31384608	16.301	ug/mL
8) S1 Squalene	11.556	24293507	14.617	ug/mLm
Target Compounds				
1) H DRO C10-C20	5.050	-6355861	N.D.	ug/mL
2) H DRO C10-C25	0.000	0	N.D.	ug/mL
3) H DRO C10-C28	0.000	0	N.D.	ug/mL
5) H1 ORO C20-C34	0.000	0	N.D.	ug/mL
6) H1 ORO C25-C36	0.000	0	N.D.	ug/mL
7) H1 DRO C10-C36	0.000	0	N.D.	ug/mL
-----				

(f)=RT Delta > 1/2 Window

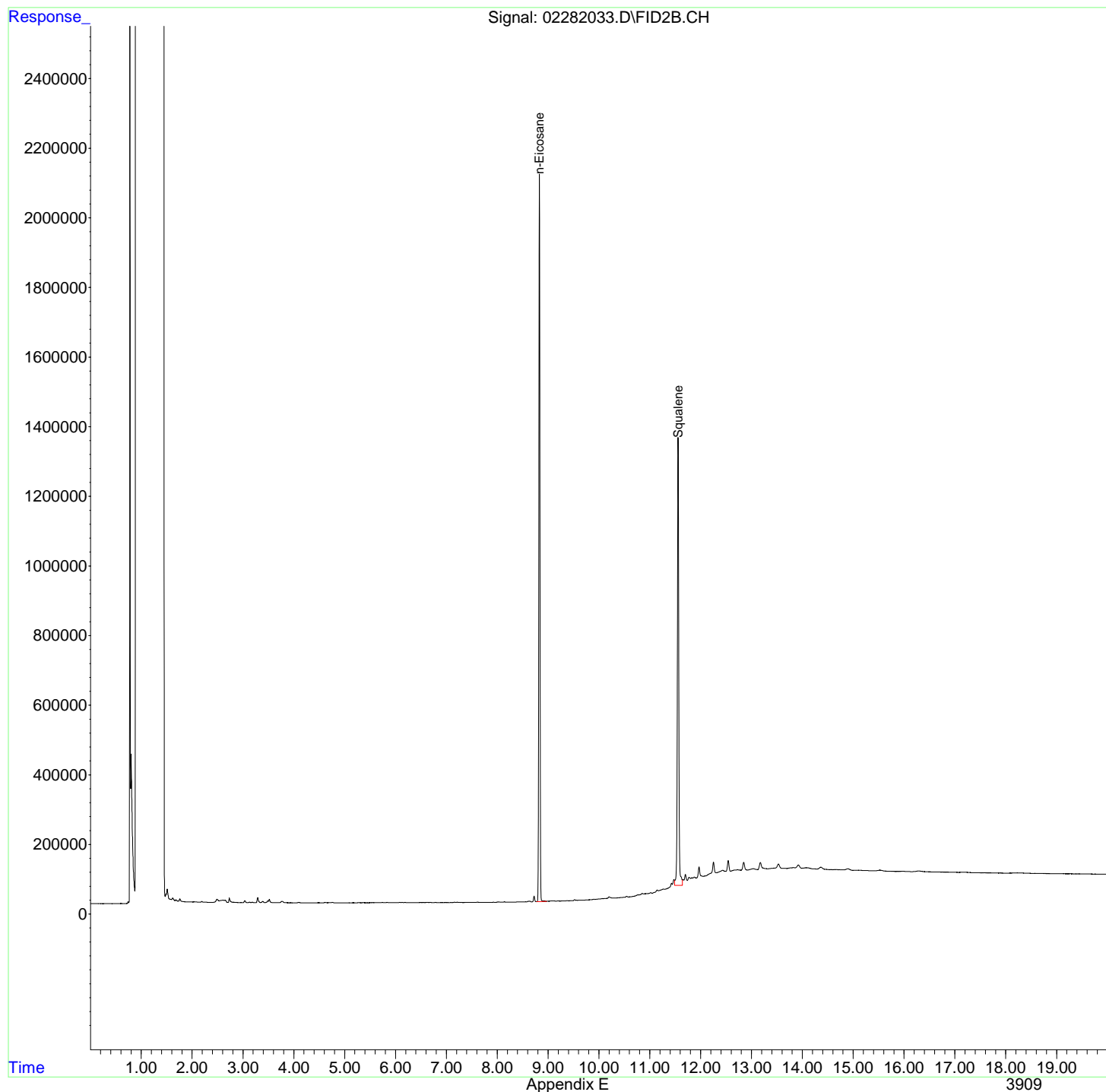
(m)=manual int.



Data Path : R:\2\DATA\022820\  
Data File : 02282033.D  
Signal(s) : FID2B.CH  
Acq On : 28 Feb 2020 11:04 pm  
Operator : GCSVOC-Dhiren  
Sample : CCB-022820-1  
Misc :  
ALS Vial : 2 Sample Multiplier: 1

Integration File: EVENTS.E  
Quant Time: Mar 02 10:29:05 2020  
Quant Method : Z:\HPCHEM\2\METHODS\022820DRO-ORO.M  
Quant Title : DRO-ORO 09-09-15 DRO/ORO  
QLast Update : Fri Feb 28 16:32:12 2020  
Response via : Initial Calibration  
Integrator: ChemStation 6890 Scale Mode: Large solvent peaks clipped

Volume Inj. :  
Signal Phase :  
Signal Info :



Data Path : R:\2\DATA\022820\  
 Data File : 02282034.D  
 Signal(s) : FID2B.CH  
 Acq On : 28 Feb 2020 11:31 pm  
 Operator : GCSVOC-Dhiren  
 Sample : CCV-DRO-022820-1  
 Misc :  
 ALS Vial : 30 Sample Multiplier: 1

Integration File: EVENTS.E  
 Quant Time: Mar 02 10:31:34 2020  
 Quant Method : Z:\HPCHEM\2\METHODS\022820DRO-ORO.M  
 Quant Title : DRO-ORO 09-09-15 DRO/ORO  
 QLast Update : Fri Feb 28 16:32:12 2020  
 Response via : Initial Calibration  
 Integrator: ChemStation 6890 Scale Mode: Large solvent peaks clipped

Volume Inj. :  
 Signal Phase :  
 Signal Info :

Min. RRF : 0.000 Min. Rel. Area : 50% Max. R.T. Dev 0.50min  
 Max. RRF Dev : 15% Max. Rel. Area : 150%

	Compound	Amount	Calc.	%Dev	Area%	Dev (Min)
1 H	DRO C10-C20	1000.000	1054.409	-5.4	0	0.00
2 H	DRO C10-C25	1000.000	1016.055	-1.6	0	0.00
3 H	DRO C10-C28	1000.000	1006.425	-0.6	0	0.00
5 H1	ORO C20-C34	1000.000	-91.621	109.2#	0	-9.23#
6 H1	ORO C25-C36	1000.000	-101.548	110.2#	0	-10.70#
7 H1	DRO C10-C36	1000.000	1016.992	-1.7	0	0.00
8 S1	Squalene	20.000	20.536	-2.7	0	0.00

Evaluate Continuing Calibration Report - Not Found

4 S	n-Eicosane	10.000	0.000	100.0#	0	-8.83#
-----	------------	--------	-------	--------	---	--------

(#) = Out of Range

SPCC's out = 0 CCC's out = 0

Data Path : R:\2\DATA\022820\  
 Data File : 02282034.D  
 Signal(s) : FID2B.CH  
 Acq On : 28 Feb 2020 11:31 pm  
 Operator : GCSVOC-Dhiren  
 Sample : CCV-DRO-022820-1  
 Misc :  
 ALS Vial : 30 Sample Multiplier: 1

Integration File: EVENTS.E  
 Quant Time: Mar 02 10:31:34 2020  
 Quant Method : Z:\HPCHEM\2\METHODS\022820DRO-ORO.M  
 Quant Title : DRO-ORO 09-09-15 DRO/ORO  
 QLast Update : Fri Feb 28 16:32:12 2020  
 Response via : Initial Calibration  
 Integrator: ChemStation 6890 Scale Mode: Large solvent peaks clipped

Volume Inj. :  
 Signal Phase :  
 Signal Info :

Compound	R.T.	Response	Conc	Units
-----				
System Monitoring Compounds				
4) S n-Eicosane	0.000	0	N.D.	ug/mL
8) S1 Squalene	11.557	33648041	20.536	ug/mLm
Target Compounds				
1) H DRO C10-C20	5.050	1594058426	1054.409	ug/mLm
2) H DRO C10-C25	5.150	1786828192	1016.055	ug/mLm
3) H DRO C10-C28	6.850	1820031895	1006.425	ug/mLm
5) H1 ORO C20-C34	0.000	0	N.D.	ug/mL
6) H1 ORO C25-C36	0.000	0	N.D.	ug/mL
7) H1 DRO C10-C36	8.400	1954399885	1016.992	ug/mLm
-----				

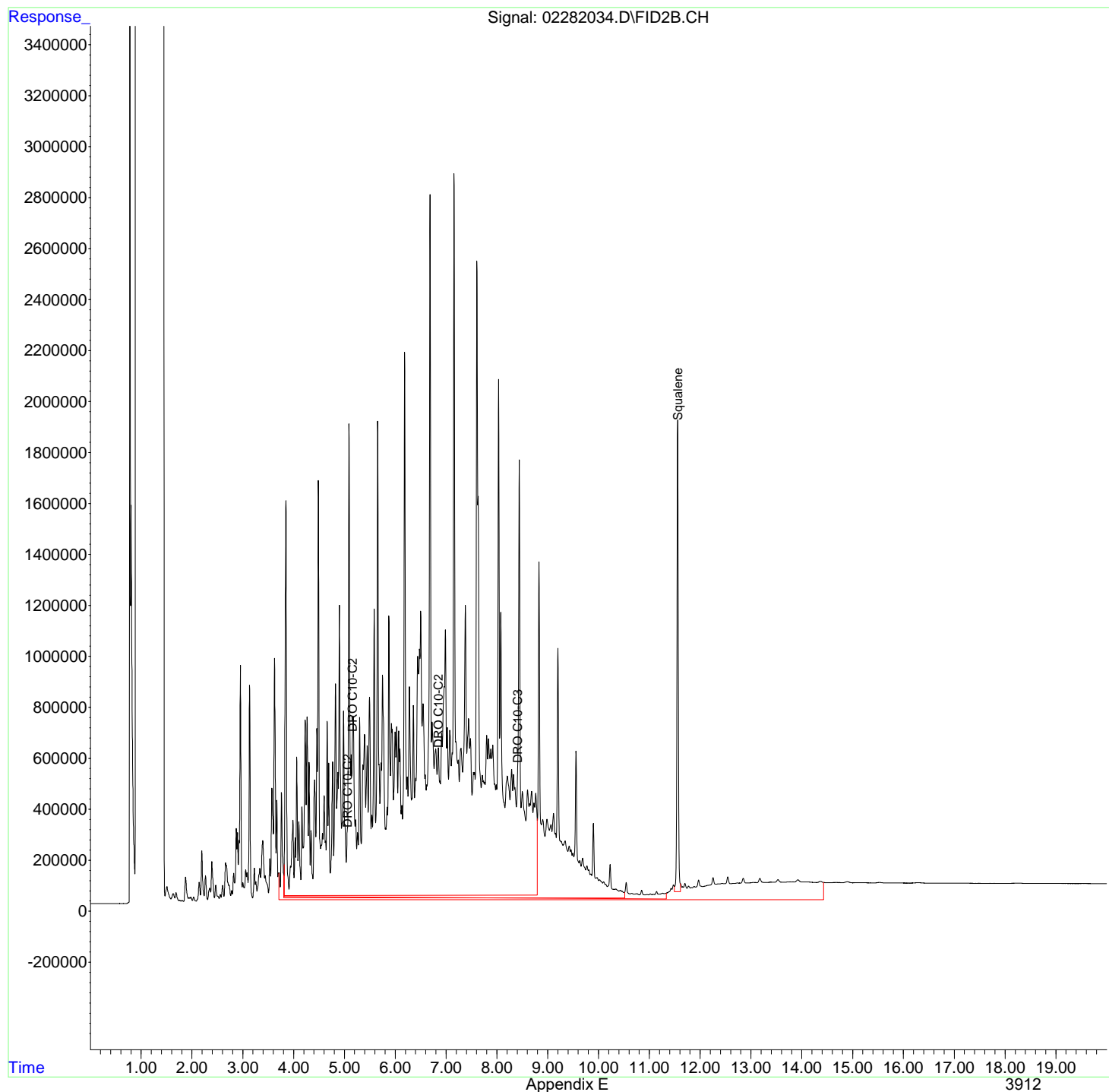
(f)=RT Delta > 1/2 Window

(m)=manual int.

Data Path : R:\2\DATA\022820\  
Data File : 02282034.D  
Signal(s) : FID2B.CH  
Acq On : 28 Feb 2020 11:31 pm  
Operator : GCSVOC-Dhiren  
Sample : CCV-DRO-022820-1  
Misc :  
ALS Vial : 30 Sample Multiplier: 1

Integration File: EVENTS.E  
Quant Time: Mar 02 10:31:34 2020  
Quant Method : Z:\HPCHEM\2\METHODS\022820DRO-ORO.M  
Quant Title : DRO-ORO 09-09-15 DRO/ORO  
QLast Update : Fri Feb 28 16:32:12 2020  
Response via : Initial Calibration  
Integrator: ChemStation 6890 Scale Mode: Large solvent peaks clipped

Volume Inj. :  
Signal Phase :  
Signal Info :



Data Path : R:\2\DATA\022820\  
Data File : 02282035.D  
Signal(s) : FID2B.CH  
Acq On : 28 Feb 2020 11:58 pm  
Operator : GCSVOC-Dhiren  
Sample : CCV-ORO-022820-1  
Misc :  
ALS Vial : 31 Sample Multiplier: 1

Integration File: EVENTS.E  
Quant Time: Mar 02 10:33:06 2020  
Quant Method : Z:\HPCHEM\2\METHODS\022820DRO-ORO.M  
Quant Title : DRO-ORO 09-09-15 DRO/ORO  
QLast Update : Fri Feb 28 16:32:12 2020  
Response via : Initial Calibration  
Integrator: ChemStation 6890 Scale Mode: Large solvent peaks clipped

Volume Inj. :  
Signal Phase :  
Signal Info :

Min. RRF : 0.000 Min. Rel. Area : 50% Max. R.T. Dev 0.50min  
Max. RRF Dev : 15% Max. Rel. Area : 150%

	Compound	Amount	Calc.	%Dev	Area%	Dev (Min)
4 S	n-Eicosane	10.000	10.263	-2.6	0	0.00
5 H1	ORO C20-C34	1000.000	970.544	2.9	0	0.00
6 H1	ORO C25-C36	1000.000	949.992	5.0	0	0.00
7 H1	DRO C10-C36	1000.000	-110.511	111.1#	0	-8.40#

## Evaluate Continuing Calibration Report - Not Finds

1 H	DRO C10-C20	1000.000	0.000	100.0#	0	-5.05#
2 H	DRO C10-C25	1000.000	0.000	100.0#	0	-5.15#
3 H	DRO C10-C28	1000.000	0.000	100.0#	0	-6.85#
8 S1	Squalene	20.000	0.000	100.0#	0	-11.56#

(#) = Out of Range

SPCC's out = 0 CCC's out = 0

Data Path : R:\2\DATA\022820\  
 Data File : 02282035.D  
 Signal(s) : FID2B.CH  
 Acq On : 28 Feb 2020 11:58 pm  
 Operator : GCSVOC-Dhiren  
 Sample : CCV-ORO-022820-1  
 Misc :  
 ALS Vial : 31 Sample Multiplier: 1

Integration File: EVENTS.E  
 Quant Time: Mar 02 10:33:06 2020  
 Quant Method : Z:\HPCHEM\2\METHODS\022820DRO-ORO.M  
 Quant Title : DRO-ORO 09-09-15 DRO/ORO  
 QLast Update : Fri Feb 28 16:32:12 2020  
 Response via : Initial Calibration  
 Integrator: ChemStation 6890 Scale Mode: Large solvent peaks clipped

Volume Inj. :  
 Signal Phase :  
 Signal Info :

Compound	R.T.	Response	Conc Units
-----			
System Monitoring Compounds			
4) S n-Eicosane	8.828	20175598	10.263 ug/mL
8) S1 Squalene	0.000	0	N.D. ug/mL
Target Compounds			
1) H DRO C10-C20	0.000	0	N.D. ug/mL
2) H DRO C10-C25	0.000	0	N.D. ug/mL
3) H DRO C10-C28	0.000	0	N.D. ug/mL
5) H1 ORO C20-C34	9.230	1141102039	970.544 ug/mLm
6) H1 ORO C25-C36	10.700	1343014214	949.992 ug/mLm
7) H1 DRO C10-C36	0.000	0	N.D. ug/mL
-----			

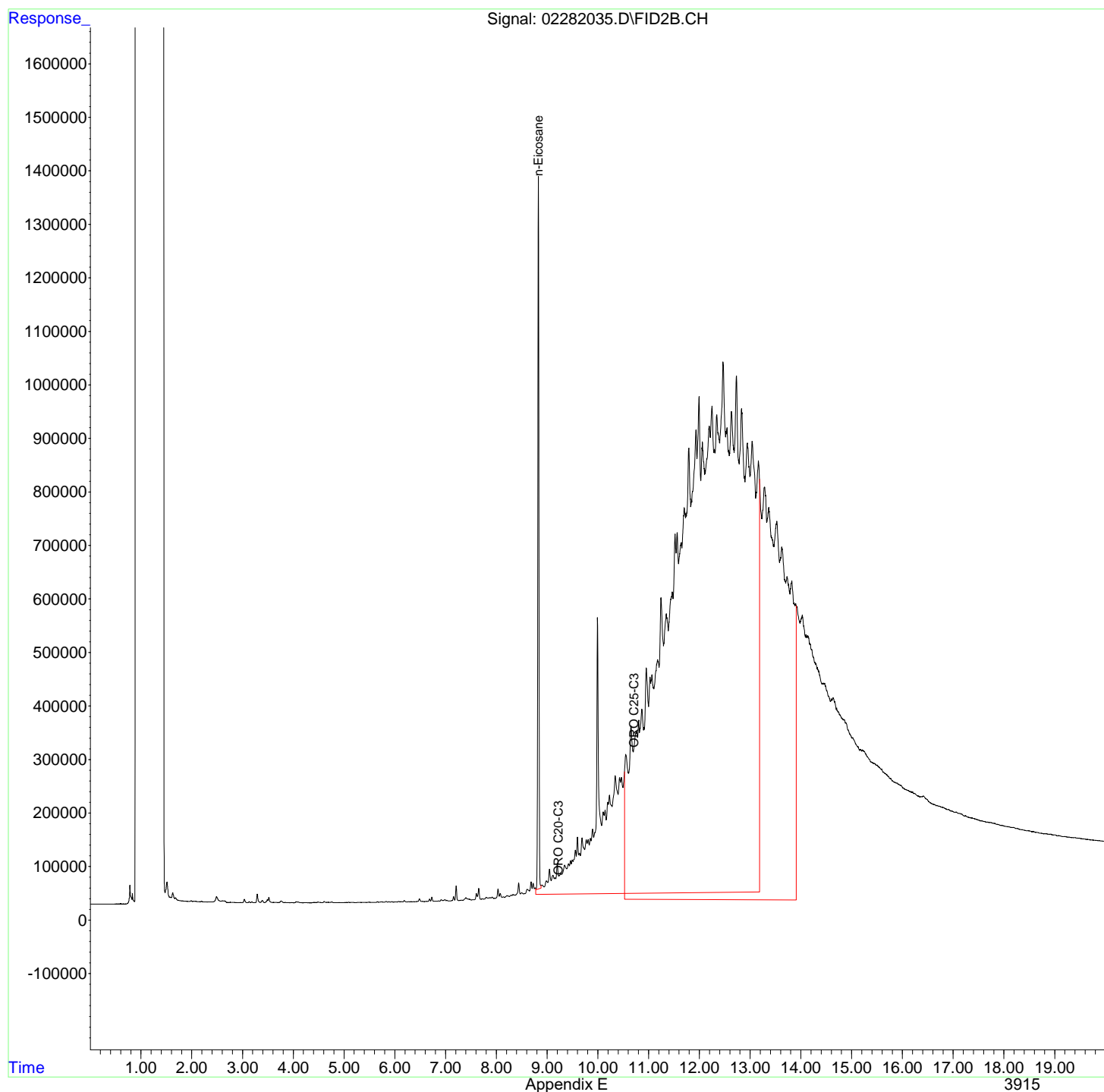
(f)=RT Delta > 1/2 Window

(m)=manual int.

Data Path : R:\2\DATA\022820\  
Data File : 02282035.D  
Signal(s) : FID2B.CH  
Acq On : 28 Feb 2020 11:58 pm  
Operator : GCSVOC-Dhiren  
Sample : CCV-ORO-022820-1  
Misc :  
ALS Vial : 31 Sample Multiplier: 1

Integration File: EVENTS.E  
Quant Time: Mar 02 10:33:06 2020  
Quant Method : Z:\HPCHEM\2\METHODS\022820DRO-ORO.M  
Quant Title : DRO-ORO 09-09-15 DRO/ORO  
QLast Update : Fri Feb 28 16:32:12 2020  
Response via : Initial Calibration  
Integrator: ChemStation 6890 Scale Mode: Large solvent peaks clipped

Volume Inj. :  
Signal Phase :  
Signal Info :



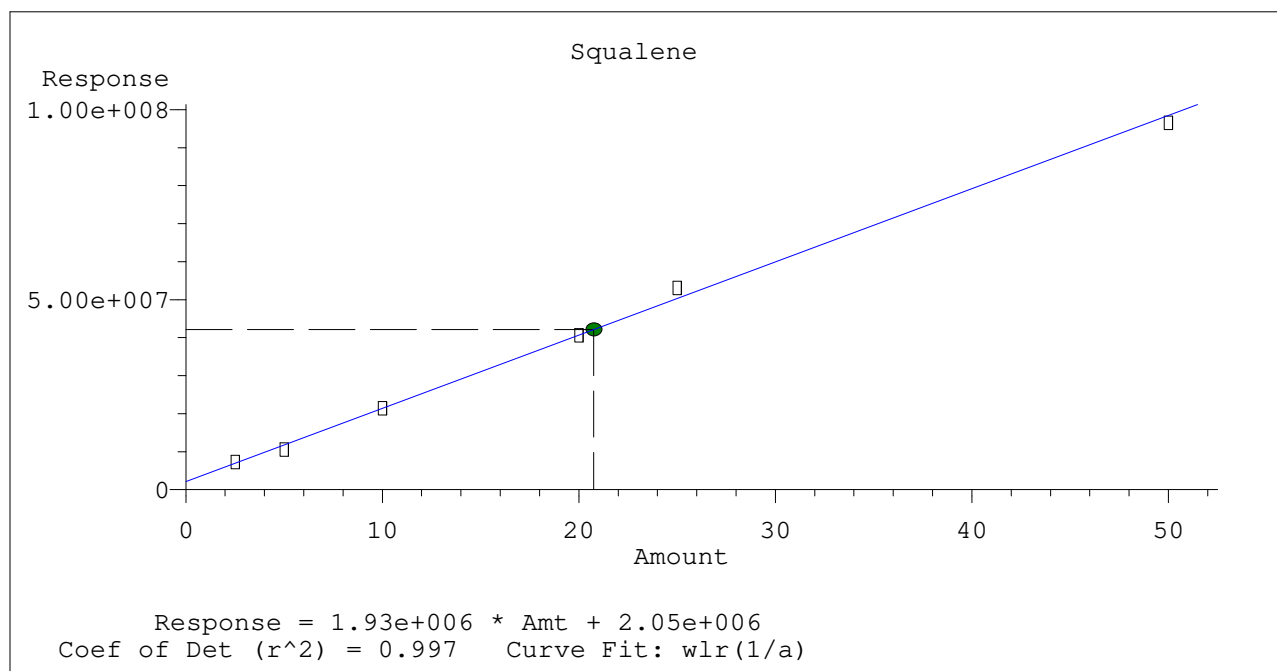
Data Directory: R:\2\DATA\072920\

SampleName	MiscInfo	Vial	Multiplier	Injection Time
1) 0729201A.D PRIME		100	1.000	29 Jul 2020 8:00 pm
2) 07292001.D RTX-072920		1	1.000	29 Jul 2020 8:27 pm
3) 07292002.D ICB-072920		2	1.000	29 Jul 2020 8:54 pm
4) 07292003.D ICAL1-DRO-072920		3	1.000	29 Jul 2020 9:21 pm
5) 07292004.D ICAL2-DRO-072920		4	1.000	29 Jul 2020 9:49 pm
6) 07292005.D ICAL3-DRO-072920		5	1.000	29 Jul 2020 10:16 pm
7) 07292006.D ICAL4-DRO-072920		6	1.000	29 Jul 2020 10:43 pm
8) 07292007.D ICAL5-DRO-072920		7	1.000	29 Jul 2020 11:10 pm
9) 07292008.D ICAL6-DRO-072920		8	1.000	29 Jul 2020 11:37 pm
10) 07292009.D ICV-DRO-072920		9	1.000	30 Jul 2020 12:05 am
11) 07292010.D ICAL1-ORO-072920		10	1.000	30 Jul 2020 12:32 am
12) 07292011.D ICAL2-ORO-072920		11	1.000	30 Jul 2020 12:59 am
13) 07292012.D ICAL3-ORO-072920		12	1.000	30 Jul 2020 1:26 am
14) 07292013.D ICAL4-ORO-072920		13	1.000	30 Jul 2020 1:53 am
15) 07292014.D ICAL5-ORO-072920		14	1.000	30 Jul 2020 2:20 am
16) 07292015.D ICAL6-ORO-072920		15	1.000	30 Jul 2020 2:47 am
17) 07292016.D ICV-ORO-072920		16	1.000	30 Jul 2020 3:14 am
18) 07292017.D MB-52127		17	1.000	30 Jul 2020 3:41 am
19) 07292018.D LCS-52127-DRO		18	1.000	30 Jul 2020 4:08 am
20) 07292019.D LCSD-52127-DRO		19	1.000	30 Jul 2020 4:35 am
21) 07292020.D LCS-52127-ORO		20	1.000	30 Jul 2020 5:02 am



22) 07292021.D LCSD-52127-ORO	21	1.000	30 Jul 2020	5:29 am
23) 07292022.D LOD-52127	22	1.000	30 Jul 2020	5:56 am
24) 07292023.D LOQ-52127	23	1.000	30 Jul 2020	6:23 am
25) 07292024.D 2006259-001A	24	1.000	30 Jul 2020	6:50 am
26) 07292025.D 2006259-002A	25	1.000	30 Jul 2020	7:17 am
27) 07292026.D 2006259-003A	26	1.000	30 Jul 2020	7:45 am
28) 07292027.D 2006259-004A	27	1.000	30 Jul 2020	8:12 am
29) 07292028.D 2006259-005A	28	1.000	30 Jul 2020	8:39 am
30) 07292029.D 2006259-006A	29	1.000	30 Jul 2020	9:06 am
31) 07292030.D 2006259-007A	30	1.000	30 Jul 2020	9:33 am
32) 07292031.D 2006259-008A	31	1.000	30 Jul 2020	10:00 am
33) 07292032.D CCB-072920	2	1.000	30 Jul 2020	10:27 am
34) 07292033.D CCV-DRO-072920	6	1.000	30 Jul 2020	10:54 am
35) 07292034.D CCV-ORO-072920	12	1.000	30 Jul 2020	11:21 am
36) 07292035.D 2006259-009A	32	1.000	30 Jul 2020	11:49 am
37) 07292036.D 2006260-001A	33	1.000	30 Jul 2020	12:16 pm
38) 07292037.D 2006260-002A	34	1.000	30 Jul 2020	12:43 pm
39) 07292038.D 2006260-003A	35	1.000	30 Jul 2020	1:10 pm
40) 07292039.D 2006260-004A	36	1.000	30 Jul 2020	1:38 pm
41) 07292040.D 2006260-005A	37	1.000	30 Jul 2020	2:05 pm
42) 07292041.D 2006260-006A	38	1.000	30 Jul 2020	2:32 pm
43) 07292042.D 2006260-007A	39	1.000	30 Jul 2020	3:00 pm
44) 07292043.D 2006260-008A	40	1.000	30 Jul 2020	3:27 pm
45) 07292044.D				

2006262-011A	41	1.000	30 Jul 2020	3:54 pm
-----				
46) 07292045.D				
CCB-072920-1	2	1.000	30 Jul 2020	4:22 pm
-----				
47) 07292046.D				
CCV-DRO-072920-1	6	1.000	30 Jul 2020	4:49 pm
-----				
48) 07292047.D				
CCV-ORO-072920-1	12	1.000	30 Jul 2020	5:16 pm
-----				



Method Path : Z:\HPCHEM\2\METHODS\  
 Method File : 072920DRO-ORO.M  
 Title : DRO-ORO 09-09-15 DRO/ORO  
 Last Update : Fri Jul 31 08:54:20 2020  
 Response Via : Initial Calibration

## Calibration Files

1	=07292010.D	2	=07292011.D	3	=07292012.D
4	=07292013.D	5	=07292014.D	6	=07292015.D

Compound			1	2	3	4	5	6	Avg	%RSD
1)	H	DRO C10-C20	2.945	1.999	2.043	2.011	1.963	1.954	2.152	E6 18.09
2)	H	DRO C10-C25	3.820	2.271	2.246	2.150	2.266	2.197	2.492	E6 26.18
3)	H	DRO C10-C28	4.239	2.528	2.366	2.126	2.236	2.173	2.611	E6 31.05
4)	S	n-Eicosane	3.574	2.773	2.439	2.287	2.535	2.467	2.679	E6 17.41
5)	H1	ORO C20-C34	2.315	1.703	1.554	1.362	1.367	1.303	1.601	E6 23.75
6)	H1	ORO C25-C36	2.961	2.113	1.833	1.629	1.621	1.477	1.939	E6 28.22
7)	H1	DRO C10-C36	1.372	4.480	3.067	2.420	2.330	2.200	2.645	E6 39.71
8)	S1	Squalene	2.905	2.113	2.139	2.029	2.121	1.931	2.206	E6 15.91

(#) = Out of Range ### Number of calibration levels exceeded format ###

Method Path : Z:\HPCHEM\2\METHODS\  
Method File : 072920DRO-ORO.M  
Title : DRO-ORO 09-09-15 DRO/ORO  
Last Update : Fri Jul 31 08:54:20 2020  
Response Via : Initial Calibration

Total Cpnds : 8

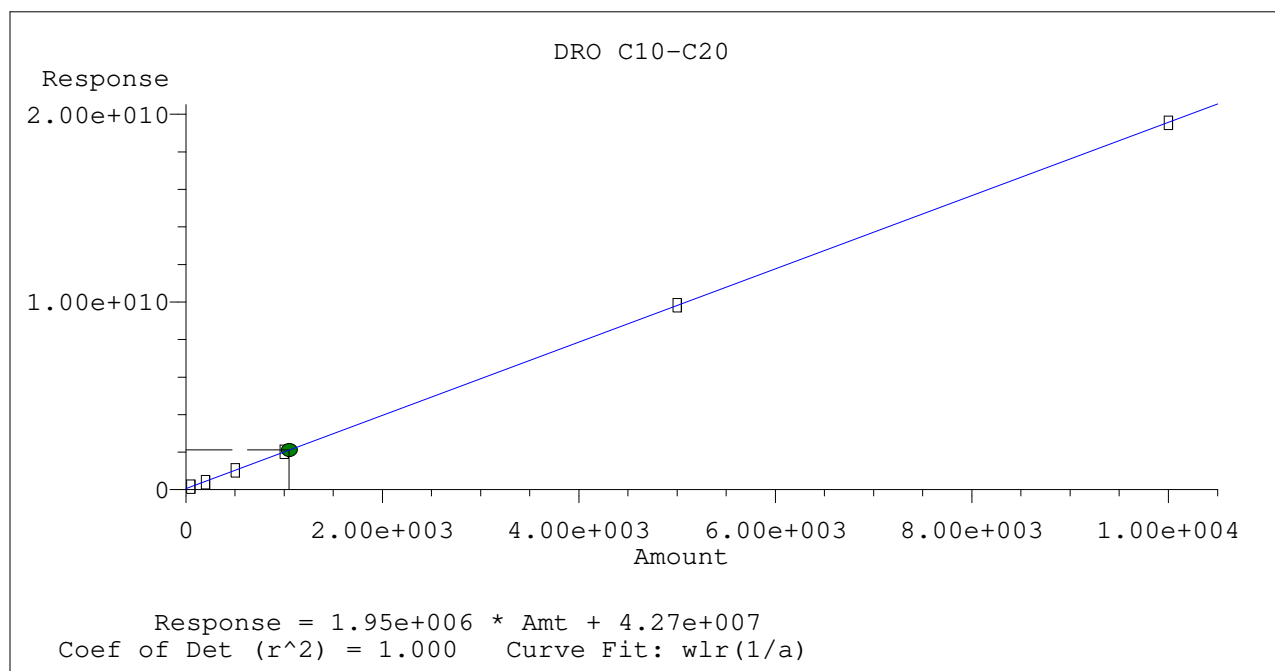
PK#		Compound Name	Exp_RT	Rel_RT	Cal	A/H	ID
1	H	DRO C10-C20	5.050	1.000	L	A	R
2	H	DRO C10-C25	5.150	1.000	L	A	R
3	H	DRO C10-C28	6.850	1.000	L	A	R
4	S	n-Eicosane	8.830	1.000	L	A	R
5	H1	ORO C20-C34	9.230	1.000	L	A	R
6	H1	ORO C25-C36	10.700	1.000	L	A	R
7	H1	DRO C10-C36	8.400	1.000	L	A	R
8	S	Squalene	11.558	1.000	L	A	R

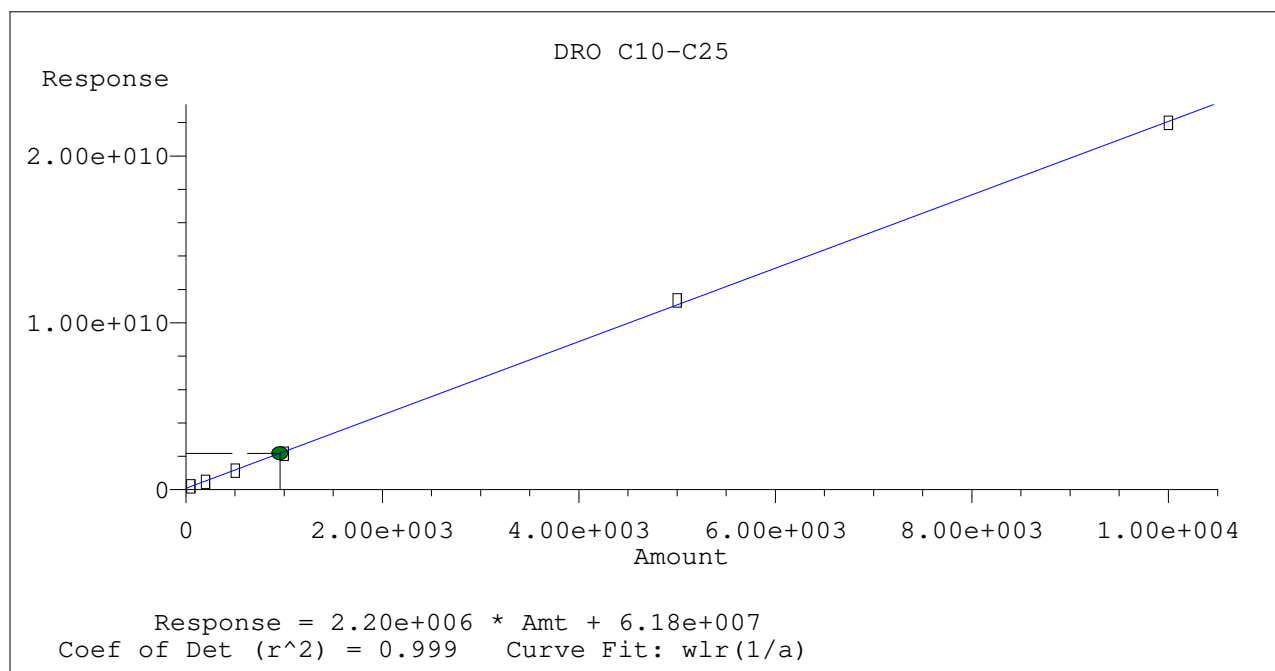
Cal A = Average L = Linear LO = Linear w/origin Q = Quad QO = Quad w/origin

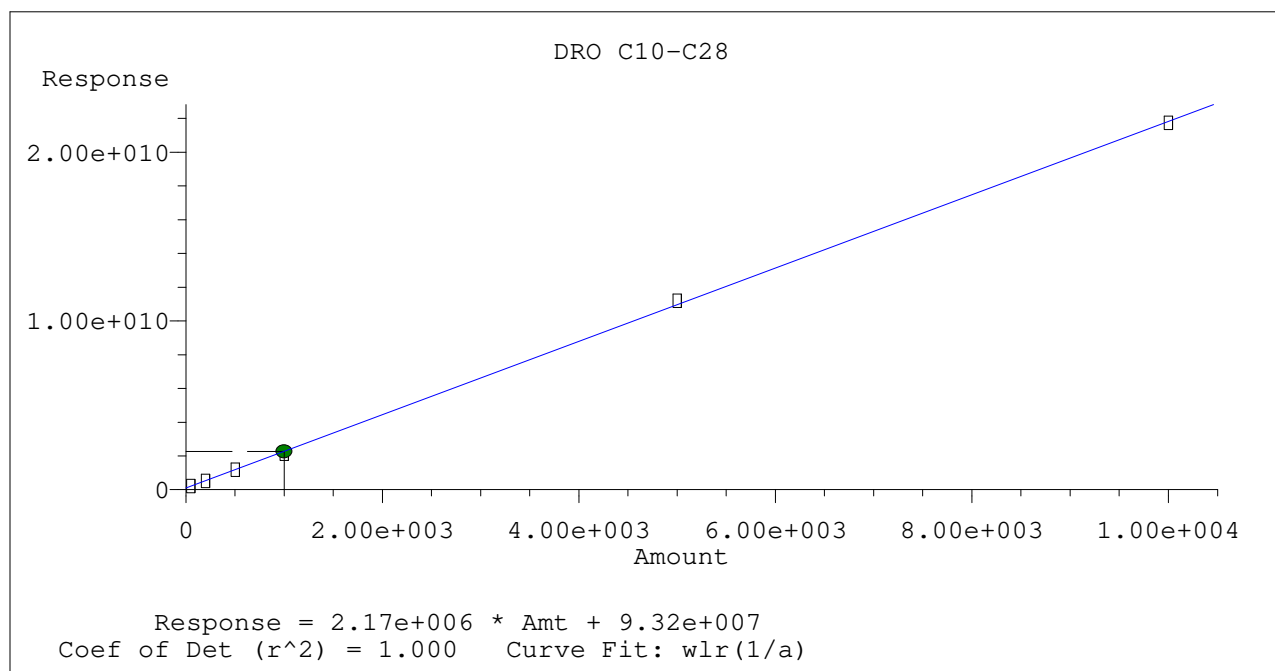
A/H = Area or Height

ID R = R.T. B = R.T. & Q Q = Qvalue L = Largest A = All

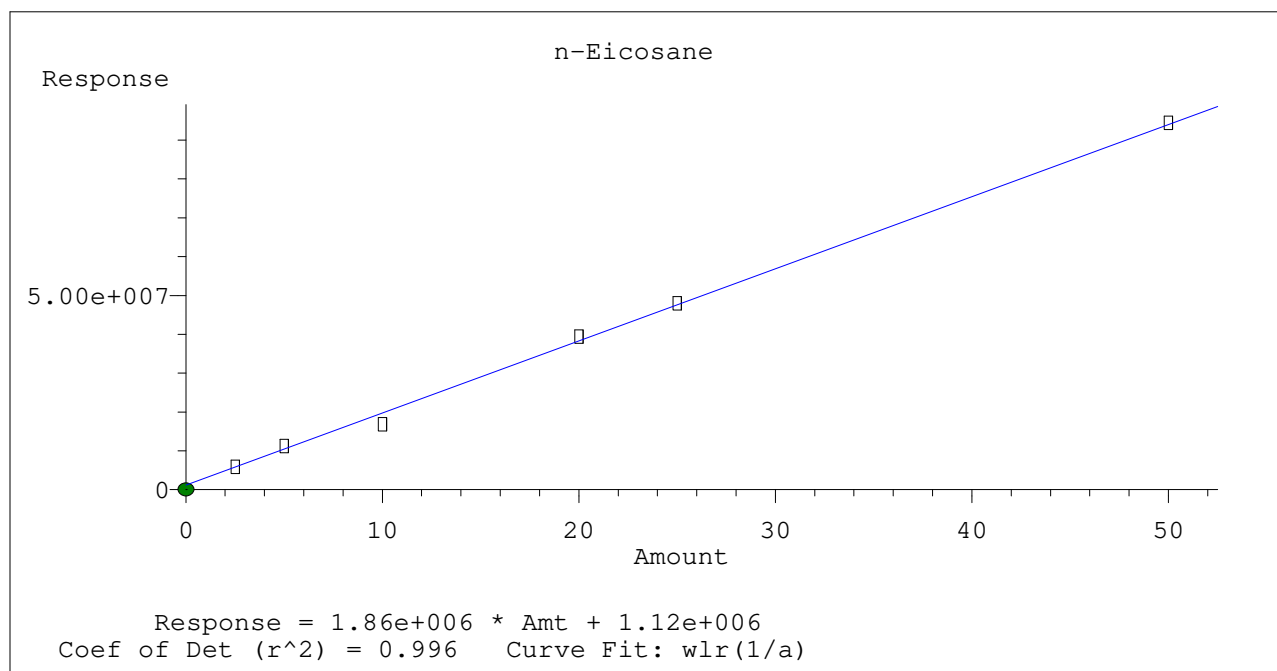
072920DRO-ORO.M Fri Jul 31 09:08:42 2020

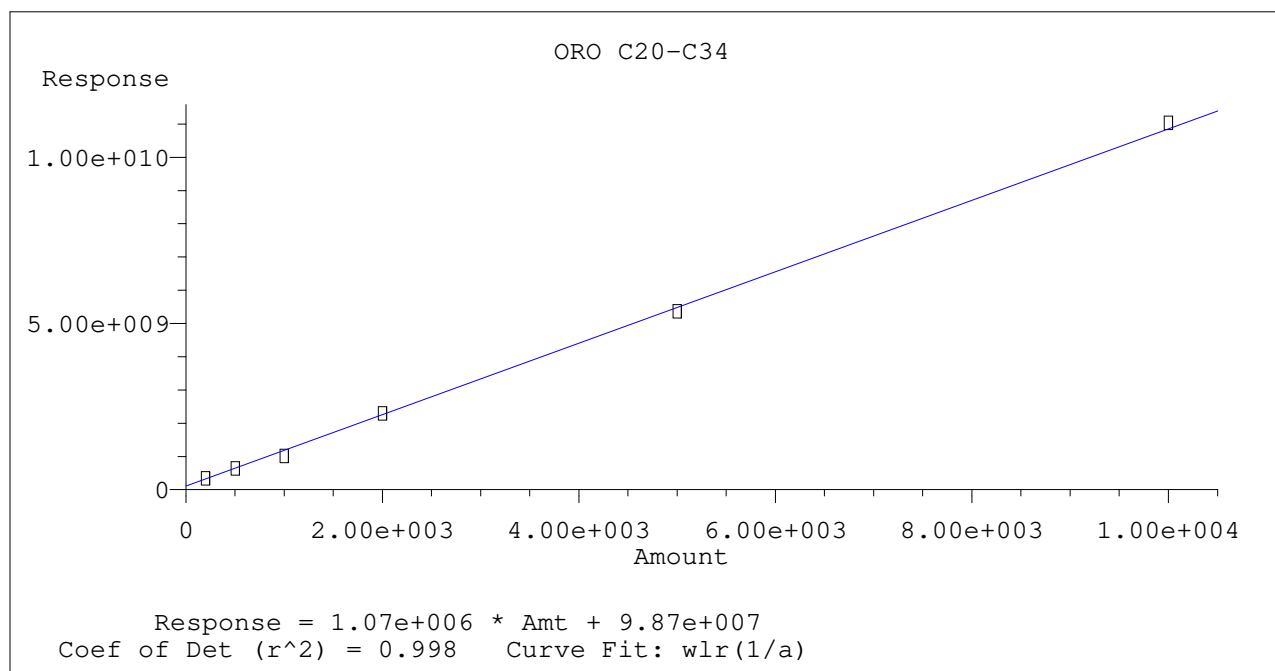


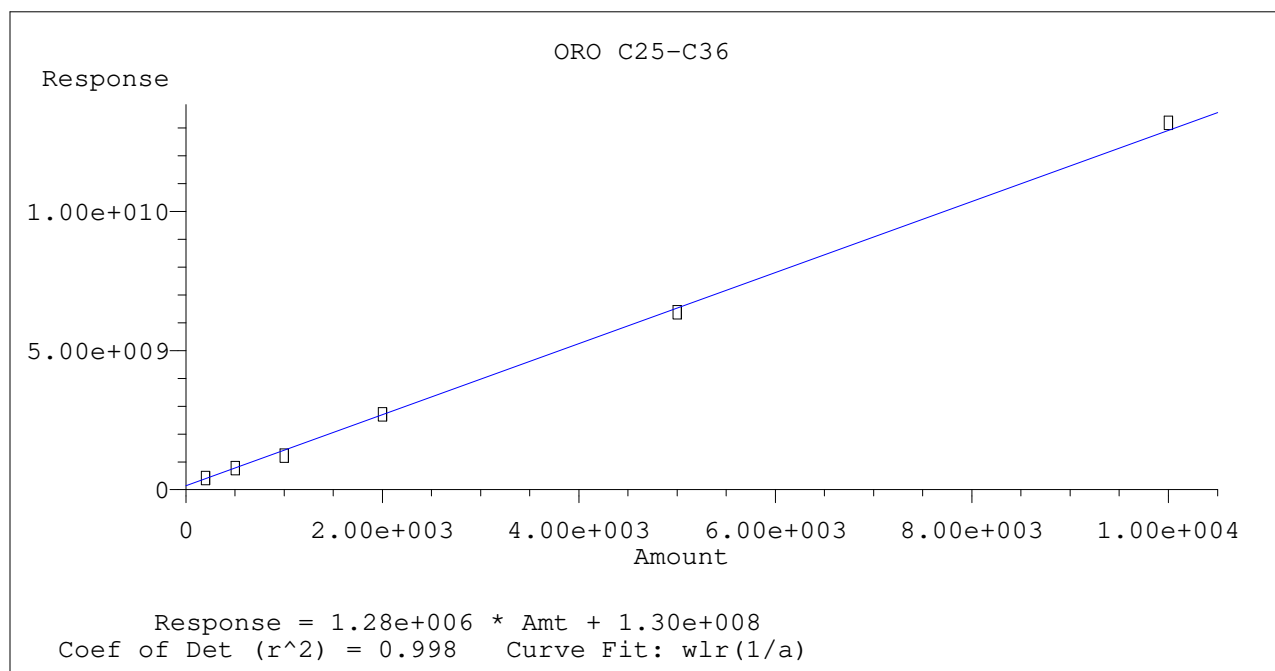


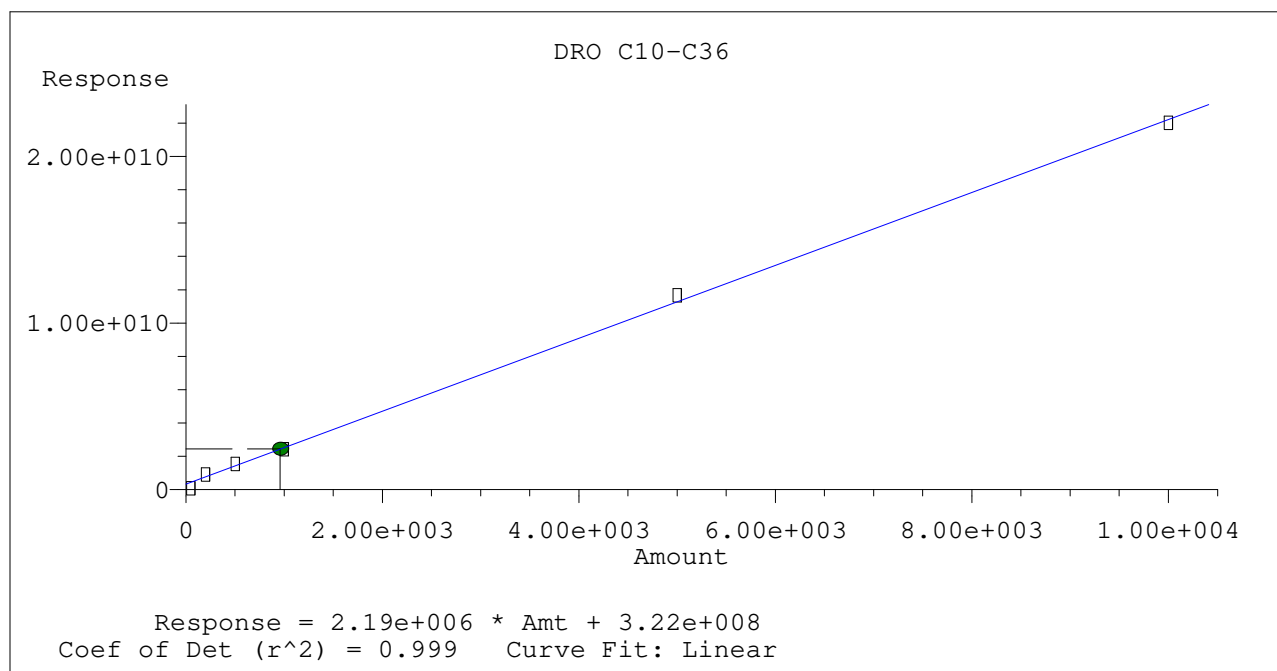












Data Path : R:\2\DATA\072920\  
 Data File : 07292001.D  
 Signal(s) : FID2B.CH  
 Acq On : 29 Jul 2020 8:27 pm  
 Operator : GCSVOC-Annie  
 Sample : RTX-072920  
 Misc :  
 ALS Vial : 1 Sample Multiplier: 1

Integration File: EVENTS.E  
 Quant Time: Jul 29 23:09:19 2020  
 Quant Method : Z:\HPCHEM\2\METHODS\C10-40.M  
 Quant Title : Retention Time C8-40  
 QLast Update : Wed Dec 18 10:37:38 2019  
 Response via : Initial Calibration  
 Integrator: ChemStation 6890 Scale Mode: Large solvent peaks clipped

Volume Inj. :  
 Signal Phase :  
 Signal Info :

Compound	R.T.	Response	Conc Units
-----			
Target Compounds			
1) C8	2.400	256991246	3.139 ug/mL
2) C10	3.824	270747344	228.485 ug/mL
3) C12	5.075	273769584	237.683 ug/mL
4) C14	6.170	276950350	244.156 ug/mL
5) C16	7.145	279947862	251.895 ug/mL
6) C18	8.024	283247356	256.650 ug/mL
7) C20	8.823	283174159	255.920 ug/mL
8) C22	9.554	283887150	251.667 ug/mL
9) C24	10.229	283418737	244.678 ug/mL
10) C25	10.547	283728560	272.753 ug/mL
11) C26	10.853	283411123	237.047 ug/mL
12) C28	11.434	282818408	227.836 ug/mL
13) C30	11.981	287130878	231.195 ug/mL
14) C32	12.556	279265844	234.748 ug/mL
15) C34	13.189	273728273	247.517 ug/mL
16) C36	13.940	260873114	283.017 ug/mL
17) C38	14.918	241269497	342.747 ug/mL
18) C40	16.313	240317252	468.008 ug/mL
-----			

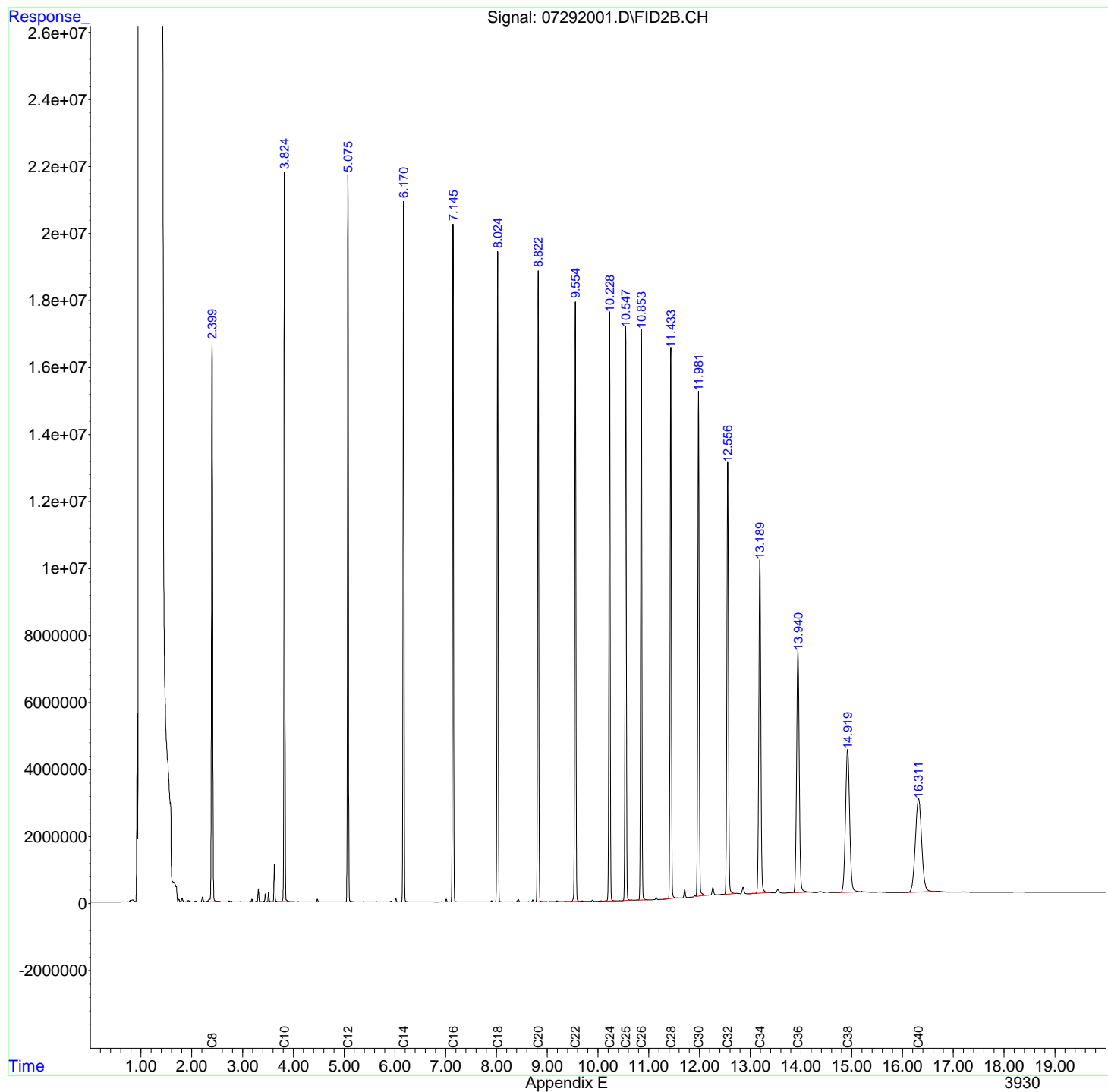
(f)=RT Delta > 1/2 Window

(m)=manual int.

Data Path : R:\2\DATA\072920\  
Data File : 07292001.D  
Signal(s) : FID2B.CH  
Acq On : 29 Jul 2020 8:27 pm  
Operator : GCSVOC-Annie  
Sample : RTX-072920  
Misc :  
ALS Vial : 1 Sample Multiplier: 1

Integration File: EVENTS.E  
Quant Time: Jul 29 23:09:19 2020  
Quant Method : Z:\HPCHEM\2\METHODS\C10-40.M  
Quant Title : Rentention Time C8-40  
QLast Update : Wed Dec 18 10:37:38 2019  
Response via : Initial Calibration  
Integrator: ChemStation 6890 Scale Mode: Large solvent peaks clipped

Volume Inj. :  
Signal Phase :  
Signal Info :



Data Path : R:\2\DATA\072920\  
 Data File : 07292002.D  
 Signal(s) : FID2B.CH  
 Acq On : 29 Jul 2020 8:54 pm  
 Operator : GCSVOC-Annie  
 Sample : ICB-072920  
 Misc :  
 ALS Vial : 2 Sample Multiplier: 1

Integration File: EVENTS.E  
 Quant Time: Jul 30 08:45:10 2020  
 Quant Method : Z:\HPCHEM\2\METHODS\072920DRO-ORO.M  
 Quant Title : DRO-ORO 09-09-15 DRO/ORO  
 QLast Update : Thu Jul 30 08:38:45 2020  
 Response via : Initial Calibration  
 Integrator: ChemStation 6890 Scale Mode: Large solvent peaks clipped

Volume Inj. :  
 Signal Phase :  
 Signal Info :

Compound	R.T.	Response	Conc	Units
-----				
System Monitoring Compounds				
4) S n-Eicosane	8.821	30368053	11.867	ug/mLm
8) S1 Squalene	11.563	26716864	12.784	ug/mLm
Target Compounds				
1) H DRO C10-C20	0.000	0	N.D.	ug/mL
2) H DRO C10-C25	0.000	0	N.D.	ug/mL
3) H DRO C10-C28	0.000	0	N.D.	ug/mL
5) H1 ORO C20-C34	0.000	0	N.D.	ug/mL
6) H1 ORO C25-C36	0.000	0	N.D.	ug/mL
7) H1 DRO C10-C36	0.000	0	N.D.	ug/mL
-----				

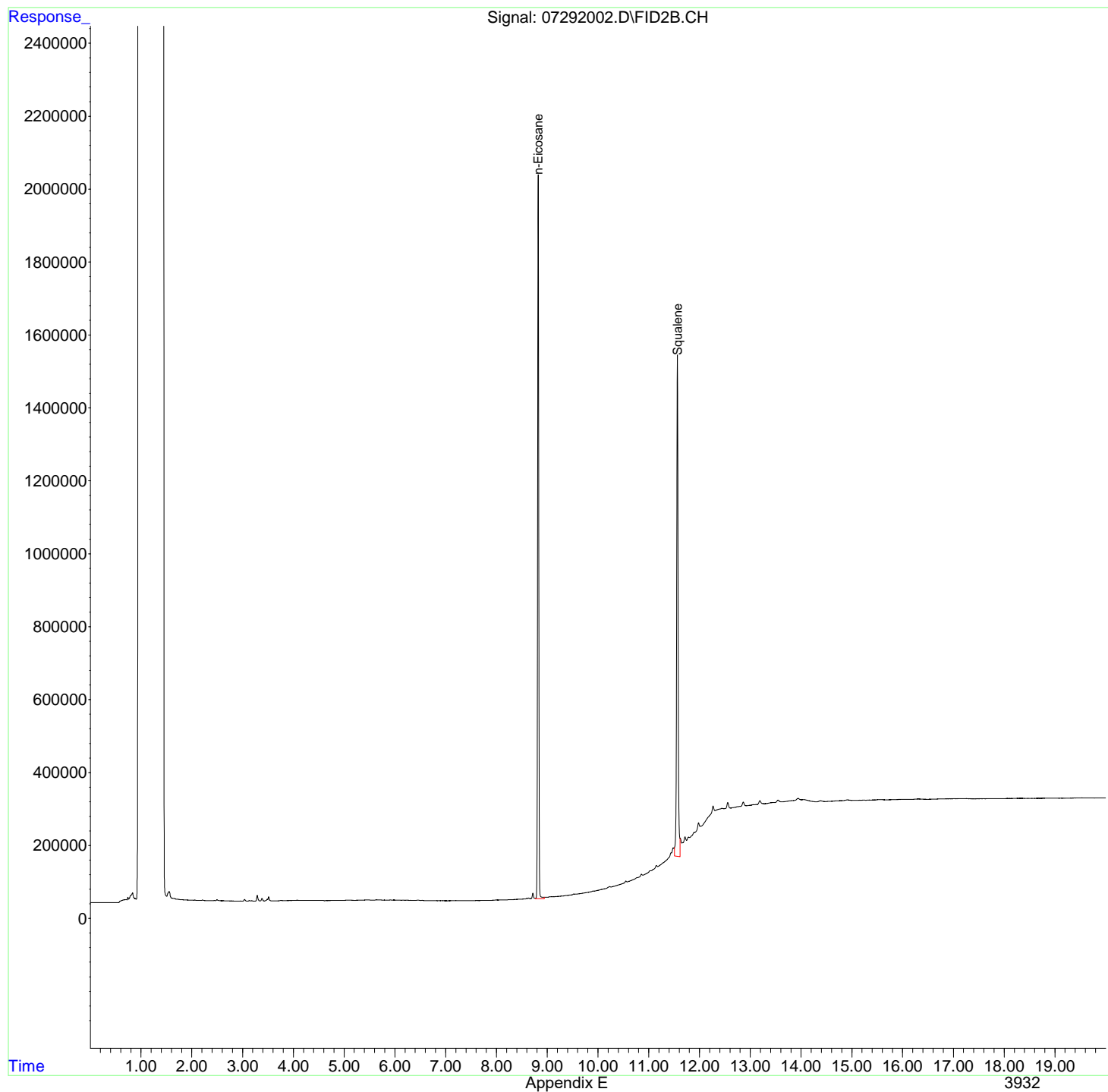
(f)=RT Delta > 1/2 Window

(m)=manual int.

Data Path : R:\2\DATA\072920\  
Data File : 07292002.D  
Signal(s) : FID2B.CH  
Acq On : 29 Jul 2020 8:54 pm  
Operator : GCSVOC-Annie  
Sample : ICB-072920  
Misc :  
ALS Vial : 2 Sample Multiplier: 1

Integration File: EVENTS.E  
Quant Time: Jul 30 08:45:10 2020  
Quant Method : Z:\HPCHEM\2\METHODS\072920DRO-ORO.M  
Quant Title : DRO-ORO 09-09-15 DRO/ORO  
QLast Update : Thu Jul 30 08:38:45 2020  
Response via : Initial Calibration  
Integrator: ChemStation 6890 Scale Mode: Large solvent peaks clipped

Volume Inj. :  
Signal Phase :  
Signal Info :





Data Path : R:\2\DATA\072920\  
 Data File : 07292003.D  
 Signal(s) : FID2B.CH  
 Acq On : 29 Jul 2020 9:21 pm  
 Operator : GCSVOC-Annie  
 Sample : ICAL1-DRO-072920  
 Misc :  
 ALS Vial : 3 Sample Multiplier: 1

Integration File: EVENTS.E  
 Quant Time: Jul 30 08:22:27 2020  
 Quant Method : Z:\HPCHEM\2\METHODS\072920DRO-ORO.M  
 Quant Title : DRO-ORO 09-09-15 DRO/ORO  
 QLast Update : Thu Jul 30 08:21:24 2020  
 Response via : Initial Calibration  
 Integrator: ChemStation 6890 Scale Mode: Large solvent peaks clipped

Volume Inj. :  
 Signal Phase :  
 Signal Info :

Compound	R.T.	Response	Conc Units
-----			
System Monitoring Compounds			
4) S n-Eicosane	0.000	0	N.D. ug/mL
8) S1 Squalene	11.562	7262728	3.290 ug/mLm
Target Compounds			
1) H DRO C10-C20	5.050	147233159	74.713 ug/mLm
2) H DRO C10-C25	5.150	190991680	85.165 ug/mLm
3) H DRO C10-C28	6.850	211967085	83.946 ug/mLm
5) H1 ORO C20-C34	0.000	0	N.D. ug/mL
6) H1 ORO C25-C36	0.000	0	N.D. ug/mL
7) H1 DRO C10-C36	0.000	0	N.D. ug/mL
-----			

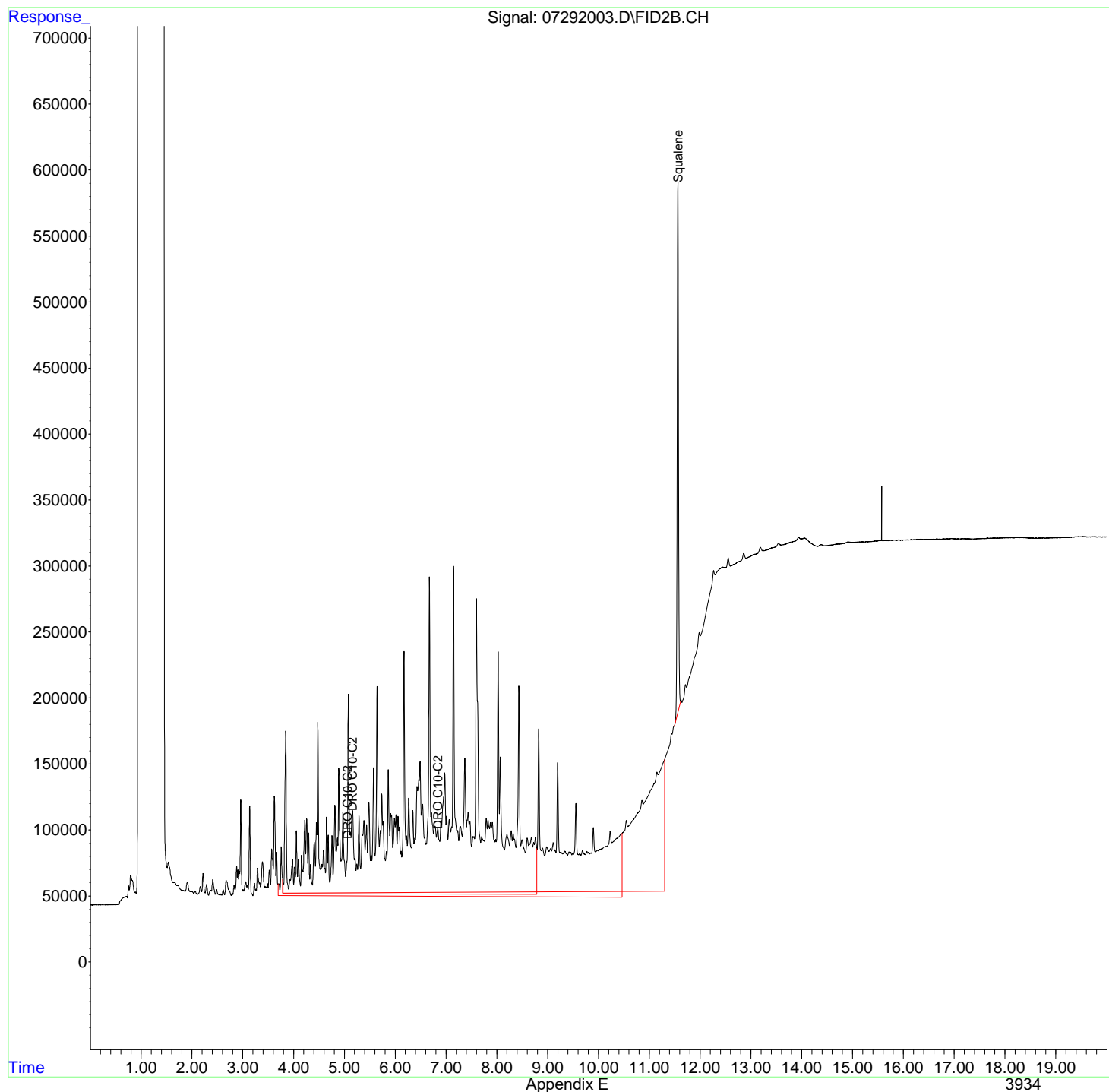
(f)=RT Delta > 1/2 Window

(m)=manual int.

Data Path : R:\2\DATA\072920\  
Data File : 07292003.D  
Signal(s) : FID2B.CH  
Acq On : 29 Jul 2020 9:21 pm  
Operator : GCSVOC-Annie  
Sample : ICAL1-DRO-072920  
Misc :  
ALS Vial : 3 Sample Multiplier: 1

Integration File: EVENTS.E  
Quant Time: Jul 30 08:22:27 2020  
Quant Method : Z:\HPCHEM\2\METHODS\072920DRO-ORO.M  
Quant Title : DRO-ORO 09-09-15 DRO/ORO  
QLast Update : Thu Jul 30 08:21:24 2020  
Response via : Initial Calibration  
Integrator: ChemStation 6890 Scale Mode: Large solvent peaks clipped

Volume Inj. :  
Signal Phase :  
Signal Info :



Data Path : R:\2\DATA\072920\  
 Data File : 07292004.D  
 Signal(s) : FID2B.CH  
 Acq On : 29 Jul 2020 9:49 pm  
 Operator : GCSVOC-Annie  
 Sample : ICAL2-DRO-072920  
 Misc :  
 ALS Vial : 4 Sample Multiplier: 1

Integration File: EVENTS.E  
 Quant Time: Jul 30 08:21:08 2020  
 Quant Method : Z:\HPCHEM\2\METHODS\072920DRO-ORO.M  
 Quant Title : DRO-ORO 09-09-15 DRO/ORO  
 QLast Update : Thu Jul 30 08:20:10 2020  
 Response via : Initial Calibration  
 Integrator: ChemStation 6890 Scale Mode: Large solvent peaks clipped

Volume Inj. :  
 Signal Phase :  
 Signal Info :

Compound	R.T.	Response	Conc	Units
-----				
System Monitoring Compounds				
4) S n-Eicosane	0.000	0	N.D.	ug/mL
8) S1 Squalene	11.562	10566452	5.103	ug/mLm
Target Compounds				
1) H DRO C10-C20	5.050	399833937	209.492	ug/mLm
2) H DRO C10-C25	5.150	454231289	211.090	ug/mLm
3) H DRO C10-C28	6.850	505640369	227.413	ug/mLm
5) H1 ORO C20-C34	0.000	0	N.D.	ug/mL
6) H1 ORO C25-C36	0.000	0	N.D.	ug/mL
7) H1 DRO C10-C36	8.400	896079563	296.890	ug/mLm
-----				

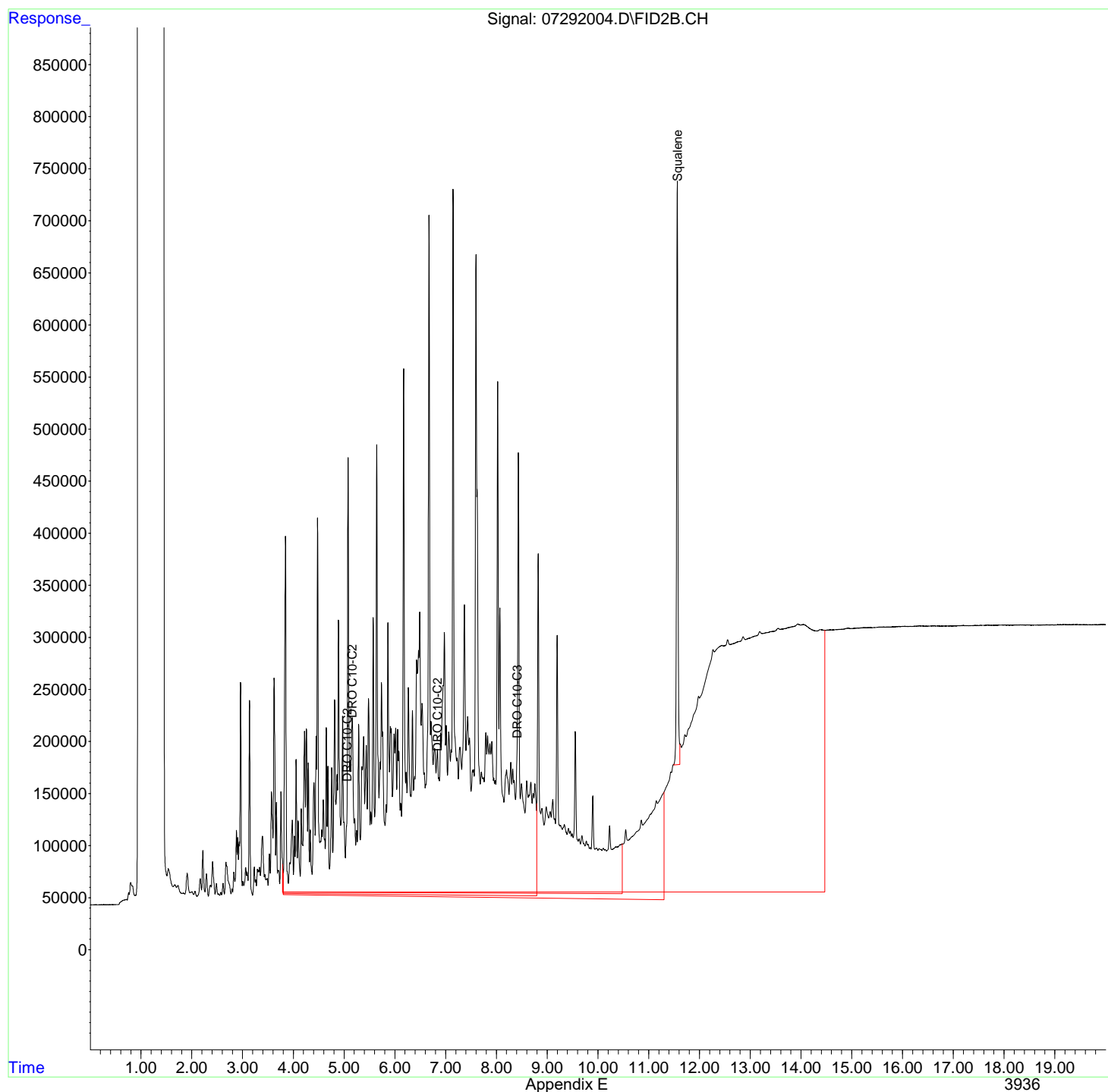
(f)=RT Delta > 1/2 Window

(m)=manual int.

Data Path : R:\2\DATA\072920\  
Data File : 07292004.D  
Signal(s) : FID2B.CH  
Acq On : 29 Jul 2020 9:49 pm  
Operator : GCSVOC-Annie  
Sample : ICAL2-DRO-072920  
Misc :  
ALS Vial : 4 Sample Multiplier: 1

Integration File: EVENTS.E  
Quant Time: Jul 30 08:21:08 2020  
Quant Method : Z:\HPCHEM\2\METHODS\072920DRO-ORO.M  
Quant Title : DRO-ORO 09-09-15 DRO/ORO  
QLast Update : Thu Jul 30 08:20:10 2020  
Response via : Initial Calibration  
Integrator: ChemStation 6890 Scale Mode: Large solvent peaks clipped

Volume Inj. :  
Signal Phase :  
Signal Info :



Data Path : R:\2\DATA\072920\  
 Data File : 07292005.D  
 Signal(s) : FID2B.CH  
 Acq On : 29 Jul 2020 10:16 pm  
 Operator : GCSVOC-Annie  
 Sample : ICAL3-DRO-072920  
 Misc :  
 ALS Vial : 5 Sample Multiplier: 1

Integration File: EVENTS.E  
 Quant Time: Jul 30 08:19:54 2020  
 Quant Method : Z:\HPCHEM\2\METHODS\072920DRO-ORO.M  
 Quant Title : DRO-ORO 09-09-15 DRO/ORO  
 QLast Update : Thu Jul 30 08:18:43 2020  
 Response via : Initial Calibration  
 Integrator: ChemStation 6890 Scale Mode: Large solvent peaks clipped

Volume Inj. :  
 Signal Phase :  
 Signal Info :

Compound	R.T.	Response	Conc	Units
-----				
System Monitoring Compounds				
4) S n-Eicosane	0.000	0	N.D.	ug/mL
8) S1 Squalene	11.563	21392695	10.958	ug/mLm
Target Compounds				
1) H DRO C10-C20	5.050	1021268999	535.180	ug/mLm
2) H DRO C10-C25	5.150	1122777798	521.915	ug/mLm
3) H DRO C10-C28	6.850	1182837712	547.785	ug/mLm
5) H1 ORO C20-C34	0.000	0	N.D.	ug/mL
6) H1 ORO C25-C36	0.000	0	N.D.	ug/mL
7) H1 DRO C10-C36	8.400	1533602559	632.417	ug/mLm
-----				

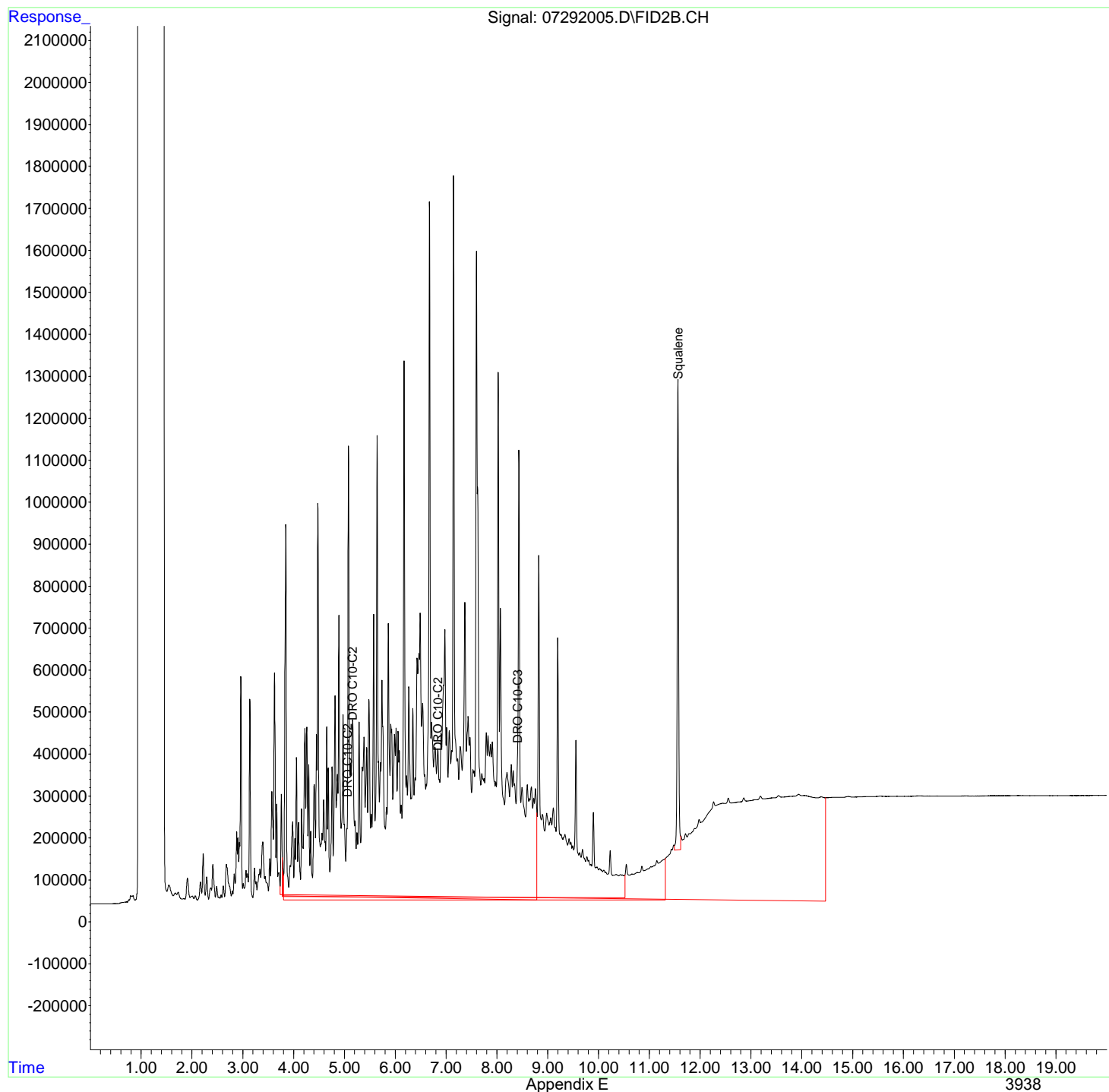
(f)=RT Delta > 1/2 Window

(m)=manual int.

Data Path : R:\2\DATA\072920\  
Data File : 07292005.D  
Signal(s) : FID2B.CH  
Acq On : 29 Jul 2020 10:16 pm  
Operator : GCSVOC-Annie  
Sample : ICAL3-DRO-072920  
Misc :  
ALS Vial : 5 Sample Multiplier: 1

Integration File: EVENTS.E  
Quant Time: Jul 30 08:19:54 2020  
Quant Method : Z:\HPCHEM\2\METHODS\072920DRO-ORO.M  
Quant Title : DRO-ORO 09-09-15 DRO/ORO  
QLast Update : Thu Jul 30 08:18:43 2020  
Response via : Initial Calibration  
Integrator: ChemStation 6890 Scale Mode: Large solvent peaks clipped

Volume Inj. :  
Signal Phase :  
Signal Info :



Data Path : R:\2\DATA\072920\  
 Data File : 07292006.D  
 Signal(s) : FID2B.CH  
 Acq On : 29 Jul 2020 10:43 pm  
 Operator : GCSVOC-Annie  
 Sample : ICAL4-DRO-072920  
 Misc :  
 ALS Vial : 6 Sample Multiplier: 1

Integration File: EVENTS.E  
 Quant Time: Jul 30 08:15:50 2020  
 Quant Method : Z:\HPCHEM\2\METHODS\072920DRO-ORO.M  
 Quant Title : DRO-ORO 09-09-15 DRO/ORO  
 QLast Update : Fri Feb 28 16:32:12 2020  
 Response via : Initial Calibration  
 Integrator: ChemStation 6890 Scale Mode: Large solvent peaks clipped

Volume Inj. :  
 Signal Phase :  
 Signal Info :

Compound	R.T.	Response	Conc	Units
-----				
System Monitoring Compounds				
4) S n-Eicosane	0.000	0	N.D.	ug/mL
8) S1 Squalene	11.564	40581208	24.923	ug/mLm
Target Compounds				
1) H DRO C10-C20	5.050	2010840613	1334.361	ug/mLm
2) H DRO C10-C25	5.150	2149552029	1224.791	ug/mLm
3) H DRO C10-C28	6.850	2125776879	1178.668	ug/mLm
5) H1 ORO C20-C34	0.000	0	N.D.	ug/mL
6) H1 ORO C25-C36	0.000	0	N.D.	ug/mL
7) H1 DRO C10-C36	8.400	2420403703	1286.082	ug/mLm
-----				

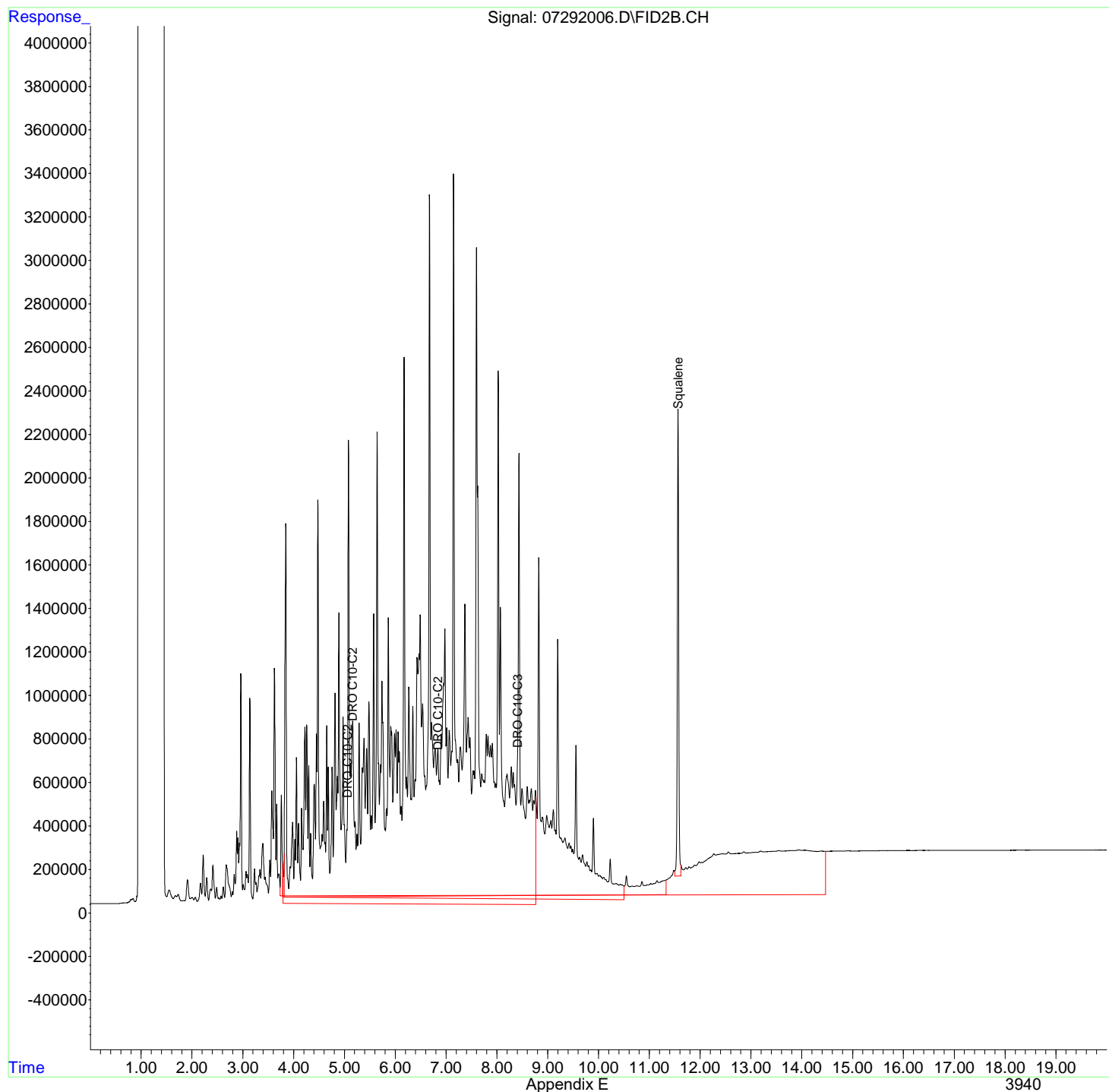
(f)=RT Delta > 1/2 Window

(m)=manual int.

Data Path : R:\2\DATA\072920\  
Data File : 07292006.D  
Signal(s) : FID2B.CH  
Acq On : 29 Jul 2020 10:43 pm  
Operator : GCSVOC-Annie  
Sample : ICAL4-DRO-072920  
Misc :  
ALS Vial : 6 Sample Multiplier: 1

Integration File: EVENTS.E  
Quant Time: Jul 30 08:15:50 2020  
Quant Method : Z:\HPCHEM\2\METHODS\072920DRO-ORO.M  
Quant Title : DRO-ORO 09-09-15 DRO/ORO  
QLast Update : Fri Feb 28 16:32:12 2020  
Response via : Initial Calibration  
Integrator: ChemStation 6890 Scale Mode: Large solvent peaks clipped

Volume Inj. :  
Signal Phase :  
Signal Info :





Data Path : R:\2\DATA\072920\  
 Data File : 07292007.D  
 Signal(s) : FID2B.CH  
 Acq On : 29 Jul 2020 11:10 pm  
 Operator : GCSVOC-Annie  
 Sample : ICAL5-DRO-072920  
 Misc :  
 ALS Vial : 7 Sample Multiplier: 1

Integration File: EVENTS.E  
 Quant Time: Jul 30 08:17:22 2020  
 Quant Method : Z:\HPCHEM\2\METHODS\072920DRO-ORO.M  
 Quant Title : DRO-ORO 09-09-15 DRO/ORO  
 QLast Update : Thu Jul 30 08:16:15 2020  
 Response via : Initial Calibration  
 Integrator: ChemStation 6890 Scale Mode: Large solvent peaks clipped

Volume Inj. :  
 Signal Phase :  
 Signal Info :

Compound	R.T.	Response	Conc	Units
-----				
System Monitoring Compounds				
4) S n-Eicosane	0.000	0	N.D.	ug/mL
8) S1 Squalene	11.564	53017884	31.205	ug/mLm
Target Compounds				
1) H DRO C10-C20	5.050	9814830220	6467.097	ug/mLm
2) H DRO C10-C25	5.150	11330341570	6422.706	ug/mLm
3) H DRO C10-C28	6.850	11178240841	6210.065	ug/mLm
5) H1 ORO C20-C34	0.000	0	N.D.	ug/mL
6) H1 ORO C25-C36	0.000	0	N.D.	ug/mL
7) H1 DRO C10-C36	8.400	11649200217	6593.661	ug/mLm
-----				

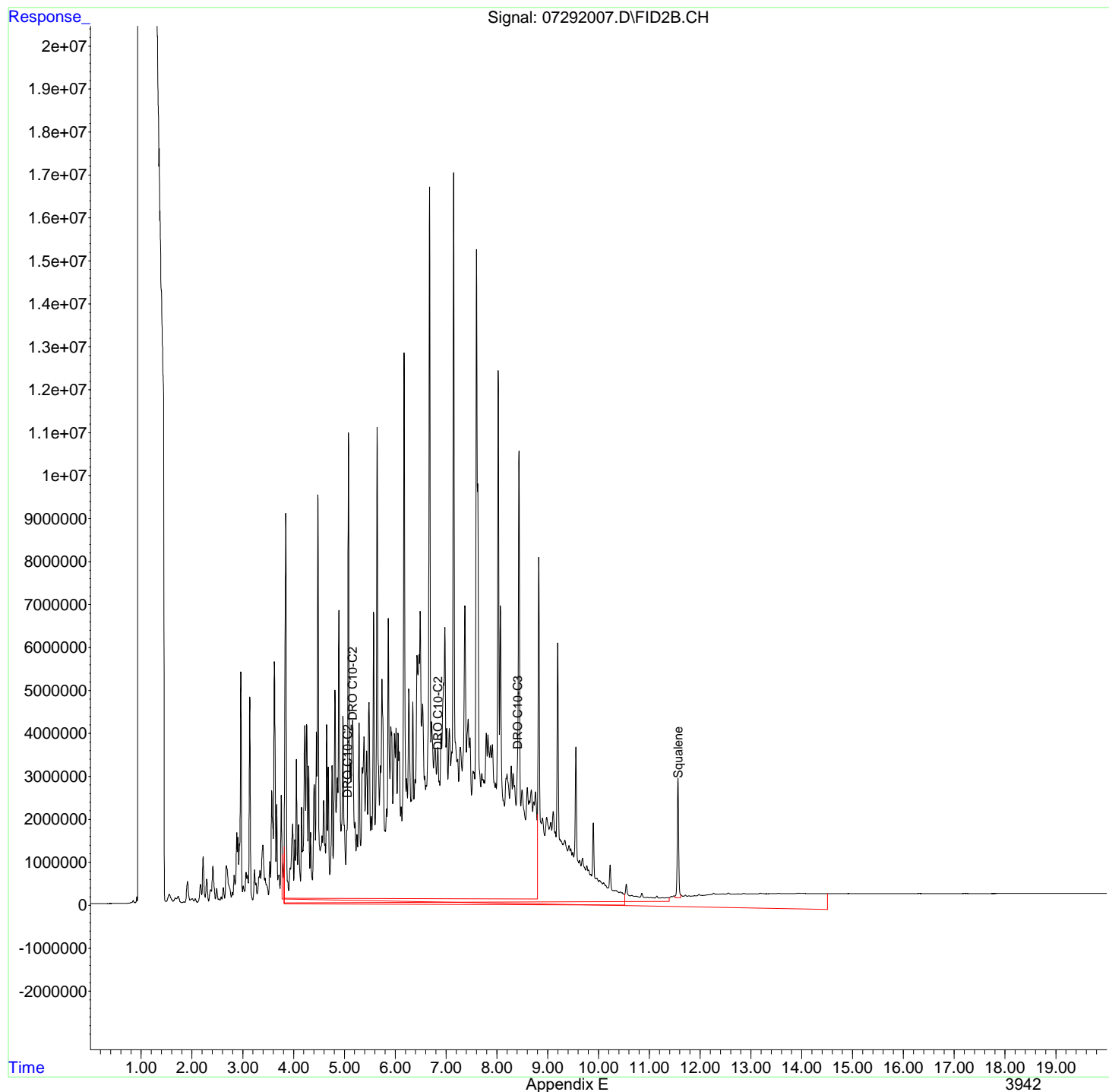
(f)=RT Delta > 1/2 Window

(m)=manual int.

Data Path : R:\2\DATA\072920\  
Data File : 07292007.D  
Signal(s) : FID2B.CH  
Acq On : 29 Jul 2020 11:10 pm  
Operator : GCSVOC-Annie  
Sample : ICAL5-DRO-072920  
Misc :  
ALS Vial : 7 Sample Multiplier: 1

Integration File: EVENTS.E  
Quant Time: Jul 30 08:17:22 2020  
Quant Method : Z:\HPCHEM\2\METHODS\072920DRO-ORO.M  
Quant Title : DRO-ORO 09-09-15 DRO/ORO  
QLast Update : Thu Jul 30 08:16:15 2020  
Response via : Initial Calibration  
Integrator: ChemStation 6890 Scale Mode: Large solvent peaks clipped

Volume Inj. :  
Signal Phase :  
Signal Info :



Data Path : R:\2\DATA\072920\  
 Data File : 07292008.D  
 Signal(s) : FID2B.CH  
 Acq On : 29 Jul 2020 11:37 pm  
 Operator : GCSVOC-Annie  
 Sample : ICAL6-DRO-072920  
 Misc :  
 ALS Vial : 8 Sample Multiplier: 1

Integration File: EVENTS.E  
 Quant Time: Jul 30 08:18:32 2020  
 Quant Method : Z:\HPCHEM\2\METHODS\072920DRO-ORO.M  
 Quant Title : DRO-ORO 09-09-15 DRO/ORO  
 QLast Update : Thu Jul 30 08:17:41 2020  
 Response via : Initial Calibration  
 Integrator: ChemStation 6890 Scale Mode: Large solvent peaks clipped

Volume Inj. :  
 Signal Phase :  
 Signal Info :

Compound	R.T.	Response	Conc Units
-----			
System Monitoring Compounds			
4) S n-Eicosane	0.000	0	N.D. ug/mL
8) S1 Squalene	11.564	96533184	53.505 ug/mLm
Target Compounds			
1) H DRO C10-C20	5.050	19542766758	11767.862 ug/mLm
2) H DRO C10-C25	5.150	21974295547	11475.601 ug/mLm
3) H DRO C10-C28	6.850	21727424252	11329.443 ug/mLm
5) H1 ORO C20-C34	0.000	0	N.D. ug/mL
6) H1 ORO C25-C36	0.000	0	N.D. ug/mL
7) H1 DRO C10-C36	8.400	22003558764	11967.774 ug/mLm
-----			

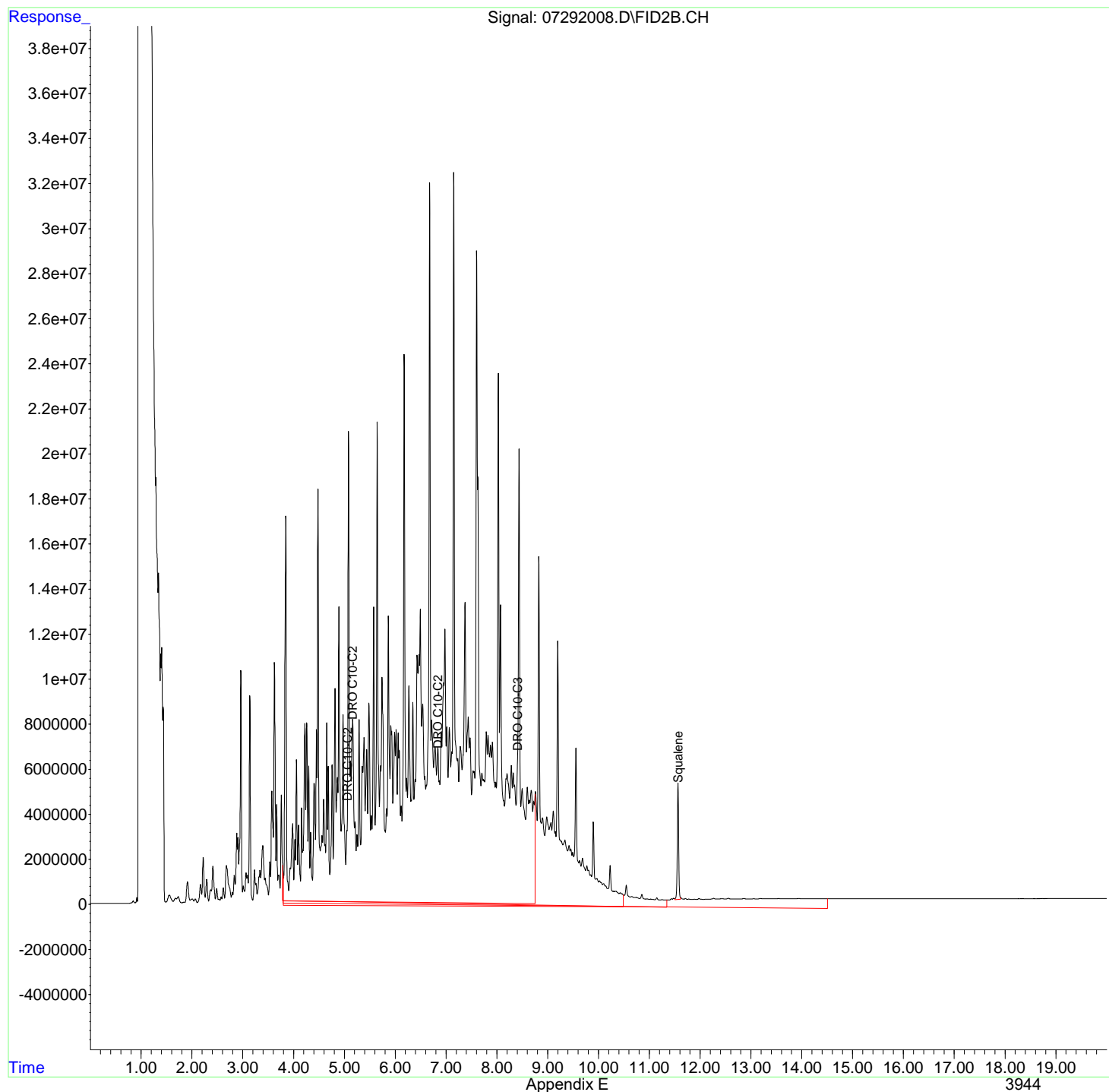
(f)=RT Delta > 1/2 Window

(m)=manual int.

Data Path : R:\2\DATA\072920\  
Data File : 07292008.D  
Signal(s) : FID2B.CH  
Acq On : 29 Jul 2020 11:37 pm  
Operator : GCSVOC-Annie  
Sample : ICAL6-DRO-072920  
Misc :  
ALS Vial : 8 Sample Multiplier: 1

Integration File: EVENTS.E  
Quant Time: Jul 30 08:18:32 2020  
Quant Method : Z:\HPCHEM\2\METHODS\072920DRO-ORO.M  
Quant Title : DRO-ORO 09-09-15 DRO/ORO  
QLast Update : Thu Jul 30 08:17:41 2020  
Response via : Initial Calibration  
Integrator: ChemStation 6890 Scale Mode: Large solvent peaks clipped

Volume Inj. :  
Signal Phase :  
Signal Info :



Data Path : R:\2\DATA\072920\  
 Data File : 07292009.D  
 Signal(s) : FID2B.CH  
 Acq On : 30 Jul 2020 12:05 am  
 Operator : GCSVOC-Annie  
 Sample : ICV-DRO-072920  
 Misc :  
 ALS Vial : 9 Sample Multiplier: 1

Integration File: EVENTS.E  
 Quant Time: Jul 30 08:24:16 2020  
 Quant Method : Z:\HPCHEM\2\METHODS\072920DRO-ORO.M  
 Quant Title : DRO-ORO 09-09-15 DRO/ORO  
 QLast Update : Thu Jul 30 08:22:42 2020  
 Response via : Initial Calibration  
 Integrator: ChemStation 6890 Scale Mode: Large solvent peaks clipped

Volume Inj. :  
 Signal Phase :  
 Signal Info :

Min. RRF : 0.000 Min. Rel. Area : 50% Max. R.T. Dev 0.50min  
 Max. RRF Dev : 15% Max. Rel. Area : 150%

	Compound	Amount	Calc.	%Dev	Area%	Dev (Min)
1 H	DRO C10-C20	1000.000	1053.467	-5.3	0	0.00
2 H	DRO C10-C25	1000.000	955.349	4.5	0	0.00
3 H	DRO C10-C28	1000.000	995.315	0.5	0	0.00
5 H1	ORO C20-C34	1000.000	-97.166	109.7#	0	-9.23#
6 H1	ORO C25-C36	1000.000	-106.212	110.6#	0	-10.70#
7 H1	DRO C10-C36	1000.000	964.726	3.5	0	0.00
8 S1	Squalene	20.000	20.759	-3.8	0	0.00

Evaluate Continuing Calibration Report - Not Found

4 S	n-Eicosane	10.000	0.000	100.0#	0	-8.83#
5 H1	ORO C20-C34	1000.000	-97.166	109.7#	0	-9.23#
6 H1	ORO C25-C36	1000.000	-106.212	110.6#	0	-10.70#

(#) = Out of Range

SPCC's out = 0 CCC's out = 0

Data Path : R:\2\DATA\072920\  
 Data File : 07292009.D  
 Signal(s) : FID2B.CH  
 Acq On : 30 Jul 2020 12:05 am  
 Operator : GCSVOC-Annie  
 Sample : ICV-DRO-072920  
 Misc :  
 ALS Vial : 9 Sample Multiplier: 1

Integration File: EVENTS.E  
 Quant Time: Jul 30 08:24:16 2020  
 Quant Method : Z:\HPCHEM\2\METHODS\072920DRO-ORO.M  
 Quant Title : DRO-ORO 09-09-15 DRO/ORO  
 QLast Update : Thu Jul 30 08:22:42 2020  
 Response via : Initial Calibration  
 Integrator: ChemStation 6890 Scale Mode: Large solvent peaks clipped

Volume Inj. :  
 Signal Phase :  
 Signal Info :

Compound	R.T.	Response	Conc	Units
-----				
System Monitoring Compounds				
4) S n-Eicosane	0.000	0	N.D.	ug/mL
8) S1 Squalene	11.562	42101498	20.759	ug/mLm
Target Compounds				
1) H DRO C10-C20	5.050	2098086840	1053.467	ug/mLm
2) H DRO C10-C25	5.150	2163649994	955.349	ug/mLm
3) H DRO C10-C28	6.850	2254549233	995.315	ug/mLm
5) H1 ORO C20-C34	0.000	0	N.D.	ug/mL
6) H1 ORO C25-C36	0.000	0	N.D.	ug/mL
7) H1 DRO C10-C36	8.400	2432218434	964.726	ug/mLm
-----				

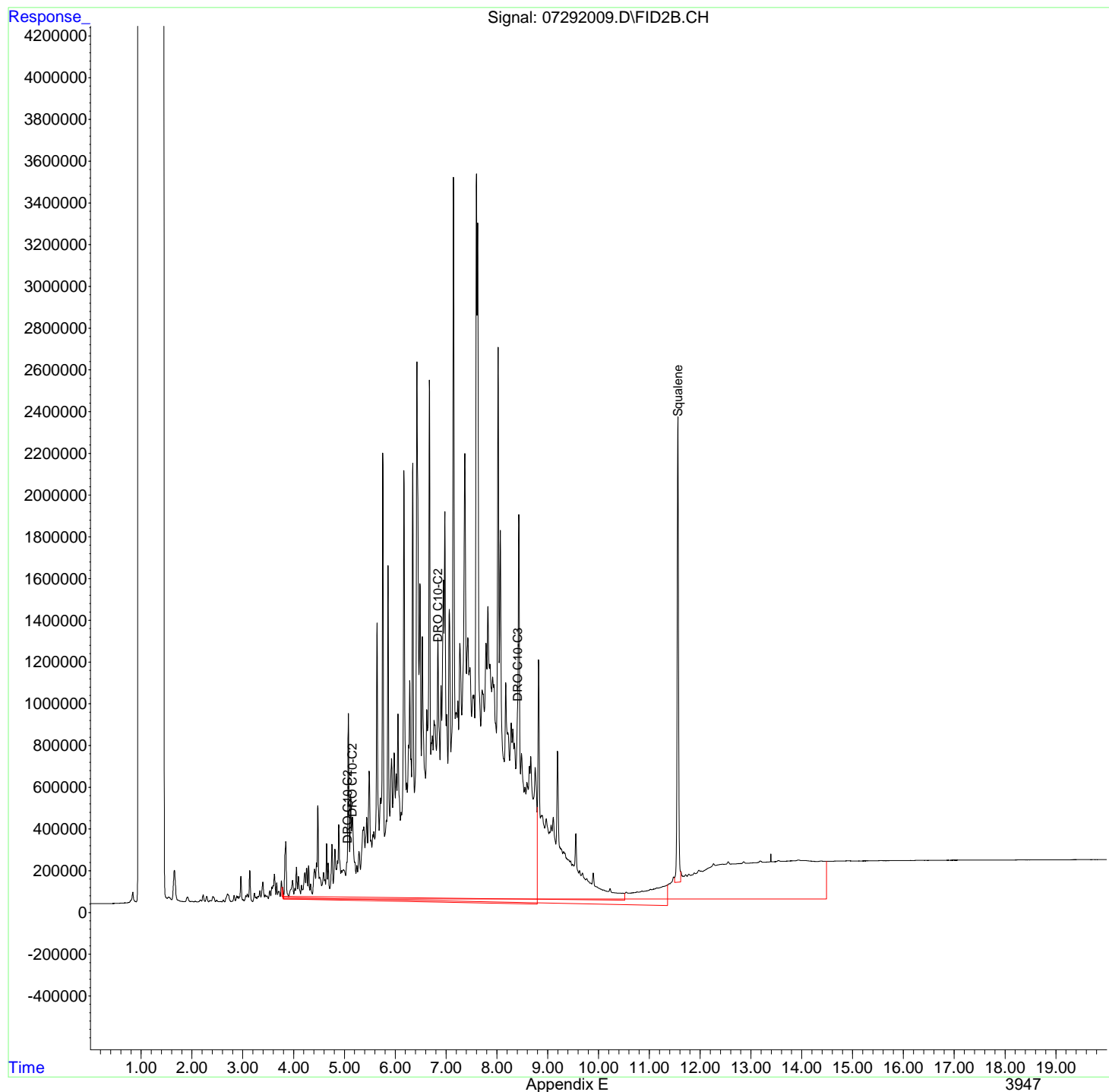
(f)=RT Delta > 1/2 Window

(m)=manual int.

Data Path : R:\2\DATA\072920\  
Data File : 07292009.D  
Signal(s) : FID2B.CH  
Acq On : 30 Jul 2020 12:05 am  
Operator : GCSVOC-Annie  
Sample : ICV-DRO-072920  
Misc :  
ALS Vial : 9 Sample Multiplier: 1

Integration File: EVENTS.E  
Quant Time: Jul 30 08:24:16 2020  
Quant Method : Z:\HPCHEM\2\METHODS\072920DRO-ORO.M  
Quant Title : DRO-ORO 09-09-15 DRO/ORO  
QLast Update : Thu Jul 30 08:22:42 2020  
Response via : Initial Calibration  
Integrator: ChemStation 6890 Scale Mode: Large solvent peaks clipped

Volume Inj. :  
Signal Phase :  
Signal Info :



Data Path : R:\2\DATA\072920\  
 Data File : 07292010.D  
 Signal(s) : FID2B.CH  
 Acq On : 30 Jul 2020 12:32 am  
 Operator : GCSVOC-Annie  
 Sample : ICAL1-ORO-072920  
 Misc :  
 ALS Vial : 10 Sample Multiplier: 1

Integration File: EVENTS.E  
 Quant Time: Jul 30 08:38:33 2020  
 Quant Method : Z:\HPCHEM\2\METHODS\072920DRO-ORO.M  
 Quant Title : DRO-ORO 09-09-15 DRO/ORO  
 QLast Update : Thu Jul 30 08:37:21 2020  
 Response via : Initial Calibration  
 Integrator: ChemStation 6890 Scale Mode: Large solvent peaks clipped

Volume Inj. :  
 Signal Phase :  
 Signal Info :

Compound	R.T.	Response	Conc Units
-----			
System Monitoring Compounds			
4) S n-Eicosane	8.822	8935699	3.570 ug/mL
8) S1 Squalene	0.000	0	N.D. ug/mL
Target Compounds			
1) H DRO C10-C20	0.000	0	N.D. ug/mL
2) H DRO C10-C25	0.000	0	N.D. ug/mL
3) H DRO C10-C28	0.000	0	N.D. ug/mL
5) H1 ORO C20-C34	9.230	462953690	256.297 ug/mLm
6) H1 ORO C25-C36	10.700	592116141	264.277 ug/mLm
7) H1 DRO C10-C36	0.000	0	N.D. ug/mL
-----			

(f)=RT Delta > 1/2 Window

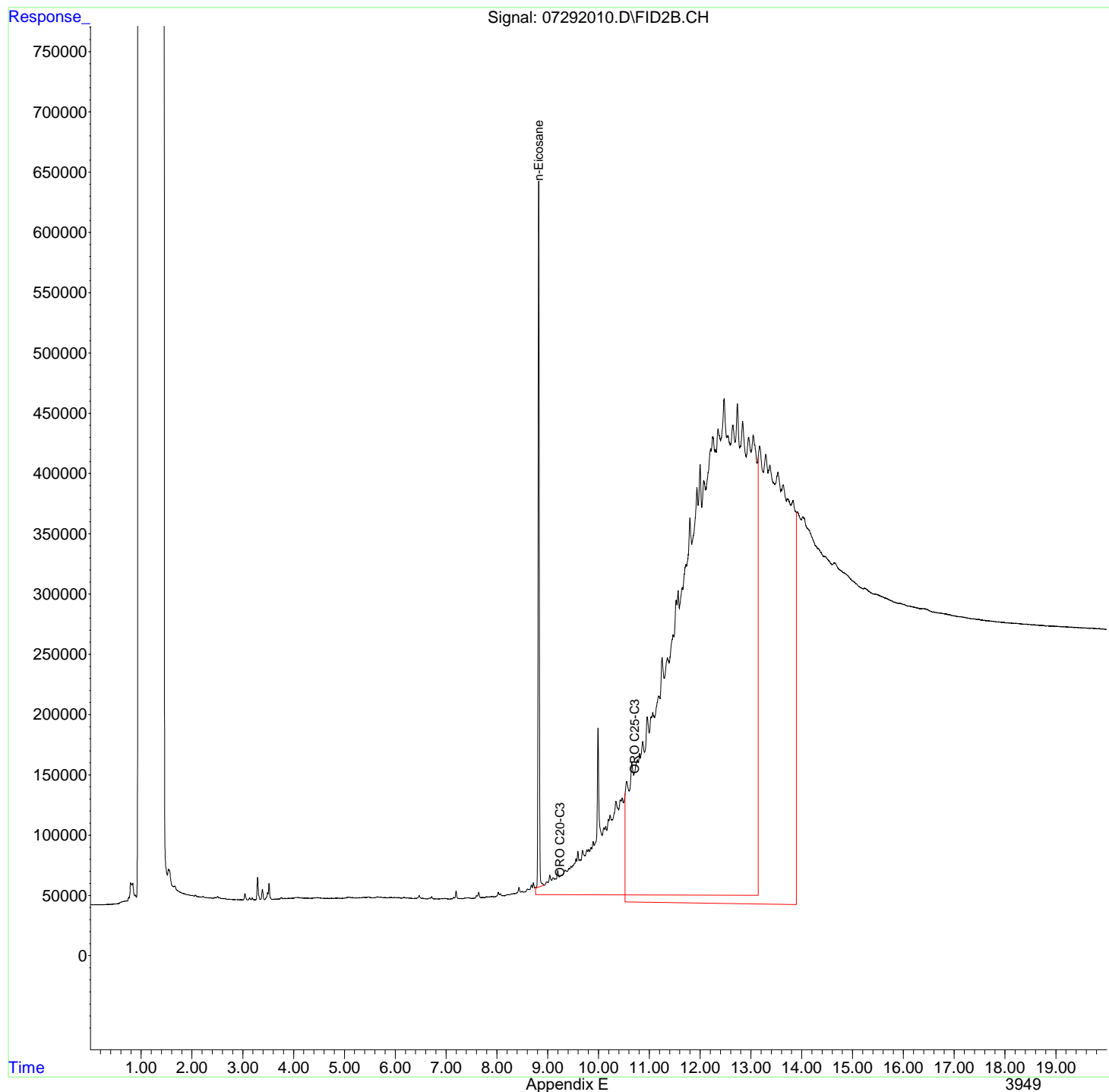
(m)=manual int.



Data Path : R:\2\DATA\072920\  
Data File : 07292010.D  
Signal(s) : FID2B.CH  
Acq On : 30 Jul 2020 12:32 am  
Operator : GCSVOC-Annie  
Sample : ICAL1-ORO-072920  
Misc :  
ALS Vial : 10 Sample Multiplier: 1

Integration File: EVENTS.E  
Quant Time: Jul 30 08:38:33 2020  
Quant Method : Z:\HPCHEM\2\METHODS\072920DRO-ORO.M  
Quant Title : DRO-ORO 09-09-15 DRO/ORO  
QLast Update : Thu Jul 30 08:37:21 2020  
Response via : Initial Calibration  
Integrator: ChemStation 6890 Scale Mode: Large solvent peaks clipped

Volume Inj. :  
Signal Phase :  
Signal Info :



Data Path : R:\2\DATA\072920\  
 Data File : 07292011.D  
 Signal(s) : FID2B.CH  
 Acq On : 30 Jul 2020 12:59 am  
 Operator : GCSVOC-Annie  
 Sample : ICAL2-ORO-072920  
 Misc :  
 ALS Vial : 11 Sample Multiplier: 1

Integration File: EVENTS.E  
 Quant Time: Jul 30 08:37:07 2020  
 Quant Method : Z:\HPCHEM\2\METHODS\072920DRO-ORO.M  
 Quant Title : DRO-ORO 09-09-15 DRO/ORO  
 QLast Update : Thu Jul 30 08:36:10 2020  
 Response via : Initial Calibration  
 Integrator: ChemStation 6890 Scale Mode: Large solvent peaks clipped

Volume Inj. :  
 Signal Phase :  
 Signal Info :

Compound	R.T.	Response	Conc Units
-----			
System Monitoring Compounds			
4) S n-Eicosane	8.822	13863223	5.861 ug/mL
8) S1 Squalene	0.000	0	N.D. ug/mL
Target Compounds			
1) H DRO C10-C20	0.000	0	N.D. ug/mL
2) H DRO C10-C25	0.000	0	N.D. ug/mL
3) H DRO C10-C28	0.000	0	N.D. ug/mL
5) H1 ORO C20-C34	9.230	851606030	589.605 ug/mLm
6) H1 ORO C25-C36	10.700	1056476710	613.933 ug/mLm
7) H1 DRO C10-C36	0.000	0	N.D. ug/mL
-----			

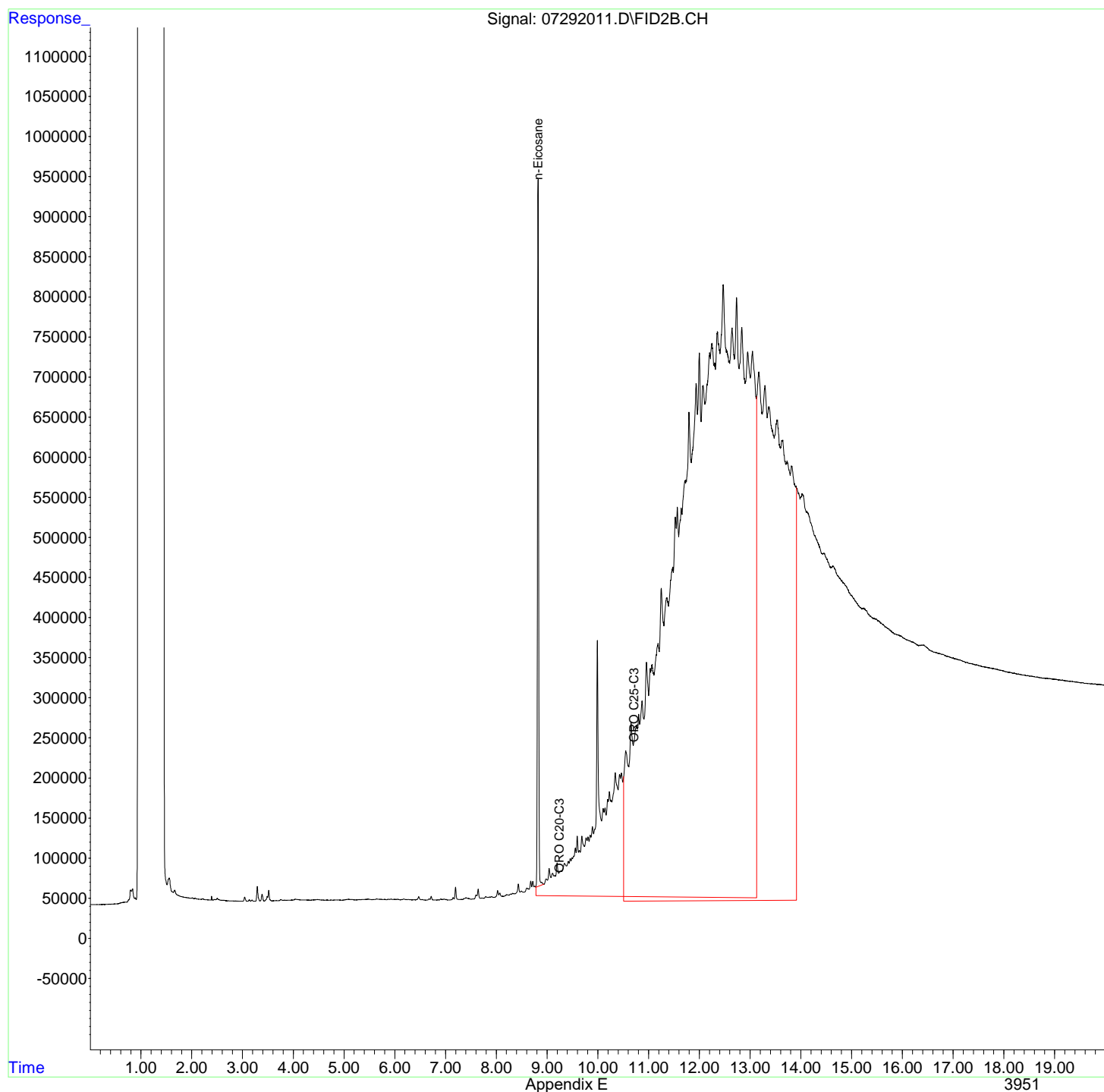
(f)=RT Delta > 1/2 Window

(m)=manual int.

Data Path : R:\2\DATA\072920\  
Data File : 07292011.D  
Signal(s) : FID2B.CH  
Acq On : 30 Jul 2020 12:59 am  
Operator : GCSVOC-Annie  
Sample : ICAL2-ORO-072920  
Misc :  
ALS Vial : 11 Sample Multiplier: 1

Integration File: EVENTS.E  
Quant Time: Jul 30 08:37:07 2020  
Quant Method : Z:\HPCHEM\2\METHODS\072920DRO-ORO.M  
Quant Title : DRO-ORO 09-09-15 DRO/ORO  
QLast Update : Thu Jul 30 08:36:10 2020  
Response via : Initial Calibration  
Integrator: ChemStation 6890 Scale Mode: Large solvent peaks clipped

Volume Inj. :  
Signal Phase :  
Signal Info :



Data Path : R:\2\DATA\072920\  
 Data File : 07292012.D  
 Signal(s) : FID2B.CH  
 Acq On : 30 Jul 2020 1:26 am  
 Operator : GCSVOC-Annie  
 Sample : ICAL3-ORO-072920  
 Misc :  
 ALS Vial : 12 Sample Multiplier: 1

Integration File: EVENTS.E  
 Quant Time: Jul 30 08:35:56 2020  
 Quant Method : Z:\HPCHEM\2\METHODS\072920DRO-ORO.M  
 Quant Title : DRO-ORO 09-09-15 DRO/ORO  
 QLast Update : Thu Jul 30 08:35:01 2020  
 Response via : Initial Calibration  
 Integrator: ChemStation 6890 Scale Mode: Large solvent peaks clipped

Volume Inj. :  
 Signal Phase :  
 Signal Info :

Compound	R.T.	Response	Conc Units
-----			
System Monitoring Compounds			
4) S n-Eicosane	8.821	24387199	10.543 ug/mL
8) S1 Squalene	0.000	0	N.D. ug/mL
Target Compounds			
1) H DRO C10-C20	0.000	0	N.D. ug/mL
2) H DRO C10-C25	0.000	0	N.D. ug/mL
3) H DRO C10-C28	0.000	0	N.D. ug/mL
5) H1 ORO C20-C34	9.230	1553548335	1172.425 ug/mLm
6) H1 ORO C25-C36	10.700	1833228176	1175.748 ug/mLm
7) H1 DRO C10-C36	0.000	0	N.D. ug/mL
-----			

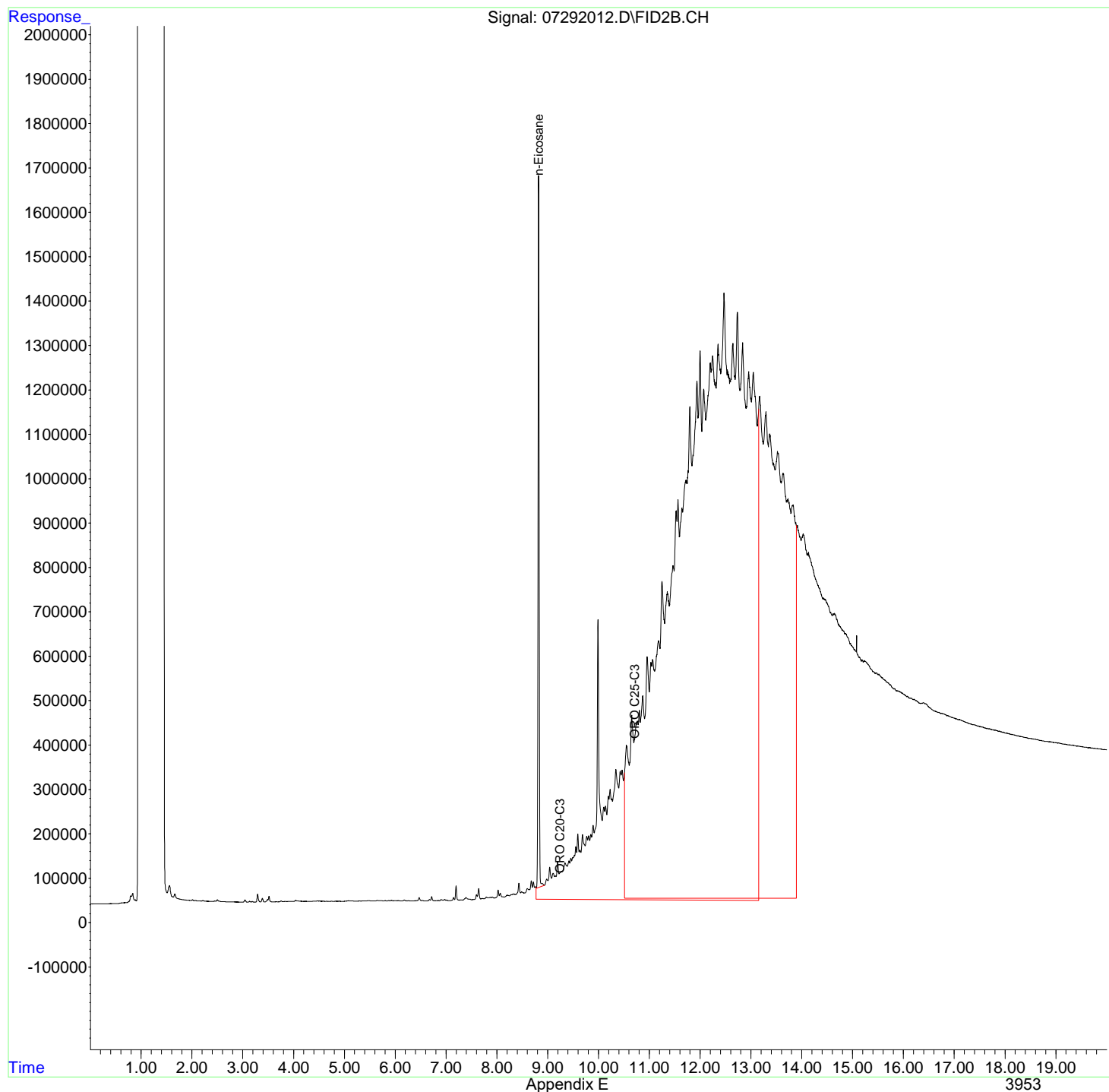
(f)=RT Delta > 1/2 Window

(m)=manual int.

Data Path : R:\2\DATA\072920\  
Data File : 07292012.D  
Signal(s) : FID2B.CH  
Acq On : 30 Jul 2020 1:26 am  
Operator : GCSVOC-Annie  
Sample : ICAL3-ORO-072920  
Misc :  
ALS Vial : 12 Sample Multiplier: 1

Integration File: EVENTS.E  
Quant Time: Jul 30 08:35:56 2020  
Quant Method : Z:\HPCHEM\2\METHODS\072920DRO-ORO.M  
Quant Title : DRO-ORO 09-09-15 DRO/ORO  
QLast Update : Thu Jul 30 08:35:01 2020  
Response via : Initial Calibration  
Integrator: ChemStation 6890 Scale Mode: Large solvent peaks clipped

Volume Inj. :  
Signal Phase :  
Signal Info :



Data Path : R:\2\DATA\072920\  
 Data File : 07292013.D  
 Signal(s) : FID2B.CH  
 Acq On : 30 Jul 2020 1:53 am  
 Operator : GCSVOC-Annie  
 Sample : ICAL4-ORO-072920  
 Misc :  
 ALS Vial : 13 Sample Multiplier: 1

Integration File: EVENTS.E  
 Quant Time: Jul 30 08:26:17 2020  
 Quant Method : Z:\HPCHEM\2\METHODS\072920DRO-ORO.M  
 Quant Title : DRO-ORO 09-09-15 DRO/ORO  
 QLast Update : Thu Jul 30 08:22:42 2020  
 Response via : Initial Calibration  
 Integrator: ChemStation 6890 Scale Mode: Large solvent peaks clipped

Volume Inj. :  
 Signal Phase :  
 Signal Info :

Compound	R.T.	Response	Conc	Units
-----				
System Monitoring Compounds				
4) S n-Eicosane	8.822	45746621	24.036	ug/mLm
8) S1 Squalene	0.000	0	N.D.	ug/mL
Target Compounds				
1) H DRO C10-C20	0.000	0	N.D.	ug/mL
2) H DRO C10-C25	0.000	0	N.D.	ug/mL
3) H DRO C10-C28	0.000	0	N.D.	ug/mL
5) H1 ORO C20-C34	9.230	2724301089	2444.590	ug/mLm
6) H1 ORO C25-C36	10.700	3257328961	2449.159	ug/mLm
7) H1 DRO C10-C36	0.000	0	N.D.	ug/mL
-----				

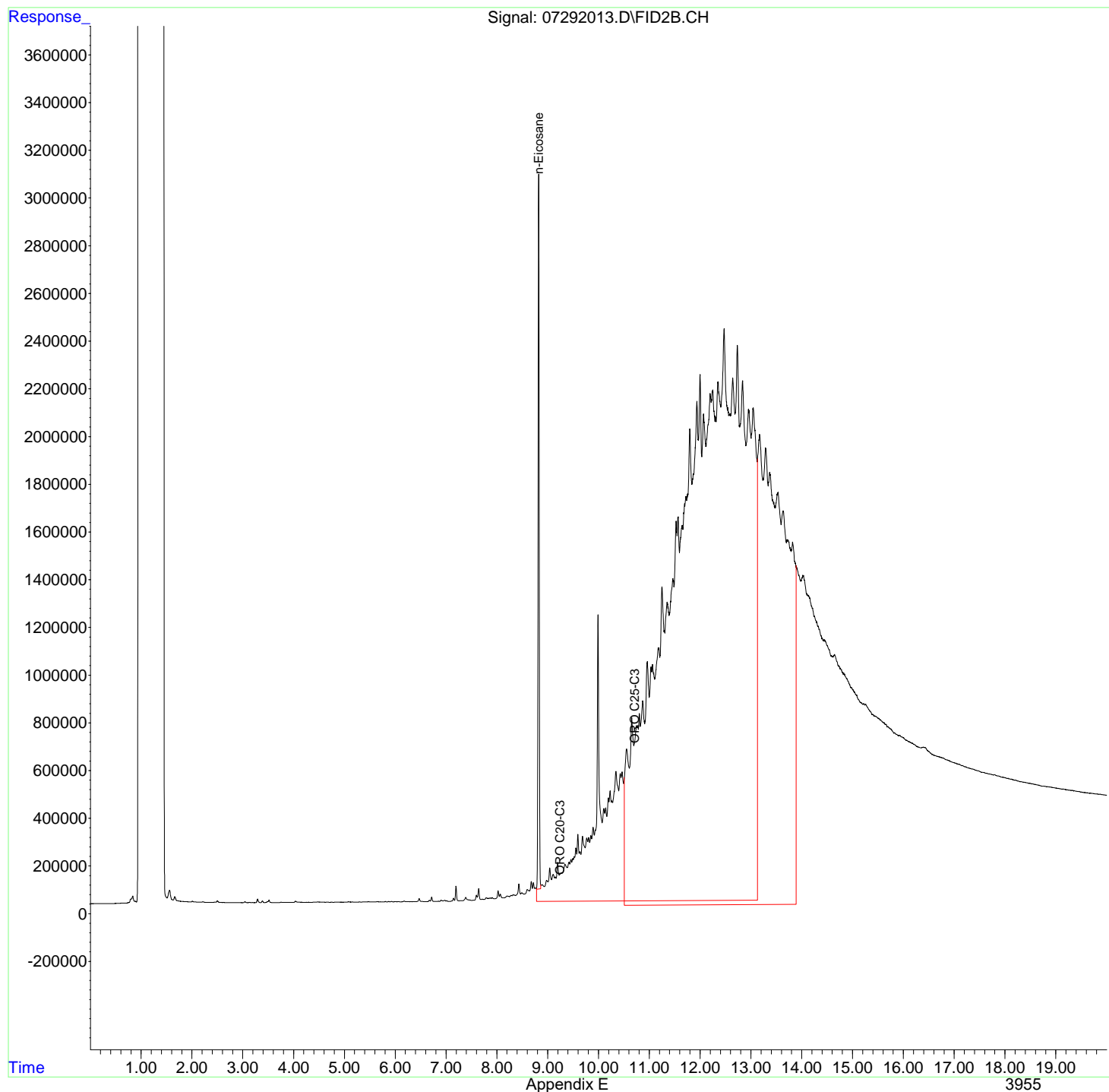
(f)=RT Delta > 1/2 Window

(m)=manual int.

Data Path : R:\2\DATA\072920\  
Data File : 07292013.D  
Signal(s) : FID2B.CH  
Acq On : 30 Jul 2020 1:53 am  
Operator : GCSVOC-Annie  
Sample : ICAL4-ORO-072920  
Misc :  
ALS Vial : 13 Sample Multiplier: 1

Integration File: EVENTS.E  
Quant Time: Jul 30 08:26:17 2020  
Quant Method : Z:\HPCHEM\2\METHODS\072920DRO-ORO.M  
Quant Title : DRO-ORO 09-09-15 DRO/ORO  
QLast Update : Thu Jul 30 08:22:42 2020  
Response via : Initial Calibration  
Integrator: ChemStation 6890 Scale Mode: Large solvent peaks clipped

Volume Inj. :  
Signal Phase :  
Signal Info :



Data Path : R:\2\DATA\072920\  
 Data File : 07292014.D  
 Signal(s) : FID2B.CH  
 Acq On : 30 Jul 2020 2:20 am  
 Operator : GCSVOC-Annie  
 Sample : ICAL5-ORO-072920  
 Misc :  
 ALS Vial : 14 Sample Multiplier: 1

Integration File: EVENTS.E  
 Quant Time: Jul 30 08:29:35 2020  
 Quant Method : Z:\HPCHEM\2\METHODS\072920DRO-ORO.M  
 Quant Title : DRO-ORO 09-09-15 DRO/ORO  
 QLast Update : Thu Jul 30 08:26:31 2020  
 Response via : Initial Calibration  
 Integrator: ChemStation 6890 Scale Mode: Large solvent peaks clipped

Volume Inj. :  
 Signal Phase :  
 Signal Info :

Compound	R.T.	Response	Conc Units
-----			
System Monitoring Compounds			
4) S n-Eicosane	8.822	63376875	32.525 ug/mLm
8) S1 Squalene	0.000	0	N.D. ug/mL
Target Compounds			
1) H DRO C10-C20	0.000	0	N.D. ug/mL
2) H DRO C10-C25	0.000	0	N.D. ug/mL
3) H DRO C10-C28	0.000	0	N.D. ug/mL
5) H1 ORO C20-C34	9.230	6833199797	6147.541 ug/mLm
6) H1 ORO C25-C36	10.700	8104157091	6114.781 ug/mLm
7) H1 DRO C10-C36	0.000	0	N.D. ug/mL
-----			

(f)=RT Delta > 1/2 Window

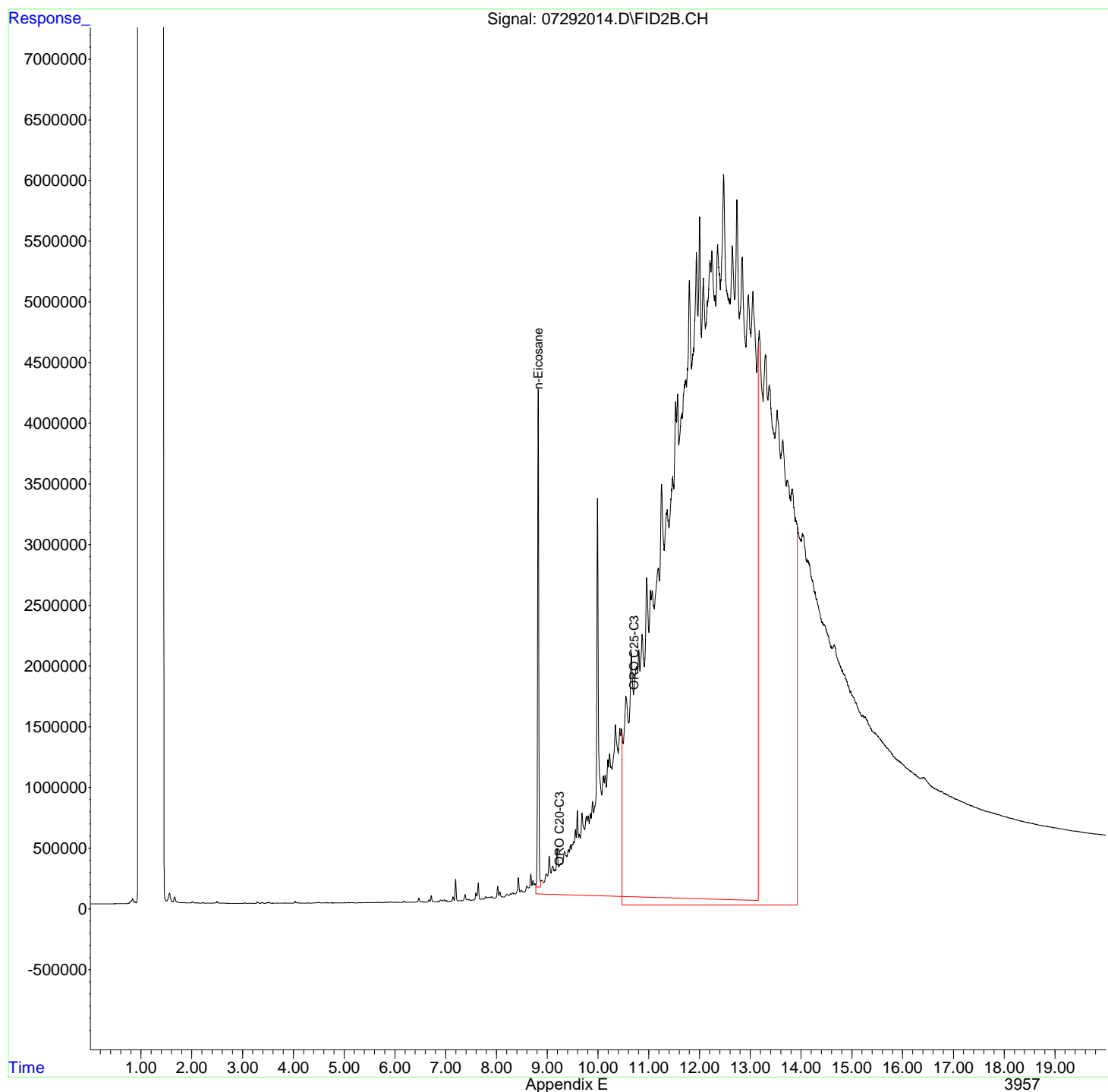
(m)=manual int.



Data Path : R:\2\DATA\072920\  
Data File : 07292014.D  
Signal(s) : FID2B.CH  
Acq On : 30 Jul 2020 2:20 am  
Operator : GCSVOC-Annie  
Sample : ICAL5-ORO-072920  
Misc :  
ALS Vial : 14 Sample Multiplier: 1

Integration File: EVENTS.E  
Quant Time: Jul 30 08:29:35 2020  
Quant Method : Z:\HPCHEM\2\METHODS\072920DRO-ORO.M  
Quant Title : DRO-ORO 09-09-15 DRO/ORO  
QLast Update : Thu Jul 30 08:26:31 2020  
Response via : Initial Calibration  
Integrator: ChemStation 6890 Scale Mode: Large solvent peaks clipped

Volume Inj. :  
Signal Phase :  
Signal Info :



Data Path : R:\2\DATA\072920\  
 Data File : 07292015.D  
 Signal(s) : FID2B.CH  
 Acq On : 30 Jul 2020 2:47 am  
 Operator : GCSVOC-Annie  
 Sample : ICAL6-ORO-072920  
 Misc :  
 ALS Vial : 15 Sample Multiplier: 1

Integration File: EVENTS.E  
 Quant Time: Jul 30 08:32:35 2020  
 Quant Method : Z:\HPCHEM\2\METHODS\072920DRO-ORO.M  
 Quant Title : DRO-ORO 09-09-15 DRO/ORO  
 QLast Update : Thu Jul 30 08:30:05 2020  
 Response via : Initial Calibration  
 Integrator: ChemStation 6890 Scale Mode: Large solvent peaks clipped

Volume Inj. :  
 Signal Phase :  
 Signal Info :

Compound	R.T.	Response	Conc Units
-----			
System Monitoring Compounds			
4) S n-Eicosane	8.822	123328089	59.107 ug/mL
8) S1 Squalene	0.000	0	N.D. ug/mL
Target Compounds			
1) H DRO C10-C20	0.000	0	N.D. ug/mL
2) H DRO C10-C25	0.000	0	N.D. ug/mL
3) H DRO C10-C28	0.000	0	N.D. ug/mL
5) H1 ORO C20-C34	9.230	13032939782	10967.865 ug/mLm
6) H1 ORO C25-C36	10.700	14766277908	10433.630 ug/mLm
7) H1 DRO C10-C36	0.000	0	N.D. ug/mL
-----			

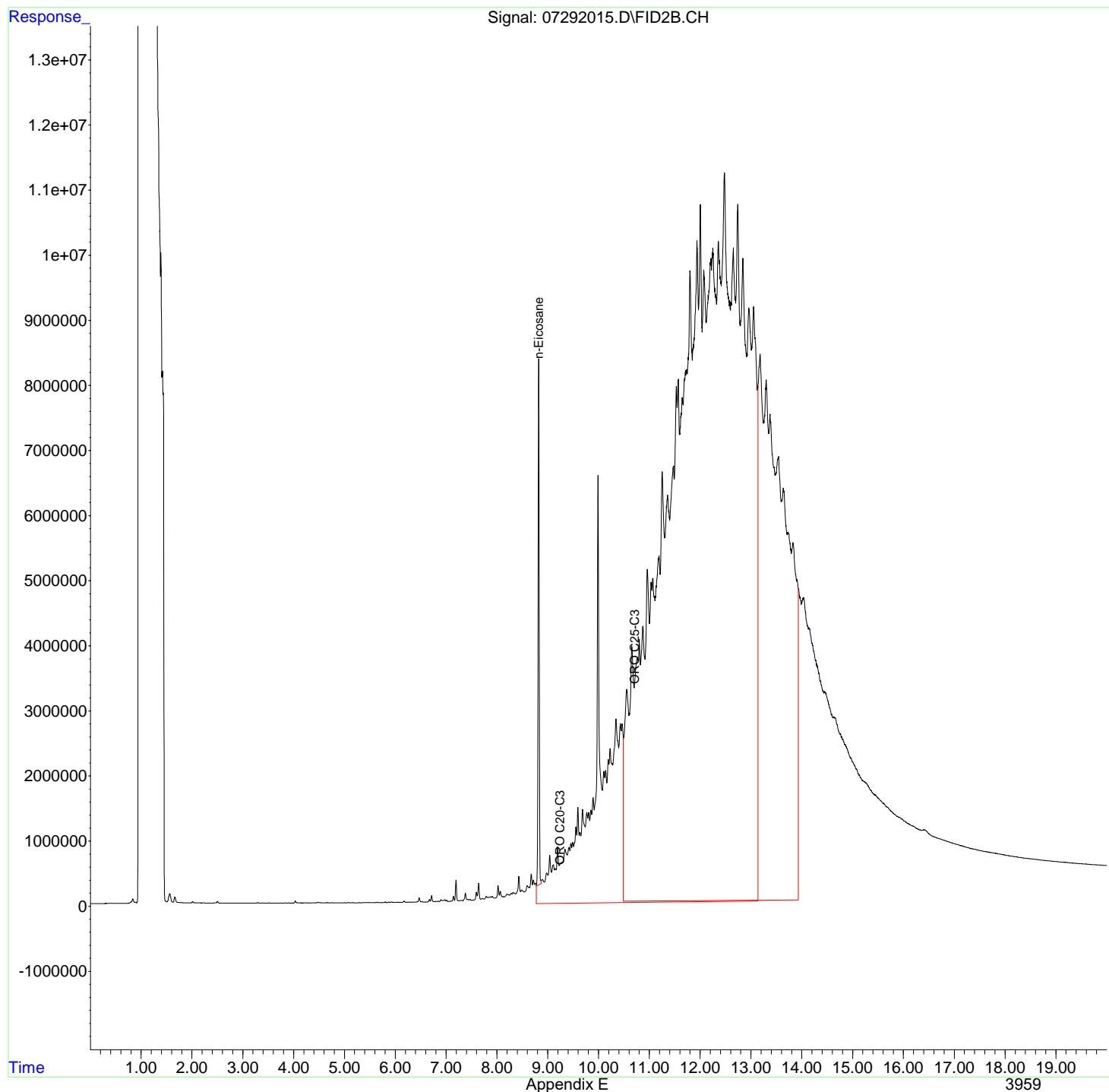
(f)=RT Delta > 1/2 Window

(m)=manual int.

Data Path : R:\2\DATA\072920\  
Data File : 07292015.D  
Signal(s) : FID2B.CH  
Acq On : 30 Jul 2020 2:47 am  
Operator : GCSVOC-Annie  
Sample : ICAL6-ORO-072920  
Misc :  
ALS Vial : 15 Sample Multiplier: 1

Integration File: EVENTS.E  
Quant Time: Jul 30 08:32:35 2020  
Quant Method : Z:\HPCHEM\2\METHODS\072920DRO-ORO.M  
Quant Title : DRO-ORO 09-09-15 DRO/ORO  
QLast Update : Thu Jul 30 08:30:05 2020  
Response via : Initial Calibration  
Integrator: ChemStation 6890 Scale Mode: Large solvent peaks clipped

Volume Inj. :  
Signal Phase :  
Signal Info :



Data Path : R:\2\DATA\072920\  
 Data File : 07292016.D  
 Signal(s) : FID2B.CH  
 Acq On : 30 Jul 2020 3:14 am  
 Operator : GCSVOC-Annie  
 Sample : ICV-ORO-072920  
 Misc :  
 ALS Vial : 16 Sample Multiplier: 1

Integration File: EVENTS.E  
 Quant Time: Jul 30 08:42:25 2020  
 Quant Method : Z:\HPCHEM\2\METHODS\072920DRO-ORO.M  
 Quant Title : DRO-ORO 09-09-15 DRO/ORO  
 QLast Update : Thu Jul 30 08:38:45 2020  
 Response via : Initial Calibration  
 Integrator: ChemStation 6890 Scale Mode: Large solvent peaks clipped

Volume Inj. :  
 Signal Phase :  
 Signal Info :

Min. RRF : 0.000 Min. Rel. Area : 50% Max. R.T. Dev 0.50min  
 Max. RRF Dev : 15% Max. Rel. Area : 150%

	Compound	Amount	Calc.	%Dev	Area%	Dev (Min)
4 S	n-Eicosane	10.000	8.680	13.2	0	0.00
5 H1	ORO C20-C34	1000.000	943.747	5.6	0	0.00
6 H1	ORO C25-C36	1000.000	921.004	7.9	0	0.00
7 H1	DRO C10-C36	1000.000	-146.714	114.7#	0	-8.40#

Evaluate Continuing Calibration Report - Not Finds

1 H	DRO C10-C20	1000.000	0.000	100.0#	0	-5.05#
2 H	DRO C10-C25	1000.000	0.000	100.0#	0	-5.15#
3 H	DRO C10-C28	1000.000	0.000	100.0#	0	-6.85#
8 S1	Squalene	20.000	0.000	100.0#	0	-11.56#

(#) = Out of Range

SPCC's out = 0 CCC's out = 0

Data Path : R:\2\DATA\072920\  
 Data File : 07292016.D  
 Signal(s) : FID2B.CH  
 Acq On : 30 Jul 2020 3:14 am  
 Operator : GCSVOC-Annie  
 Sample : ICV-ORO-072920  
 Misc :  
 ALS Vial : 16 Sample Multiplier: 1

Integration File: EVENTS.E  
 Quant Time: Jul 30 08:42:25 2020  
 Quant Method : Z:\HPCHEM\2\METHODS\072920DRO-ORO.M  
 Quant Title : DRO-ORO 09-09-15 DRO/ORO  
 QLast Update : Thu Jul 30 08:38:45 2020  
 Response via : Initial Calibration  
 Integrator: ChemStation 6890 Scale Mode: Large solvent peaks clipped

Volume Inj. :  
 Signal Phase :  
 Signal Info :

Compound	R.T.	Response	Conc Units
-----			
System Monitoring Compounds			
4) S n-Eicosane	8.822	22846928	8.680 ug/mL
8) S1 Squalene	0.000	0	N.D. ug/mL
Target Compounds			
1) H DRO C10-C20	0.000	0	N.D. ug/mL
2) H DRO C10-C25	0.000	0	N.D. ug/mL
3) H DRO C10-C28	0.000	0	N.D. ug/mL
5) H1 ORO C20-C34	9.230	1430370894	943.747 ug/mLm
6) H1 ORO C25-C36	10.700	1676840344	921.004 ug/mLm
7) H1 DRO C10-C36	0.000	0	N.D. ug/mL
-----			

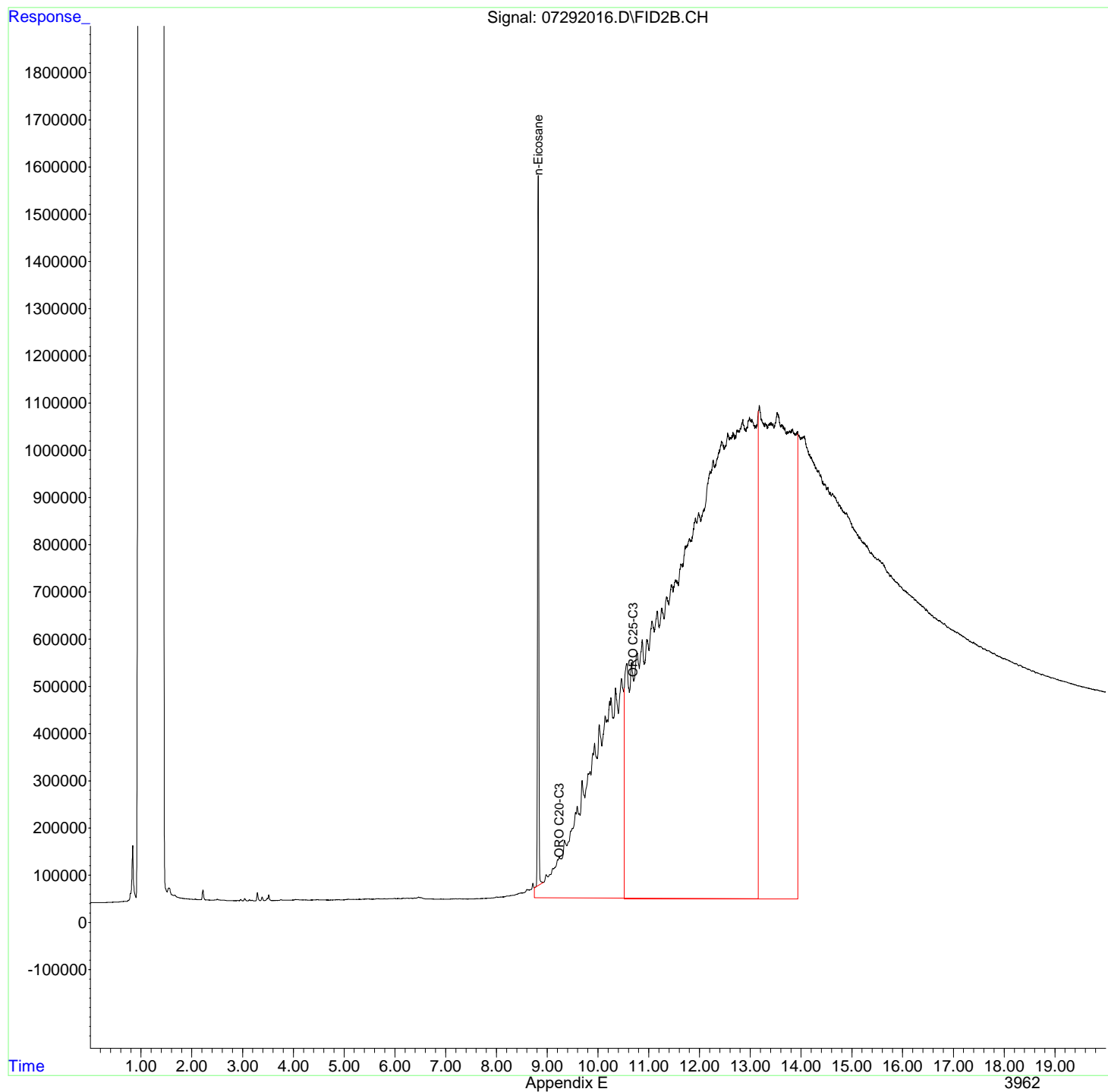
(f)=RT Delta > 1/2 Window

(m)=manual int.

Data Path : R:\2\DATA\072920\  
Data File : 07292016.D  
Signal(s) : FID2B.CH  
Acq On : 30 Jul 2020 3:14 am  
Operator : GCSVOC-Annie  
Sample : ICV-ORO-072920  
Misc :  
ALS Vial : 16 Sample Multiplier: 1

Integration File: EVENTS.E  
Quant Time: Jul 30 08:42:25 2020  
Quant Method : Z:\HPCHEM\2\METHODS\072920DRO-ORO.M  
Quant Title : DRO-ORO 09-09-15 DRO/ORO  
QLast Update : Thu Jul 30 08:38:45 2020  
Response via : Initial Calibration  
Integrator: ChemStation 6890 Scale Mode: Large solvent peaks clipped

Volume Inj. :  
Signal Phase :  
Signal Info :



Data Path : R:\2\DATA\072920\  
 Data File : 07292017.D  
 Signal(s) : FID2B.CH  
 Acq On : 30 Jul 2020 3:41 am  
 Operator : GCSVOC-Annie  
 Sample : MB-52127  
 Misc :  
 ALS Vial : 17 Sample Multiplier: 1

Integration File: EVENTS.E  
 Quant Time: Jul 30 11:42:13 2020  
 Quant Method : Z:\HPCHEM\2\METHODS\072920DRO-ORO.M  
 Quant Title : DRO-ORO 09-09-15 DRO/ORO  
 QLast Update : Thu Jul 30 08:38:45 2020  
 Response via : Initial Calibration  
 Integrator: ChemStation 6890 Scale Mode: Large solvent peaks clipped

Volume Inj. :  
 Signal Phase :  
 Signal Info :

Compound	R.T.	Response	Conc	Units
-----				
System Monitoring Compounds				
4) S n-Eicosane	8.821	38021902	15.112	ug/mL
8) S1 Squalene	11.560	41326453	20.357	ug/mLm
Target Compounds				
1) H DRO C10-C20	0.000	0	N.D.	ug/mL
2) H DRO C10-C25	0.000	0	N.D.	ug/mL
3) H DRO C10-C28	0.000	0	N.D.	ug/mL
5) H1 ORO C20-C34	0.000	0	N.D.	ug/mL
6) H1 ORO C25-C36	0.000	0	N.D.	ug/mL
7) H1 DRO C10-C36	0.000	0	N.D.	ug/mL
-----				

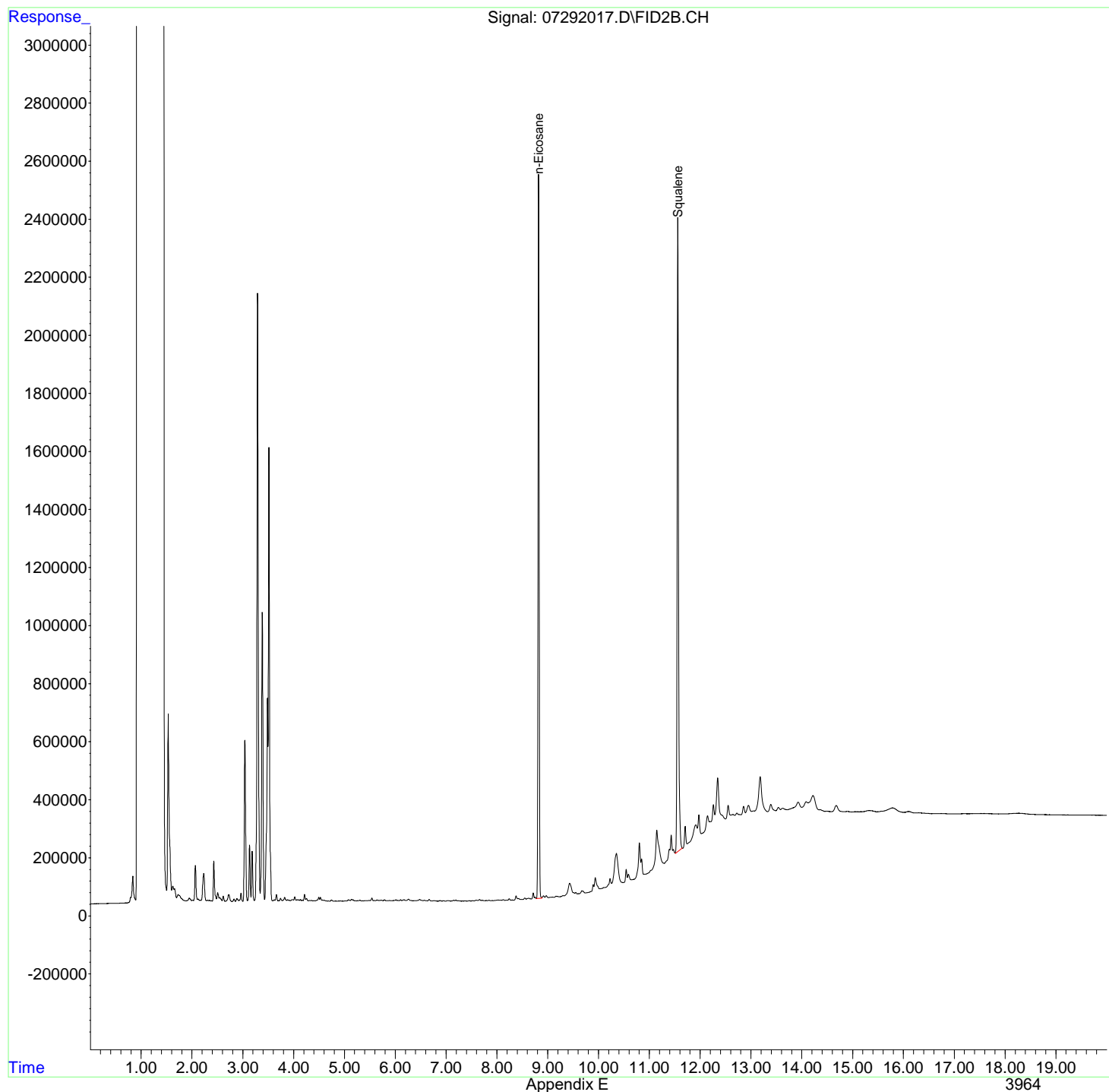
(f)=RT Delta > 1/2 Window

(m)=manual int.

Data Path : R:\2\DATA\072920\  
Data File : 07292017.D  
Signal(s) : FID2B.CH  
Acq On : 30 Jul 2020 3:41 am  
Operator : GCSVOC-Annie  
Sample : MB-52127  
Misc :  
ALS Vial : 17 Sample Multiplier: 1

Integration File: EVENTS.E  
Quant Time: Jul 30 11:42:13 2020  
Quant Method : Z:\HPCHEM\2\METHODS\072920DRO-ORO.M  
Quant Title : DRO-ORO 09-09-15 DRO/ORO  
QLast Update : Thu Jul 30 08:38:45 2020  
Response via : Initial Calibration  
Integrator: ChemStation 6890 Scale Mode: Large solvent peaks clipped

Volume Inj. :  
Signal Phase :  
Signal Info :





Data Path : R:\2\DATA\072920\  
 Data File : 07292018.D  
 Signal(s) : FID2B.CH  
 Acq On : 30 Jul 2020 4:08 am  
 Operator : GCSVOC-Annie  
 Sample : LCS-52127-DRO  
 Misc :  
 ALS Vial : 18 Sample Multiplier: 1

Integration File: EVENTS.E  
 Quant Time: Jul 31 09:34:41 2020  
 Quant Method : Z:\HPCHEM\2\METHODS\072920DRO-ORO.M  
 Quant Title : DRO-ORO 09-09-15 DRO/ORO  
 QLast Update : Thu Jul 30 12:07:08 2020  
 Response via : Initial Calibration  
 Integrator: ChemStation 6890 Scale Mode: Large solvent peaks clipped

Volume Inj. :  
 Signal Phase :  
 Signal Info :

Compound	R.T.	Response	Conc Units
-----			
System Monitoring Compounds			
4) S n-Eicosane	8.820	42203390	16.884 ug/mLm
8) S1 Squalene	11.559	42918859	19.452 ug/mLm
Target Compounds			
1) H DRO C10-C20	5.050	966520787	473.499 ug/mLm
2) H DRO C10-C25	5.150	1102991166	473.249 ug/mLm
3) H DRO C10-C28	6.850	1107631705	467.145 ug/mLm
5) H1 ORO C20-C34	0.000	0	N.D. ug/mL
6) H1 ORO C25-C36	0.000	0	N.D. ug/mL
7) H1 DRO C10-C36	0.000	0	N.D. ug/mL
-----			

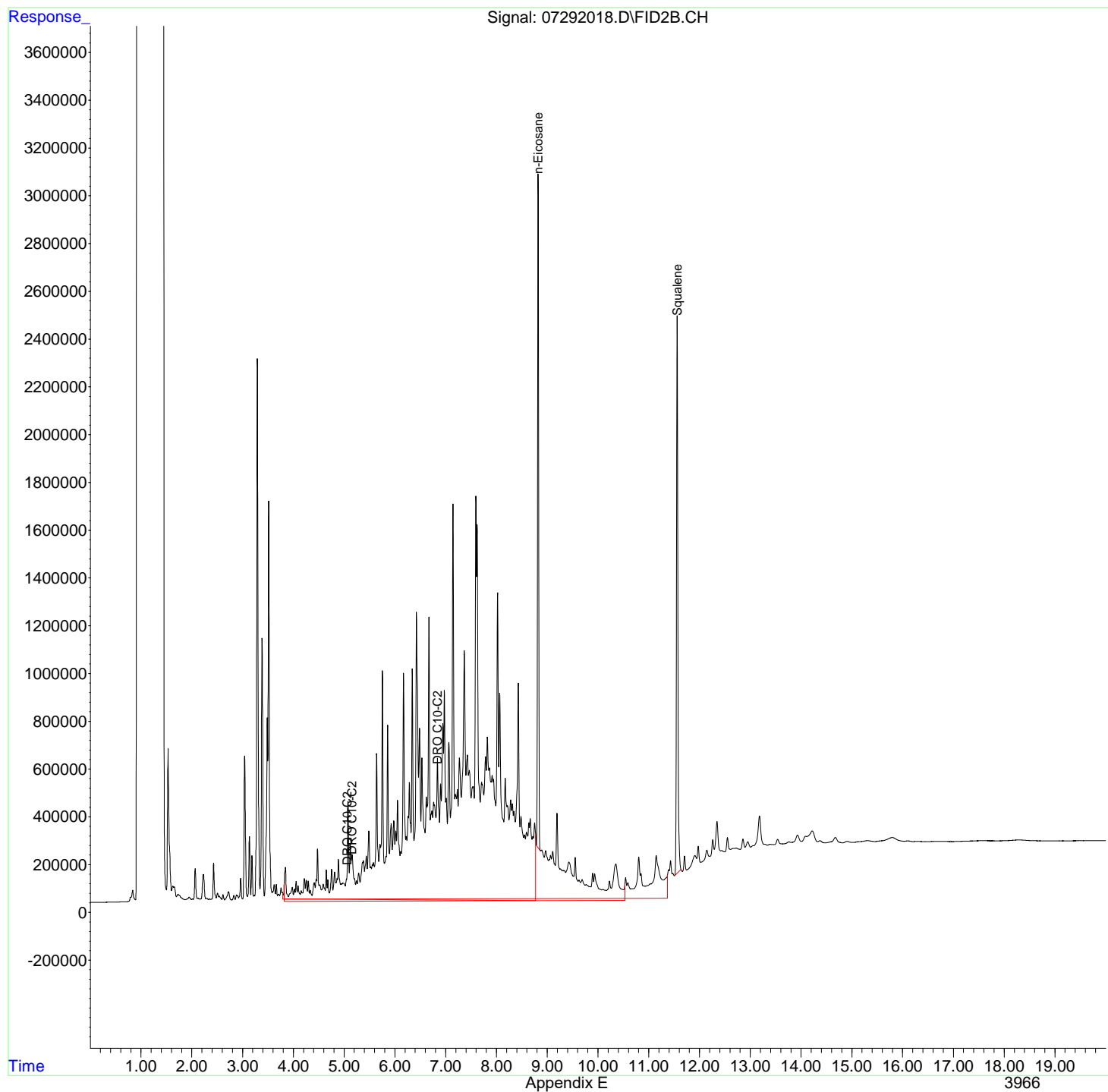
(f)=RT Delta > 1/2 Window

(m)=manual int.

Data Path : R:\2\DATA\072920\  
Data File : 07292018.D  
Signal(s) : FID2B.CH  
Acq On : 30 Jul 2020 4:08 am  
Operator : GCSVOC-Annie  
Sample : LCS-52127-DRO  
Misc :  
ALS Vial : 18 Sample Multiplier: 1

Integration File: EVENTS.E  
Quant Time: Jul 31 09:34:41 2020  
Quant Method : Z:\HPCHEM\2\METHODS\072920DRO-ORO.M  
Quant Title : DRO-ORO 09-09-15 DRO/ORO  
QLast Update : Thu Jul 30 12:07:08 2020  
Response via : Initial Calibration  
Integrator: ChemStation 6890 Scale Mode: Large solvent peaks clipped

Volume Inj. :  
Signal Phase :  
Signal Info :



Data Path : R:\2\DATA\072920\  
 Data File : 07292019.D  
 Signal(s) : FID2B.CH  
 Acq On : 30 Jul 2020 4:35 am  
 Operator : GCSVOC-Annie  
 Sample : LCSD-52127-DRO  
 Misc :  
 ALS Vial : 19 Sample Multiplier: 1

Integration File: EVENTS.E  
 Quant Time: Jul 30 12:53:58 2020  
 Quant Method : Z:\HPCHEM\2\METHODS\072920DRO-ORO.M  
 Quant Title : DRO-ORO 09-09-15 DRO/ORO  
 QLast Update : Thu Jul 30 12:07:08 2020  
 Response via : Initial Calibration  
 Integrator: ChemStation 6890 Scale Mode: Large solvent peaks clipped

Volume Inj. :  
 Signal Phase :  
 Signal Info :

Compound	R.T.	Response	Conc Units
-----			
System Monitoring Compounds			
4) S n-Eicosane	8.820	44045206	17.664 ug/mLm
8) S1 Squalene	11.560	43012580	19.495 ug/mLm
Target Compounds			
1) H DRO C10-C20	5.050	955021285	467.605 ug/mLm
2) H DRO C10-C25	5.150	1103107382	473.301 ug/mLm
3) H DRO C10-C28	6.850	1099192742	463.258 ug/mLm
5) H1 ORO C20-C34	0.000	0	N.D. ug/mL
6) H1 ORO C25-C36	0.000	0	N.D. ug/mL
7) H1 DRO C10-C36	0.000	0	N.D. ug/mL
-----			

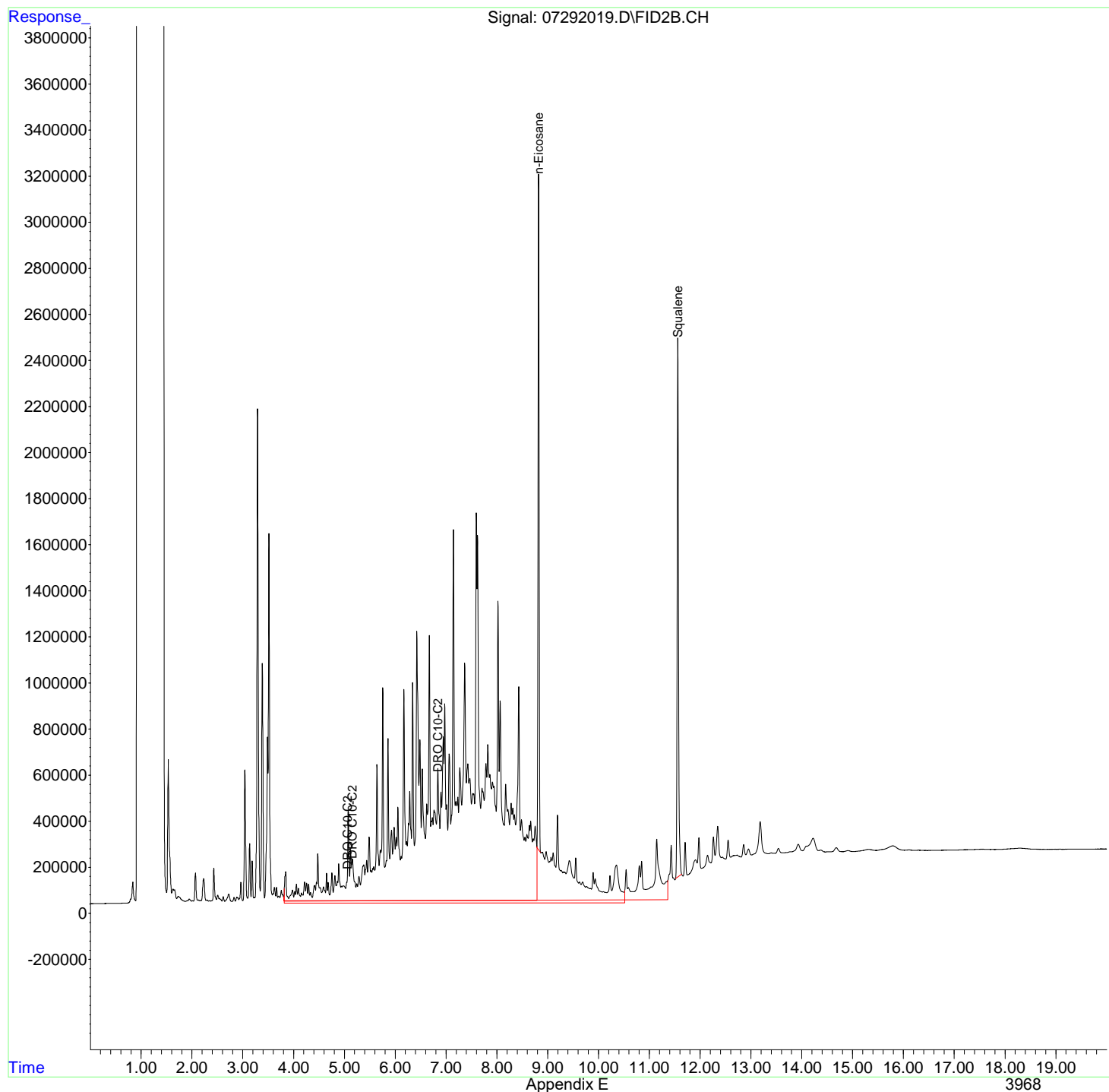
(f)=RT Delta > 1/2 Window

(m)=manual int.

Data Path : R:\2\DATA\072920\  
Data File : 07292019.D  
Signal(s) : FID2B.CH  
Acq On : 30 Jul 2020 4:35 am  
Operator : GCSVOC-Annie  
Sample : LCSD-52127-DRO  
Misc :  
ALS Vial : 19 Sample Multiplier: 1

Integration File: EVENTS.E  
Quant Time: Jul 30 12:53:58 2020  
Quant Method : Z:\HPCHEM\2\METHODS\072920DRO-ORO.M  
Quant Title : DRO-ORO 09-09-15 DRO/ORO  
QLast Update : Thu Jul 30 12:07:08 2020  
Response via : Initial Calibration  
Integrator: ChemStation 6890 Scale Mode: Large solvent peaks clipped

Volume Inj. :  
Signal Phase :  
Signal Info :



Data Path : R:\2\DATA\072920\  
 Data File : 07292020.D  
 Signal(s) : FID2B.CH  
 Acq On : 30 Jul 2020 5:02 am  
 Operator : GCSVOC-Annie  
 Sample : LCS-52127-ORO  
 Misc :  
 ALS Vial : 20 Sample Multiplier: 1

Integration File: EVENTS.E  
 Quant Time: Jul 30 12:57:18 2020  
 Quant Method : Z:\HPCHEM\2\METHODS\072920DRO-ORO.M  
 Quant Title : DRO-ORO 09-09-15 DRO/ORO  
 QLast Update : Thu Jul 30 12:07:08 2020  
 Response via : Initial Calibration  
 Integrator: ChemStation 6890 Scale Mode: Large solvent peaks clipped

Volume Inj. :  
 Signal Phase :  
 Signal Info :

Compound	R.T.	Response	Conc Units
-----			
System Monitoring Compounds			
4) S n-Eicosane	8.821	38020030	15.111 ug/mL
8) S1 Squalene	11.561	42493949	19.260 ug/mLm
Target Compounds			
1) H DRO C10-C20	0.000	0	N.D. ug/mL
2) H DRO C10-C25	0.000	0	N.D. ug/mL
3) H DRO C10-C28	0.000	0	N.D. ug/mL
5) H1 ORO C20-C34	9.230	1182456110	752.224 ug/mLm
6) H1 ORO C25-C36	10.700	1405180542	737.929 ug/mLm
7) H1 DRO C10-C36	0.000	0	N.D. ug/mL
-----			

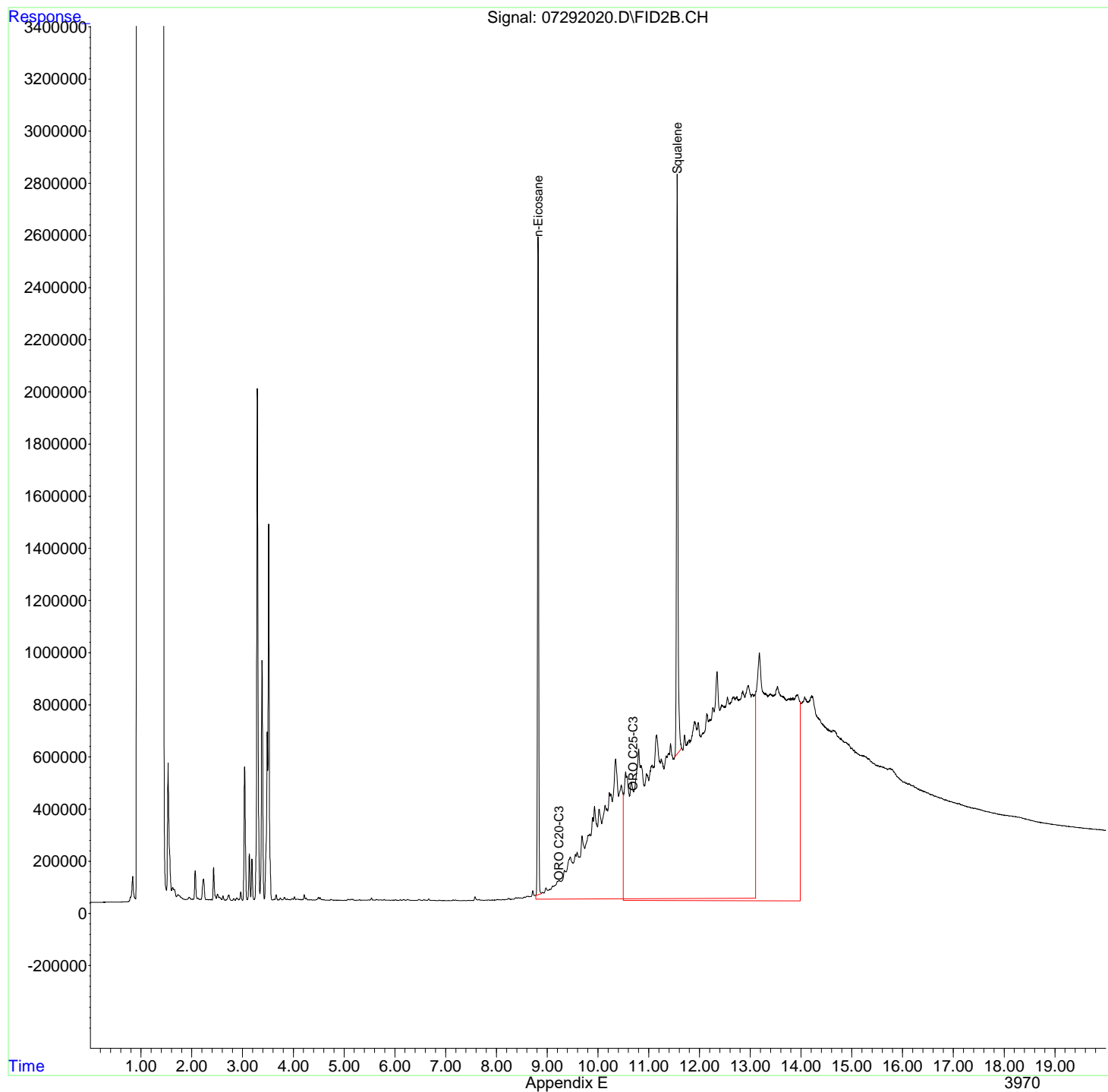
(f)=RT Delta > 1/2 Window

(m)=manual int.

Data Path : R:\2\DATA\072920\  
Data File : 07292020.D  
Signal(s) : FID2B.CH  
Acq On : 30 Jul 2020 5:02 am  
Operator : GCSVOC-Annie  
Sample : LCS-52127-ORO  
Misc :  
ALS Vial : 20 Sample Multiplier: 1

Integration File: EVENTS.E  
Quant Time: Jul 30 12:57:18 2020  
Quant Method : Z:\HPCHEM\2\METHODS\072920DRO-ORO.M  
Quant Title : DRO-ORO 09-09-15 DRO/ORO  
QLast Update : Thu Jul 30 12:07:08 2020  
Response via : Initial Calibration  
Integrator: ChemStation 6890 Scale Mode: Large solvent peaks clipped

Volume Inj. :  
Signal Phase :  
Signal Info :



Data Path : R:\2\DATA\072920\  
 Data File : 07292021.D  
 Signal(s) : FID2B.CH  
 Acq On : 30 Jul 2020 5:29 am  
 Operator : GCSVOC-Annie  
 Sample : LCSD-52127-ORO  
 Misc :  
 ALS Vial : 21 Sample Multiplier: 1

Integration File: EVENTS.E  
 Quant Time: Jul 30 13:00:22 2020  
 Quant Method : Z:\HPCHEM\2\METHODS\072920DRO-ORO.M  
 Quant Title : DRO-ORO 09-09-15 DRO/ORO  
 QLast Update : Thu Jul 30 12:07:08 2020  
 Response via : Initial Calibration  
 Integrator: ChemStation 6890 Scale Mode: Large solvent peaks clipped

Volume Inj. :  
 Signal Phase :  
 Signal Info :

Compound	R.T.	Response	Conc Units
-----			
System Monitoring Compounds			
4) S n-Eicosane	8.821	38296595	15.228 ug/mL
8) S1 Squalene	11.562	42760518	19.381 ug/mLm
Target Compounds			
1) H DRO C10-C20	0.000	0	N.D. ug/mL
2) H DRO C10-C25	0.000	0	N.D. ug/mL
3) H DRO C10-C28	0.000	0	N.D. ug/mL
5) H1 ORO C20-C34	9.230	1209304384	772.965 ug/mLm
6) H1 ORO C25-C36	10.700	1380847802	721.531 ug/mLm
7) H1 DRO C10-C36	0.000	0	N.D. ug/mL
-----			

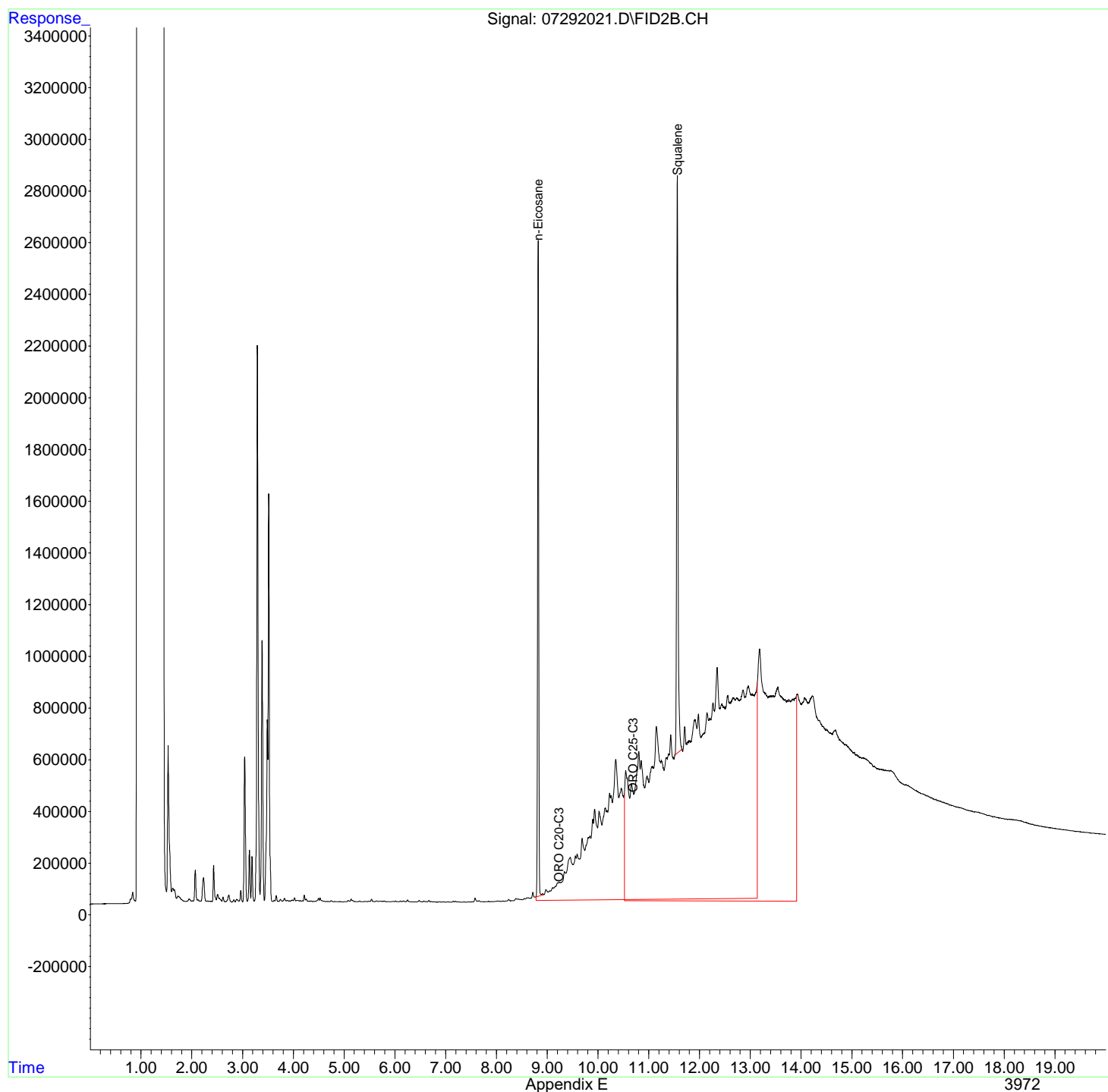
(f)=RT Delta > 1/2 Window

(m)=manual int.

Data Path : R:\2\DATA\072920\  
Data File : 07292021.D  
Signal(s) : FID2B.CH  
Acq On : 30 Jul 2020 5:29 am  
Operator : GCSVOC-Annie  
Sample : LCSD-52127-ORO  
Misc :  
ALS Vial : 21 Sample Multiplier: 1

Integration File: EVENTS.E  
Quant Time: Jul 30 13:00:22 2020  
Quant Method : Z:\HPCHEM\2\METHODS\072920DRO-ORO.M  
Quant Title : DRO-ORO 09-09-15 DRO/ORO  
QLast Update : Thu Jul 30 12:07:08 2020  
Response via : Initial Calibration  
Integrator: ChemStation 6890 Scale Mode: Large solvent peaks clipped

Volume Inj. :  
Signal Phase :  
Signal Info :





Data Path : R:\2\DATA\072920\  
 Data File : 07292022.D  
 Signal(s) : FID2B.CH  
 Acq On : 30 Jul 2020 5:56 am  
 Operator : GCSVOC-Annie  
 Sample : LOD-52127  
 Misc :  
 ALS Vial : 22 Sample Multiplier: 1

Integration File: EVENTS.E  
 Quant Time: Jul 31 09:48:46 2020  
 Quant Method : Z:\HPCHEM\2\METHODS\072920DRO-ORO.M  
 Quant Title : DRO-ORO 09-09-15 DRO/ORO  
 QLast Update : Thu Jul 30 12:07:08 2020  
 Response via : Initial Calibration  
 Integrator: ChemStation 6890 Scale Mode: Large solvent peaks clipped

Volume Inj. :  
 Signal Phase :  
 Signal Info :

Compound	R.T.	Response	Conc Units
-----			
System Monitoring Compounds			
4) S n-Eicosane	8.820	39147863	15.589 ug/mL
8) S1 Squalene	11.561	48997170	22.207 ug/mLm
Target Compounds			
1) H DRO C10-C20	5.050	101448139	30.119 ug/mLm
2) H DRO C10-C25	5.150	138954325	35.066 ug/mLm
3) H DRO C10-C28	6.850	189459846	44.315 ug/mLm
5) H1 ORO C20-C34	9.230	402676582	149.818 ug/mLm
6) H1 ORO C25-C36	10.700	509298640	134.184 ug/mLm
7) H1 DRO C10-C36	0.000	0	N.D. ug/mL
-----			

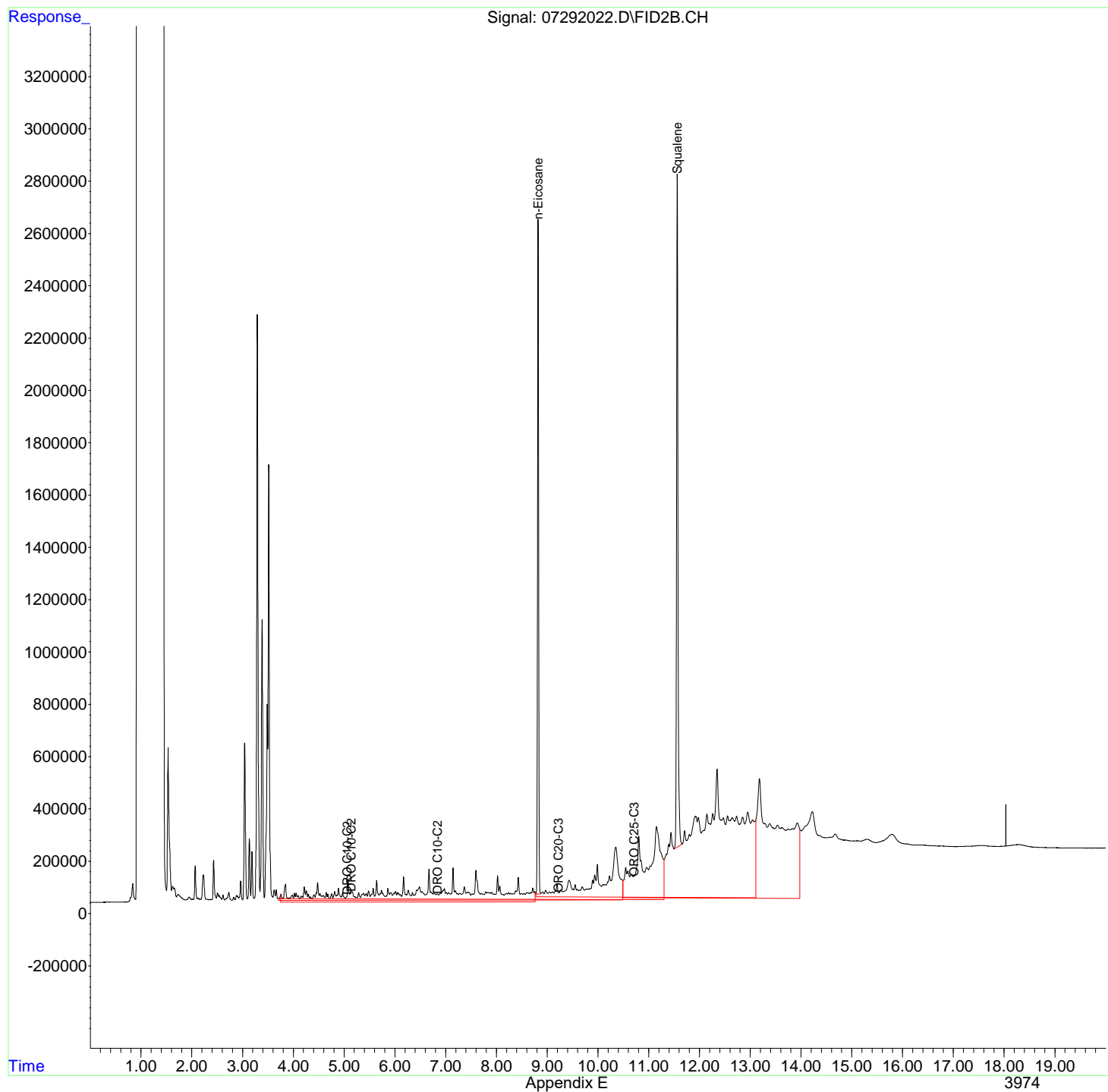
(f)=RT Delta > 1/2 Window

(m)=manual int.

Data Path : R:\2\DATA\072920\  
Data File : 07292022.D  
Signal(s) : FID2B.CH  
Acq On : 30 Jul 2020 5:56 am  
Operator : GCSVOC-Annie  
Sample : LOD-52127  
Misc :  
ALS Vial : 22 Sample Multiplier: 1

Integration File: EVENTS.E  
Quant Time: Jul 31 09:48:46 2020  
Quant Method : Z:\HPCHEM\2\METHODS\072920DRO-ORO.M  
Quant Title : DRO-ORO 09-09-15 DRO/ORO  
QLast Update : Thu Jul 30 12:07:08 2020  
Response via : Initial Calibration  
Integrator: ChemStation 6890 Scale Mode: Large solvent peaks clipped

Volume Inj. :  
Signal Phase :  
Signal Info :



Data Path : R:\2\DATA\072920\  
 Data File : 07292023.D  
 Signal(s) : FID2B.CH  
 Acq On : 30 Jul 2020 6:23 am  
 Operator : GCSVOC-Annie  
 Sample : LOQ-52127  
 Misc :  
 ALS Vial : 23 Sample Multiplier: 1

Integration File: EVENTS.E  
 Quant Time: Jul 31 09:47:20 2020  
 Quant Method : Z:\HPCHEM\2\METHODS\072920DRO-ORO.M  
 Quant Title : DRO-ORO 09-09-15 DRO/ORO  
 QLast Update : Thu Jul 30 12:07:08 2020  
 Response via : Initial Calibration  
 Integrator: ChemStation 6890 Scale Mode: Large solvent peaks clipped

Volume Inj. :  
 Signal Phase :  
 Signal Info :

Compound	R.T.	Response	Conc Units
-----			
System Monitoring Compounds			
4) S n-Eicosane	8.821	39151441	15.590 ug/mL
8) S1 Squalene	11.562	45005117	20.398 ug/mL
Target Compounds			
1) H DRO C10-C20	5.050	102954722	30.891 ug/mLm
2) H DRO C10-C25	5.150	164842667	46.833 ug/mLm
3) H DRO C10-C28	6.850	217192666	57.086 ug/mLm
5) H1 ORO C20-C34	9.230	408267803	154.138 ug/mLm
6) H1 ORO C25-C36	10.700	508163076	133.419 ug/mLm
7) H1 DRO C10-C36	0.000	0	N.D. ug/mL
-----			

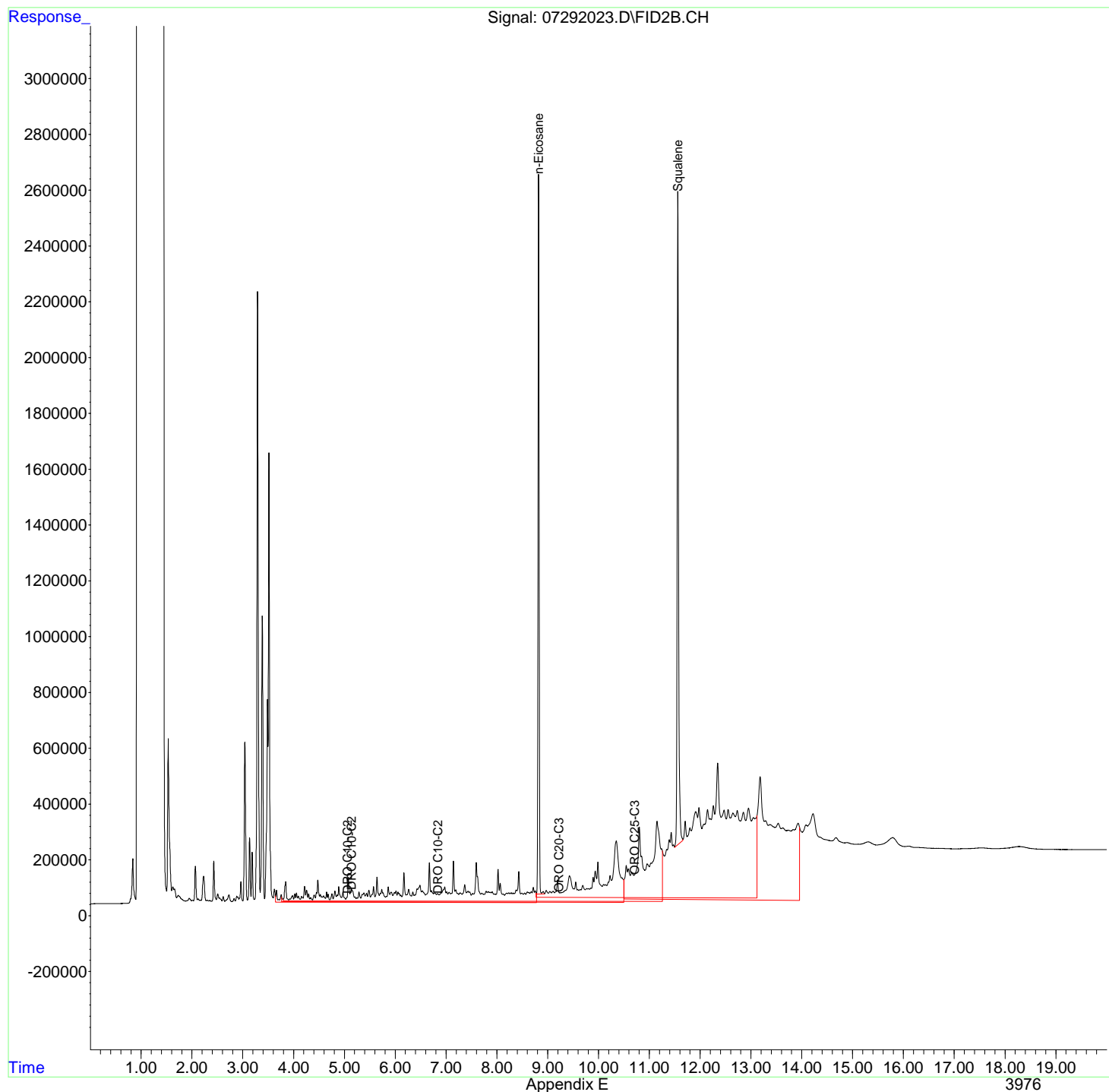
(f)=RT Delta > 1/2 Window

(m)=manual int.

Data Path : R:\2\DATA\072920\  
Data File : 07292023.D  
Signal(s) : FID2B.CH  
Acq On : 30 Jul 2020 6:23 am  
Operator : GCSVOC-Annie  
Sample : LOQ-52127  
Misc :  
ALS Vial : 23 Sample Multiplier: 1

Integration File: EVENTS.E  
Quant Time: Jul 31 09:47:20 2020  
Quant Method : Z:\HPCHEM\2\METHODS\072920DRO-ORO.M  
Quant Title : DRO-ORO 09-09-15 DRO/ORO  
QLast Update : Thu Jul 30 12:07:08 2020  
Response via : Initial Calibration  
Integrator: ChemStation 6890 Scale Mode: Large solvent peaks clipped

Volume Inj. :  
Signal Phase :  
Signal Info :



Data Path : R:\2\DATA\072920\  
 Data File : 07292024.D  
 Signal(s) : FID2B.CH  
 Acq On : 30 Jul 2020 6:50 am  
 Operator : GCSVOC-Annie  
 Sample : 2006259-001A  
 Misc :  
 ALS Vial : 24 Sample Multiplier: 1

Integration File: EVENTS.E  
 Quant Time: Jul 31 09:49:43 2020  
 Quant Method : Z:\HPCHEM\2\METHODS\072920DRO-ORO.M  
 Quant Title : DRO-ORO 09-09-15 DRO/ORO  
 QLast Update : Thu Jul 30 12:07:08 2020  
 Response via : Initial Calibration  
 Integrator: ChemStation 6890 Scale Mode: Large solvent peaks clipped

Volume Inj. :  
 Signal Phase :  
 Signal Info :

Compound	R.T.	Response	Conc Units
-----			
System Monitoring Compounds			
4) S n-Eicosane	8.820	36366060	14.410 ug/mLm
8) S1 Squalene	11.560	46732570	21.181 ug/mL
Target Compounds			
1) H DRO C10-C20	0.000	0	N.D. ug/mL
2) H DRO C10-C25	0.000	0	N.D. ug/mL
3) H DRO C10-C28	6.850	218677697	57.770 ug/mLm
5) H1 ORO C20-C34	0.000	0	N.D. ug/mL
6) H1 ORO C25-C36	10.700	796241701	327.559 ug/mLm
7) H1 DRO C10-C36	0.000	0	N.D. ug/mL
-----			

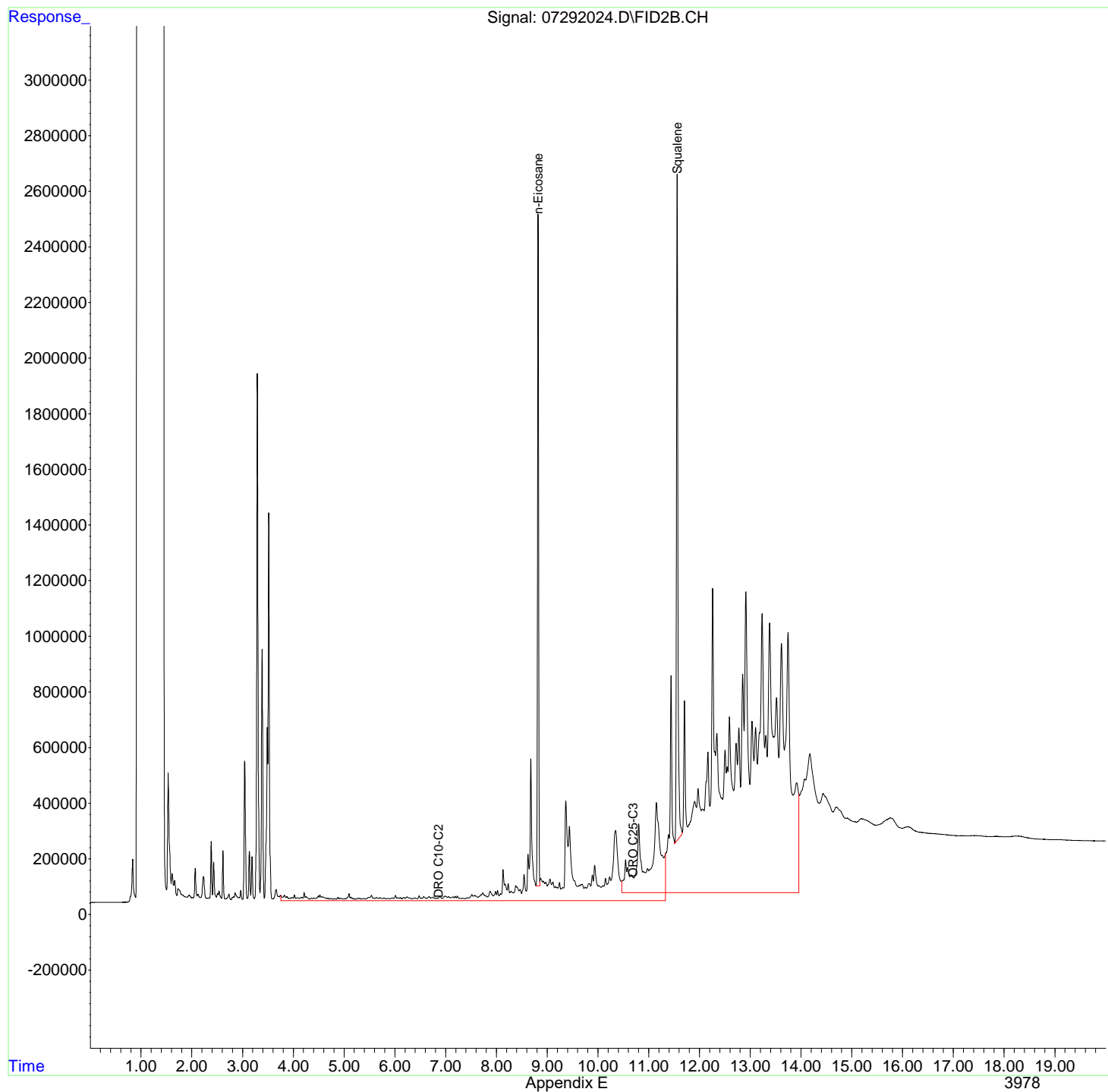
(f)=RT Delta > 1/2 Window

(m)=manual int.

Data Path : R:\2\DATA\072920\  
Data File : 07292024.D  
Signal(s) : FID2B.CH  
Acq On : 30 Jul 2020 6:50 am  
Operator : GCSVOC-Annie  
Sample : 2006259-001A  
Misc :  
ALS Vial : 24 Sample Multiplier: 1

Integration File: EVENTS.E  
Quant Time: Jul 31 09:49:43 2020  
Quant Method : Z:\HPCHEM\2\METHODS\072920DRO-ORO.M  
Quant Title : DRO-ORO 09-09-15 DRO/ORO  
QLast Update : Thu Jul 30 12:07:08 2020  
Response via : Initial Calibration  
Integrator: ChemStation 6890 Scale Mode: Large solvent peaks clipped

Volume Inj. :  
Signal Phase :  
Signal Info :



Data Path : R:\2\DATA\072920\  
 Data File : 07292025.D  
 Signal(s) : FID2B.CH  
 Acq On : 30 Jul 2020 7:17 am  
 Operator : GCSVOC-Annie  
 Sample : 2006259-002A  
 Misc :  
 ALS Vial : 25 Sample Multiplier: 1

Integration File: EVENTS.E  
 Quant Time: Jul 31 09:50:10 2020  
 Quant Method : Z:\HPCHEM\2\METHODS\072920DRO-ORO.M  
 Quant Title : DRO-ORO 09-09-15 DRO/ORO  
 QLast Update : Thu Jul 30 12:07:08 2020  
 Response via : Initial Calibration  
 Integrator: ChemStation 6890 Scale Mode: Large solvent peaks clipped

Volume Inj. :  
 Signal Phase :  
 Signal Info :

Compound	R.T.	Response	Conc Units
-----			
System Monitoring Compounds			
4) S n-Eicosane	8.821	36044612	14.273 ug/mLm
8) S1 Squalene	11.559	42624010	19.319 ug/mLm
Target Compounds			
1) H DRO C10-C20	0.000	0	N.D. ug/mL
2) H DRO C10-C25	0.000	0	N.D. ug/mL
3) H DRO C10-C28	6.850	727241318	291.970 ug/mLm
5) H1 ORO C20-C34	0.000	0	N.D. ug/mL
6) H1 ORO C25-C36	10.700	2581184451	1530.451 ug/mLm
7) H1 DRO C10-C36	0.000	0	N.D. ug/mL
-----			

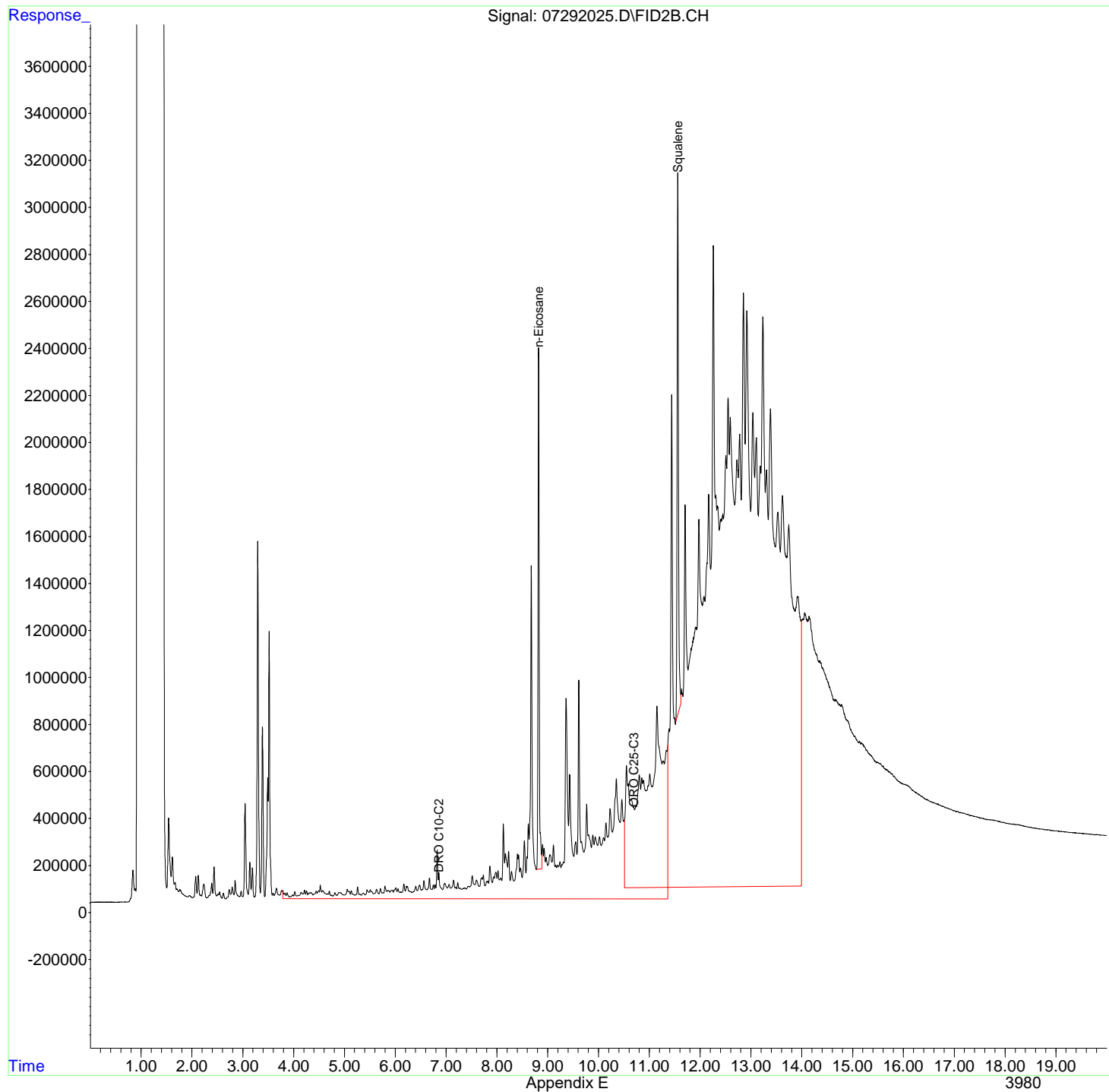
(f)=RT Delta > 1/2 Window

(m)=manual int.

Data Path : R:\2\DATA\072920\  
Data File : 07292025.D  
Signal(s) : FID2B.CH  
Acq On : 30 Jul 2020 7:17 am  
Operator : GCSVOC-Annie  
Sample : 2006259-002A  
Misc :  
ALS Vial : 25 Sample Multiplier: 1

Integration File: EVENTS.E  
Quant Time: Jul 31 09:50:10 2020  
Quant Method : Z:\HPCHEM\2\METHODS\072920DRO-ORO.M  
Quant Title : DRO-ORO 09-09-15 DRO/ORO  
QLast Update : Thu Jul 30 12:07:08 2020  
Response via : Initial Calibration  
Integrator: ChemStation 6890 Scale Mode: Large solvent peaks clipped

Volume Inj. :  
Signal Phase :  
Signal Info :





Data Path : R:\2\DATA\072920\  
 Data File : 07292026.D  
 Signal(s) : FID2B.CH  
 Acq On : 30 Jul 2020 7:45 am  
 Operator : GCSVOC-Annie  
 Sample : 2006259-003A  
 Misc :  
 ALS Vial : 26 Sample Multiplier: 1

Integration File: EVENTS.E  
 Quant Time: Jul 31 09:50:55 2020  
 Quant Method : Z:\HPCHEM\2\METHODS\072920DRO-ORO.M  
 Quant Title : DRO-ORO 09-09-15 DRO/ORO  
 QLast Update : Thu Jul 30 12:07:08 2020  
 Response via : Initial Calibration  
 Integrator: ChemStation 6890 Scale Mode: Large solvent peaks clipped

Volume Inj. :  
 Signal Phase :  
 Signal Info :

Compound	R.T.	Response	Conc Units
-----			
System Monitoring Compounds			
4) S n-Eicosane	8.822	42182784	16.875 ug/mLm
8) S1 Squalene	11.559	43985383	19.936 ug/mLm
Target Compounds			
1) H DRO C10-C20	0.000	0	N.D. ug/mL
2) H DRO C10-C25	0.000	0	N.D. ug/mL
3) H DRO C10-C28	6.850	295871355	93.319 ug/mLm
5) H1 ORO C20-C34	0.000	0	N.D. ug/mL
6) H1 ORO C25-C36	10.700	957603296	436.302 ug/mLm
7) H1 DRO C10-C36	0.000	0	N.D. ug/mL
-----			

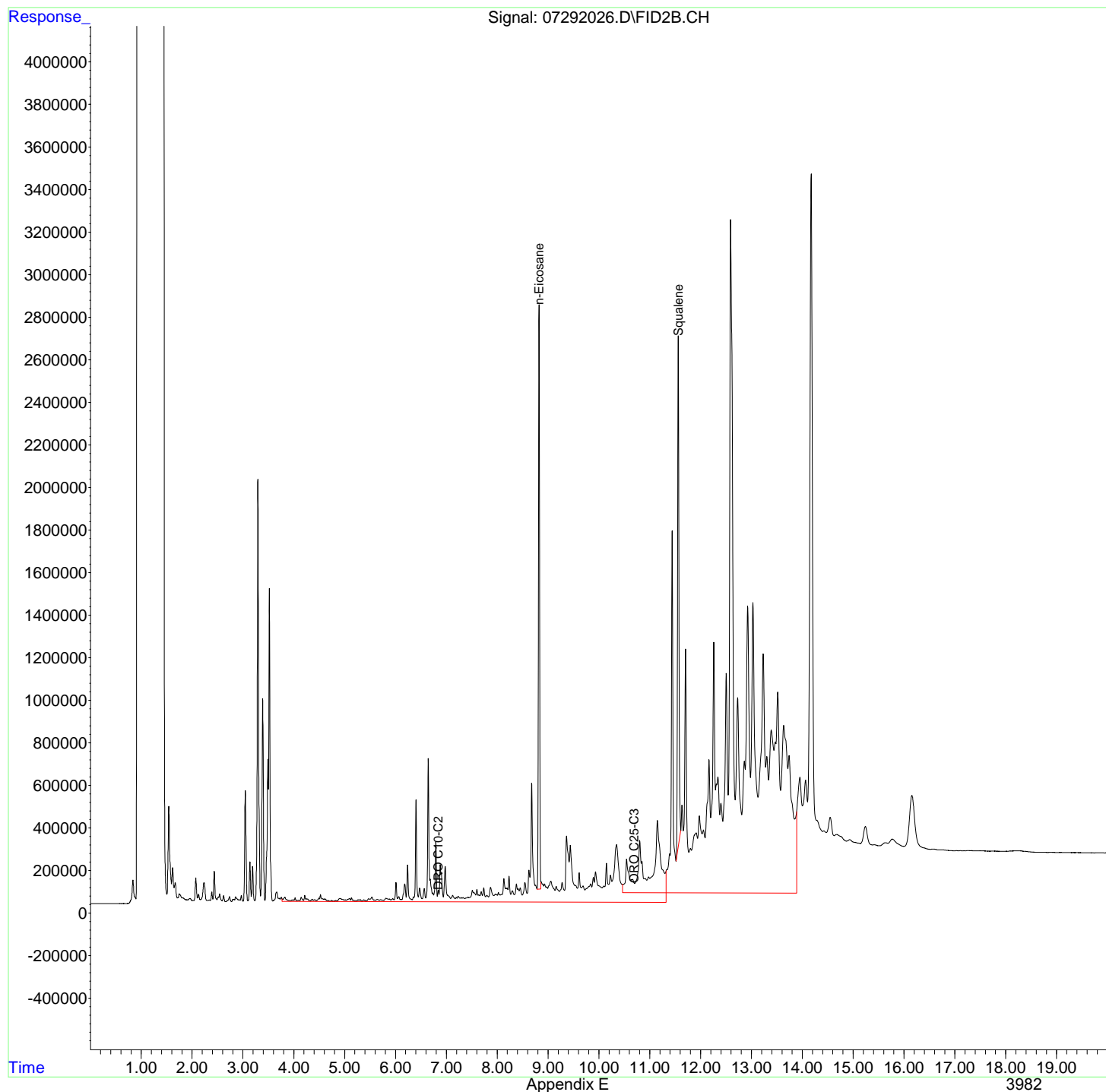
(f)=RT Delta > 1/2 Window

(m)=manual int.

Data Path : R:\2\DATA\072920\  
Data File : 07292026.D  
Signal(s) : FID2B.CH  
Acq On : 30 Jul 2020 7:45 am  
Operator : GCSVOC-Annie  
Sample : 2006259-003A  
Misc :  
ALS Vial : 26 Sample Multiplier: 1

Integration File: EVENTS.E  
Quant Time: Jul 31 09:50:55 2020  
Quant Method : Z:\HPCHEM\2\METHODS\072920DRO-ORO.M  
Quant Title : DRO-ORO 09-09-15 DRO/ORO  
QLast Update : Thu Jul 30 12:07:08 2020  
Response via : Initial Calibration  
Integrator: ChemStation 6890 Scale Mode: Large solvent peaks clipped

Volume Inj. :  
Signal Phase :  
Signal Info :



Data Path : R:\2\DATA\072920\  
 Data File : 07292027.D  
 Signal(s) : FID2B.CH  
 Acq On : 30 Jul 2020 8:12 am  
 Operator : GCSVOC-Annie  
 Sample : 2006259-004A  
 Misc :  
 ALS Vial : 27 Sample Multiplier: 1

Integration File: EVENTS.E  
 Quant Time: Jul 31 09:51:17 2020  
 Quant Method : Z:\HPCHEM\2\METHODS\072920DRO-ORO.M  
 Quant Title : DRO-ORO 09-09-15 DRO/ORO  
 QLast Update : Thu Jul 30 12:07:08 2020  
 Response via : Initial Calibration  
 Integrator: ChemStation 6890 Scale Mode: Large solvent peaks clipped

Volume Inj. :  
 Signal Phase :  
 Signal Info :

Compound	R.T.	Response	Conc Units
-----			
System Monitoring Compounds			
4) S n-Eicosane	8.823	53310682	21.592 ug/mLm
8) S1 Squalene	11.560	54538349	24.719 ug/mLm
Target Compounds			
1) H DRO C10-C20	0.000	0	N.D. ug/mL
2) H DRO C10-C25	0.000	0	N.D. ug/mL
3) H DRO C10-C28	6.850	749937853	302.422 ug/mLm
5) H1 ORO C20-C34	0.000	0	N.D. ug/mL
6) H1 ORO C25-C36	10.700	1668740814	915.545 ug/mLm
7) H1 DRO C10-C36	0.000	0	N.D. ug/mL
-----			

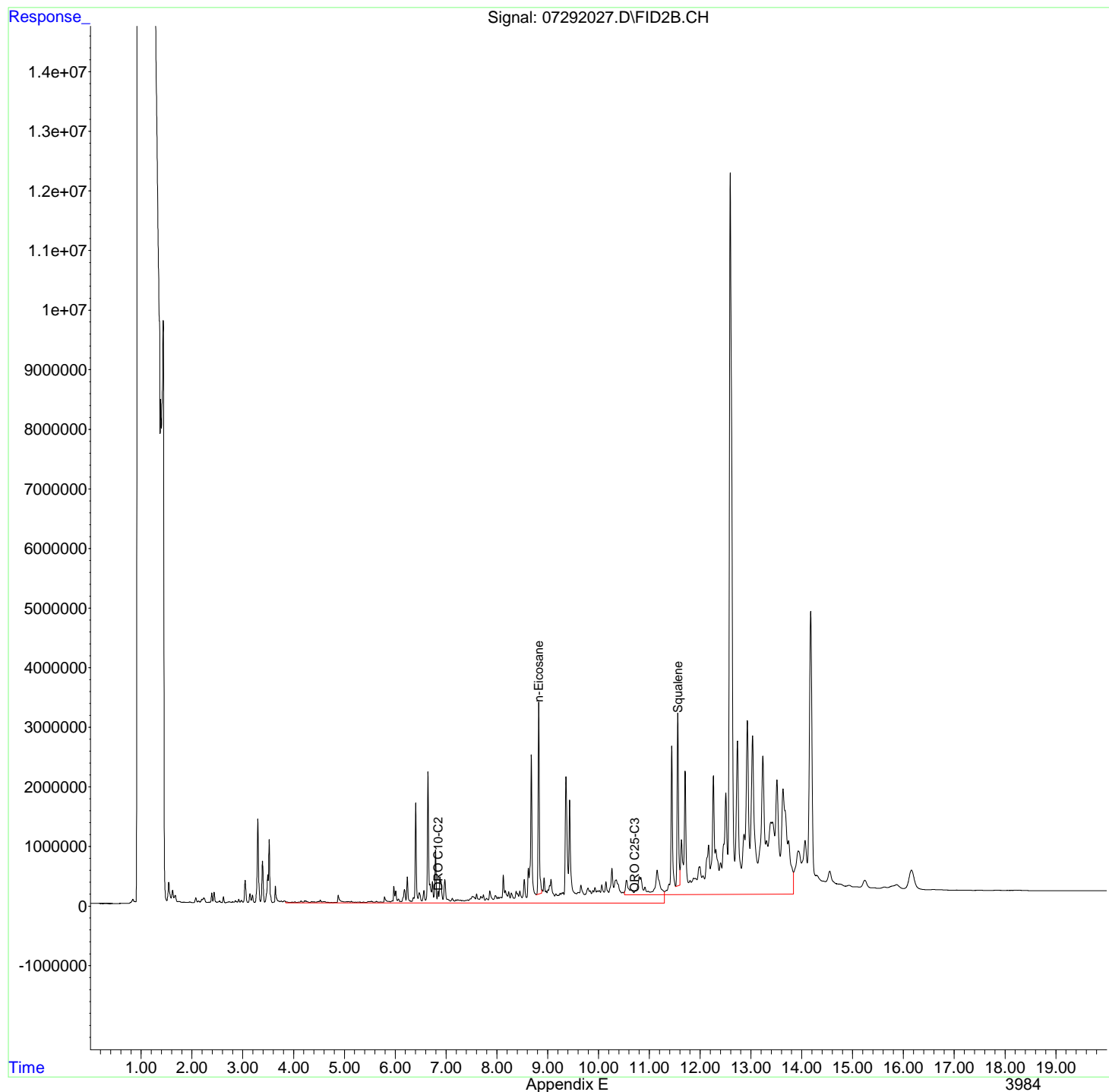
(f)=RT Delta > 1/2 Window

(m)=manual int.

Data Path : R:\2\DATA\072920\  
Data File : 07292027.D  
Signal(s) : FID2B.CH  
Acq On : 30 Jul 2020 8:12 am  
Operator : GCSVOC-Annie  
Sample : 2006259-004A  
Misc :  
ALS Vial : 27 Sample Multiplier: 1

Integration File: EVENTS.E  
Quant Time: Jul 31 09:51:17 2020  
Quant Method : Z:\HPCHEM\2\METHODS\072920DRO-ORO.M  
Quant Title : DRO-ORO 09-09-15 DRO/ORO  
QLast Update : Thu Jul 30 12:07:08 2020  
Response via : Initial Calibration  
Integrator: ChemStation 6890 Scale Mode: Large solvent peaks clipped

Volume Inj. :  
Signal Phase :  
Signal Info :



Data Path : R:\2\DATA\072920\  
 Data File : 07292028.D  
 Signal(s) : FID2B.CH  
 Acq On : 30 Jul 2020 8:39 am  
 Operator : GCSVOC-Annie  
 Sample : 2006259-005A  
 Misc :  
 ALS Vial : 28 Sample Multiplier: 1

Integration File: EVENTS.E  
 Quant Time: Jul 30 13:45:25 2020  
 Quant Method : Z:\HPCHEM\2\METHODS\072920DRO-ORO.M  
 Quant Title : DRO-ORO 09-09-15 DRO/ORO  
 QLast Update : Thu Jul 30 12:07:08 2020  
 Response via : Initial Calibration  
 Integrator: ChemStation 6890 Scale Mode: Large solvent peaks clipped

Volume Inj. :  
 Signal Phase :  
 Signal Info :

Compound	R.T.	Response	Conc Units
-----			
System Monitoring Compounds			
4) S n-Eicosane	8.825	87932307	36.266 ug/mLm
8) S1 Squalene	11.562	54425629	24.668 ug/mL
Target Compounds			
1) H DRO C10-C20	0.000	0	N.D. ug/mL
2) H DRO C10-C25	0.000	0	N.D. ug/mL
3) H DRO C10-C28	6.850	728027708	292.332 ug/mLm
5) H1 ORO C20-C34	0.000	0	N.D. ug/mL
6) H1 ORO C25-C36	10.700	1993504042	1134.407 ug/mLm
7) H1 DRO C10-C36	0.000	0	N.D. ug/mL
-----			

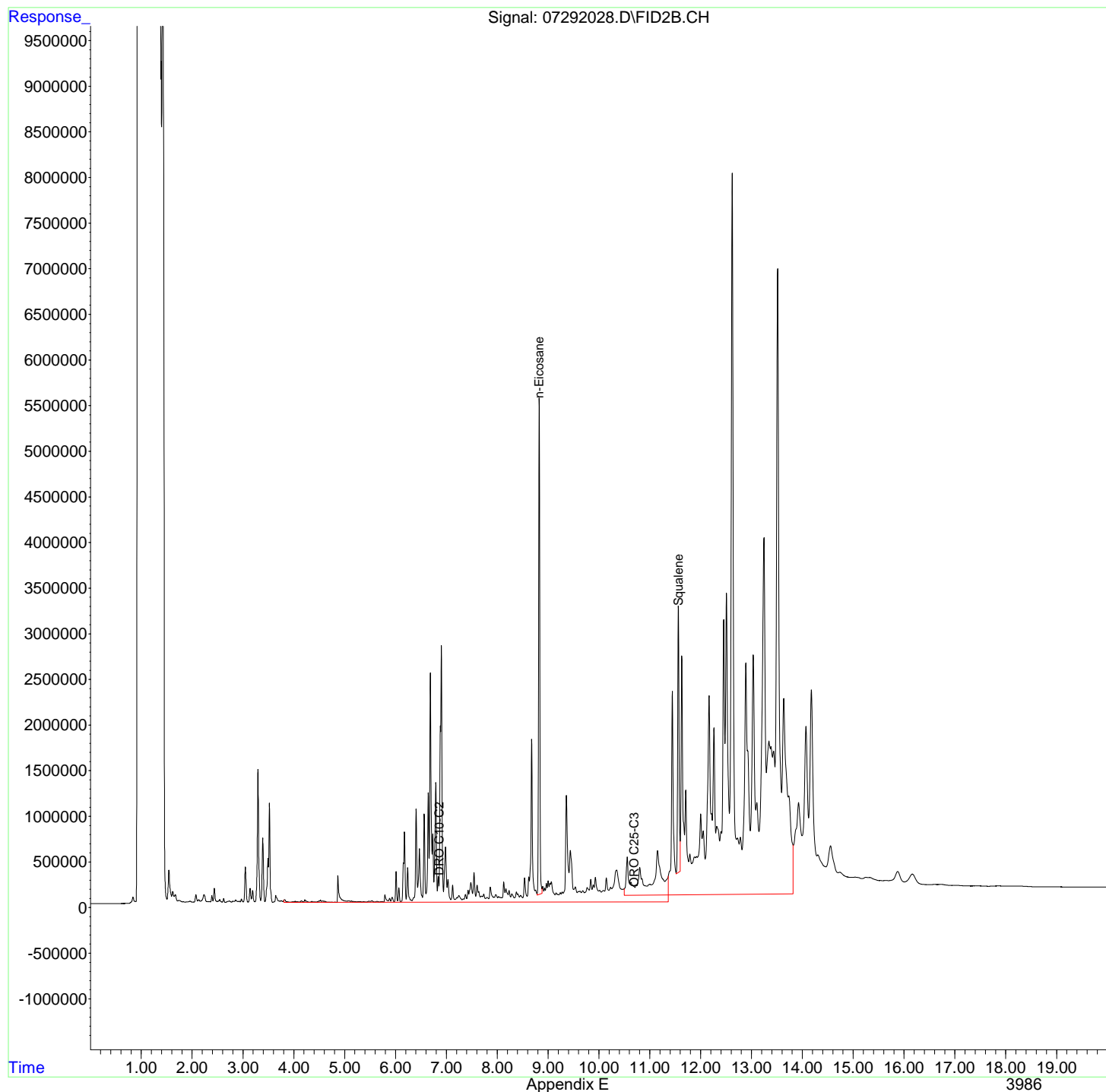
(f)=RT Delta > 1/2 Window

(m)=manual int.

Data Path : R:\2\DATA\072920\  
Data File : 07292028.D  
Signal(s) : FID2B.CH  
Acq On : 30 Jul 2020 8:39 am  
Operator : GCSVOC-Annie  
Sample : 2006259-005A  
Misc :  
ALS Vial : 28 Sample Multiplier: 1

Integration File: EVENTS.E  
Quant Time: Jul 30 13:45:25 2020  
Quant Method : Z:\HPCHEM\2\METHODS\072920DRO-ORO.M  
Quant Title : DRO-ORO 09-09-15 DRO/ORO  
QLast Update : Thu Jul 30 12:07:08 2020  
Response via : Initial Calibration  
Integrator: ChemStation 6890 Scale Mode: Large solvent peaks clipped

Volume Inj. :  
Signal Phase :  
Signal Info :



Data Path : R:\2\DATA\072920\  
 Data File : 07292029.D  
 Signal(s) : FID2B.CH  
 Acq On : 30 Jul 2020 9:06 am  
 Operator : GCSVOC-Annie  
 Sample : 2006259-006A  
 Misc :  
 ALS Vial : 29 Sample Multiplier: 1

Integration File: EVENTS.E  
 Quant Time: Jul 31 09:52:21 2020  
 Quant Method : Z:\HPCHEM\2\METHODS\072920DRO-ORO.M  
 Quant Title : DRO-ORO 09-09-15 DRO/ORO  
 QLast Update : Thu Jul 30 12:07:08 2020  
 Response via : Initial Calibration  
 Integrator: ChemStation 6890 Scale Mode: Large solvent peaks clipped

Volume Inj. :  
 Signal Phase :  
 Signal Info :

Compound	R.T.	Response	Conc Units
-----			
System Monitoring Compounds			
4) S n-Eicosane	8.821	44025506	17.656 ug/mLm
8) S1 Squalene	11.560	48099585	21.801 ug/mLm
Target Compounds			
1) H DRO C10-C20	0.000	0	N.D. ug/mL
2) H DRO C10-C25	0.000	0	N.D. ug/mL
3) H DRO C10-C28	6.850	271398382	82.048 ug/mLm
5) H1 ORO C20-C34	0.000	0	N.D. ug/mL
6) H1 ORO C25-C36	10.700	729360297	282.486 ug/mLm
7) H1 DRO C10-C36	0.000	0	N.D. ug/mL
-----			

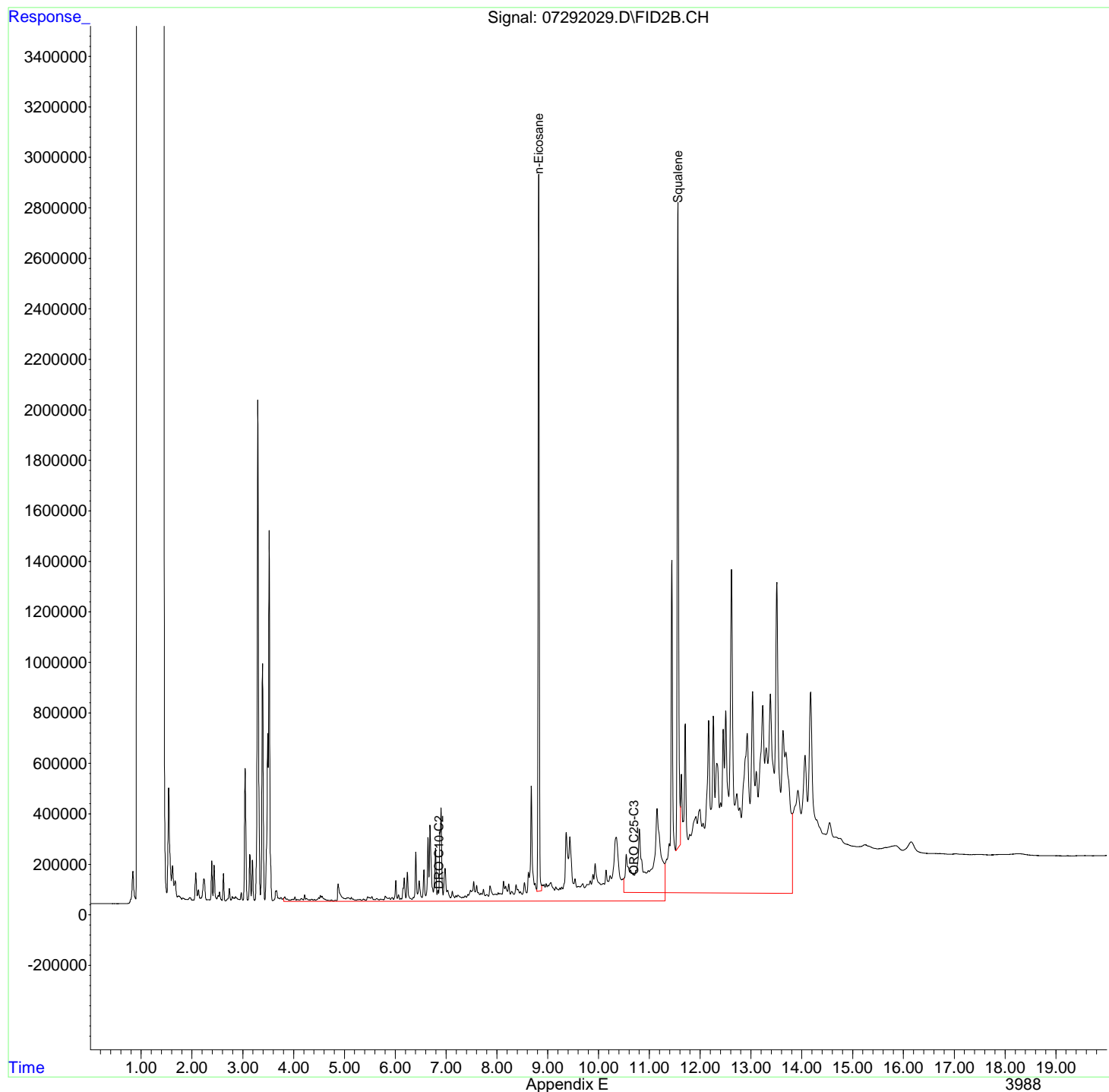
(f)=RT Delta > 1/2 Window

(m)=manual int.

Data Path : R:\2\DATA\072920\  
Data File : 07292029.D  
Signal(s) : FID2B.CH  
Acq On : 30 Jul 2020 9:06 am  
Operator : GCSVOC-Annie  
Sample : 2006259-006A  
Misc :  
ALS Vial : 29 Sample Multiplier: 1

Integration File: EVENTS.E  
Quant Time: Jul 31 09:52:21 2020  
Quant Method : Z:\HPCHEM\2\METHODS\072920DRO-ORO.M  
Quant Title : DRO-ORO 09-09-15 DRO/ORO  
QLast Update : Thu Jul 30 12:07:08 2020  
Response via : Initial Calibration  
Integrator: ChemStation 6890 Scale Mode: Large solvent peaks clipped

Volume Inj. :  
Signal Phase :  
Signal Info :





Data Path : R:\2\DATA\072920\  
 Data File : 07292030.D  
 Signal(s) : FID2B.CH  
 Acq On : 30 Jul 2020 9:33 am  
 Operator : GCSVOC-Annie  
 Sample : 2006259-007A  
 Misc :  
 ALS Vial : 30 Sample Multiplier: 1

Integration File: EVENTS.E  
 Quant Time: Jul 31 09:53:02 2020  
 Quant Method : Z:\HPCHEM\2\METHODS\072920DRO-ORO.M  
 Quant Title : DRO-ORO 09-09-15 DRO/ORO  
 QLast Update : Thu Jul 30 12:07:08 2020  
 Response via : Initial Calibration  
 Integrator: ChemStation 6890 Scale Mode: Large solvent peaks clipped

Volume Inj. :  
 Signal Phase :  
 Signal Info :

Compound	R.T.	Response	Conc Units
-----			
System Monitoring Compounds			
4) S n-Eicosane	8.821	35250315	13.937 ug/mLm
8) S1 Squalene	11.559	42314590	19.179 ug/mLm
Target Compounds			
1) H DRO C10-C20	0.000	0	N.D. ug/mL
2) H DRO C10-C25	0.000	0	N.D. ug/mL
3) H DRO C10-C28	6.850	206281078	52.061 ug/mLm
5) H1 ORO C20-C34	0.000	0	N.D. ug/mL
6) H1 ORO C25-C36	10.700	755184160	299.889 ug/mLm
7) H1 DRO C10-C36	0.000	0	N.D. ug/mL
-----			

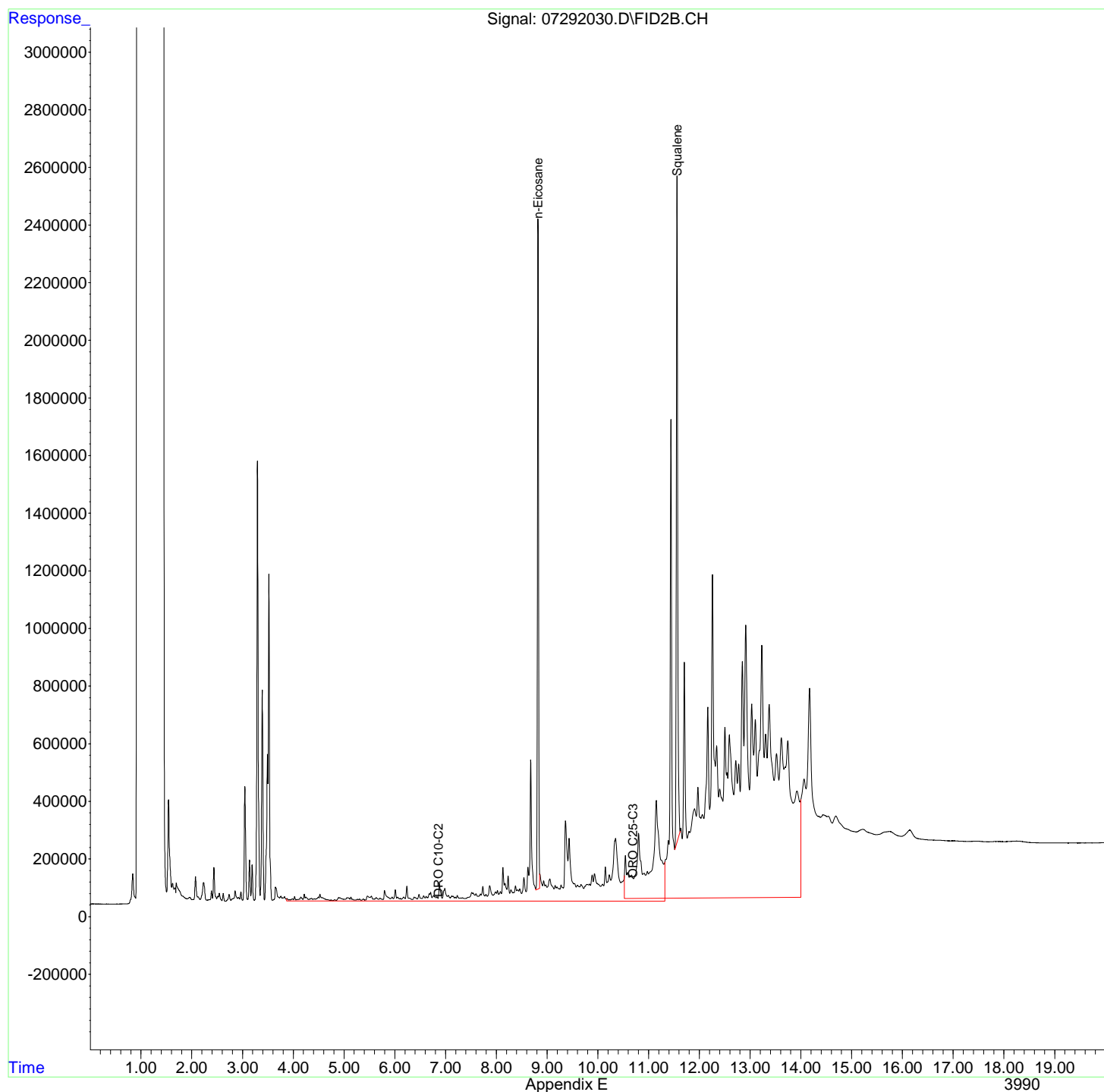
(f)=RT Delta > 1/2 Window

(m)=manual int.

Data Path : R:\2\DATA\072920\  
Data File : 07292030.D  
Signal(s) : FID2B.CH  
Acq On : 30 Jul 2020 9:33 am  
Operator : GCSVOC-Annie  
Sample : 2006259-007A  
Misc :  
ALS Vial : 30 Sample Multiplier: 1

Integration File: EVENTS.E  
Quant Time: Jul 31 09:53:02 2020  
Quant Method : Z:\HPCHEM\2\METHODS\072920DRO-ORO.M  
Quant Title : DRO-ORO 09-09-15 DRO/ORO  
QLast Update : Thu Jul 30 12:07:08 2020  
Response via : Initial Calibration  
Integrator: ChemStation 6890 Scale Mode: Large solvent peaks clipped

Volume Inj. :  
Signal Phase :  
Signal Info :



Data Path : R:\2\DATA\072920\  
 Data File : 07292031.D  
 Signal(s) : FID2B.CH  
 Acq On : 30 Jul 2020 10:00 am  
 Operator : GCSVOC-Annie  
 Sample : 2006259-008A  
 Misc :  
 ALS Vial : 31 Sample Multiplier: 1

Integration File: EVENTS.E  
 Quant Time: Jul 31 09:53:35 2020  
 Quant Method : Z:\HPCHEM\2\METHODS\072920DRO-ORO.M  
 Quant Title : DRO-ORO 09-09-15 DRO/ORO  
 QLast Update : Thu Jul 30 12:07:08 2020  
 Response via : Initial Calibration  
 Integrator: ChemStation 6890 Scale Mode: Large solvent peaks clipped

Volume Inj. :  
 Signal Phase :  
 Signal Info :

Compound	R.T.	Response	Conc Units
-----			
System Monitoring Compounds			
4) S n-Eicosane	8.820	36263022	14.366 ug/mLm
8) S1 Squalene	11.559	53430989	24.217 ug/mLm
Target Compounds			
1) H DRO C10-C20	0.000	0	N.D. ug/mL
2) H DRO C10-C25	0.000	0	N.D. ug/mL
3) H DRO C10-C28	6.850	516648091	194.989 ug/mLm
5) H1 ORO C20-C34	0.000	0	N.D. ug/mL
6) H1 ORO C25-C36	10.700	1893786063	1067.206 ug/mLm
7) H1 DRO C10-C36	0.000	0	N.D. ug/mL
-----			

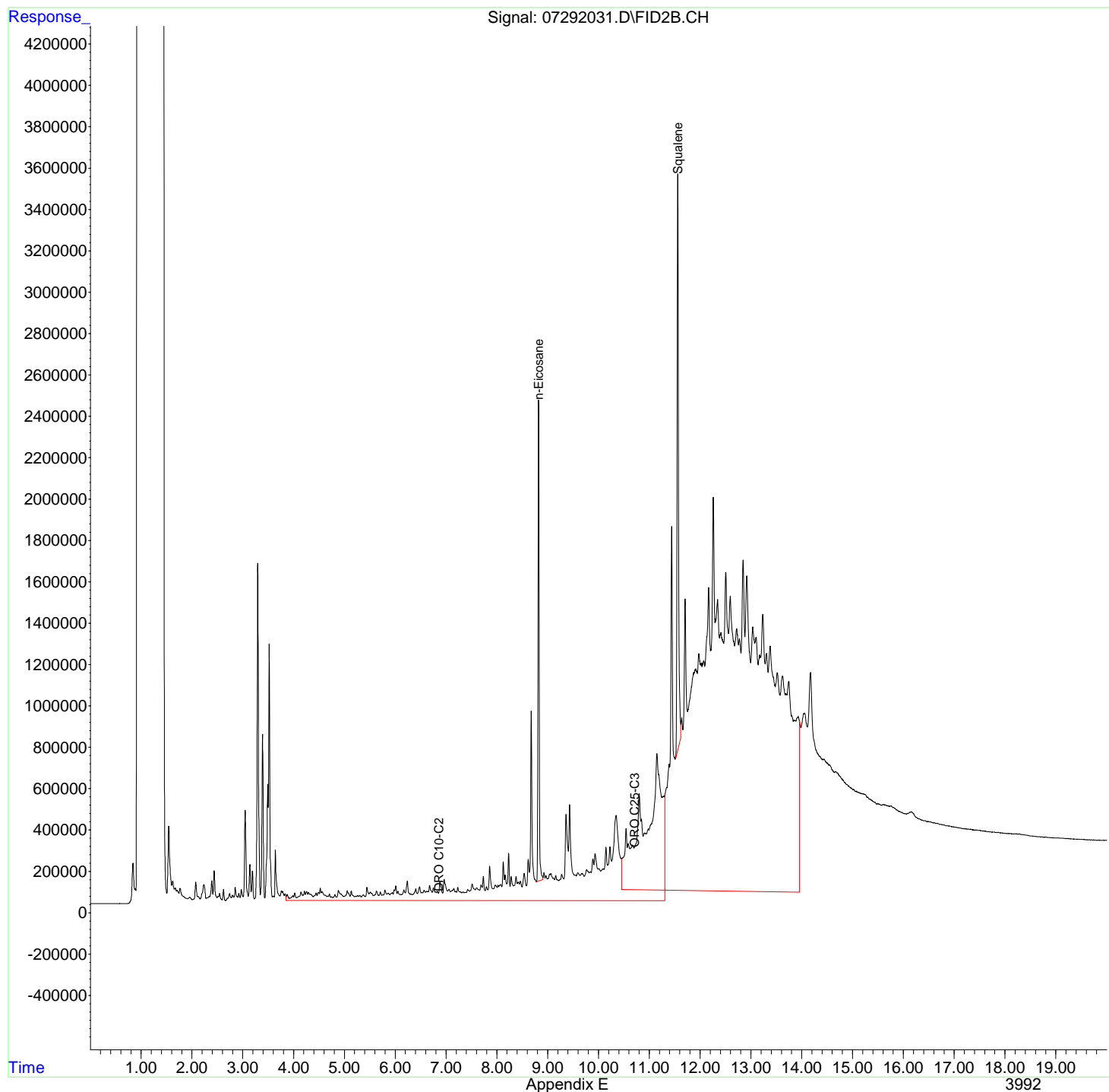
(f)=RT Delta > 1/2 Window

(m)=manual int.

Data Path : R:\2\DATA\072920\  
Data File : 07292031.D  
Signal(s) : FID2B.CH  
Acq On : 30 Jul 2020 10:00 am  
Operator : GCSVOC-Annie  
Sample : 2006259-008A  
Misc :  
ALS Vial : 31 Sample Multiplier: 1

Integration File: EVENTS.E  
Quant Time: Jul 31 09:53:35 2020  
Quant Method : Z:\HPCHEM\2\METHODS\072920DRO-ORO.M  
Quant Title : DRO-ORO 09-09-15 DRO/ORO  
QLast Update : Thu Jul 30 12:07:08 2020  
Response via : Initial Calibration  
Integrator: ChemStation 6890 Scale Mode: Large solvent peaks clipped

Volume Inj. :  
Signal Phase :  
Signal Info :



Data Path : R:\2\DATA\072920\  
 Data File : 07292032.D  
 Signal(s) : FID2B.CH  
 Acq On : 30 Jul 2020 10:27 am  
 Operator : GCSVOC-Annie  
 Sample : CCB-072920  
 Misc :  
 ALS Vial : 2 Sample Multiplier: 1

Integration File: EVENTS.E  
 Quant Time: Jul 30 13:55:16 2020  
 Quant Method : Z:\HPCHEM\2\METHODS\072920DRO-ORO.M  
 Quant Title : DRO-ORO 09-09-15 DRO/ORO  
 QLast Update : Thu Jul 30 08:38:45 2020  
 Response via : Initial Calibration  
 Integrator: ChemStation 6890 Scale Mode: Large solvent peaks clipped

Volume Inj. :  
 Signal Phase :  
 Signal Info :

Compound	R.T.	Response	Conc	Units
-----				
System Monitoring Compounds				
4) S n-Eicosane	8.821	35831411	14.183	ug/mL
8) S1 Squalene	11.558	29914977	14.442	ug/mLm
Target Compounds				
1) H DRO C10-C20	0.000	0	N.D.	ug/mL
2) H DRO C10-C25	0.000	0	N.D.	ug/mL
3) H DRO C10-C28	0.000	0	N.D.	ug/mL
5) H1 ORO C20-C34	0.000	0	N.D.	ug/mL
6) H1 ORO C25-C36	0.000	0	N.D.	ug/mL
7) H1 DRO C10-C36	0.000	0	N.D.	ug/mL
-----				

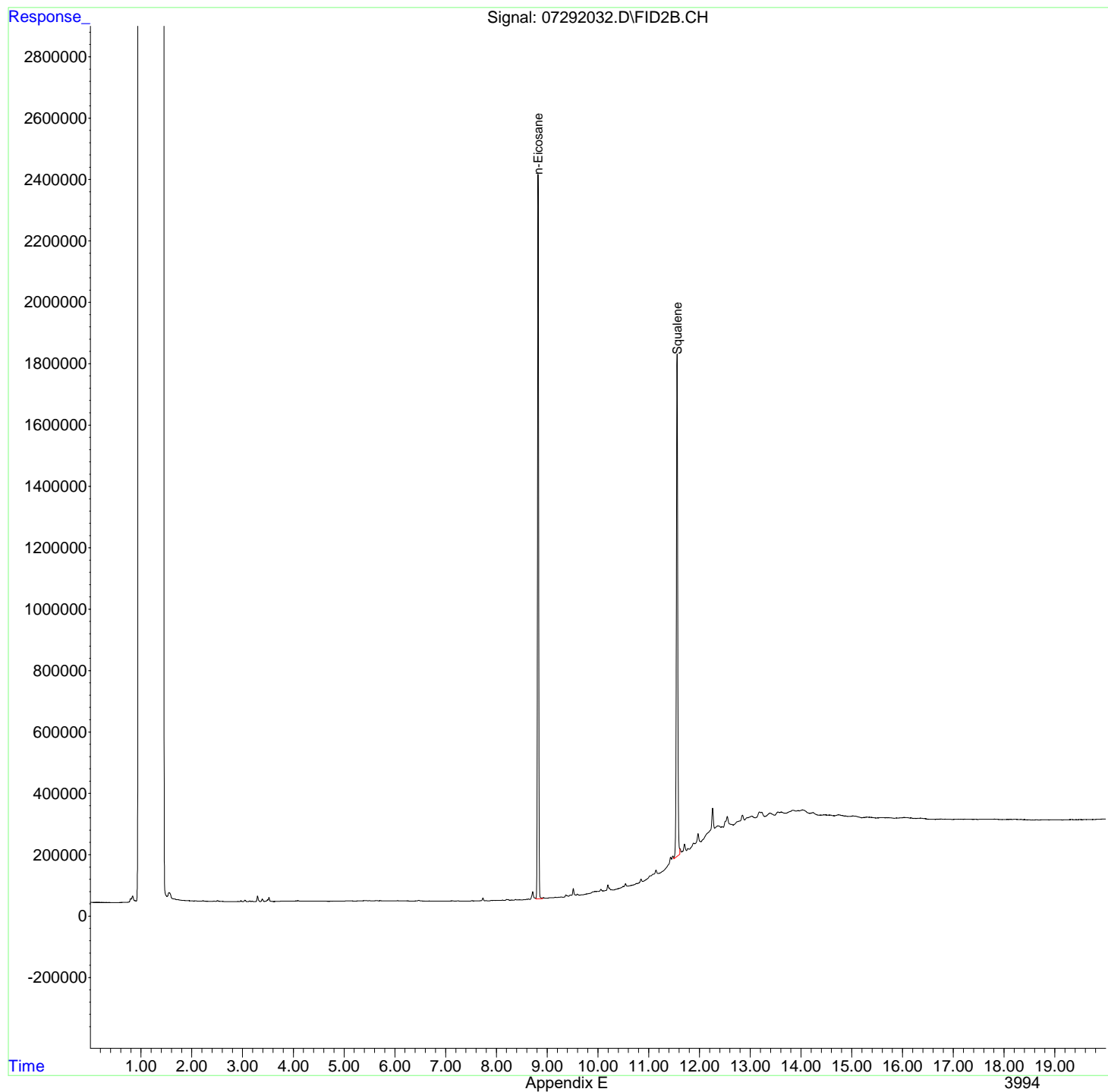
(f)=RT Delta > 1/2 Window

(m)=manual int.

Data Path : R:\2\DATA\072920\  
Data File : 07292032.D  
Signal(s) : FID2B.CH  
Acq On : 30 Jul 2020 10:27 am  
Operator : GCSVOC-Annie  
Sample : CCB-072920  
Misc :  
ALS Vial : 2 Sample Multiplier: 1

Integration File: EVENTS.E  
Quant Time: Jul 30 13:55:16 2020  
Quant Method : Z:\HPCHEM\2\METHODS\072920DRO-ORO.M  
Quant Title : DRO-ORO 09-09-15 DRO/ORO  
QLast Update : Thu Jul 30 08:38:45 2020  
Response via : Initial Calibration  
Integrator: ChemStation 6890 Scale Mode: Large solvent peaks clipped

Volume Inj. :  
Signal Phase :  
Signal Info :



Data Path : R:\2\DATA\072920\  
 Data File : 07292033.D  
 Signal(s) : FID2B.CH  
 Acq On : 30 Jul 2020 10:54 am  
 Operator : GCSVOC-Annie  
 Sample : CCV-DRO-072920  
 Misc :  
 ALS Vial : 6 Sample Multiplier: 1

Integration File: EVENTS.E  
 Quant Time: Jul 31 09:54:28 2020  
 Quant Method : Z:\HPCHEM\2\METHODS\072920DRO-ORO.M  
 Quant Title : DRO-ORO 09-09-15 DRO/ORO  
 QLast Update : Thu Jul 30 12:07:08 2020  
 Response via : Initial Calibration  
 Integrator: ChemStation 6890 Scale Mode: Large solvent peaks clipped

Volume Inj. :  
 Signal Phase :  
 Signal Info :

Min. RRF : 0.000 Min. Rel. Area : 50% Max. R.T. Dev 0.50min  
 Max. RRF Dev : 15% Max. Rel. Area : 150%

	Compound	Amount	Calc.	%Dev	Area%	Dev (Min)
1 H	DRO C10-C20	1000.000	1016.568	-1.7	0	0.00
2 H	DRO C10-C25	1000.000	990.049	1.0	0	0.00
3 H	DRO C10-C28	1000.000	1014.082	-1.4	0	0.00
5 H1	ORO C20-C34	1000.000	-161.130	116.1#	0	-9.23#
6 H1	ORO C25-C36	1000.000	-208.922	120.9#	0	-10.70#
7 H1	DRO C10-C36	1000.000	1093.305	-9.3	0	0.00
8 S1	Squalene	20.000	18.553	7.2	0	0.00

## Evaluate Continuing Calibration Report - Not Finds

4 S	n-Eicosane	10.000	0.000	100.0#	0	-8.83#
-----	------------	--------	-------	--------	---	--------

(#) = Out of Range

SPCC's out = 0 CCC's out = 0

Data Path : R:\2\DATA\072920\  
 Data File : 07292033.D  
 Signal(s) : FID2B.CH  
 Acq On : 30 Jul 2020 10:54 am  
 Operator : GCSVOC-Annie  
 Sample : CCV-DRO-072920  
 Misc :  
 ALS Vial : 6 Sample Multiplier: 1

Integration File: EVENTS.E  
 Quant Time: Jul 31 09:54:28 2020  
 Quant Method : Z:\HPCHEM\2\METHODS\072920DRO-ORO.M  
 Quant Title : DRO-ORO 09-09-15 DRO/ORO  
 QLast Update : Thu Jul 30 12:07:08 2020  
 Response via : Initial Calibration  
 Integrator: ChemStation 6890 Scale Mode: Large solvent peaks clipped

Volume Inj. :  
 Signal Phase :  
 Signal Info :

Compound	R.T.	Response	Conc	Units
-----				
System Monitoring Compounds				
4) S n-Eicosane	0.000	0	N.D.	ug/mL
8) S1 Squalene	11.561	40934895	18.553	ug/mLm
Target Compounds				
1) H DRO C10-C20	5.050	2026093633	1016.568	ug/mLm
2) H DRO C10-C25	5.150	2239994485	990.049	ug/mLm
3) H DRO C10-C28	6.850	2295302832	1014.082	ug/mLm
5) H1 ORO C20-C34	0.000	0	N.D.	ug/mL
6) H1 ORO C25-C36	0.000	0	N.D.	ug/mL
7) H1 DRO C10-C36	8.400	2713481002	1093.305	ug/mLm
-----				

(f)=RT Delta > 1/2 Window

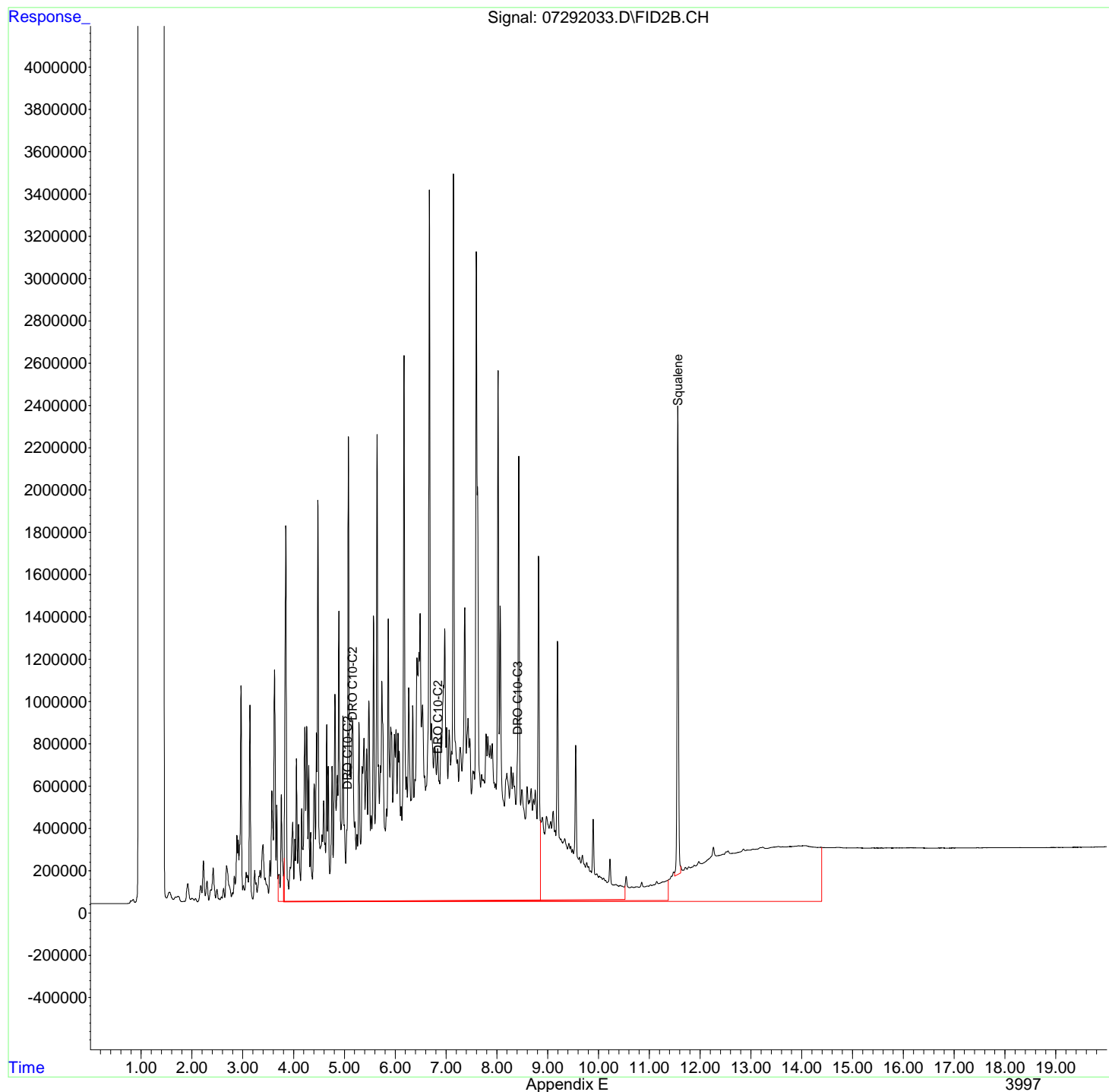
(m)=manual int.



Data Path : R:\2\DATA\072920\  
Data File : 07292033.D  
Signal(s) : FID2B.CH  
Acq On : 30 Jul 2020 10:54 am  
Operator : GCSVOC-Annie  
Sample : CCV-DRO-072920  
Misc :  
ALS Vial : 6 Sample Multiplier: 1

Integration File: EVENTS.E  
Quant Time: Jul 31 09:54:28 2020  
Quant Method : Z:\HPCHEM\2\METHODS\072920DRO-ORO.M  
Quant Title : DRO-ORO 09-09-15 DRO/ORO  
QLast Update : Thu Jul 30 12:07:08 2020  
Response via : Initial Calibration  
Integrator: ChemStation 6890 Scale Mode: Large solvent peaks clipped

Volume Inj. :  
Signal Phase :  
Signal Info :



Data Path : R:\2\DATA\072920\  
Data File : 07292034.D  
Signal(s) : FID2B.CH  
Acq On : 30 Jul 2020 11:21 am  
Operator : GCSVOC-Annie  
Sample : CCV-ORO-072920  
Misc :  
ALS Vial : 12 Sample Multiplier: 1

Integration File: EVENTS.E  
Quant Time: Jul 30 14:01:22 2020  
Quant Method : Z:\HPCHEM\2\METHODS\072920DRO-ORO.M  
Quant Title : DRO-ORO 09-09-15 DRO/ORO  
QLast Update : Thu Jul 30 12:07:08 2020  
Response via : Initial Calibration  
Integrator: ChemStation 6890 Scale Mode: Large solvent peaks clipped

Volume Inj. :  
Signal Phase :  
Signal Info :

Min. RRF : 0.000 Min. Rel. Area : 50% Max. R.T. Dev 0.50min  
Max. RRF Dev : 15% Max. Rel. Area : 150%

	Compound	Amount	Calc.	%Dev	Area%	Dev (Min)
1 H	DRO C10-C20	1000.000	-21.786	102.2#	0	-5.05#
2 H	DRO C10-C25	1000.000	-28.012	102.8#	0	-5.15#
3 H	DRO C10-C28	1000.000	-42.852	104.3#	0	-6.85#
4 S	n-Eicosane	10.000	9.224	7.8	0	0.00
5 H1	ORO C20-C34	1000.000	916.810	8.3	0	0.00
6 H1	ORO C25-C36	1000.000	847.739	15.2#	0	0.00
7 H1	DRO C10-C36	1000.000	-146.143	114.6#	0	-8.40#

Evaluate Continuing Calibration Report - Not Found

8 S1	Squalene	20.000	0.000	100.0#	0	-11.56#
------	----------	--------	-------	--------	---	---------

(#) = Out of Range

SPCC's out = 0 CCC's out = 0

Data Path : R:\2\DATA\072920\  
 Data File : 07292034.D  
 Signal(s) : FID2B.CH  
 Acq On : 30 Jul 2020 11:21 am  
 Operator : GCSVOC-Annie  
 Sample : CCV-ORO-072920  
 Misc :  
 ALS Vial : 12 Sample Multiplier: 1

Integration File: EVENTS.E  
 Quant Time: Jul 30 14:01:22 2020  
 Quant Method : Z:\HPCHEM\2\METHODS\072920DRO-ORO.M  
 Quant Title : DRO-ORO 09-09-15 DRO/ORO  
 QLast Update : Thu Jul 30 12:07:08 2020  
 Response via : Initial Calibration  
 Integrator: ChemStation 6890 Scale Mode: Large solvent peaks clipped

Volume Inj. :  
 Signal Phase :  
 Signal Info :

Compound	R.T.	Response	Conc Units
-----			
System Monitoring Compounds			
4) S n-Eicosane	8.820	24130192	9.224 ug/mLm
8) S1 Squalene	0.000	0	N.D. ug/mL
Target Compounds			
1) H DRO C10-C20	0.000	0	N.D. ug/mL
2) H DRO C10-C25	0.000	0	N.D. ug/mL
3) H DRO C10-C28	0.000	0	N.D. ug/mL
5) H1 ORO C20-C34	9.230	1395502838	916.810 ug/mLm
6) H1 ORO C25-C36	10.700	1568124627	847.739 ug/mLm
7) H1 DRO C10-C36	0.000	0	N.D. ug/mL
-----			

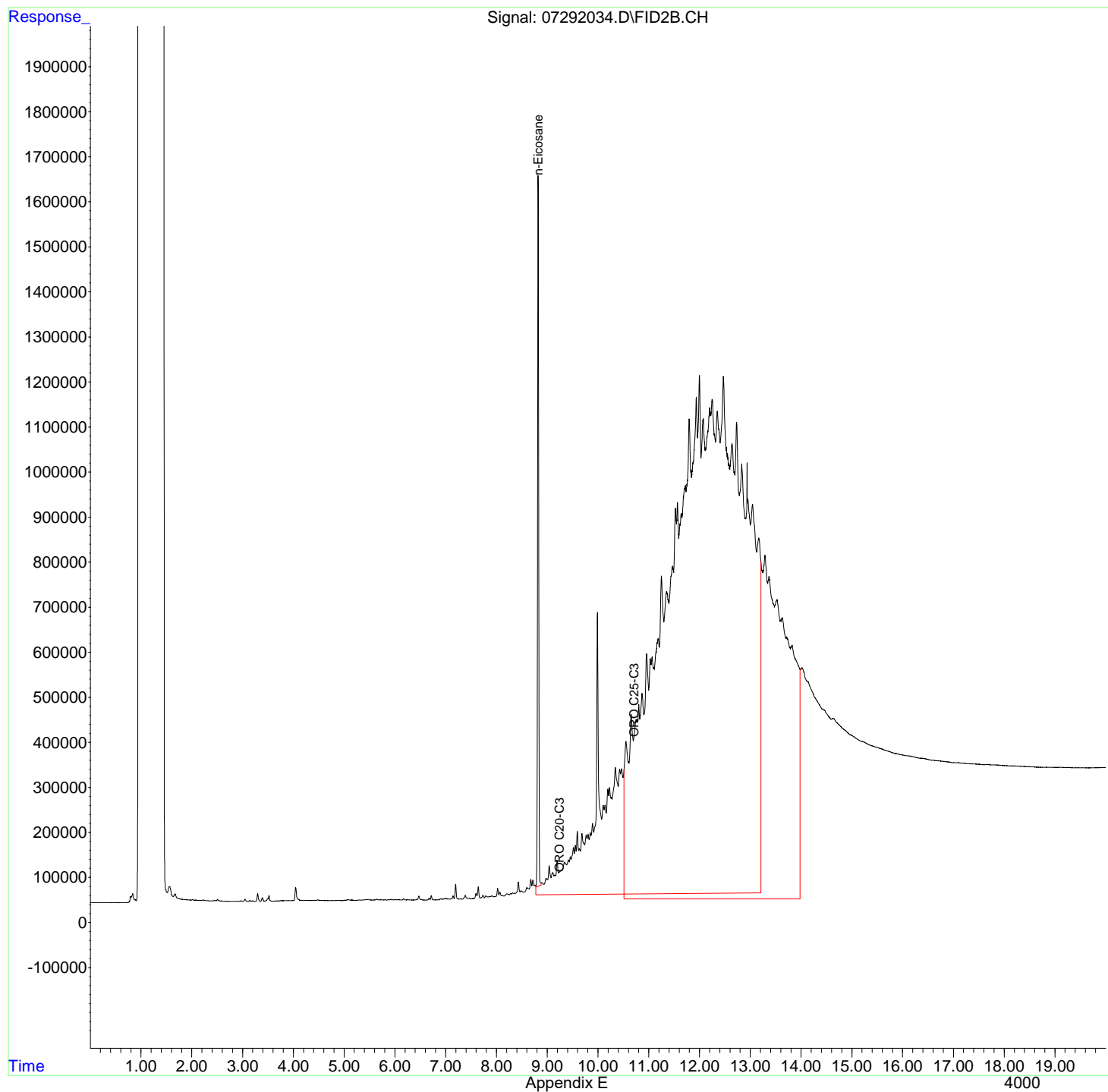
(f)=RT Delta > 1/2 Window

(m)=manual int.

Data Path : R:\2\DATA\072920\  
Data File : 07292034.D  
Signal(s) : FID2B.CH  
Acq On : 30 Jul 2020 11:21 am  
Operator : GCSVOC-Annie  
Sample : CCV-ORO-072920  
Misc :  
ALS Vial : 12 Sample Multiplier: 1

Integration File: EVENTS.E  
Quant Time: Jul 30 14:01:22 2020  
Quant Method : Z:\HPCHEM\2\METHODS\072920DRO-ORO.M  
Quant Title : DRO-ORO 09-09-15 DRO/ORO  
QLast Update : Thu Jul 30 12:07:08 2020  
Response via : Initial Calibration  
Integrator: ChemStation 6890 Scale Mode: Large solvent peaks clipped

Volume Inj. :  
Signal Phase :  
Signal Info :



Data Path : R:\2\DATA\072920\  
 Data File : 07292035.D  
 Signal(s) : FID2B.CH  
 Acq On : 30 Jul 2020 11:49 am  
 Operator : GCSVOC-Annie  
 Sample : 2006259-009A  
 Misc :  
 ALS Vial : 32 Sample Multiplier: 1

Integration File: EVENTS.E  
 Quant Time: Jul 31 09:55:07 2020  
 Quant Method : Z:\HPCHEM\2\METHODS\072920DRO-ORO.M  
 Quant Title : DRO-ORO 09-09-15 DRO/ORO  
 QLast Update : Thu Jul 30 12:07:08 2020  
 Response via : Initial Calibration  
 Integrator: ChemStation 6890 Scale Mode: Large solvent peaks clipped

Volume Inj. :  
 Signal Phase :  
 Signal Info :

Compound	R.T.	Response	Conc Units
-----			
System Monitoring Compounds			
4) S n-Eicosane	8.821	39209014	15.615 ug/mLm
8) S1 Squalene	11.559	48869242	22.149 ug/mL
Target Compounds			
1) H DRO C10-C20	0.000	0	N.D. ug/mL
2) H DRO C10-C25	0.000	0	N.D. ug/mL
3) H DRO C10-C28	6.850	248688186	71.590 ug/mLm
5) H1 ORO C20-C34	0.000	0	N.D. ug/mL
6) H1 ORO C25-C36	10.700	621475267	209.782 ug/mLm
7) H1 DRO C10-C36	0.000	0	N.D. ug/mL
-----			

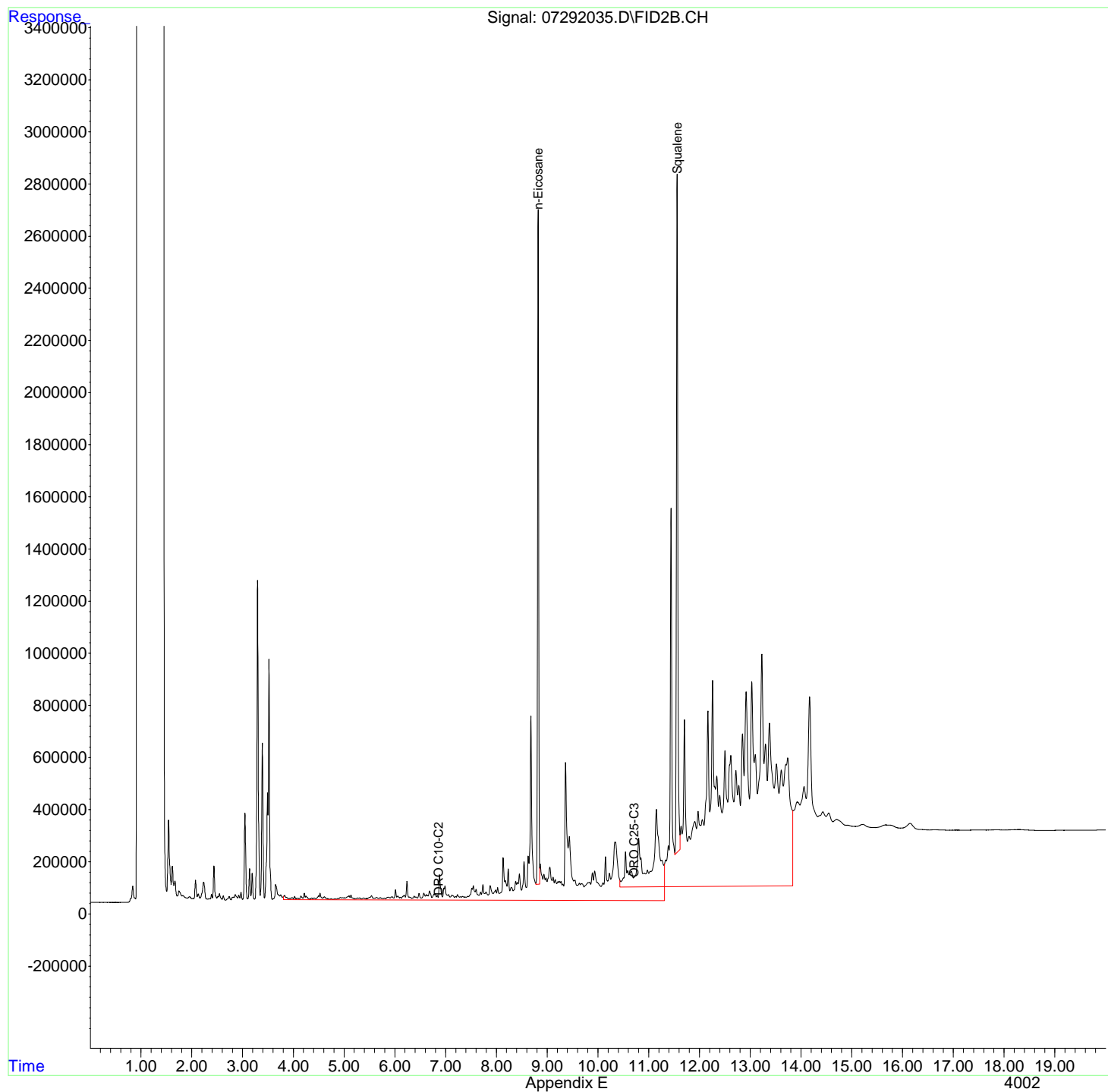
(f)=RT Delta > 1/2 Window

(m)=manual int.

Data Path : R:\2\DATA\072920\  
Data File : 07292035.D  
Signal(s) : FID2B.CH  
Acq On : 30 Jul 2020 11:49 am  
Operator : GCSVOC-Annie  
Sample : 2006259-009A  
Misc :  
ALS Vial : 32 Sample Multiplier: 1

Integration File: EVENTS.E  
Quant Time: Jul 31 09:55:07 2020  
Quant Method : Z:\HPCHEM\2\METHODS\072920DRO-ORO.M  
Quant Title : DRO-ORO 09-09-15 DRO/ORO  
QLast Update : Thu Jul 30 12:07:08 2020  
Response via : Initial Calibration  
Integrator: ChemStation 6890 Scale Mode: Large solvent peaks clipped

Volume Inj. :  
Signal Phase :  
Signal Info :



Data Path : R:\2\DATA\072920\  
 Data File : 07292036.D  
 Signal(s) : FID2B.CH  
 Acq On : 30 Jul 2020 12:16 pm  
 Operator : GCSVOC-Annie  
 Sample : 2006260-001A  
 Misc :  
 ALS Vial : 33 Sample Multiplier: 1

Integration File: EVENTS.E  
 Quant Time: Jul 31 09:55:49 2020  
 Quant Method : Z:\HPCHEM\2\METHODS\072920DRO-ORO.M  
 Quant Title : DRO-ORO 09-09-15 DRO/ORO  
 QLast Update : Thu Jul 30 12:07:08 2020  
 Response via : Initial Calibration  
 Integrator: ChemStation 6890 Scale Mode: Large solvent peaks clipped

Volume Inj. :  
 Signal Phase :  
 Signal Info :

Compound	R.T.	Response	Conc Units
-----			
System Monitoring Compounds			
4) S n-Eicosane	8.821	35638489	14.101 ug/mLm
8) S1 Squalene	11.559	45163221	20.470 ug/mLm
Target Compounds			
1) H DRO C10-C20	0.000	0	N.D. ug/mL
2) H DRO C10-C25	0.000	0	N.D. ug/mL
3) H DRO C10-C28	6.850	256603310	75.235 ug/mLm
5) H1 ORO C20-C34	0.000	0	N.D. ug/mL
6) H1 ORO C25-C36	10.700	695704309	259.805 ug/mLm
7) H1 DRO C10-C36	0.000	0	N.D. ug/mL
-----			

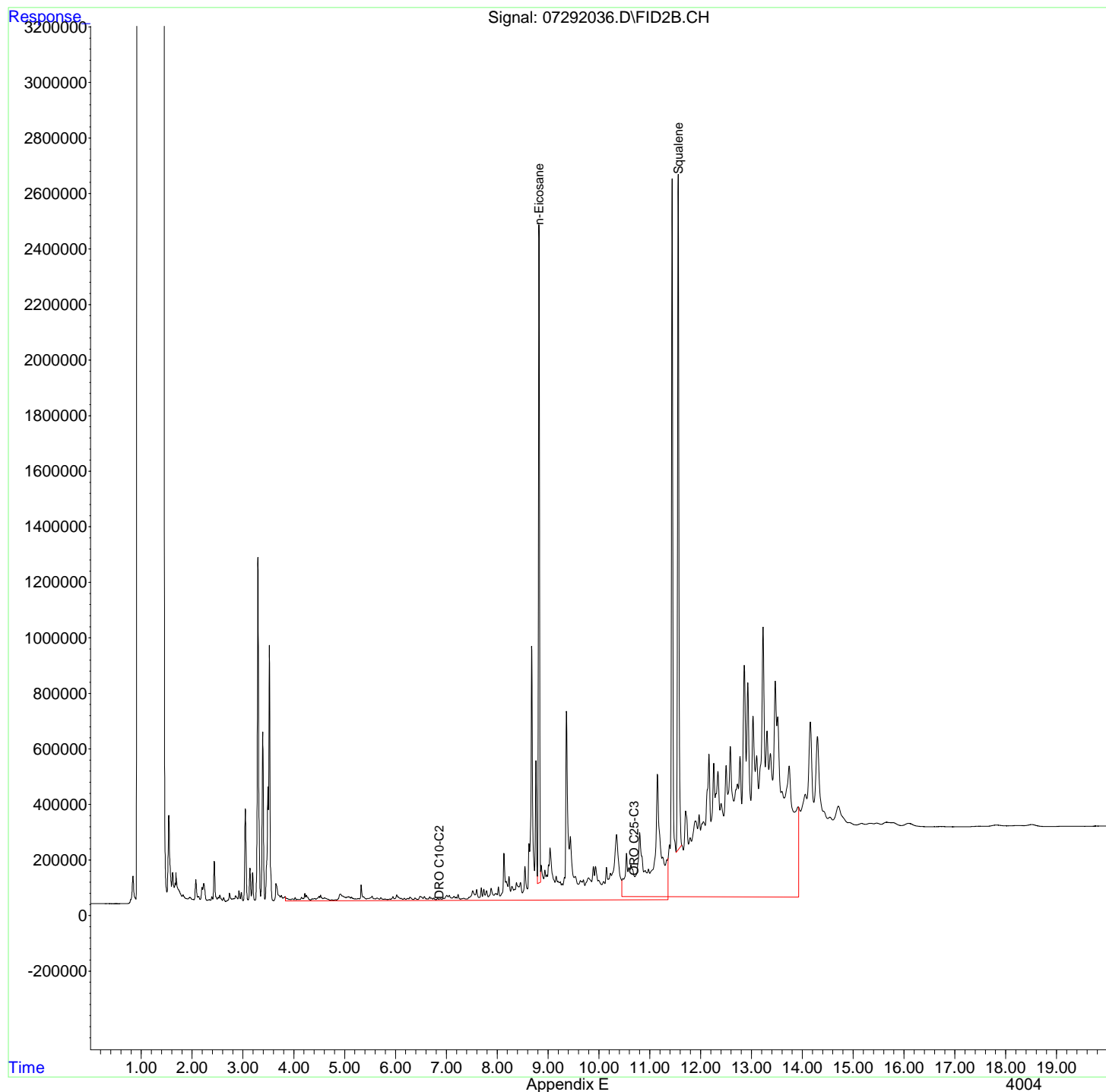
(f)=RT Delta > 1/2 Window

(m)=manual int.

Data Path : R:\2\DATA\072920\  
Data File : 07292036.D  
Signal(s) : FID2B.CH  
Acq On : 30 Jul 2020 12:16 pm  
Operator : GCSVOC-Annie  
Sample : 2006260-001A  
Misc :  
ALS Vial : 33 Sample Multiplier: 1

Integration File: EVENTS.E  
Quant Time: Jul 31 09:55:49 2020  
Quant Method : Z:\HPCHEM\2\METHODS\072920DRO-ORO.M  
Quant Title : DRO-ORO 09-09-15 DRO/ORO  
QLast Update : Thu Jul 30 12:07:08 2020  
Response via : Initial Calibration  
Integrator: ChemStation 6890 Scale Mode: Large solvent peaks clipped

Volume Inj. :  
Signal Phase :  
Signal Info :





Data Path : R:\2\DATA\072920\  
 Data File : 07292037.D  
 Signal(s) : FID2B.CH  
 Acq On : 30 Jul 2020 12:43 pm  
 Operator : GCSVOC-Annie  
 Sample : 2006260-002A  
 Misc :  
 ALS Vial : 34 Sample Multiplier: 1

Integration File: EVENTS.E  
 Quant Time: Jul 31 09:56:17 2020  
 Quant Method : Z:\HPCHEM\2\METHODS\072920DRO-ORO.M  
 Quant Title : DRO-ORO 09-09-15 DRO/ORO  
 QLast Update : Thu Jul 30 12:07:08 2020  
 Response via : Initial Calibration  
 Integrator: ChemStation 6890 Scale Mode: Large solvent peaks clipped

Volume Inj. :  
 Signal Phase :  
 Signal Info :

Compound	R.T.	Response	Conc Units
-----			
System Monitoring Compounds			
4) S n-Eicosane	8.821	38311113	15.234 ug/mLm
8) S1 Squalene	11.560	52928103	23.989 ug/mL
Target Compounds			
1) H DRO C10-C20	0.000	0	N.D. ug/mL
2) H DRO C10-C25	0.000	0	N.D. ug/mL
3) H DRO C10-C28	6.850	264818841	79.018 ug/mLm
5) H1 ORO C20-C34	0.000	0	N.D. ug/mL
6) H1 ORO C25-C36	10.700	626371135	213.081 ug/mLm
7) H1 DRO C10-C36	0.000	0	N.D. ug/mL
-----			

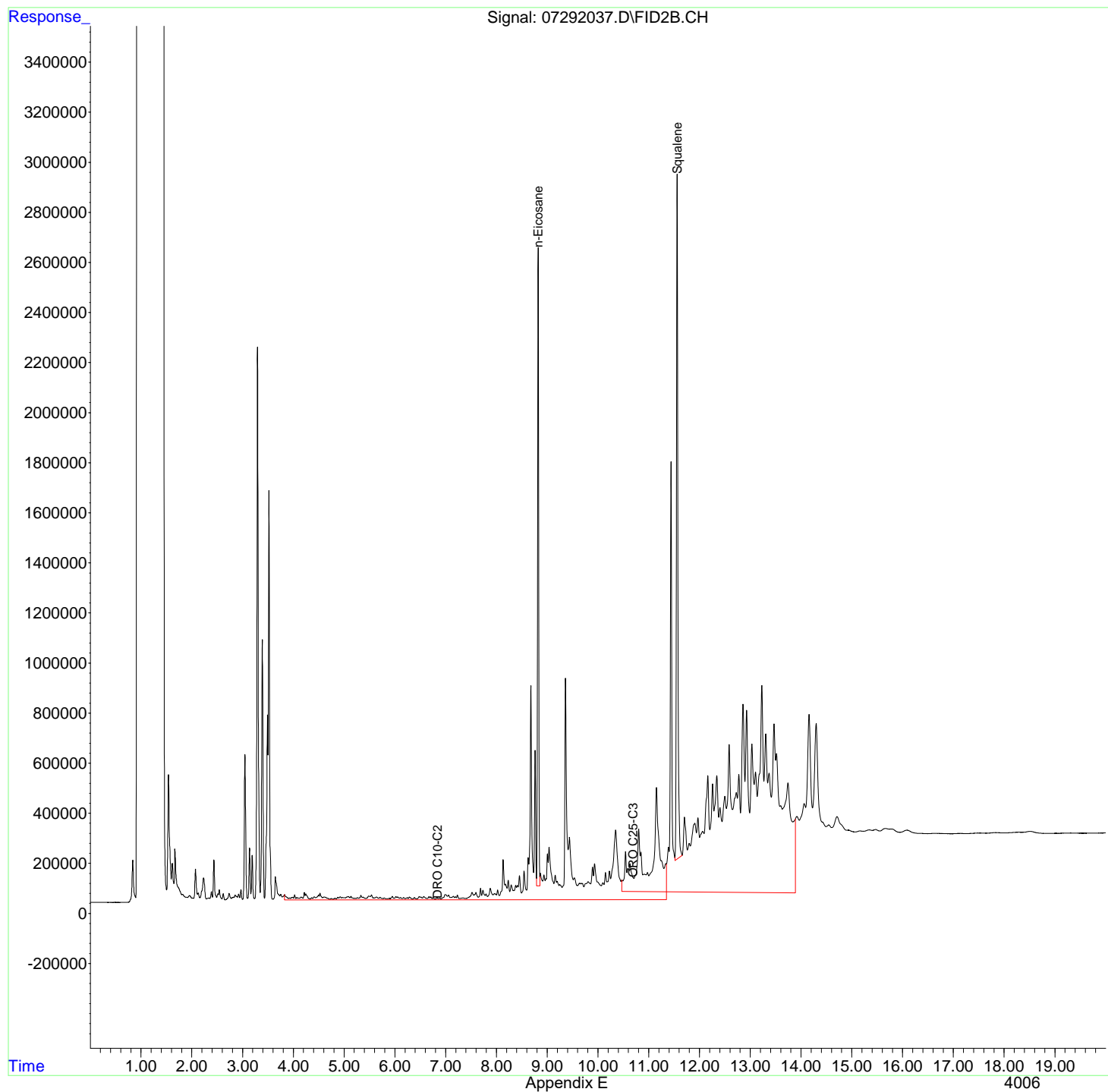
(f)=RT Delta > 1/2 Window

(m)=manual int.

Data Path : R:\2\DATA\072920\  
Data File : 07292037.D  
Signal(s) : FID2B.CH  
Acq On : 30 Jul 2020 12:43 pm  
Operator : GCSVOC-Annie  
Sample : 2006260-002A  
Misc :  
ALS Vial : 34 Sample Multiplier: 1

Integration File: EVENTS.E  
Quant Time: Jul 31 09:56:17 2020  
Quant Method : Z:\HPCHEM\2\METHODS\072920DRO-ORO.M  
Quant Title : DRO-ORO 09-09-15 DRO/ORO  
QLast Update : Thu Jul 30 12:07:08 2020  
Response via : Initial Calibration  
Integrator: ChemStation 6890 Scale Mode: Large solvent peaks clipped

Volume Inj. :  
Signal Phase :  
Signal Info :



Data Path : R:\2\DATA\072920\  
 Data File : 07292038.D  
 Signal(s) : FID2B.CH  
 Acq On : 30 Jul 2020 1:10 pm  
 Operator : GCSVOC-Annie  
 Sample : 2006260-003A  
 Misc :  
 ALS Vial : 35 Sample Multiplier: 1

Integration File: EVENTS.E  
 Quant Time: Jul 31 09:56:49 2020  
 Quant Method : Z:\HPCHEM\2\METHODS\072920DRO-ORO.M  
 Quant Title : DRO-ORO 09-09-15 DRO/ORO  
 QLast Update : Thu Jul 30 12:07:08 2020  
 Response via : Initial Calibration  
 Integrator: ChemStation 6890 Scale Mode: Large solvent peaks clipped

Volume Inj. :  
 Signal Phase :  
 Signal Info :

Compound	R.T.	Response	Conc Units
-----			
System Monitoring Compounds			
4) S n-Eicosane	8.821	36200434	14.340 ug/mLm
8) S1 Squalene	11.560	51246331	23.227 ug/mL
Target Compounds			
1) H DRO C10-C20	0.000	0	N.D. ug/mL
2) H DRO C10-C25	0.000	0	N.D. ug/mL
3) H DRO C10-C28	6.850	373418247	129.030 ug/mLm
5) H1 ORO C20-C34	0.000	0	N.D. ug/mL
6) H1 ORO C25-C36	10.700	838401623	355.971 ug/mLm
7) H1 DRO C10-C36	0.000	0	N.D. ug/mL
-----			

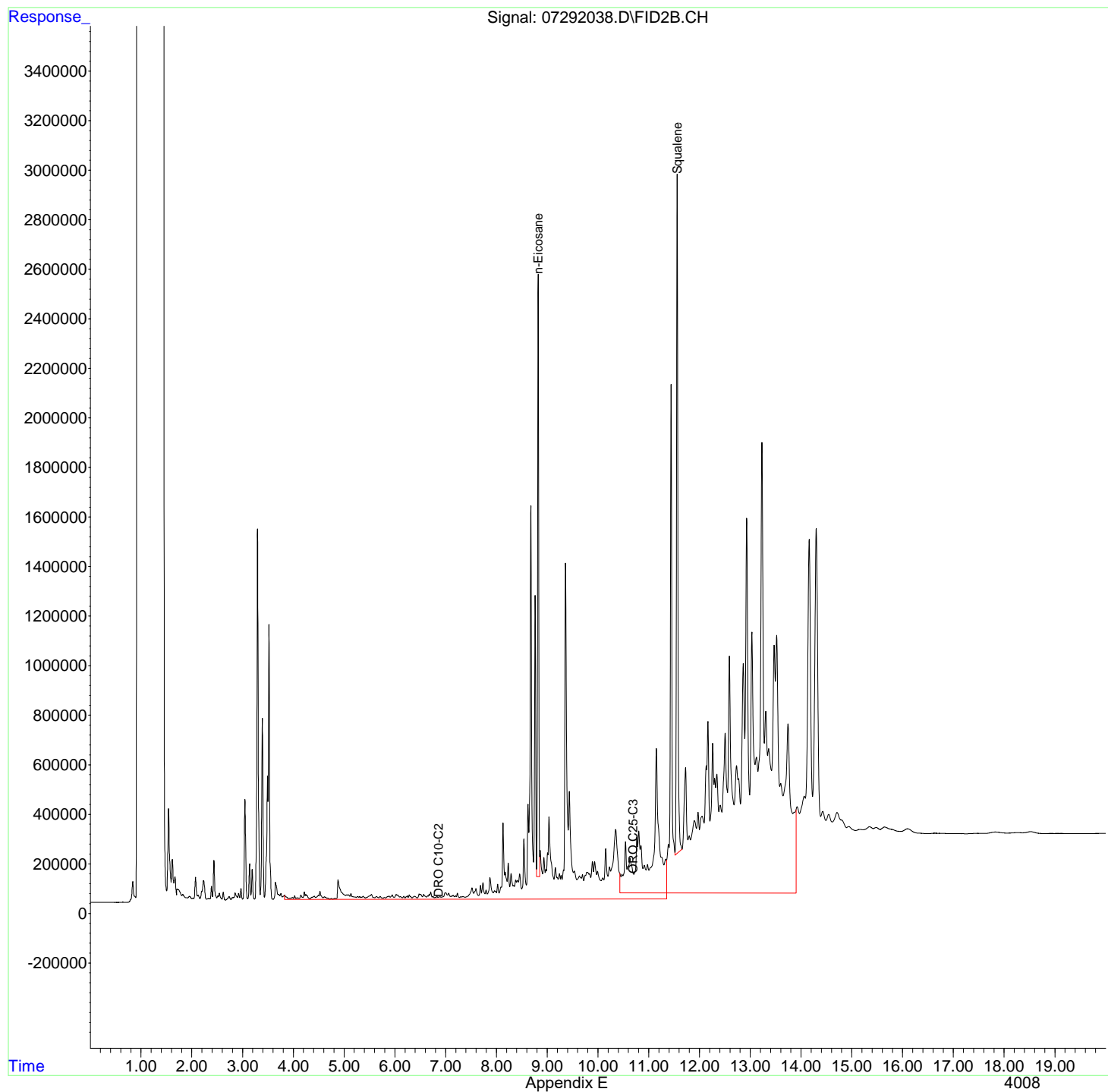
(f)=RT Delta > 1/2 Window

(m)=manual int.

Data Path : R:\2\DATA\072920\  
Data File : 07292038.D  
Signal(s) : FID2B.CH  
Acq On : 30 Jul 2020 1:10 pm  
Operator : GCSVOC-Annie  
Sample : 2006260-003A  
Misc :  
ALS Vial : 35 Sample Multiplier: 1

Integration File: EVENTS.E  
Quant Time: Jul 31 09:56:49 2020  
Quant Method : Z:\HPCHEM\2\METHODS\072920DRO-ORO.M  
Quant Title : DRO-ORO 09-09-15 DRO/ORO  
QLast Update : Thu Jul 30 12:07:08 2020  
Response via : Initial Calibration  
Integrator: ChemStation 6890 Scale Mode: Large solvent peaks clipped

Volume Inj. :  
Signal Phase :  
Signal Info :



Data Path : R:\2\DATA\072920\  
 Data File : 07292039.D  
 Signal(s) : FID2B.CH  
 Acq On : 30 Jul 2020 1:38 pm  
 Operator : GCSVOC-Annie  
 Sample : 2006260-004A  
 Misc :  
 ALS Vial : 36 Sample Multiplier: 1

Integration File: EVENTS.E  
 Quant Time: Jul 31 09:57:16 2020  
 Quant Method : Z:\HPCHEM\2\METHODS\072920DRO-ORO.M  
 Quant Title : DRO-ORO 09-09-15 DRO/ORO  
 QLast Update : Thu Jul 30 12:07:08 2020  
 Response via : Initial Calibration  
 Integrator: ChemStation 6890 Scale Mode: Large solvent peaks clipped

Volume Inj. :  
 Signal Phase :  
 Signal Info :

Compound	R.T.	Response	Conc Units
-----			
System Monitoring Compounds			
4) S n-Eicosane	8.821	37978867	15.093 ug/mLm
8) S1 Squalene	11.559	50389550	22.838 ug/mLm
Target Compounds			
1) H DRO C10-C20	0.000	0	N.D. ug/mL
2) H DRO C10-C25	0.000	0	N.D. ug/mL
3) H DRO C10-C28	6.850	373954825	129.277 ug/mLm
5) H1 ORO C20-C34	0.000	0	N.D. ug/mL
6) H1 ORO C25-C36	10.700	821407431	344.518 ug/mLm
7) H1 DRO C10-C36	0.000	0	N.D. ug/mL
-----			

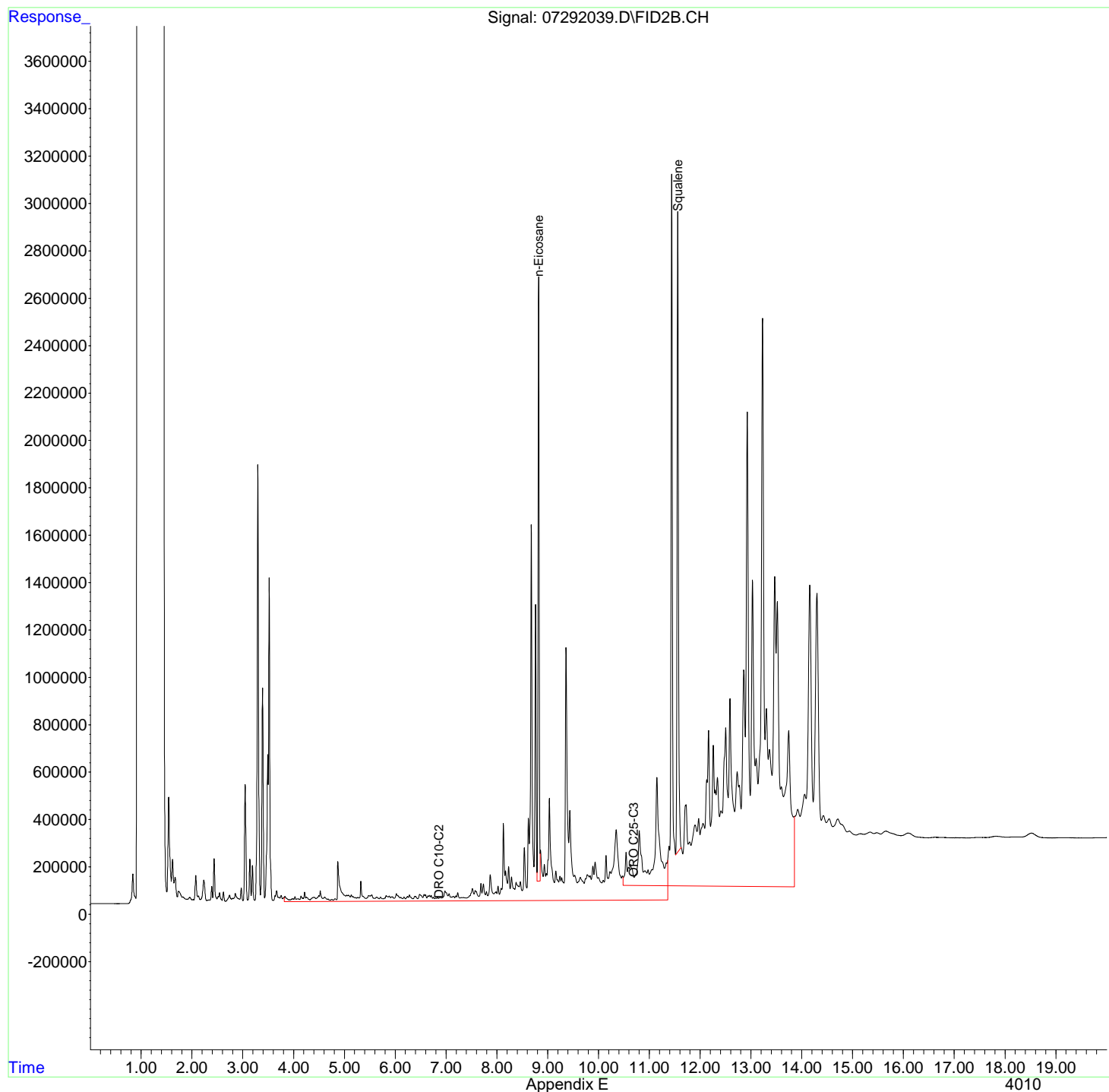
(f)=RT Delta > 1/2 Window

(m)=manual int.

Data Path : R:\2\DATA\072920\  
Data File : 07292039.D  
Signal(s) : FID2B.CH  
Acq On : 30 Jul 2020 1:38 pm  
Operator : GCSVOC-Annie  
Sample : 2006260-004A  
Misc :  
ALS Vial : 36 Sample Multiplier: 1

Integration File: EVENTS.E  
Quant Time: Jul 31 09:57:16 2020  
Quant Method : Z:\HPCHEM\2\METHODS\072920DRO-ORO.M  
Quant Title : DRO-ORO 09-09-15 DRO/ORO  
QLast Update : Thu Jul 30 12:07:08 2020  
Response via : Initial Calibration  
Integrator: ChemStation 6890 Scale Mode: Large solvent peaks clipped

Volume Inj. :  
Signal Phase :  
Signal Info :



Data Path : R:\2\DATA\072920\  
 Data File : 07292040.D  
 Signal(s) : FID2B.CH  
 Acq On : 30 Jul 2020 2:05 pm  
 Operator : GCSVOC-Annie  
 Sample : 2006260-005A  
 Misc :  
 ALS Vial : 37 Sample Multiplier: 1

Integration File: EVENTS.E  
 Quant Time: Jul 31 09:57:49 2020  
 Quant Method : Z:\HPCHEM\2\METHODS\072920DRO-ORO.M  
 Quant Title : DRO-ORO 09-09-15 DRO/ORO  
 QLast Update : Thu Jul 30 12:07:08 2020  
 Response via : Initial Calibration  
 Integrator: ChemStation 6890 Scale Mode: Large solvent peaks clipped

Volume Inj. :  
 Signal Phase :  
 Signal Info :

Compound	R.T.	Response	Conc Units
-----			
System Monitoring Compounds			
4) S n-Eicosane	8.820	38716953	15.406 ug/mLm
8) S1 Squalene	11.559	47164057	21.377 ug/mLm
Target Compounds			
1) H DRO C10-C20	0.000	0	N.D. ug/mL
2) H DRO C10-C25	0.000	0	N.D. ug/mL
3) H DRO C10-C28	6.850	247300787	70.951 ug/mLm
5) H1 ORO C20-C34	0.000	0	N.D. ug/mL
6) H1 ORO C25-C36	10.700	612572950	203.782 ug/mLm
7) H1 DRO C10-C36	0.000	0	N.D. ug/mL
-----			

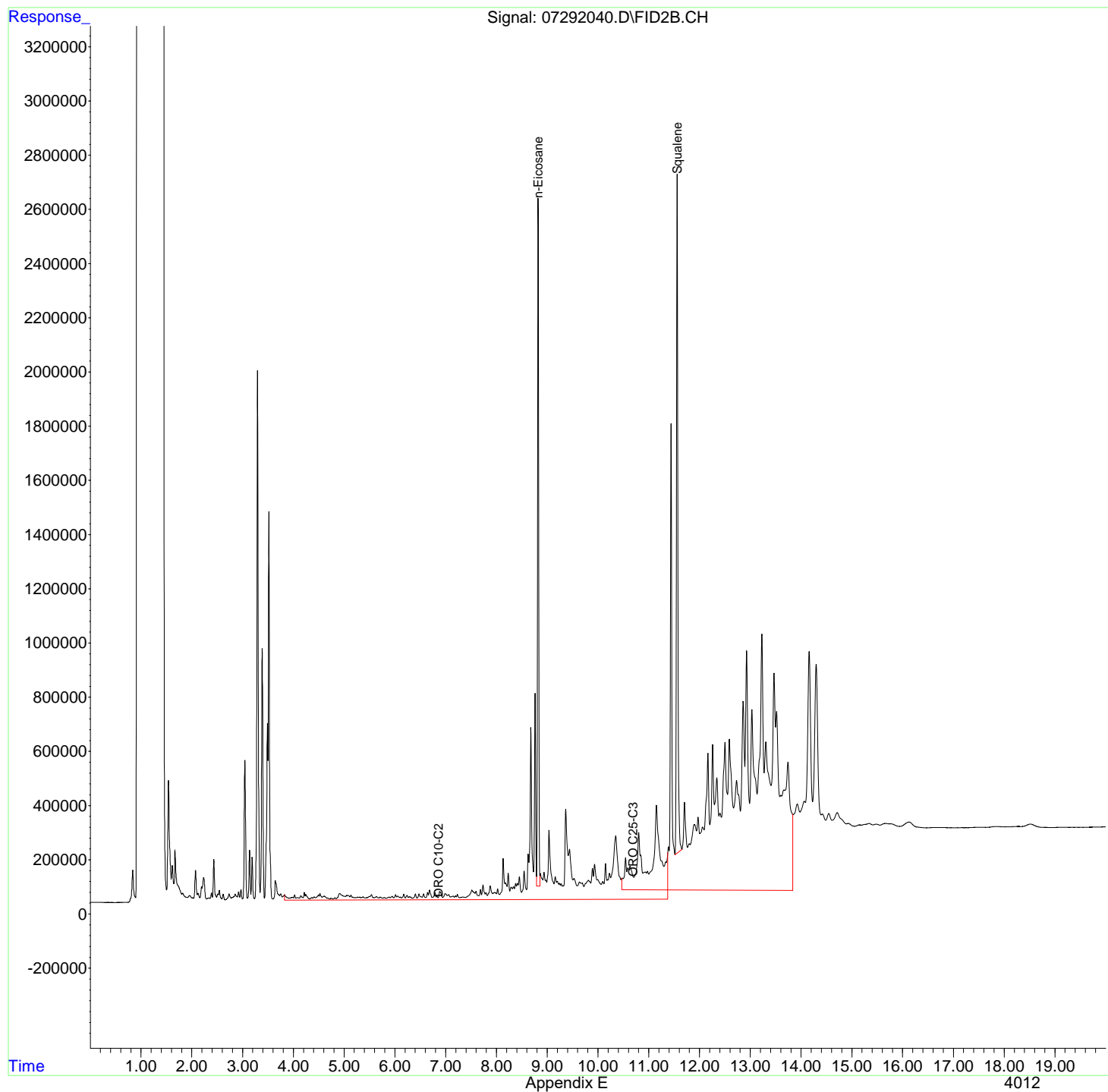
(f)=RT Delta > 1/2 Window

(m)=manual int.

Data Path : R:\2\DATA\072920\  
Data File : 07292040.D  
Signal(s) : FID2B.CH  
Acq On : 30 Jul 2020 2:05 pm  
Operator : GCSVOC-Annie  
Sample : 2006260-005A  
Misc :  
ALS Vial : 37 Sample Multiplier: 1

Integration File: EVENTS.E  
Quant Time: Jul 31 09:57:49 2020  
Quant Method : Z:\HPCHEM\2\METHODS\072920DRO-ORO.M  
Quant Title : DRO-ORO 09-09-15 DRO/ORO  
QLast Update : Thu Jul 30 12:07:08 2020  
Response via : Initial Calibration  
Integrator: ChemStation 6890 Scale Mode: Large solvent peaks clipped

Volume Inj. :  
Signal Phase :  
Signal Info :





Data Path : R:\2\DATA\072920\  
 Data File : 07292041.D  
 Signal(s) : FID2B.CH  
 Acq On : 30 Jul 2020 2:32 pm  
 Operator : GCSVOC-Annie  
 Sample : 2006260-006A  
 Misc :  
 ALS Vial : 38 Sample Multiplier: 1

Integration File: EVENTS.E  
 Quant Time: Jul 31 09:58:09 2020  
 Quant Method : Z:\HPCHEM\2\METHODS\072920DRO-ORO.M  
 Quant Title : DRO-ORO 09-09-15 DRO/ORO  
 QLast Update : Thu Jul 30 12:07:08 2020  
 Response via : Initial Calibration  
 Integrator: ChemStation 6890 Scale Mode: Large solvent peaks clipped

Volume Inj. :  
 Signal Phase :  
 Signal Info :

Compound	R.T.	Response	Conc Units
-----			
System Monitoring Compounds			
4) S n-Eicosane	8.822	47217973	19.009 ug/mLm
8) S1 Squalene	11.561	49385223	22.383 ug/mLm
Target Compounds			
1) H DRO C10-C20	0.000	0	N.D. ug/mL
2) H DRO C10-C25	0.000	0	N.D. ug/mL
3) H DRO C10-C28	6.850	362856238	124.166 ug/mLm
5) H1 ORO C20-C34	0.000	0	N.D. ug/mL
6) H1 ORO C25-C36	10.700	719880380	276.098 ug/mLm
7) H1 DRO C10-C36	0.000	0	N.D. ug/mL
-----			

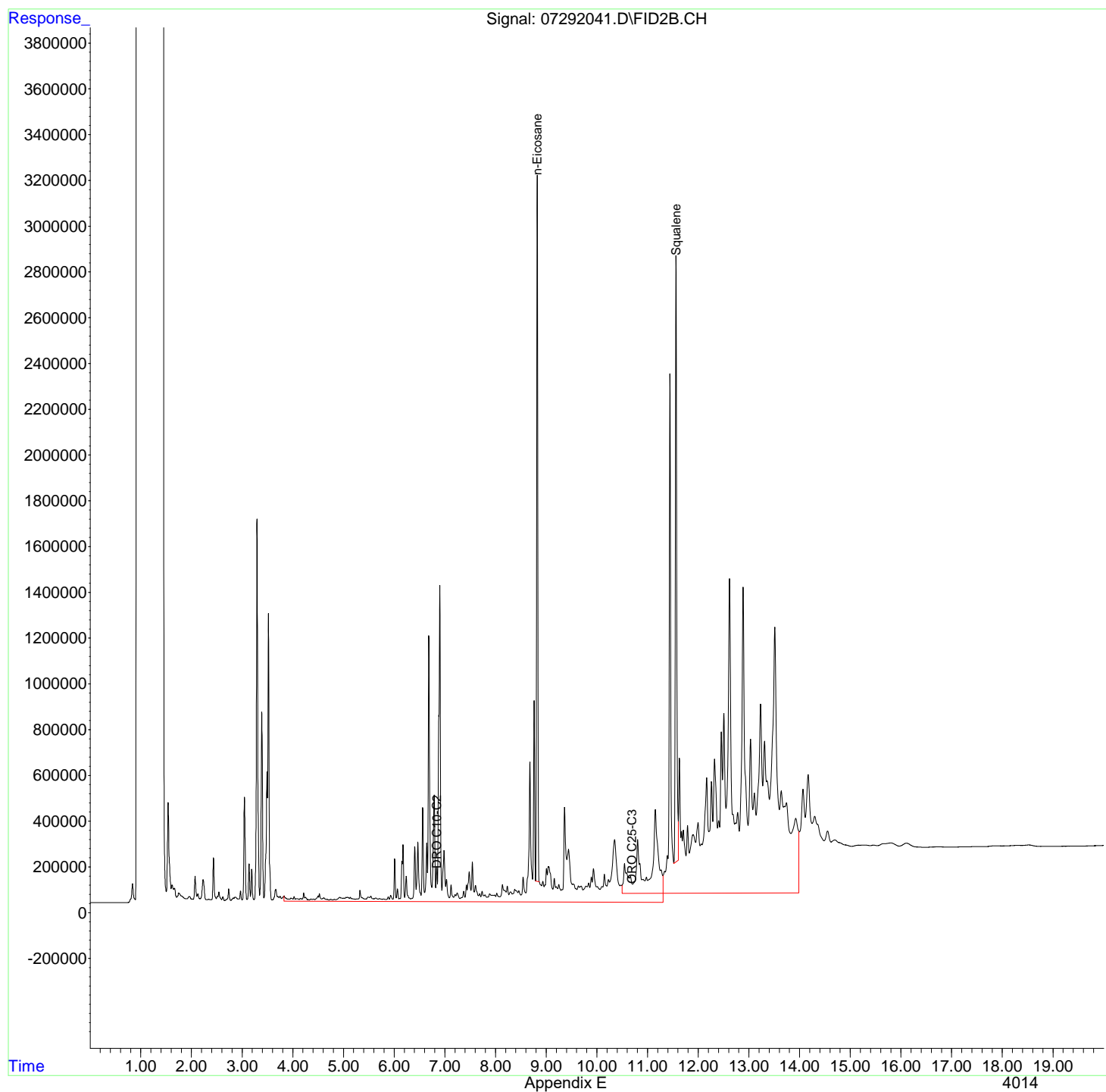
(f)=RT Delta > 1/2 Window

(m)=manual int.

Data Path : R:\2\DATA\072920\  
Data File : 07292041.D  
Signal(s) : FID2B.CH  
Acq On : 30 Jul 2020 2:32 pm  
Operator : GCSVOC-Annie  
Sample : 2006260-006A  
Misc :  
ALS Vial : 38 Sample Multiplier: 1

Integration File: EVENTS.E  
Quant Time: Jul 31 09:58:09 2020  
Quant Method : Z:\HPCHEM\2\METHODS\072920DRO-ORO.M  
Quant Title : DRO-ORO 09-09-15 DRO/ORO  
QLast Update : Thu Jul 30 12:07:08 2020  
Response via : Initial Calibration  
Integrator: ChemStation 6890 Scale Mode: Large solvent peaks clipped

Volume Inj. :  
Signal Phase :  
Signal Info :



Data Path : R:\2\DATA\072920\  
 Data File : 07292042.D  
 Signal(s) : FID2B.CH  
 Acq On : 30 Jul 2020 3:00 pm  
 Operator : GCSVOC-Annie  
 Sample : 2006260-007A  
 Misc :  
 ALS Vial : 39 Sample Multiplier: 1

Integration File: EVENTS.E  
 Quant Time: Jul 31 09:58:55 2020  
 Quant Method : Z:\HPCHEM\2\METHODS\072920DRO-ORO.M  
 Quant Title : DRO-ORO 09-09-15 DRO/ORO  
 QLast Update : Thu Jul 30 12:07:08 2020  
 Response via : Initial Calibration  
 Integrator: ChemStation 6890 Scale Mode: Large solvent peaks clipped

Volume Inj. :  
 Signal Phase :  
 Signal Info :

Compound	R.T.	Response	Conc Units
-----			
System Monitoring Compounds			
4) S n-Eicosane	8.821	38296749	15.228 ug/mLm
8) S1 Squalene	11.559	45454330	20.602 ug/mLm
Target Compounds			
1) H DRO C10-C20	0.000	0	N.D. ug/mL
2) H DRO C10-C25	0.000	0	N.D. ug/mL
3) H DRO C10-C28	6.850	238979232	67.119 ug/mLm
5) H1 ORO C20-C34	0.000	0	N.D. ug/mL
6) H1 ORO C25-C36	10.700	596231737	192.770 ug/mLm
7) H1 DRO C10-C36	0.000	0	N.D. ug/mL
-----			

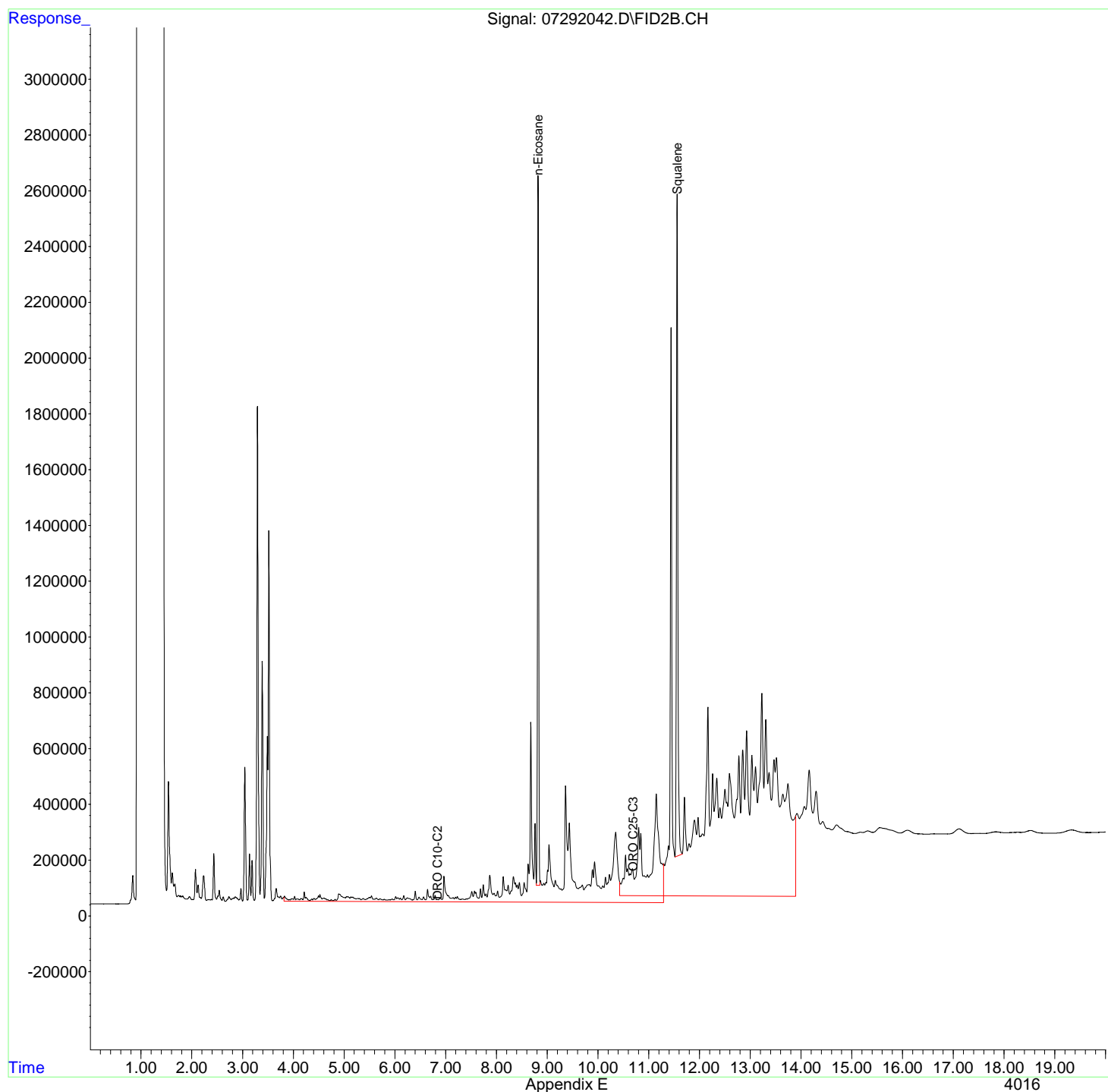
(f)=RT Delta > 1/2 Window

(m)=manual int.

Data Path : R:\2\DATA\072920\  
Data File : 07292042.D  
Signal(s) : FID2B.CH  
Acq On : 30 Jul 2020 3:00 pm  
Operator : GCSVOC-Annie  
Sample : 2006260-007A  
Misc :  
ALS Vial : 39 Sample Multiplier: 1

Integration File: EVENTS.E  
Quant Time: Jul 31 09:58:55 2020  
Quant Method : Z:\HPCHEM\2\METHODS\072920DRO-ORO.M  
Quant Title : DRO-ORO 09-09-15 DRO/ORO  
QLast Update : Thu Jul 30 12:07:08 2020  
Response via : Initial Calibration  
Integrator: ChemStation 6890 Scale Mode: Large solvent peaks clipped

Volume Inj. :  
Signal Phase :  
Signal Info :



Data Path : R:\2\DATA\072920\  
 Data File : 07292043.D  
 Signal(s) : FID2B.CH  
 Acq On : 30 Jul 2020 3:27 pm  
 Operator : GCSVOC-Annie  
 Sample : 2006260-008A  
 Misc :  
 ALS Vial : 40 Sample Multiplier: 1

Integration File: EVENTS.E  
 Quant Time: Jul 31 09:59:30 2020  
 Quant Method : Z:\HPCHEM\2\METHODS\072920DRO-ORO.M  
 Quant Title : DRO-ORO 09-09-15 DRO/ORO  
 QLast Update : Thu Jul 30 12:07:08 2020  
 Response via : Initial Calibration  
 Integrator: ChemStation 6890 Scale Mode: Large solvent peaks clipped

Volume Inj. :  
 Signal Phase :  
 Signal Info :

Compound	R.T.	Response	Conc Units
-----			
System Monitoring Compounds			
4) S n-Eicosane	8.819	39176494	15.601 ug/mLm
8) S1 Squalene	11.559	50692402	22.976 ug/mLm
Target Compounds			
1) H DRO C10-C20	0.000	0	N.D. ug/mL
2) H DRO C10-C25	0.000	0	N.D. ug/mL
3) H DRO C10-C28	6.850	284403998	88.038 ug/mLm
5) H1 ORO C20-C34	0.000	0	N.D. ug/mL
6) H1 ORO C25-C36	10.700	694747344	259.160 ug/mLm
7) H1 DRO C10-C36	0.000	0	N.D. ug/mL
-----			

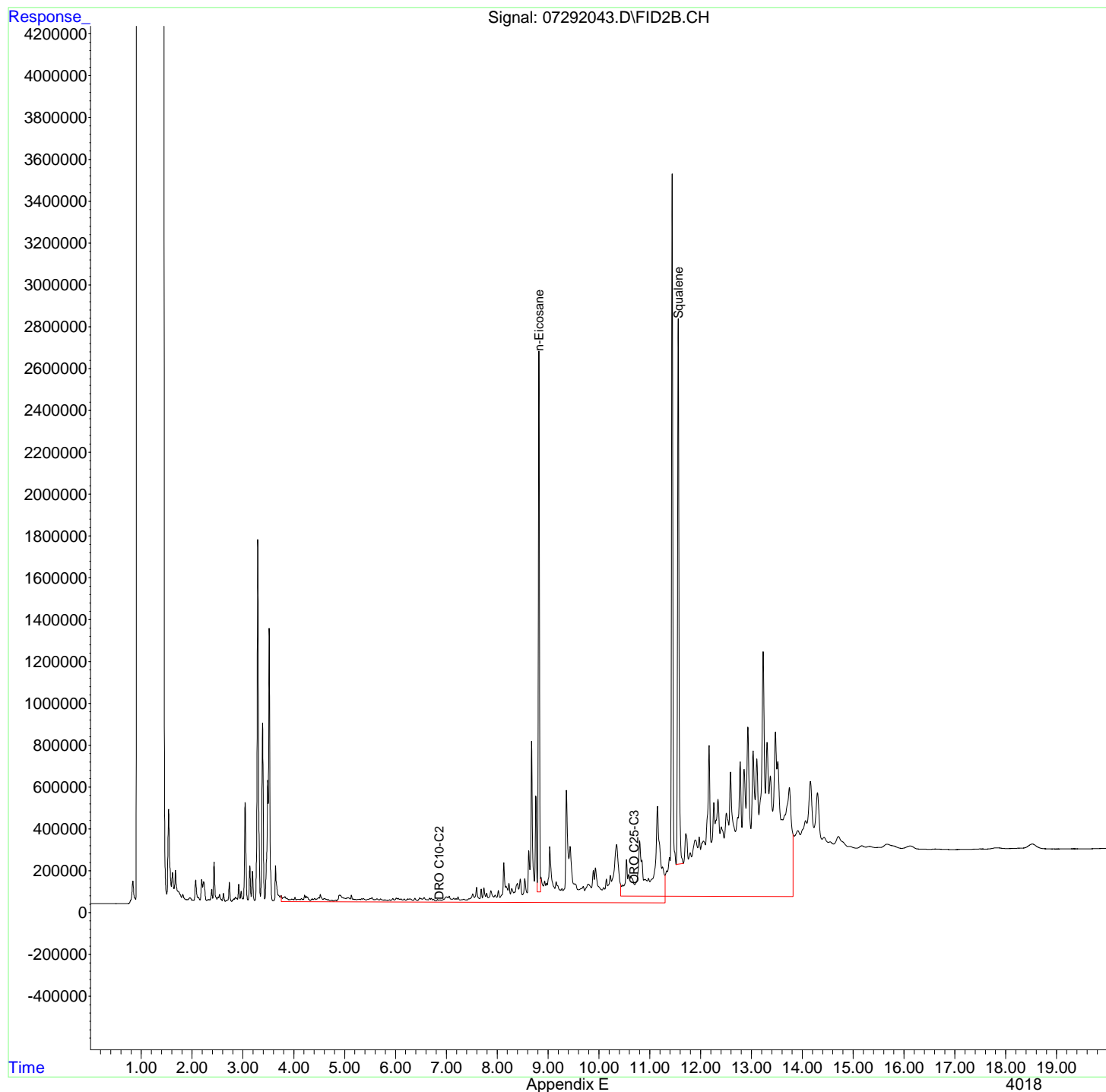
(f)=RT Delta > 1/2 Window

(m)=manual int.

Data Path : R:\2\DATA\072920\  
Data File : 07292043.D  
Signal(s) : FID2B.CH  
Acq On : 30 Jul 2020 3:27 pm  
Operator : GCSVOC-Annie  
Sample : 2006260-008A  
Misc :  
ALS Vial : 40 Sample Multiplier: 1

Integration File: EVENTS.E  
Quant Time: Jul 31 09:59:30 2020  
Quant Method : Z:\HPCHEM\2\METHODS\072920DRO-ORO.M  
Quant Title : DRO-ORO 09-09-15 DRO/ORO  
QLast Update : Thu Jul 30 12:07:08 2020  
Response via : Initial Calibration  
Integrator: ChemStation 6890 Scale Mode: Large solvent peaks clipped

Volume Inj. :  
Signal Phase :  
Signal Info :



Data Path : R:\2\DATA\072920\  
 Data File : 07292044.D  
 Signal(s) : FID2B.CH  
 Acq On : 30 Jul 2020 3:54 pm  
 Operator : GCSVOC-Annie  
 Sample : 2006262-011A  
 Misc :  
 ALS Vial : 41 Sample Multiplier: 1

Integration File: EVENTS.E  
 Quant Time: Jul 31 10:00:12 2020  
 Quant Method : Z:\HPCHEM\2\METHODS\072920DRO-ORO.M  
 Quant Title : DRO-ORO 09-09-15 DRO/ORO  
 QLast Update : Thu Jul 30 12:07:08 2020  
 Response via : Initial Calibration  
 Integrator: ChemStation 6890 Scale Mode: Large solvent peaks clipped

Volume Inj. :  
 Signal Phase :  
 Signal Info :

Compound	R.T.	Response	Conc	Units
-----				
System Monitoring Compounds				
4) S n-Eicosane	8.820	38865773	15.469	ug/mL
8) S1 Squalene	11.560	46055100	20.874	ug/mL
Target Compounds				
1) H DRO C10-C20	0.000	0	N.D.	ug/mL
2) H DRO C10-C25	0.000	0	N.D.	ug/mL
3) H DRO C10-C28	0.000	0	N.D.	ug/mL
5) H1 ORO C20-C34	0.000	0	N.D.	ug/mL
6) H1 ORO C25-C36	0.000	0	N.D.	ug/mL
7) H1 DRO C10-C36	0.000	0	N.D.	ug/mL
-----				

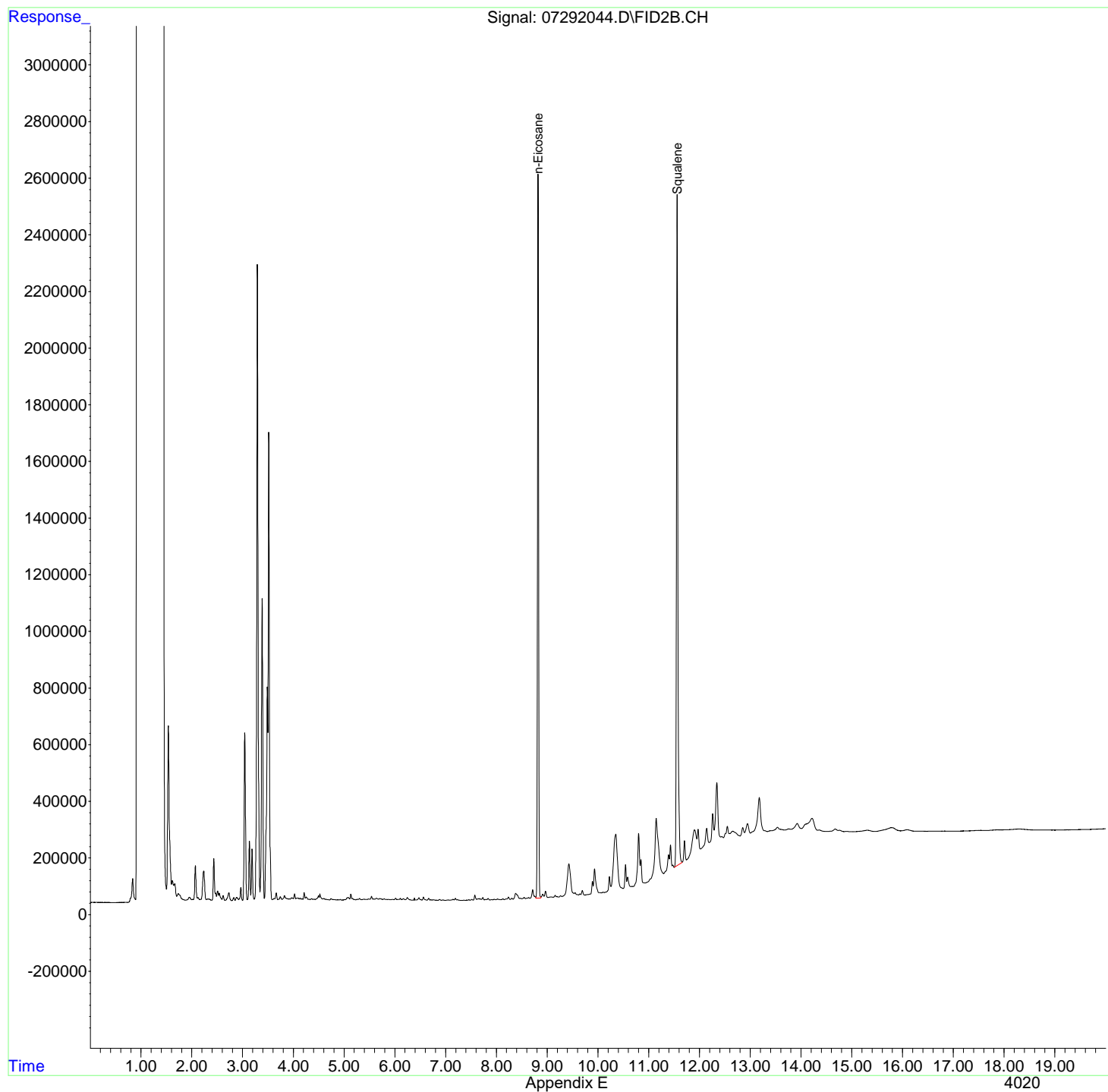
(f)=RT Delta > 1/2 Window

(m)=manual int.

Data Path : R:\2\DATA\072920\  
Data File : 07292044.D  
Signal(s) : FID2B.CH  
Acq On : 30 Jul 2020 3:54 pm  
Operator : GCSVOC-Annie  
Sample : 2006262-011A  
Misc :  
ALS Vial : 41 Sample Multiplier: 1

Integration File: EVENTS.E  
Quant Time: Jul 31 10:00:12 2020  
Quant Method : Z:\HPCHEM\2\METHODS\072920DRO-ORO.M  
Quant Title : DRO-ORO 09-09-15 DRO/ORO  
QLast Update : Thu Jul 30 12:07:08 2020  
Response via : Initial Calibration  
Integrator: ChemStation 6890 Scale Mode: Large solvent peaks clipped

Volume Inj. :  
Signal Phase :  
Signal Info :





Data Path : R:\2\DATA\072920\  
 Data File : 07292045.D  
 Signal(s) : FID2B.CH  
 Acq On : 30 Jul 2020 4:22 pm  
 Operator : GCSVOC-Annie  
 Sample : CCB-072920-1  
 Misc :  
 ALS Vial : 2 Sample Multiplier: 1

Integration File: EVENTS.E  
 Quant Time: Jul 31 00:29:30 2020  
 Quant Method : Z:\HPCHEM\2\METHODS\072920DRO-ORO.M  
 Quant Title : DRO-ORO 09-09-15 DRO/ORO  
 QLast Update : Thu Jul 30 12:07:08 2020  
 Response via : Initial Calibration  
 Integrator: ChemStation 6890 Scale Mode: Large solvent peaks clipped

Volume Inj. :  
 Signal Phase :  
 Signal Info :

Compound	R.T.	Response	Conc	Units
-----				
System Monitoring Compounds				
4) S n-Eicosane	8.818	35546551	14.062	ug/mLm
8) S1 Squalene	11.558	30491229	13.820	ug/mLm
Target Compounds				
1) H DRO C10-C20	0.000	0	N.D.	ug/mL
2) H DRO C10-C25	0.000	0	N.D.	ug/mL
3) H DRO C10-C28	0.000	0	N.D.	ug/mL
5) H1 ORO C20-C34	0.000	0	N.D.	ug/mL
6) H1 ORO C25-C36	0.000	0	N.D.	ug/mL
7) H1 DRO C10-C36	0.000	0	N.D.	ug/mL
-----				

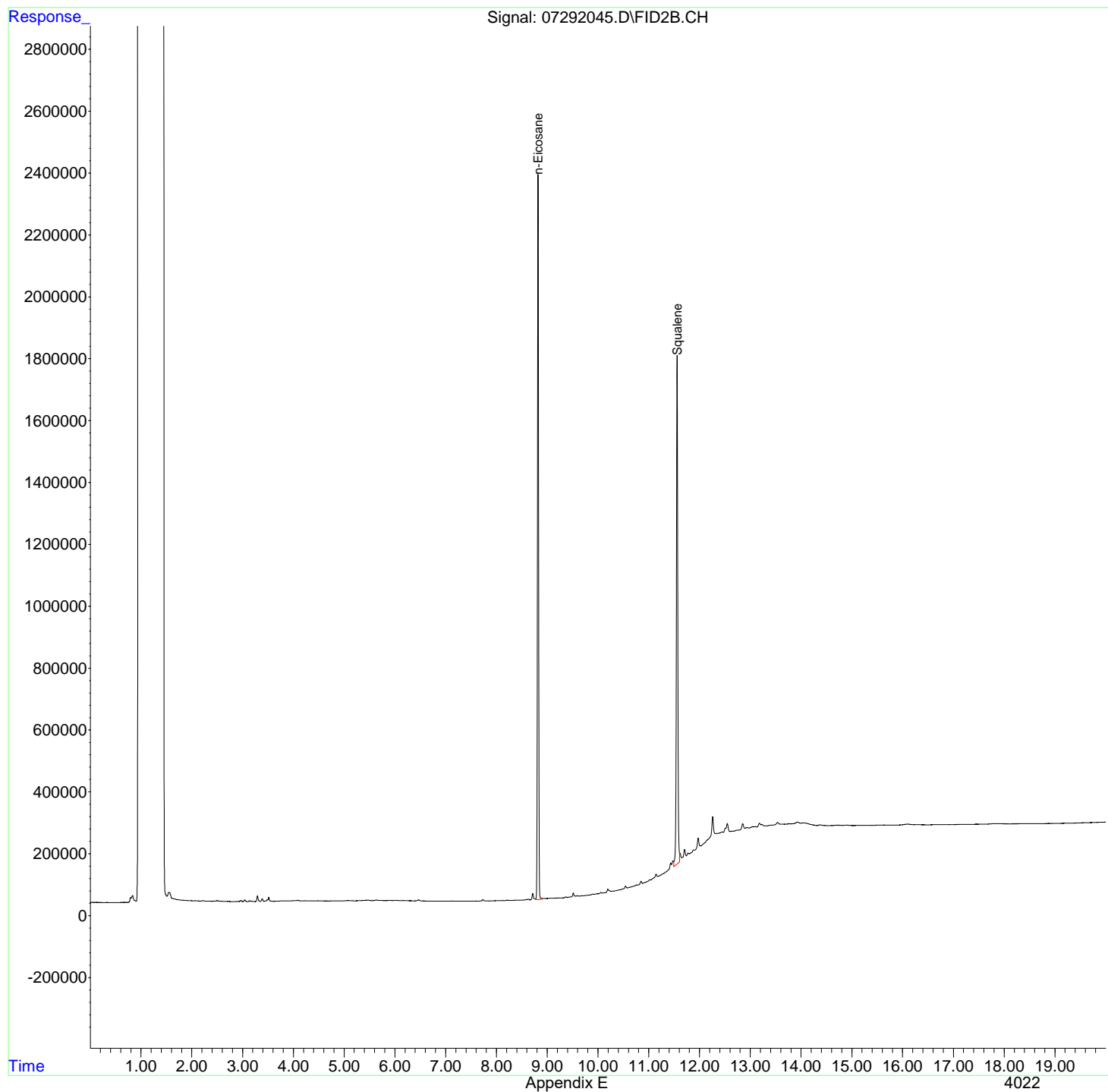
(f)=RT Delta > 1/2 Window

(m)=manual int.

Data Path : R:\2\DATA\072920\  
Data File : 07292045.D  
Signal(s) : FID2B.CH  
Acq On : 30 Jul 2020 4:22 pm  
Operator : GCSVOC-Annie  
Sample : CCB-072920-1  
Misc :  
ALS Vial : 2 Sample Multiplier: 1

Integration File: EVENTS.E  
Quant Time: Jul 31 00:29:30 2020  
Quant Method : Z:\HPCHEM\2\METHODS\072920DRO-ORO.M  
Quant Title : DRO-ORO 09-09-15 DRO/ORO  
QLast Update : Thu Jul 30 12:07:08 2020  
Response via : Initial Calibration  
Integrator: ChemStation 6890 Scale Mode: Large solvent peaks clipped

Volume Inj. :  
Signal Phase :  
Signal Info :



Data Path : R:\2\DATA\072920\  
 Data File : 07292046.D  
 Signal(s) : FID2B.CH  
 Acq On : 30 Jul 2020 4:49 pm  
 Operator : GCSVOC-Annie  
 Sample : CCV-DRO-072920-1  
 Misc :  
 ALS Vial : 6 Sample Multiplier: 1

Integration File: EVENTS.E  
 Quant Time: Jul 31 10:03:22 2020  
 Quant Method : Z:\HPCHEM\2\METHODS\072920DRO-ORO.M  
 Quant Title : DRO-ORO 09-09-15 DRO/ORO  
 QLast Update : Fri Jul 31 08:54:20 2020  
 Response via : Initial Calibration  
 Integrator: ChemStation 6890 Scale Mode: Large solvent peaks clipped

Volume Inj. :  
 Signal Phase :  
 Signal Info :

Min. RRF : 0.000 Min. Rel. Area : 50% Max. R.T. Dev 0.50min  
 Max. RRF Dev : 15% Max. Rel. Area : 150%

	Compound	Amount	Calc.	%Dev	Area%	Dev (Min)
1 H	DRO C10-C20	1000.000	997.002	0.3	0	0.00
2 H	DRO C10-C25	1000.000	978.656	2.1	0	0.00
3 H	DRO C10-C28	1000.000	966.901	3.3	0	0.00
5 H1	ORO C20-C34	1000.000	-161.105	116.1#	0	-9.23#
6 H1	ORO C25-C36	1000.000	-208.900	120.9#	0	-10.70#
7 H1	DRO C10-C36	1000.000	1028.262	-2.8	0	0.00
8 S1	Squalene	20.000	20.281	-1.4	0	0.00

Evaluate Continuing Calibration Report - Not Finds

4 S	n-Eicosane	10.000	0.000	100.0#	0	-8.83#
-----	------------	--------	-------	--------	---	--------

(#) = Out of Range

SPCC's out = 0 CCC's out = 0

Data Path : R:\2\DATA\072920\  
 Data File : 07292046.D  
 Signal(s) : FID2B.CH  
 Acq On : 30 Jul 2020 4:49 pm  
 Operator : GCSVOC-Annie  
 Sample : CCV-DRO-072920-1  
 Misc :  
 ALS Vial : 6 Sample Multiplier: 1

Integration File: EVENTS.E  
 Quant Time: Jul 31 10:03:22 2020  
 Quant Method : Z:\HPCHEM\2\METHODS\072920DRO-ORO.M  
 Quant Title : DRO-ORO 09-09-15 DRO/ORO  
 QLast Update : Fri Jul 31 08:54:20 2020  
 Response via : Initial Calibration  
 Integrator: ChemStation 6890 Scale Mode: Large solvent peaks clipped

Volume Inj. :  
 Signal Phase :  
 Signal Info :

Compound	R.T.	Response	Conc	Units
-----				
System Monitoring Compounds				
4) S n-Eicosane	0.000	0	N.D.	ug/mL
8) S1 Squalene	11.560	41179793	20.281	ug/mLm
Target Compounds				
1) H DRO C10-C20	5.050	1987919663	997.002	ug/mLm
2) H DRO C10-C25	5.150	2214927519	978.656	ug/mLm
3) H DRO C10-C28	6.850	2192849224	966.901	ug/mLm
5) H1 ORO C20-C34	0.000	0	N.D.	ug/mL
6) H1 ORO C25-C36	0.000	0	N.D.	ug/mL
7) H1 DRO C10-C36	8.400	2571202011	1028.262	ug/mLm
-----				

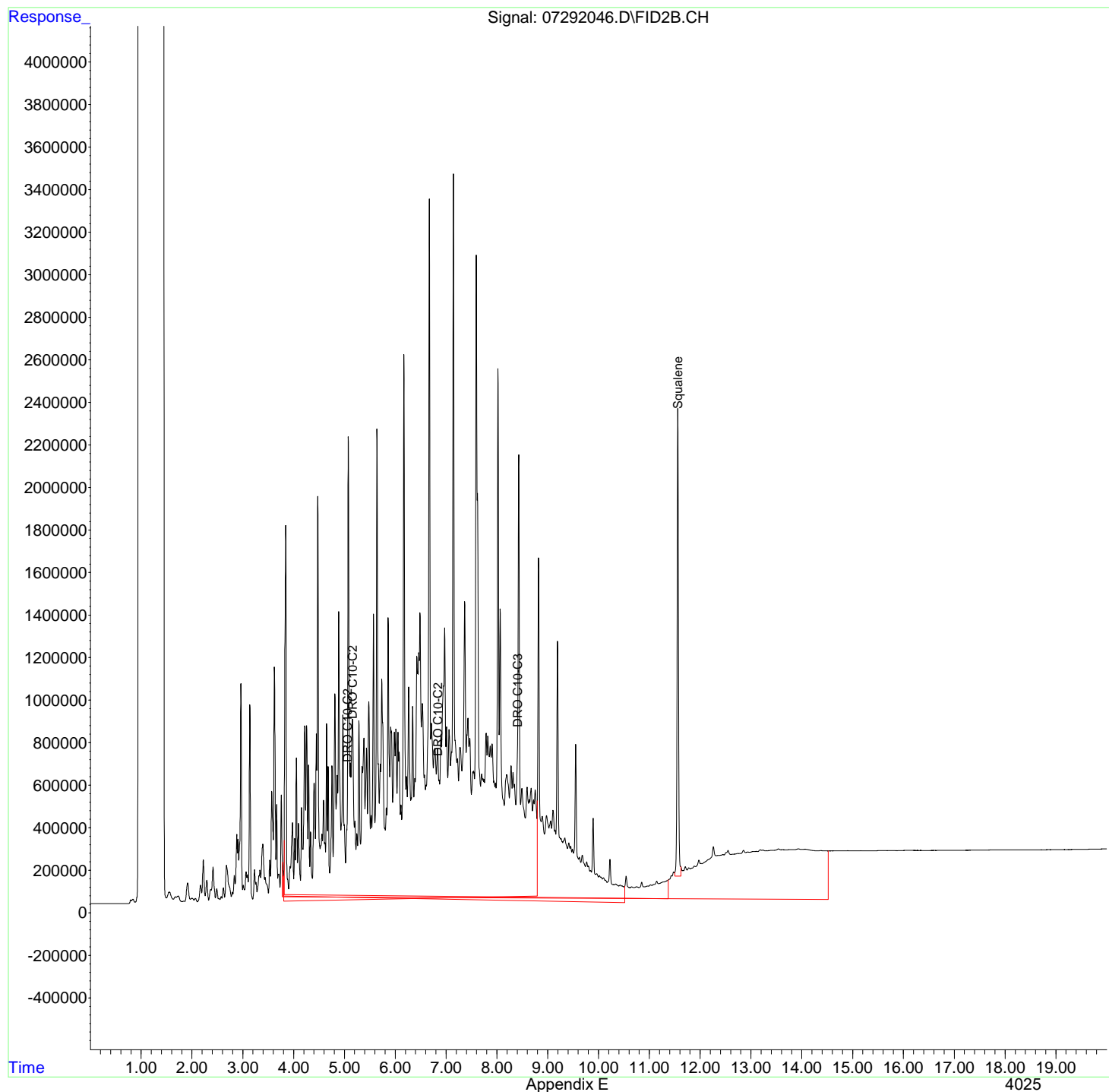
(f)=RT Delta > 1/2 Window

(m)=manual int.

Data Path : R:\2\DATA\072920\  
Data File : 07292046.D  
Signal(s) : FID2B.CH  
Acq On : 30 Jul 2020 4:49 pm  
Operator : GCSVOC-Annie  
Sample : CCV-DRO-072920-1  
Misc :  
ALS Vial : 6 Sample Multiplier: 1

Integration File: EVENTS.E  
Quant Time: Jul 31 10:03:22 2020  
Quant Method : Z:\HPCHEM\2\METHODS\072920DRO-ORO.M  
Quant Title : DRO-ORO 09-09-15 DRO/ORO  
QLast Update : Fri Jul 31 08:54:20 2020  
Response via : Initial Calibration  
Integrator: ChemStation 6890 Scale Mode: Large solvent peaks clipped

Volume Inj. :  
Signal Phase :  
Signal Info :



Data Path : R:\2\DATA\072920\  
 Data File : 07292047.D  
 Signal(s) : FID2B.CH  
 Acq On : 30 Jul 2020 5:16 pm  
 Operator : GCSVOC-Annie  
 Sample : CCV-ORO-072920-1  
 Misc :  
 ALS Vial : 12 Sample Multiplier: 1

Integration File: EVENTS.E  
 Quant Time: Jul 31 10:04:04 2020  
 Quant Method : Z:\HPCHEM\2\METHODS\072920DRO-ORO.M  
 Quant Title : DRO-ORO 09-09-15 DRO/ORO  
 QLast Update : Thu Jul 30 12:07:08 2020  
 Response via : Initial Calibration  
 Integrator: ChemStation 6890 Scale Mode: Large solvent peaks clipped

Volume Inj. :  
 Signal Phase :  
 Signal Info :

Min. RRF : 0.000 Min. Rel. Area : 50% Max. R.T. Dev 0.50min  
 Max. RRF Dev : 15% Max. Rel. Area : 150%

	Compound	Amount	Calc.	%Dev	Area%	Dev (Min)
4 S	n-Eicosane	10.000	9.264	7.4	0	0.00
5 H1	ORO C20-C34	1000.000	924.066	7.6	0	0.00
6 H1	ORO C25-C36	1000.000	833.738	16.6#	0	0.00
7 H1	DRO C10-C36	1000.000	-144.251	114.4#	0	-8.40#

Evaluate Continuing Calibration Report - Not Finds

1 H	DRO C10-C20	1000.000	0.000	100.0#	0	-5.05#
2 H	DRO C10-C25	1000.000	0.000	100.0#	0	-5.15#
3 H	DRO C10-C28	1000.000	0.000	100.0#	0	-6.85#
8 S1	Squalene	20.000	0.000	100.0#	0	-11.56#

(#) = Out of Range

SPCC's out = 0 CCC's out = 0

Data Path : R:\2\DATA\072920\  
 Data File : 07292047.D  
 Signal(s) : FID2B.CH  
 Acq On : 30 Jul 2020 5:16 pm  
 Operator : GCSVOC-Annie  
 Sample : CCV-ORO-072920-1  
 Misc :  
 ALS Vial : 12 Sample Multiplier: 1

Integration File: EVENTS.E  
 Quant Time: Jul 31 10:04:04 2020  
 Quant Method : Z:\HPCHEM\2\METHODS\072920DRO-ORO.M  
 Quant Title : DRO-ORO 09-09-15 DRO/ORO  
 QLast Update : Thu Jul 30 12:07:08 2020  
 Response via : Initial Calibration  
 Integrator: ChemStation 6890 Scale Mode: Large solvent peaks clipped

Volume Inj. :  
 Signal Phase :  
 Signal Info :

Compound	R.T.	Response	Conc Units
-----			
System Monitoring Compounds			
4) S n-Eicosane	8.821	24225894	9.264 ug/mL
8) S1 Squalene	0.000	0	N.D. ug/mL
Target Compounds			
1) H DRO C10-C20	0.000	0	N.D. ug/mL
2) H DRO C10-C25	0.000	0	N.D. ug/mL
3) H DRO C10-C28	0.000	0	N.D. ug/mL
5) H1 ORO C20-C34	9.230	1404895326	924.066 ug/mLm
6) H1 ORO C25-C36	10.700	1547349126	833.738 ug/mLm
7) H1 DRO C10-C36	0.000	0	N.D. ug/mL
-----			

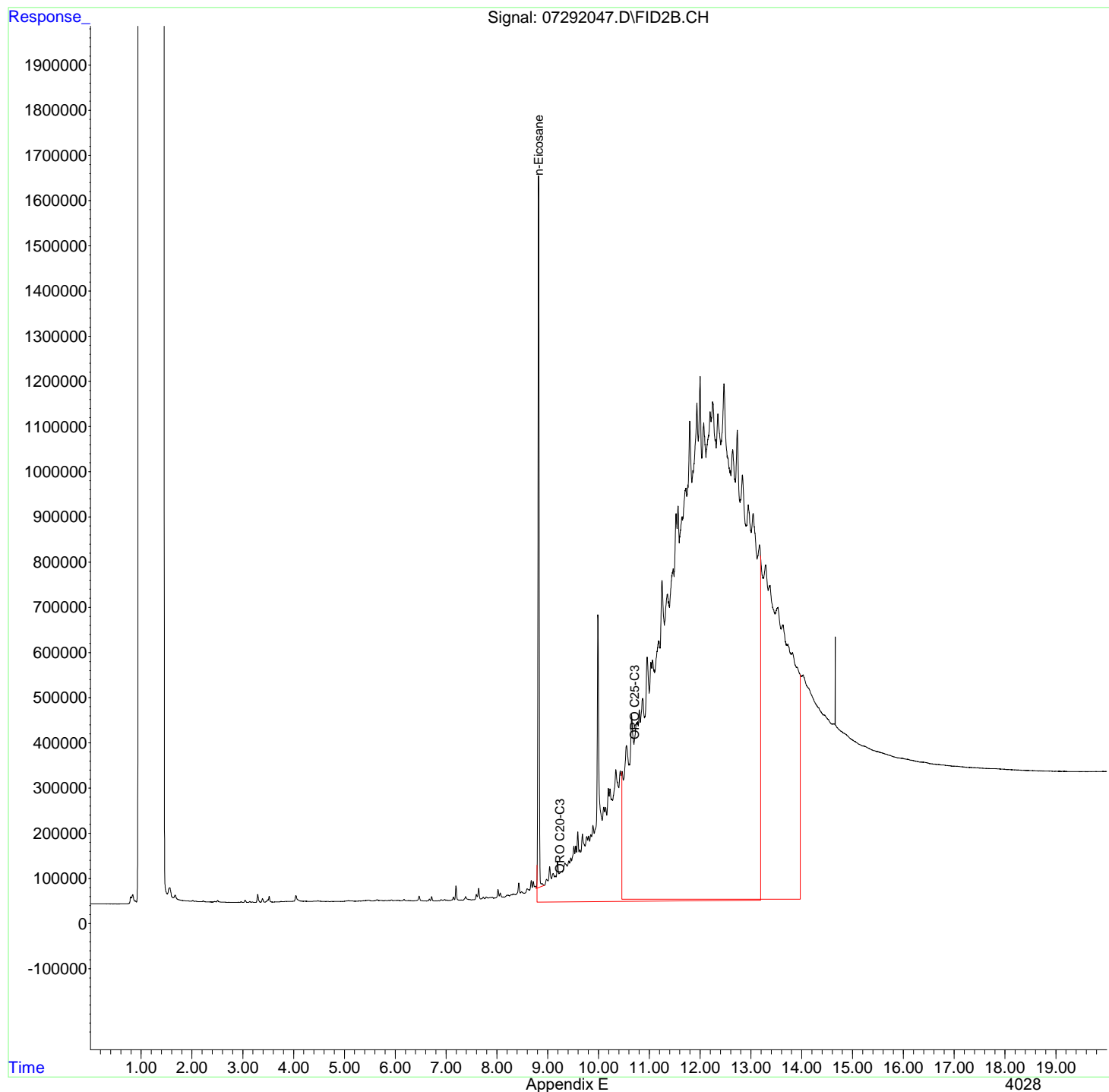
(f)=RT Delta > 1/2 Window

(m)=manual int.

Data Path : R:\2\DATA\072920\  
Data File : 07292047.D  
Signal(s) : FID2B.CH  
Acq On : 30 Jul 2020 5:16 pm  
Operator : GCSVOC-Annie  
Sample : CCV-ORO-072920-1  
Misc :  
ALS Vial : 12 Sample Multiplier: 1

Integration File: EVENTS.E  
Quant Time: Jul 31 10:04:04 2020  
Quant Method : Z:\HPCHEM\2\METHODS\072920DRO-ORO.M  
Quant Title : DRO-ORO 09-09-15 DRO/ORO  
QLast Update : Thu Jul 30 12:07:08 2020  
Response via : Initial Calibration  
Integrator: ChemStation 6890 Scale Mode: Large solvent peaks clipped

Volume Inj. :  
Signal Phase :  
Signal Info :





# PREP REPORT - BATCH ID 52015

Prep Start Date: 7/8/2020 10:17 AM

Prep End Date: 7/10/2020 2:43 PM

Initial Temp: °C

Prep Code: SW\_3550-DRO

Final Temp: °C

Technician: Prerana A Gandhi

Prep Factor Units: mL / Kg

Sample ID	Client Sample ID	Matrix	pH1	pH2	Samp Amt	Sol Added	Sol Recov	Fin Vol	factor	Prep Start	Prep End
MB-52015		Solid			0.03004	0	0	1	33.289	7/8/2020	7/10/2020
LCS-52015		Solid			0.03007	0	0	1	33.256	7/8/2020	7/10/2020
LCSD-52015		Solid			0.03005	0	0	1	33.278	7/8/2020	7/10/2020
2006518-022A	TAFBS-S-8	Soil			0.03005	0	0	1	33.278	7/8/2020	7/10/2020
2006518-023A	TAFBS-S-7	Soil			0.03008	0	0	1	33.245	7/8/2020	7/10/2020
2006518-024A	TAFBS-S-74	Soil			0.03004	0	0	1	33.289	7/8/2020	7/10/2020
2006518-025A	TAFBS-S-75	Soil			0.03005	0	0	1	33.278	7/8/2020	7/10/2020
2006518-026A	TAFBS-S-76	Soil			0.03002	0	0	1	33.311	7/8/2020	7/10/2020
2006583-001A	TAFBS-S-77	Soil			0.03007	0	0	1	33.256	7/8/2020	7/10/2020
2006583-002A	TRNWX-S-700	Soil			0.03005	0	0	1	33.278	7/8/2020	7/10/2020
2006583-003A	TAFBS-S-78	Soil			0.03005	0	0	1	33.278	7/8/2020	7/10/2020
2006583-004A	TRNWX-S-800	Soil			0.03001	0	0	1	33.322	7/8/2020	7/10/2020
2006583-005A	TAFBS-S-79	Soil			0.03002	0	0	1	33.311	7/8/2020	7/10/2020
2006583-006A	TRNWX-S-900	Soil			0.01004	0	0	1	99.602	7/8/2020	7/10/2020
2006583-007A	TAFBS-S-80	Soil			0.03008	0	0	1	33.245	7/8/2020	7/10/2020
2006583-008A	TRNWX-S-200	Soil			0.03004	0	0	1	33.289	7/8/2020	7/10/2020
2006583-009A	TAFBS-S-81	Soil			0.03006	0	0	1	33.267	7/8/2020	7/10/2020
2006583-010A	TRNWX-S-100	Soil			0.03002	0	0	1	33.311	7/8/2020	7/10/2020
2006454-002A	TAFBS-S-67	Soil			0.01501	0	0	1	66.622	7/8/2020	7/10/2020
2006454-008A	TAFBS-S-2	Soil			0.01506	0	0	1	66.401	7/8/2020	7/10/2020
2006454-009A	TAFBS-S-3	Soil			0.01506	0	0	1	66.401	7/8/2020	7/10/2020
2006454-012A	TAFBS-S-6	Soil			0.01506	0	0	1	66.401	7/8/2020	7/10/2020
2006454-018A	TAFBS-S-60	Soil			0.01505	0	0	1	66.445	7/8/2020	7/10/2020
2006583-006AMS		Soil			0.01009	0	0	1	99.108	7/8/2020	7/10/2020
2006583-006AMSD		Soil			0.01007	0	0	1	99.305	7/8/2020	7/10/2020

Type	Chemical / Reagent ID	Chemical / Reagent Name	Container#	Container ID	Amount Added	Amount Unit
Reagent	5750	Ottawa Sand	6140	Cont-02 of 04	0	mL
Chemical	2220	Sodium Sulfate	8419	Cont-01 of 01	0	mL
Chemical	2260	Dichloromethane	8526	Cont-03 of 03	0	mL

Spk ID	Spk Name	Samp Type	Container#	Container ID	Amount Added	Amount Unit
FID070620c	DRO surrogate 100uL	SAMP	27411	Cont-01 of 02	0.1	mL
FID070820A	DRO-ORO Spike 100uL	LCS/LCSD	27420	Cont-01 of 01	0.1	mL
FID070820A	DRO-ORO Spike 100uL	MS/MSD	27420	Cont-01 of 01	0.1	mL

# PREP REPORT - BATCH ID 52164

Prep Start Date: 7/31/2020 10:23 AM

Prep End Date: 7/31/2020 4:31 PM

Initial Temp: °C

Prep Code: SW\_3550-DRO

Final Temp: °C

Technician: Prerana A Gandhi

Prep Factor Units: mL / Kg

Sample ID	Client Sample ID	Matrix	pH1	pH2	Samp Amt	Sol Added	Sol Recov	Fin Vol	factor	Prep Start	Prep End
MB-52164		Solid			0.03003	0	0	1	33.300	7/31/2020	7/31/2020
LCS-52164-DRO		Solid			0.03001	0	0	1	33.322	7/31/2020	7/31/2020
LCSD-52164-DRO		Solid			0.03001	0	0	1	33.322	7/31/2020	7/31/2020
2006330-010A	M-314-C	Soil			0.01503	0	0	1	66.534	7/31/2020	7/31/2020
2006330-011A	M-314-D	Soil			0.01503	0	0	1	66.534	7/31/2020	7/31/2020
2006330-012A	M-314-E	Soil			0.01505	0	0	1	66.445	7/31/2020	7/31/2020
2006330-013A	M-314-F	Soil			0.01508	0	0	1	66.313	7/31/2020	7/31/2020
2006330-014A	M-314-G	Soil			0.01501	0	0	1	66.622	7/31/2020	7/31/2020
2006330-015A	M-314-H	Soil			0.01503	0	0	1	66.534	7/31/2020	7/31/2020
LCS-ORO		Solid			0.03001	0	0	1	33.322	7/31/2020	7/31/2020
LCSD-ORO		Solid			0.03001	0	0	1	33.322	7/31/2020	7/31/2020
2006583-002A	TRNWX-S-700	Soil			0.01503	0	0	1	66.534	7/31/2020	7/31/2020
LOQ		Solid			0.03002	0	0	1	33.311	7/31/2020	7/31/2020

Type	Chemical / Reagent ID	Chemical / Reagent Name	Container#	Container ID	Amount Added	Amount Unit
Reagent	5750	Ottawa Sand	6141	Cont-03 of 04	0	mL
Chemical	2299	Sodium Sulfate	8626	Cont-01 of 01	0	mL
Chemical	2303	Dichloromethane	8637	Cont-03 of 04	0	mL

Spk ID	Spk Name	Samp Type	Container#	Container ID	Amount Added	Amount Unit
fid060420B	DRO-OROLod loq spike	LOQ	27194	Cont-01 of 01	0.1	mL
FID070620c	DRO surrogate 100uL	SAMP	27411	Cont-01 of 02	0.1	mL
FID071320A	ORO Spike 100uL	LCS-ORO	27439	Cont-01 of 01	0.1	mL
FID071320A	ORO Spike 100uL	LCSD-ORO	27439	Cont-01 of 01	0.1	mL
FID072220A DRO	DRO Spike 100uL	LCS-DRO	27552	Cont-01 of 01	0.1	mL
FID072220A DRO	DRO Spike 100uL	LCSD-DRO	27552	Cont-01 of 01	0.1	mL

## FORM I

CLIENT SAMP ID

## INORGANIC ANALYSIS DATA SHEET

TAFBS-S-77CS

Lab Name: RTI Laboratories, Inc.

Contract:

Lab Code: GLEN01ClientID: USA17Workorder No.: 2006583Matrix: SoilLab Sample ID: 2006583-001A% Solids: 94.0526Date Received: 6/29/2020 8:56 AMConcentration Units: µg/Kg-dryDate Analyzed: 7/22/2020 2:39 PMTotal/Dissolved: (Total)Date Collected: 6/25/2020 6:56 AMInstrument ID: ICPMS4Batch ID: 52077

CAS No.	Analyte	Concentration	C	Q	DL	LOD	LOQ	M
7439-92-1	Lead	8500			60	97	190	MS

## FORM I

CLIENT SAMP ID

## INORGANIC ANALYSIS DATA SHEET

TRNWX-S- 700CS
-------------------

Lab Name: RTI Laboratories, Inc.

Contract:

Lab Code: GLEN01ClientID: USA17Workorder No.: 2006583Matrix: SoilLab Sample ID: 2006583-002A% Solids: 93.7093Date Received: 6/29/2020 8:56 AMConcentration Units: ug/Kg-dryDate Analyzed: 7/22/2020 2:40 PMTotal/Dissolved: (Total)Date Collected: 6/25/2020 7:00 AMInstrument ID: ICPMS4Batch ID: 52077

CAS No.	Analyte	Concentration	C	Q	DL	LOD	LOQ	M
7439-92-1	Lead	8200			58	94	190	MS

## FORM I

CLIENT SAMP ID

## INORGANIC ANALYSIS DATA SHEET

TAFBS-S-78CS

Lab Name: RTI Laboratories, Inc.

Contract:

Lab Code: GLEN01ClientID: USA17Workorder No.: 2006583Matrix: SoilLab Sample ID: 2006583-003A% Solids: 94.7471Date Received: 6/29/2020 8:56 AMConcentration Units: µg/Kg-dryDate Analyzed: 7/22/2020 2:41 PMTotal/Dissolved: (Total)Date Collected: 6/25/2020 7:22 AMInstrument ID: ICPMS4Batch ID: 52077

CAS No.	Analyte	Concentration	C	Q	DL	LOD	LOQ	M
7439-92-1	Lead	3500			59	96	190	MS

## FORM I

CLIENT SAMP ID

## INORGANIC ANALYSIS DATA SHEET

TRNWX-S- 800CS
-------------------

Lab Name: RTI Laboratories, Inc.

Contract:

Lab Code: GLEN01ClientID: USA17Workorder No.: 2006583Matrix: SoilLab Sample ID: 2006583-004A% Solids: 95.3042Date Received: 6/29/2020 8:56 AMConcentration Units: ug/Kg-dryDate Analyzed: 7/22/2020 2:42 PMTotal/Dissolved: (Total)Date Collected: 6/25/2020 7:25 AMInstrument ID: ICPMS4Batch ID: 52077

CAS No.	Analyte	Concentration	C	Q	DL	LOD	LOQ	M
7439-92-1	Lead	2300			61	99	200	MS

## FORM I

CLIENT SAMP ID

## INORGANIC ANALYSIS DATA SHEET

TAFBS-S-79CS

Lab Name: RTI Laboratories, Inc.

Contract:

Lab Code: GLEN01ClientID: USA17Workorder No.: 2006583Matrix: SoilLab Sample ID: 2006583-005A% Solids: 94.3867Date Received: 6/29/2020 8:56 AMConcentration Units: µg/Kg-dryDate Analyzed: 7/22/2020 2:43 PMTotal/Dissolved: (Total)Date Collected: 6/25/2020 7:39 AMInstrument ID: ICPMS4Batch ID: 52077

CAS No.	Analyte	Concentration	C	Q	DL	LOD	LOQ	M
7439-92-1	Lead	6400			61	98	200	MS

## FORM I

CLIENT SAMP ID

## INORGANIC ANALYSIS DATA SHEET

TRNWX-S- 900CS
-------------------

Lab Name: RTI Laboratories, Inc.

Contract:

Lab Code: GLEN01ClientID: USA17Workorder No.: 2006583Matrix: SoilLab Sample ID: 2006583-006A% Solids: 94.5416Date Received: 6/29/2020 8:56 AMConcentration Units: ug/Kg-dryDate Analyzed: 7/22/2020 2:43 PMTotal/Dissolved: (Total)Date Collected: 6/25/2020 7:44 AMInstrument ID: ICPMS4Batch ID: 52077

CAS No.	Analyte	Concentration	C	Q	DL	LOD	LOQ	M
7439-92-1	Lead	3700			60	98	200	MS



## FORM I

CLIENT SAMP ID

## INORGANIC ANALYSIS DATA SHEET

TAFBS-S-80CS

Lab Name: RTI Laboratories, Inc.

Contract:

Lab Code: GLEN01ClientID: USA17Workorder No.: 2006583Matrix: SoilLab Sample ID: 2006583-007A% Solids: 95.4909Date Received: 6/29/2020 8:56 AMConcentration Units: µg/Kg-dryDate Analyzed: 7/22/2020 2:44 PMTotal/Dissolved: (Total)Date Collected: 6/25/2020 8:00 AMInstrument ID: ICPMS4Batch ID: 52077

CAS No.	Analyte	Concentration	C	Q	DL	LOD	LOQ	M
7439-92-1	Lead	24000			56	90	180	MS

## FORM I

CLIENT SAMP ID

## INORGANIC ANALYSIS DATA SHEET

TRNWX-S- 200CS
-------------------

Lab Name: RTI Laboratories, Inc.

Contract:

Lab Code: GLEN01ClientID: USA17Workorder No.: 2006583Matrix: SoilLab Sample ID: 2006583-008A% Solids: 94.1219Date Received: 6/29/2020 8:56 AMConcentration Units: ug/Kg-dryDate Analyzed: 7/22/2020 2:45 PMTotal/Dissolved: (Total)Date Collected: 6/25/2020 8:03 AMInstrument ID: ICPMS4Batch ID: 52077

CAS No.	Analyte	Concentration	C	Q	DL	LOD	LOQ	M
7439-92-1	Lead	2000			54	87	170	MS

## FORM I

CLIENT SAMP ID

## INORGANIC ANALYSIS DATA SHEET

TAFBS-S-81CS

Lab Name: RTI Laboratories, Inc.

Contract:

Lab Code: GLEN01ClientID: USA17Workorder No.: 2006583Matrix: SoilLab Sample ID: 2006583-009A% Solids: 91.5774Date Received: 6/29/2020 8:56 AMConcentration Units: µg/Kg-dryDate Analyzed: 7/22/2020 2:46 PMTotal/Dissolved: (Total)Date Collected: 6/25/2020 8:24 AMInstrument ID: ICPMS4Batch ID: 52077

CAS No.	Analyte	Concentration	C	Q	DL	LOD	LOQ	M
7439-92-1	Lead	9700			56	91	180	MS

## FORM I

CLIENT SAMP ID

## INORGANIC ANALYSIS DATA SHEET

TRNWX-S- 100CS
-------------------

Lab Name: RTI Laboratories, Inc.

Contract:

Lab Code: GLEN01ClientID: USA17Workorder No.: 2006583Matrix: SoilLab Sample ID: 2006583-010A% Solids: 92.739Date Received: 6/29/2020 8:56 AMConcentration Units: ug/Kg-dryDate Analyzed: 7/22/2020 2:16 PMTotal/Dissolved: (Total)Date Collected: 6/25/2020 8:30 AMInstrument ID: ICPMS4Batch ID: 52077

CAS No.	Analyte	Concentration	C	Q	DL	LOD	LOQ	M
7439-92-1	Lead	17000	X		58	95	190	MS

## FORM I

CLIENT SAMP ID

## INORGANIC ANALYSIS DATA SHEET

PBS

Lab Name: RTI Laboratories, Inc.

Contract:

Lab Code: GLEN01ClientID: USA17Workorder No.: 2006583

Matrix:

Lab Sample ID: MB-52077% Solids: 0Date Received: 6/29/2020 8:56 AMConcentration Units: µg/Kg-dryDate Analyzed: 7/22/2020 2:15 PMTotal/Dissolved: (Total)

Date Collected:

Instrument ID: ICPMS4Batch ID: 52077

CAS No.	Analyte	Concentration	C	Q	DL	LOD	LOQ	M
7439-92-1	Lead	93	U		57	93	190	MS

## FORM I

CLIENT SAMP ID

## INORGANIC ANALYSIS DATA SHEET

LCSS

Lab Name: RTI Laboratories, Inc.

Contract:

Lab Code: GLEN01ClientID: USA17Workorder No.: 2006583

Matrix:

Lab Sample ID: LCS-52077% Solids: 0Date Received: 6/29/2020 8:56 AMConcentration Units: µg/Kg-dryDate Analyzed: 7/22/2020 2:16 PMTotal/Dissolved: (Total)

Date Collected:

Instrument ID: ICPMS4Batch ID: 52077

CAS No.	Analyte	Concentration	C	Q	DL	LOD	LOQ	M
7439-92-1	Lead	19000			57	93	190	MS

## FORM I

CLIENT SAMP ID

## INORGANIC ANALYSIS DATA SHEET

TRNWX-S- 100MS1
--------------------

Lab Name: RTI Laboratories, Inc.

Contract:

Lab Code: GLEN01 ClientID: USA17Workorder No.: 2006583

Matrix:

Lab Sample ID: 2006583-010AMS% Solids: 92.739Date Received: 6/29/2020 8:56 AMConcentration Units: ug/Kg-dryDate Analyzed: 7/22/2020 2:17 PMTotal/Dissolved: (Total)

Date Collected:

Instrument ID: ICPMS4Batch ID: 52077

CAS No.	Analyte	Concentration	C	Q	DL	LOD	LOQ	M
7439-92-1	Lead	32000	Q		58	95	190	MS

## FORM I

CLIENT SAMP ID

## INORGANIC ANALYSIS DATA SHEET

TRNWX-S-  
100SD1Lab Name: RTI Laboratories, Inc.

Contract:

Lab Code: GLEN01ClientID: USA17Workorder No.: 2006583

Matrix:

Lab Sample ID: 2006583-010AMSD% Solids: 92.739Date Received: 6/29/2020 8:56 AMConcentration Units: ug/Kg-dryDate Analyzed: 7/22/2020 2:18 PMTotal/Dissolved: (Total)

Date Collected:

Instrument ID: ICPMS4Batch ID: 52077

CAS No.	Analyte	Concentration	C	Q	DL	LOD	LOQ	M
7439-92-1	Lead	79000	RQ		59	96	190	MS



## FORM IIA

## INITIAL AND CONTINUING CALIBRATION VERIFICATION

Lab Name: RTI Laboratories, Inc.

Contract:

Lab Code: GLEN01Workorder No.: 2006583

Initial Calibration Verification Source:

Cont. Calibration Verification Source:

Concentration Units: mg/L

Run:119627  Analyte	Initial Calibration			Continuing Calibration					M
	Seq No: 2318140			Seq No: 2318124		2318125			
	True	Found	%R	True	Found	%R	Found	%R	
Lead	50	50	100	50	51	101	50	99.8	MS
Terbium	20			20					MS

ICV Control Limits: 90 - 110

CCV Control Limits: 90 - 110

FORM IIA

INITIAL AND CONTINUING CALIBRATION VERIFICATION

Lab Name: RTI Laboratories, Inc.

Contract:

Lab Code: GLEN01

Workorder No.: 2006583

Initial Calibration Verification Source:

Cont. Calibration Verification Source:

Concentration Units: mg/L

Run:119627  Analyte	Initial Calibration			Continuing Calibration					M
	Seq No: 2318140			Seq No: 2318126		2318127			
	True	Found	%R	True	Found	%R	Found	%R	
Lead	0			50	50	99.7	50	99.3	MS
Terbium	0			20					MS

ICV Control Limits: 90 - 110

CCV Control Limits: 90 - 110

FORM IIA

INITIAL AND CONTINUING CALIBRATION VERIFICATION

Lab Name: RTI Laboratories, Inc.

Contract:

Lab Code: GLEN01

Workorder No.: 2006583

Initial Calibration Verification Source:

Cont. Calibration Verification Source:

Concentration Units: mg/L

Run:119627 Analyte	Initial Calibration			Continuing Calibration					M
	True	Found	%R	True	Found	%R	Found	%R	
Lead	0			50	50	99.4			MS
Terbium	0			20					MS

ICV Control Limits: 90 - 110

CCV Control Limits: 90 - 110

FORM IIB  
CRQL STANDARD

Lab Name: RTI Laboratories, Inc.

Contract:

Lab Code: GLEN01

Workorder No.: 2006583

CRQL Standard Source: AAC-STD-6A 032919

Run No: 119627

Analyte	CRQL Standard: µg/L		
	True	SeqNo: 2318129	
		Found	%R
Lead	0.200	0.197	98.5

## FORM III

## BLANKS

Lab Name: RTI Laboratories, Inc.Lab Code: GLEN01Preparation Blank Matrix: Soil

Contract:

Preparation Blank Concentration Units: µg/KgWorkorder No: 2006583

RunNo: 119627	ICB		Continuing Calibration Blank µg/Kg						MB-52077 1			
Seq No:	2318137		2318119		2318120		2318121		Prep Blank			
Analyte	µg/Kg	C	1	C	2	C	3	C	C		M	
Lead	0.1	U	0.1	U	0.1	U	0.1	U	57	U		
Terbium	0	U	0	U	0	U	0	U				

## FORM III

## BLANKS

Lab Name: RTI Laboratories, Inc.Lab Code: GLEN01Preparation Blank Matrix: Soil

Contract:

Preparation Blank Concentration Units: µg/KgWorkorder No: 2006583

RunNo: 119627	ICB	Continuing Calibration Blank µg/Kg						MB-52077 1		
Seq No:	2318137	2318122	2318123	0				Prep Blank		
Analyte	µg/Kg C	1 C	2 C	3 C				C		M
Lead		0.1 U	0.1 U							
Terbium		0 U	0 U							

## FORM IV

## ICP INTERFERENCE CHECK SAMPLE

Lab Name: RTI Laboratories, Inc.

Contract:

Lab Code: GLEN01Workorder No: 2006583ICP ID Number: ICPMS4ICS Source: ICPMS 6020ICS-0A 040119Run No: 119627 Concentration Units: µg/L

Analyte	True		Final Found			Initial Found		
	Sol.	Sol.	Sol.	Sol.		Sol.	Sol.	
	A	AB	A	AB	%R	A	AB	%R
Lead	0	20				0.00100	19.6	98.1
Terbium	20	20				0	0	0

## FORM IV

## ICP INTERFERENCE CHECK SAMPLE

Lab Name: RTI Laboratories, Inc.

Contract:

Lab Code: GLEN01Workorder No: 2006583ICP ID Number: ICPMS4ICS Source: ICPMS 112719Run No: 119627 Concentration Units: µg/L

Analyte	True		Final Found			Initial Found		
	Sol.	Sol.	Sol.	Sol.		Sol.	Sol.	
	A	AB	A	AB	%R	A	AB	%R
Lead	0	20				0.00100	19.6	98.1
Lead	0	20				0.00100	19.6	98.1
Terbium	20	20				0	0	0
Terbium	20	20				0	0	0

SW6020A

## FORM V C

CLIENT SAMP ID

## SYSTEM MONITORING SPIKE/DUPLICATE RECOVERY

TRNWY-S- 100MS1
--------------------

Lab Name: RTI Laboratories, Inc.

Contract:

Lab Code: GLEN01Workorder No: 2006583Matrix: SoilLevel (low/med): LOW% Solids for Sample: 92.7Concentration Units: µg/Kg-dry

Analyte	Control	Sample		MS		MS Spike		MS		MSD		MSD Spike		MSD		RPD		M
	Limit %R																	
		Result	C	Result	C	Added		%R		Result	C	Added		%R		RPD	Limit	
Lead	84-118	17100		31900	Q	18900		78.7		79400	RQ	19300		323		85.2	20	MS



FORM VII  
LABORATORY CONTROL SAMPLE

Lab Name: RTI Laboratories, Inc. Contract:  
 Lab Code: GLEN01 ClientID: USA17 SAS No.: SDG No.: 2006583  
 LCS Source: LCS-52077

Analyte	Units: µg/Kg			Control Limits		
	True	Found	%R	Low	High	C
Lead	18518.5185185185	19004.6296296296	103	84.0	118	

FORM VIII  
ICP SERIAL DILUTIONS  
Metals, ICP/MS

CLIENT SAMP ID

ZZZZZZ

Lab Name: RTI Laboratories, Inc.

Contract:

Lab Code: GLEN01

SAS No.:

SDG No: 2006583

Matrix:

Level (low/med): LOW

Case No:

Lab Samp ID: 2006518-004ASD

Concentration Units: µg/Kg-dry

Analyte	Initial Sample		Serial		% Differ- ence	Q	M
	Result (I)	C	Result (S)	C			
Lead	21100		21500		1.64 %		MS
Lead	21100	X	21500		1.64 %		MS

SW6020A

FORM VIII  
ICP SERIAL DILUTIONS  
Metals, ICP/MS

CLIENT SAMP ID

TRNWX-S-100

Lab Name: RTI Laboratories, Inc.

Contract:

Lab Code: GLEN01

SAS No.:

SDG No: 2006583

Matrix:

Level (low/med): LOW

Case No:

Lab Samp ID: 2006583-010ASD

Concentration Units: µg/Kg-dry

Analyte	Initial Sample		Serial		% Differ- ence	Q	M
	Result (I)	C	Result (S)	C			
Lead	17100		18500		8.12 %		MS
Lead	17100	X	18500		8.12 %		MS

SW6020A

FORM IX  
METHOD DETECTION LIMITS

Lab Name: RTI Laboratories, Inc.

Contract:

Lab Code: GLEN01

Workorder No.: 2006583

Test Code: SW 6020S

Analyte	MDL µg/Kg	LOD µg/Kg	LOQ µg/Kg	M
Aluminum	9.834	50	500	MS
Antimony	4.087	5	25	MS
Arsenic	3.984	5	15	MS
Barium	4.637	5	250	MS
Beryllium	7.411	10	10	MS
Boron	663	1000	5000	MS
Cadmium	3.422	5	10	MS
Calcium	1126	2500	10000	MS
Chromium	7.624	25	100	MS
Cobalt	4.647	5	50	MS
Copper	5.323	25	50	MS
Germanium	0	0	0	MS
Indium	0	0	0	MS
Iron	1398	1500	2000	MS
Lead	3.086	5	10	MS
Lithium	28.35	50	500	MS
Lithium-6	0	0	0	MS
Magnesium	532	2500	5000	MS
Manganese	20.722	25	50	MS
Molybdenum	25.055	50	50	MS
Nickel	13.324	25	100	MS
Potassium	2793	3750	5000	MS
Scandium	0	0	0	MS
Selenium	10.295	25	50	MS
Silicon	223	1000	5000	MS
Silver	2.416	10	15	MS
Sodium	909	2500	5000	MS
Strontium	688	1000	2000	MS

FORM IX  
METHOD DETECTION LIMITS

Lab Name: RTI Laboratories, Inc.

Contract:

Lab Code: GLEN01

Workorder No.: 2006583

Test Code: SW 6020S

Analyte	MDL µg/Kg	LOD µg/Kg	LOQ µg/Kg	M
Terbium	0	0	0	MS
Thallium	4.844	5	20	MS
Tin	5.8	25	200	MS
Titanium	36.2	100	500	MS
Uranium	62.354	100	250	MS
Vanadium	4.836	5	40	MS
Zinc	19.227	50	500	MS
Zirconium	0	0	0	MS

## FORM XI

## INTERNAL STANDARD ASSOCIATION

Lab Name: RTI Laboratories, Inc.

Contract:

Lab Code: GLEN01ClientID: USA17

SAS No.:

SDG No.: 2006583ICP-MS Instrument ID: ICPMS4Date: 7/22/2020

Analyte	Assoc. Internal Standard 1	Assoc. Internal Standard 2
Lead	Terbium	

FORM XII  
PREPARATION LOG

Lab Name: RTI Laboratories, Inc.

Workorder No.: 2006583

Lab Code: GLEN01

Batch ID: 52077

Method: MS

Sample ID	Preparation Date	Weight (gram)	Volume (mL)
TRNWX-S-100	7/22/2020 2:21:09 PM		
TRNWX-S-800CS	7/20/2020 7:51:53 AM	0.53	50
LCSS	7/20/2020 7:51:53 AM	0.54	50
PBS	7/20/2020 7:51:53 AM	0.54	50
TAFBS-S-79CS	7/20/2020 7:51:53 AM	0.54	50
TRNWX-S-900CS	7/20/2020 7:51:53 AM	0.54	50
TAFBS-S-77CS	7/20/2020 7:51:53 AM	0.55	50
TAFBS-S-78CS	7/20/2020 7:51:53 AM	0.55	50
TRNWX-S-100SD1	7/20/2020 7:51:53 AM	0.56	50
TRNWX-S-100CS	7/20/2020 7:51:53 AM	0.57	50
TRNWX-S-100MS1	7/20/2020 7:51:53 AM	0.57	50
TRNWX-S-700CS	7/20/2020 7:51:53 AM	0.57	50
TAFBS-S-80CS	7/20/2020 7:51:53 AM	0.58	50
TAFBS-S-81CS	7/20/2020 7:51:53 AM	0.6	50
TRNWX-S-200CS	7/20/2020 7:51:53 AM	0.61	50

FORM XIII  
ANALYSIS RUN LOG

Lab Name: RTI Laboratories, Inc.

Workorder No.: 2006583

Lab Code: GLEN01

Method: MS

Instrument ID: ICPMS4

Start Date: 7/22/2020 12:46 PM

End Date: 7/22/2020 2:54 PM

Client Sample No.	D/F	Time	Analytes																							
			A L	S B	A S	B A	B E	C D	C A	C O	C R	C U	F E	P B	M G	M N	H G	N I	K	S E	A G	N A	T L	V	Z N	C N
ICAL1	1	12:46 PM												X												
ICAL3	1	12:47 PM												X												
ICAL4	1	12:48 PM												X												
ICAL5	1	12:48 PM												X												
ICAL6	1	12:49 PM												X												
ICAL7	1	12:50 PM												X												
ICAL8	1	12:51 PM												X												
ICV-072220	1	12:52 PM												X												
ICB-072220	1	12:57 PM												X												
CRQL-072220	1	12:59 PM												X												
ICSA-072220	1	1:00 PM												X												
ICSAB-072220	1	1:00 PM												X												
MB-52072	10	1:36 PM												X												
LCS-52072	10	1:37 PM												X												
2006518-004A	10	1:37 PM												X												
2006518-004AMS	10	1:38 PM												X												
2006518-004AMSD	10	1:39 PM												X												
2006518-004ASD	50	1:43 PM												X												
2006518-002A	10	1:44 PM												X												
2006518-003A	10	1:45 PM												X												
2006518-005A	10	1:46 PM												X												
2006518-006A	10	1:47 PM												X												
2006518-007A	10	1:48 PM												X												
2006518-008A	10	1:49 PM												X												



FORM XIII  
ANALYSIS RUN LOG

Lab Name: RTI Laboratories, Inc.

Workorder No.: 2006583

Lab Code: GLEN01

Method: MS

Instrument ID: ICPMS4

Start Date: 7/22/2020 12:46 PM

End Date: 7/22/2020 2:54 PM

Client Sample No.	D/F	Time	Analytes																								
			A L	S B	A S	B A	B E	C D	C A	C O	C R	C U	F E	P B	M G	M N	H G	N I	K	S E	A G	N A	T L	V	Z N	C N	
2006518-009A	10	1:49 PM												X													
2006518-010A	10	1:50 PM												X													
2006518-011A	10	1:51 PM												X													
CCV-072220-1	1	1:52 PM												X													
CCB-072220-1	1	1:57 PM												X													
2006518-012A	10	1:58 PM												X													
2006518-013A	10	1:59 PM												X													
2006518-014A	10	2:00 PM												X													
2006518-015A	10	2:01 PM												X													
2006518-016A	10	2:01 PM												X													
2006518-017A	10	2:02 PM												X													
CCV-072220-2	1	2:04 PM												X													
CCB-072220-2	1	2:05 PM												X													
MB-52077	10	2:15 PM												X													
LCS-52077	10	2:16 PM												X													
2006583-010A	10	2:16 PM												X													
2006583-010AMS	10	2:17 PM												X													
2006583-010AMSD	10	2:18 PM												X													
2006583-010ASD	50	2:21 PM												X													
2006518-018A	10	2:23 PM												X													
2006518-019A	10	2:24 PM												X													
2006518-020A	10	2:25 PM												X													
2006518-021A	10	2:26 PM												X													
2006518-022A	10	2:27 PM												X													

FORM XIII  
ANALYSIS RUN LOG

Lab Name: RTI Laboratories, Inc.

Workorder No.: 2006583

Lab Code: GLEN01

Method: MS

Instrument ID: ICPMS4

Start Date: 7/22/2020 12:46 PM

End Date: 7/22/2020 2:54 PM

Client Sample No.	D/F	Time	Analytes																							
			A L	S B	A S	B A	B E	C D	C A	C O	C R	C U	F E	P B	M G	M N	H G	N I	K	S E	A G	N A	T L	V	Z N	C N
2006518-023A	10	2:28 PM												X												
2006518-024A	10	2:29 PM												X												
2006518-025A	10	2:30 PM												X												
2006518-026A	10	2:30 PM												X												
CCV-072220-3	1	2:37 PM												X												
CCB-072220-3	1	2:38 PM												X												
2006583-001A	10	2:39 PM												X												
2006583-002A	10	2:40 PM												X												
2006583-003A	10	2:41 PM												X												
2006583-004A	10	2:42 PM												X												
2006583-005A	10	2:43 PM												X												
2006583-006A	10	2:43 PM												X												
2006583-007A	10	2:44 PM												X												
2006583-008A	10	2:45 PM												X												
2006583-009A	10	2:46 PM												X												
CCV-072220-4	1	2:47 PM												X												
CCB-072220-4	1	2:48 PM												X												
2006259-012A	1000	2:50 PM												X												
2006330-015A	1000	2:51 PM												X												
CCV-072220-5	1	2:52 PM												X												
CCB-072220-5	1	2:54 PM												X												

## FORM XV

## ICPMS INTERNAL STANDARDS INTENSITY SUMMARY

Lab Name: RTI Laboratories, Inc.

Contract:

Lab Code: GLEN01ClientID: USA17

SAS No.:

SDG No.: 2006583Instrument ID: ICPMS4Start Date: 7/22/2020 12:46 PMEnd Date: 7/22/2020 2:54 PM

RunNo: 119627	Internal Standards %RI For:										
EPA Sample No.	Time	Germanium	Q	Indium	Q	Lithium-6	Q	Scandium	Q	Terbium	Q
ICAL1	12:46:18 PM	*	*	*	*	*	*	*	*	100	
ICAL3	12:47:10 PM	*	*	*	*	*	*	*	*	102	
ICAL4	12:48:02 PM	*	*	*	*	*	*	*	*	101	
ICAL5	12:48:55 PM	*	*	*	*	*	*	*	*	101	
ICAL6	12:49:47 PM	*	*	*	*	*	*	*	*	101	
ICAL7	12:50:39 PM	*	*	*	*	*	*	*	*	101	
ICAL8	12:51:31 PM	*	*	*	*	*	*	*	*	101	
ICV-072220	12:52:24 PM	*	*	*	*	*	*	*	*	102	
ICB-072220	12:57:09 PM	*	*	*	*	*	*	*	*	100	
CRQL-072220	12:59:07 PM	*	*	*	*	*	*	*	*	101	
ICSA-072220	1:00:04 PM	*	*	*	*	*	*	*	*	100	
ICSAB-072220	1:00:57 PM	*	*	*	*	*	*	*	*	101	
2006518-004ASD	1:43:40 PM	*	*	*	*	*	*	*	*	99.3	
CCV-072220-1	1:52:46 PM	*	*	*	*	*	*	*	*	101	
CCB-072220-1	1:57:12 PM	*	*	*	*	*	*	*	*	98.1	
CCV-072220-2	2:04:33 PM	*	*	*	*	*	*	*	*	97.5	
CCB-072220-2	2:05:25 PM	*	*	*	*	*	*	*	*	98.5	
MB-52077	2:15:10 PM	*	*	*	*	*	*	*	*	103	
LCS-52077	2:16:02 PM	*	*	*	*	*	*	*	*	102	
2006583-010A	2:16:54 PM	*	*	*	*	*	*	*	*	100	
2006583-010AMS	2:17:46 PM	*	*	*	*	*	*	*	*	102	
2006583-010AMSD	2:18:38 PM	*	*	*	*	*	*	*	*	101	
2006583-010ASD	2:21:09 PM	*	*	*	*	*	*	*	*	96.5	
CCV-072220-3	2:37:32 PM	*	*	*	*	*	*	*	*	96.3	
CCB-072220-3	2:38:25 PM	*	*	*	*	*	*	*	*	95.4	
2006583-001A	2:39:35 PM	*	*	*	*	*	*	*	*	99.6	
2006583-002A	2:40:27 PM	*	*	*	*	*	*	*	*	99.9	
2006583-003A	2:41:19 PM	*	*	*	*	*	*	*	*	96.4	
2006583-004A	2:42:11 PM	*	*	*	*	*	*	*	*	98.5	
2006583-005A	2:43:03 PM	*	*	*	*	*	*	*	*	99.0	
2006583-006A	2:43:54 PM	*	*	*	*	*	*	*	*	98.4	
2006583-007A	2:44:46 PM	*	*	*	*	*	*	*	*	97.6	
2006583-008A	2:45:37 PM	*	*	*	*	*	*	*	*	96.5	
2006583-009A	2:46:29 PM	*	*	*	*	*	*	*	*	99.6	
CCV-072220-4	2:47:35 PM	*	*	*	*	*	*	*	*	97.2	
CCB-072220-4	2:48:27 PM	*	*	*	*	*	*	*	*	97.9	
CCV-072220-5	2:52:17 PM	*	*	*	*	*	*	*	*	97.3	
CCB-072220-5	2:54:10 PM	*	*	*	*	*	*	*	*	99.3	

R = RI value outside 60-125 Control Limits

\* = This Internal Standard not used for this analysis

SEQ	SAMP TYPE	SAMP	DATE/TIME	METHOD	DIL
1		ICAL1	07/22/20 12:46 PM	ked epa6020 pb only.mth	
2		ICAL3	07/22/20 12:47 PM	ked epa6020 pb only.mth	
3		ICAL4	07/22/20 12:48 PM	ked epa6020 pb only.mth	
4		ICAL5	07/22/20 12:48 PM	ked epa6020 pb only.mth	
5		ICAL6	07/22/20 12:49 PM	ked epa6020 pb only.mth	
6		ICAL7	07/22/20 12:50 PM	ked epa6020 pb only.mth	
7		ICAL8	07/22/20 12:51 PM	ked epa6020 pb only.mth	
8	SW_6020A,ICV	ICV-072220	07/22/20 12:52 PM	ked epa6020 pb only.mth	
9	SW_6020A,ICB	ICB-072220	07/22/20 12:57 PM	ked epa6020 pb only.mth	
10	SW_6020A,CRQL	CRQL-072220	07/22/20 12:59 PM	ked epa6020 pb only.mth	
11	SW_6020A,ICSA	ICSA-072220	07/22/20 01:00 PM	ked epa6020 pb only.mth	
12	SW_6020A,ICSAB	ICSAB-072220	07/22/20 01:00 PM	ked epa6020 pb only.mth	
13	SW_6020S,MBLK	MB-52072	07/22/20 01:36 PM	ked epa6020 pb only.mth	X10
14	SW_6020S,LCS	LCS-52072	07/22/20 01:37 PM	ked epa6020 pb only.mth	X10
15	SW_6020S,SAMP	2006518-004A	07/22/20 01:37 PM	ked epa6020 pb only.mth	X10
16	SW_6020S,MS	2006518-004AMS	07/22/20 01:38 PM	ked epa6020 pb only.mth	X10
17	SW_6020S,MSD	2006518-004AMSD	07/22/20 01:39 PM	ked epa6020 pb only.mth	X10
18	SW_6020S,SD	2006518-004ASD	07/22/20 01:43 PM	ked epa6020 pb only.mth	X50
19	SW_6020S,SAMP	2006518-002A	07/22/20 01:44 PM	ked epa6020 pb only.mth	X10
20	SW_6020S,SAMP	2006518-003A	07/22/20 01:45 PM	ked epa6020 pb only.mth	X10
21	SW_6020S,SAMP	2006518-005A	07/22/20 01:46 PM	ked epa6020 pb only.mth	X10
22	SW_6020S,SAMP	2006518-006A	07/22/20 01:47 PM	ked epa6020 pb only.mth	X10
23	SW_6020S,SAMP	2006518-007A	07/22/20 01:48 PM	ked epa6020 pb only.mth	X10
24	SW_6020S,SAMP	2006518-008A	07/22/20 01:49 PM	ked epa6020 pb only.mth	X10
25	SW_6020S,SAMP	2006518-009A	07/22/20 01:49 PM	ked epa6020 pb only.mth	X10
26	SW_6020S,SAMP	2006518-010A	07/22/20 01:50 PM	ked epa6020 pb only.mth	X10
27	SW_6020S,SAMP	2006518-011A	07/22/20 01:51 PM	ked epa6020 pb only.mth	X10
28	SW_6020A,CCV	CCV-072220-1	07/22/20 01:52 PM	ked epa6020 pb only.mth	
29	SW_6020A,CCB	CCB-072220-1	07/22/20 01:57 PM	ked epa6020 pb only.mth	
30	SW_6020S,SAMP	2006518-012A	07/22/20 01:58 PM	ked epa6020 pb only.mth	X10
31	SW_6020S,SAMP	2006518-013A	07/22/20 01:59 PM	ked epa6020 pb only.mth	X10
32	SW_6020S,SAMP	2006518-014A	07/22/20 02:00 PM	ked epa6020 pb only.mth	X10
33	SW_6020S,SAMP	2006518-015A	07/22/20 02:01 PM	ked epa6020 pb only.mth	X10
34	SW_6020S,SAMP	2006518-016A	07/22/20 02:01 PM	ked epa6020 pb only.mth	X10
35	SW_6020S,SAMP	2006518-017A	07/22/20 02:02 PM	ked epa6020 pb only.mth	X10
36	SW_6020A,CCV	CCV-072220-2	07/22/20 02:04 PM	ked epa6020 pb only.mth	
37	SW_6020A,CCB	CCB-072220-2	07/22/20 02:05 PM	ked epa6020 pb only.mth	
38	SW_6020S,MBLK	MB-52077	07/22/20 02:15 PM	ked epa6020 pb only.mth	X10
39	SW_6020S,LCS	LCS-52077	07/22/20 02:16 PM	ked epa6020 pb only.mth	X10
40	SW_6020S,SAMP	2006583-010A	07/22/20 02:16 PM	ked epa6020 pb only.mth	X10
41	SW_6020S,MS	2006583-010AMS	07/22/20 02:17 PM	ked epa6020 pb only.mth	X10
42	SW_6020S,MSD	2006583-010AMSD	07/22/20 02:18 PM	ked epa6020 pb only.mth	X10
43	SW_6020S,SD	2006583-010ASD	07/22/20 02:21 PM	ked epa6020 pb only.mth	X50
44	SW_6020S,SAMP	2006518-018A	07/22/20 02:23 PM	ked epa6020 pb only.mth	X10
45	SW_6020S,SAMP	2006518-019A	07/22/20 02:24 PM	ked epa6020 pb only.mth	X10

Sheet1

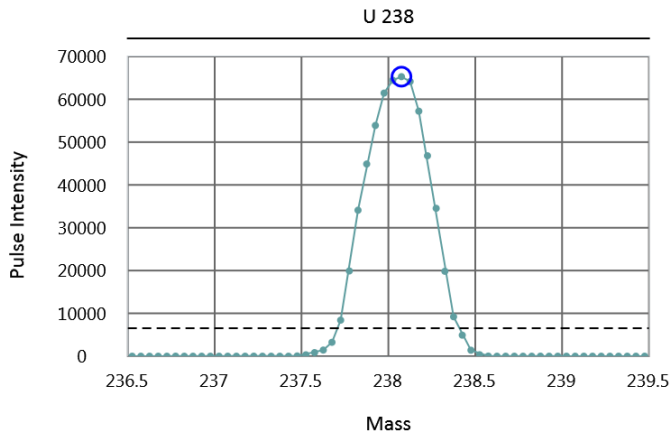
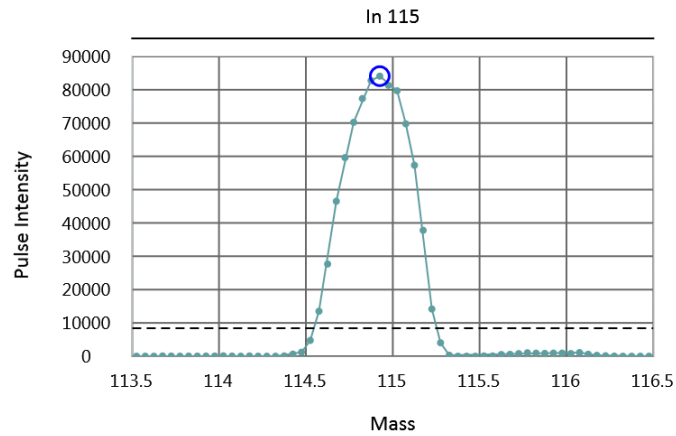
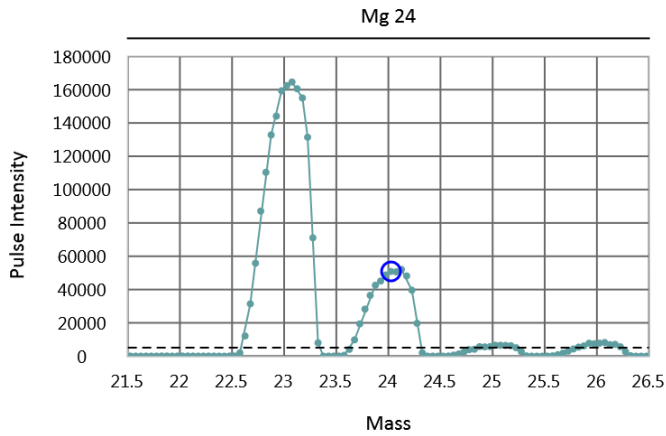
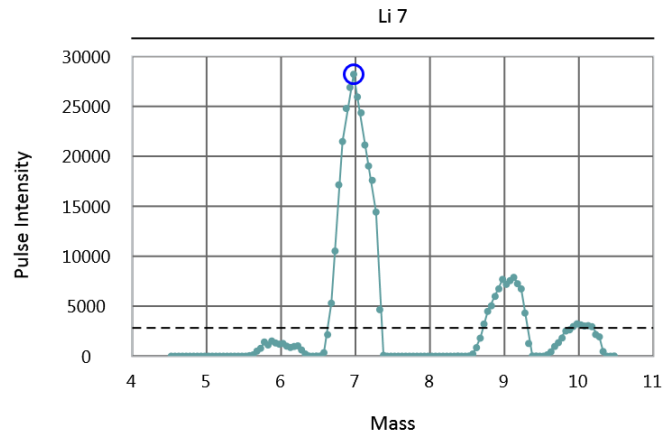
46	SW_6020S,SAMP	2006518-020A	07/22/20 02:25 PM	ked epa6020 pb only.mth	X10
47	SW_6020S,SAMP	2006518-021A	07/22/20 02:26 PM	ked epa6020 pb only.mth	X10
48	SW_6020S,SAMP	2006518-022A	07/22/20 02:27 PM	ked epa6020 pb only.mth	X10
49	SW_6020S,SAMP	2006518-023A	07/22/20 02:28 PM	ked epa6020 pb only.mth	X10
50	SW_6020S,SAMP	2006518-024A	07/22/20 02:29 PM	ked epa6020 pb only.mth	X10
51	SW_6020S,SAMP	2006518-025A	07/22/20 02:30 PM	ked epa6020 pb only.mth	X10
52	SW_6020S,SAMP	2006518-026A	07/22/20 02:30 PM	ked epa6020 pb only.mth	X10
53	SW_6020A,CCV	CCV-072220-3	07/22/20 02:37 PM	ked epa6020 pb only.mth	
54	SW_6020A,CCB	CCB-072220-3	07/22/20 02:38 PM	ked epa6020 pb only.mth	
55	SW_6020S,SAMP	2006583-001A	07/22/20 02:39 PM	ked epa6020 pb only.mth	X10
56	SW_6020S,SAMP	2006583-002A	07/22/20 02:40 PM	ked epa6020 pb only.mth	X10
57	SW_6020S,SAMP	2006583-003A	07/22/20 02:41 PM	ked epa6020 pb only.mth	X10
58	SW_6020S,SAMP	2006583-004A	07/22/20 02:42 PM	ked epa6020 pb only.mth	X10
59	SW_6020S,SAMP	2006583-005A	07/22/20 02:43 PM	ked epa6020 pb only.mth	X10
60	SW_6020S,SAMP	2006583-006A	07/22/20 02:43 PM	ked epa6020 pb only.mth	X10
61	SW_6020S,SAMP	2006583-007A	07/22/20 02:44 PM	ked epa6020 pb only.mth	X10
62	SW_6020S,SAMP	2006583-008A	07/22/20 02:45 PM	ked epa6020 pb only.mth	X10
63	SW_6020S,SAMP	2006583-009A	07/22/20 02:46 PM	ked epa6020 pb only.mth	X10
64	SW_6020A,CCV	CCV-072220-4	07/22/20 02:47 PM	ked epa6020 pb only.mth	
65	SW_6020A,CCB	CCB-072220-4	07/22/20 02:48 PM	ked epa6020 pb only.mth	
66	SW_6020S,SAMP	2006259-012A	07/22/20 02:50 PM	ked epa6020 pb only.mth	X1000
67	SW_6020S,SAMP	2006330-015A	07/22/20 02:51 PM	ked epa6020 pb only.mth	X1000
68	SW_6020A,CCV	CCV-072220-5	07/22/20 02:52 PM	ked epa6020 pb only.mth	
69	SW_6020A,CCB	CCB-072220-5	07/22/20 02:54 PM	ked epa6020 pb only.mth	

Sample Id	Calibration Curves	Slope	Intercept	Correlation Coefficient
Acquisition Time	07/22/2020 12:51:31			
Pb 208		0.02803	0.00003	0.99984

Mass Calibration and Resolution - [Passed] Optimum value(s): N/A  
Target/Obtained mass (7.016/6.975), Target/Obtained resolution (0.7/0.709)  
Target/Obtained mass (23.985/24.025), Target/Obtained resolution (0.7/0.683)  
Target/Obtained mass (114.904/114.925), Target/Obtained resolution (0.7/0.708)  
Target/Obtained mass (238.05/238.075), Target/Obtained resolution (0.7/0.700)

Acq. Date/Time: 07/22/2020 11:32:23  
Sent to file: C:\Users\Public\Documents\PerkinElmer Syngistix\ICPMS\MassCal\Default.tun

Analyte	Exact Mass	Meas. Mass	Mass DAC	Res DAC	Meas. Peak Width	Custom Res
Li	7.016	6.975	1225	2064	0.709	
Mg	23.985	24.025	4621	2068	0.683	
In	114.904	114.925	22788	2072	0.708	
U	238.05	238.075	47419	2073	0.700	



## Performance Check Report

### Sample ID: [STD] Performance Check

Sample Date/Time: Wednesday, July 22, 2020 11:34:54

Sample Description:

Method File: C:\Users\Public\Documents\PerkinElmer Syngistix\ICPMS\Method\STD Performance Check.mth

Dataset File: C:\Users\Public\Documents\PerkinElmer Syngistix\ICPMS\DataSet\OPTIMIZE 2020\[STD] Performance Check.384

MassCal File: C:\Users\Public\Documents\PerkinElmer Syngistix\ICPMS\MassCal\Default.tun

Conditions File: C:\Users\Public\Documents\PerkinElmer Syngistix\ICPMS\Conditions\Default.dac

Dual Detector Mode: Pulse

Acq. Dead Time (ns): 35

Current Dead Time (ns): 35

Torch Z position (mm): 0.00

## Replicates

### Replicate 1

Analyte	Mass	Meas. Intensity
Be	9	7553.330
In	115	81145.139
U	238	69989.027
CeO	156	1657.429
Ce	140	81108.935
Ce++	70	1494.078
Bkgd	220	1.667

### Replicate 2

Analyte	Mass	Meas. Intensity
Be	9	7505.304
In	115	80929.253
U	238	70656.635
CeO	156	1638.761
Ce	140	81157.878
Ce++	70	1451.074
Bkgd	220	1.333

### Replicate 3

Analyte	Mass	Meas. Intensity
Be	9	7428.931
In	115	81305.045
U	238	72004.004
CeO	156	1661.763
Ce	140	82395.600
Ce++	70	1503.412
Bkgd	220	1.167

### Replicate 4

Analyte	Mass	Meas. Intensity
Be	9	7446.940
In	115	81960.105
U	238	71630.132
CeO	156	1659.430
Ce	140	81736.496
Ce++	70	1508.413
Bkgd	220	0.833

### Replicate 5

Analyte	Mass	Meas. Intensity
Be	9	7348.223
In	115	81773.038
U	238	72519.602
CeO	156	1693.767
Ce	140	82459.969
Ce++	70	1541.750
Bkgd	220	2.000

Sample ID: [STD] Performance Check

Report Date/Time: Wednesday, July 22, 2020 11:36:58

Page 1



## Summary

Analyte	Mass	Meas. Intens. Mean	Net Intens. Mean	Net Intens. SD	Net Intens. RSD	Mode
Be	9.0	7456.5	7456.546	77.996	1.0	Standard
In	114.9	81422.5	81422.516	431.831	0.5	Standard
U	238.1	71359.9	71359.880	1025.509	1.4	Standard
[ CeO	155.9	1662.2	0.020	0.000	0.8	Standard
> Ce	139.9	81771.8	81771.776	648.120	0.8	Standard
[ Ce++	70.0	1499.7	0.018	0.000	1.7	Standard
Bkgd	220.0	1.4	1.400	0.450	32.2	Standard

## Current Conditions File Data

Current Value	Description
0.73	Standard - Nebulizer Gas Flow STD/KED [NEB]
1.20	Standard - Auxiliary Gas Flow
16.50	Standard - Plasma Gas Flow
-13.00	Standard - Deflector Voltage
1600.00	Standard - ICP RF Power
-1750.00	Standard - Analog Stage Voltage
950.00	Standard - Pulse Stage Voltage
-4.00	Standard - Quadrupole Rod Offset STD [QRO]
-4.00	Standard - Cell Rod Offset STD [CRO]
12.00	Standard - Discriminator Threshold
-4.00	Standard - Cell Entrance/Exit Voltage STD
-12.00	Helium KED - KED Mode QRO
-16.50	Helium KED - KED Mode CRO
-8.00	Helium KED - KED Mode Cell Entrance Voltage
-22.00	Helium KED - KED Mode Cell Exit Voltage
475.00	Helium KED - KED Mode Axial Field Voltage
0.00	Helium KED - KED RPa
0.25	Helium KED - KED RPq
4.20	Helium KED - Cell Gas A

## Method 200.8 - Summary Report

### Sample ID: ICAL1

Sample Date/Time: Wednesday, July 22, 2020 12:46:18

Sample Type: Blank

Sample Description:

Number of Replicates: 3

Batch ID: SW\_6020A,ICAL1

Method File: C:\Users\Public\Documents\PerkinElmer Syngistix\ICPMS\Method\epa 6020 ked\2019\ked epa6020 pb only.mth

Dataset File: C:\Users\Public\Documents\PerkinElmer Syngistix\ICPMS\DataSet\072220\ICAL1.001

### Summary

#### Concentration Results

Analyte	Mass	Meas. Intens.	Mean	Meas. Intens. RSD	Net Intens. Mean	Conc. Mean	Conc. RSD	Sample Unit
Kr	84		691.391	5.948				ug/L
[> Tb	159		688806.463	1.078				ug/L
[ Pb	208		133.334	8.268				ug/L

### QC Calculated Values

Analyte		MASS	Int Std % Recovery
[> L	Kr	84	
	Tb	159	
	Pb	208	

### QC Out of Limits

Analyte	Mass	Out of Limits Message
---------	------	-----------------------

## Method 200.8 - Summary Report

### Sample ID: ICAL3

Sample Date/Time: Wednesday, July 22, 2020 12:47:10

Sample Type: Standard

Sample Description:

Number of Replicates: 3

Batch ID: SW\_6020A,ICAL3

Method File: C:\Users\Public\Documents\PerkinElmer Syngistix\ICPMS\Method\epa 6020 ked\2019\ked epa6020 pb only.mth

Dataset File: C:\Users\Public\Documents\PerkinElmer Syngistix\ICPMS\DataSet\072220\ICAL3.002

### Summary

#### Concentration Results

Analyte Mass		Meas. Intens. Mean	Meas. Intens. RSD	Net Intens. Mean	Conc. Mean	Conc. RSD	Sample Unit
[> L	Kr	84	707.323	5.924	15.931	-2.642	263.0 ug/L
	Tb	159	700239.687	1.494	700239.687		ug/L
	Pb	208	4078.008	1.686	0.006	0.200	1.3 ug/L

### QC Calculated Values

Analyte		MASS	Int Std % Recovery
[> L	Kr	84	
	Tb	159	
	Pb	208	

### QC Out of Limits

Analyte	Mass	Out of Limits Message
---------	------	-----------------------

## Method 200.8 - Summary Report

### Sample ID: ICAL4

Sample Date/Time: Wednesday, July 22, 2020 12:48:02

Sample Type: Standard

Sample Description:

Number of Replicates: 3

Batch ID: SW\_6020A,ICAL4

Method File: C:\Users\Public\Documents\PerkinElmer Syngistix\ICPMS\Method\epa 6020 ked\2019\ked epa6020 pb only.mth

Dataset File: C:\Users\Public\Documents\PerkinElmer Syngistix\ICPMS\DataSet\072220\ICAL4.003

### Summary

#### Concentration Results

Analyte Mass		Meas. Intens. Mean	Meas. Intens. RSD	Net Intens. Mean	Conc. Mean	Conc. RSD	Sample Unit
[> L]	Kr	84	692.090	7.947	0.699	-0.116	7871.4 ug/L
	Tb	159	696442.613	1.504	696442.613		ug/L
	Pb	208	99932.029	0.589	0.143	5.111	1.4 ug/L

### QC Calculated Values

Analyte		MASS	Int Std % Recovery
[> L	Kr	84	
	Tb	159	
	Pb	208	

### QC Out of Limits

Analyte	Mass	Out of Limits Message
---------	------	-----------------------

## Method 200.8 - Summary Report

### Sample ID: ICAL5

Sample Date/Time: Wednesday, July 22, 2020 12:48:55

Sample Type: Standard

Sample Description:

Number of Replicates: 3

Batch ID: SW\_6020A,ICAL5

Method File: C:\Users\Public\Documents\PerkinElmer Syngistix\ICPMS\Method\epa 6020 ked\2019\ked epa6020 pb only.mth

Dataset File: C:\Users\Public\Documents\PerkinElmer Syngistix\ICPMS\DataSet\072220\ICAL5.004

### Summary

#### Concentration Results

Analyte Mass		Meas. Intens. Mean	Meas. Intens. RSD	Net Intens. Mean	Conc. Mean	Conc. RSD	Sample Unit
[> [	Kr	84	675.414	15.461	-15.978	2.649	653.6 ug/L
	Tb	159	695889.593	2.875	695889.593		ug/L
	Pb	208	197444.730	2.294	0.284	10.115	1.1 ug/L



### QC Calculated Values

Analyte		MASS	Int Std % Recovery
[> L	Kr	84	
	Tb	159	
	Pb	208	

### QC Out of Limits

Analyte	Mass	Out of Limits Message
---------	------	-----------------------

## Method 200.8 - Summary Report

### Sample ID: ICAL6

Sample Date/Time: Wednesday, July 22, 2020 12:49:47

Sample Type: Standard

Sample Description:

Number of Replicates: 3

Batch ID: SW\_6020A,ICAL6

Method File: C:\Users\Public\Documents\PerkinElmer Syngistix\ICPMS\Method\epa 6020 ked\2019\ked epa6020 pb only.mth

Dataset File: C:\Users\Public\Documents\PerkinElmer Syngistix\ICPMS\DataSet\072220\ICAL6.005

### Summary

#### Concentration Results

Analyte Mass		Meas. Intens. Mean	Meas. Intens. RSD	Net Intens. Mean	Conc. Mean	Conc. RSD	Sample Unit
[> [	Kr	84	603.047	21.507	-88.345	14.649	146.8 ug/L
	Tb	159	694524.546	0.863	694524.546		ug/L
	Pb	208	391054.321	0.483	0.563	20.079	0.7 ug/L

### QC Calculated Values

Analyte		MASS	Int Std % Recovery
Kr		84	
[>	Tb	159	
[	Pb	208	

### QC Out of Limits

Analyte	Mass	Out of Limits Message
---------	------	-----------------------

## Method 200.8 - Summary Report

### Sample ID: ICAL7

Sample Date/Time: Wednesday, July 22, 2020 12:50:39

Sample Type: Standard

Sample Description:

Number of Replicates: 3

Batch ID: SW\_6020A,ICAL7

Method File: C:\Users\Public\Documents\PerkinElmer Syngistix\ICPMS\Method\epa 6020 ked\2019\ked epa6020 pb only.mth

Dataset File: C:\Users\Public\Documents\PerkinElmer Syngistix\ICPMS\DataSet\072220\ICAL7.006

### Summary

#### Concentration Results

Analyte Mass		Meas. Intens. Mean	Meas. Intens. RSD	Net Intens. Mean	Conc. Mean	Conc. RSD	Sample Unit
[> [	Kr	84	405.255	51.810	-286.136	47.446	73.4 ug/L
	Tb	159	693779.970	0.890	693779.970		ug/L
	Pb	208	965493.092	1.479	1.391	49.636	0.8 ug/L

### QC Calculated Values

Analyte		MASS	Int Std % Recovery
[> L	Kr	84	
	Tb	159	
	Pb	208	

### QC Out of Limits

Analyte	Mass	Out of Limits Message
---------	------	-----------------------

## Method 200.8 - Summary Report

### Sample ID: ICAL8

Sample Date/Time: Wednesday, July 22, 2020 12:51:31

Sample Type: Standard

Sample Description:

Number of Replicates: 3

Batch ID: SW\_6020A,ICAL8

Method File: C:\Users\Public\Documents\PerkinElmer Syngistix\ICPMS\Method\epa 6020 ked\2019\ked epa6020 pb only.mth

Dataset File: C:\Users\Public\Documents\PerkinElmer Syngistix\ICPMS\DataSet\072220\ICAL8.007

### Summary

#### Concentration Results

Analyte Mass		Meas. Intens. Mean	Meas. Intens. RSD	Net Intens. Mean	Conc. Mean	Conc. RSD	Sample Unit
[> [	Kr	84	68.150	86.234	-623.241	103.344	9.4 ug/L
	Tb	159	696480.841	1.971	696480.841		ug/L
	Pb	208	1895351.765	2.648	2.721	97.063	0.8 ug/L

### QC Calculated Values

Analyte		MASS	Int Std % Recovery
[> L	Kr	84	
	Tb	159	
	Pb	208	

### QC Out of Limits

Analyte	Mass	Out of Limits Message
Kr	84	

## Method 200.8 - Summary Report

### Sample ID: ICV-072220

Sample Date/Time: Wednesday, July 22, 2020 12:52:24

Sample Type: Sample

Sample Description:

Number of Replicates: 3

Batch ID: SW\_6020A,ICV

Method File: C:\Users\Public\Documents\PerkinElmer Syngistix\ICPMS\Method\epa 6020 ked\2019\ked epa6020 pb only.mth

Dataset File: C:\Users\Public\Documents\PerkinElmer Syngistix\ICPMS\DataSet\072220\ICV-072220.008

### Summary

#### Concentration Results

Analyte Mass		Meas. Intens. Mean	Meas. Intens. RSD	Net Intens. Mean	Conc. Mean	Conc. RSD	Sample Unit
[> [	Kr	84	300.907	60.193	-390.485	64.749	46.4 ug/L
	Tb	159	702560.771	2.209	702560.771		ug/L
	Pb	208	984470.145	1.640	1.401	49.984	0.6 ug/L



**QC Calculated Values**

Analyte		MASS	Int Std % Recovery
[> L	Kr	84	
	Tb	159	101.997
	Pb	208	

**QC Out of Limits**

Analyte	Mass	Out of Limits Message
---------	------	-----------------------

## Method 200.8 - Summary Report

### Sample ID: ICB-072220

Sample Date/Time: Wednesday, July 22, 2020 12:57:09

Sample Type: Sample

Sample Description:

Number of Replicates: 3

Batch ID: SW\_6020A,ICB

Method File: C:\Users\Public\Documents\PerkinElmer Syngistix\ICPMS\Method\epa 6020 ked\2019\ked epa6020 pb only.mth

Dataset File: C:\Users\Public\Documents\PerkinElmer Syngistix\ICPMS\DataSet\072220\ICB-072220.009

### Summary

#### Concentration Results

	Analyte	Mass	Meas. Intens.	Mean	Meas. Intens. RSD	Net Intens. Mean	Conc. Mean	Conc. RSD	Sample Unit
	Kr	84		713.606	11.410	22.214	-3.683	366.5	ug/L
[>	Tb	159		690140.709	1.024	690140.709			ug/L
[	Pb	208		119.445	22.154	-0.000	-0.002	80.1	ug/L

### QC Calculated Values

Analyte		MASS	Int Std % Recovery
[> L	Kr	84	
	Tb	159	100.194
	Pb	208	

### QC Out of Limits

Analyte	Mass	Out of Limits Message
---------	------	-----------------------

## Method 200.8 - Summary Report

**Sample ID: CRQL-072220**

Sample Date/Time: Wednesday, July 22, 2020 12:59:07

Sample Type: Sample

Sample Description:

Number of Replicates: 3

Batch ID: SW\_6020A,CRQL

Method File: C:\Users\Public\Documents\PerkinElmer Syngistix\ICPMS\Method\epa 6020 ked\2019\ked epa6020 pb only.mth

Dataset File: C:\Users\Public\Documents\PerkinElmer Syngistix\ICPMS\DataSet\072220\CRQL-072220.010

### Summary

#### Concentration Results

Analyte Mass		Meas. Intens. Mean	Meas. Intens. RSD	Net Intens. Mean	Conc. Mean	Conc. RSD	Sample Unit
[> L]	Kr	84	617.964	3.578	-73.428	12.176	ug/L
	Tb	159	692549.242	2.296	692549.242	30.1	ug/L
	Pb	208	3987.716	2.747	0.006	0.6	ug/L

### QC Calculated Values

Analyte		MASS	Int Std % Recovery
[> L	Kr	84	
	Tb	159	100.543
	Pb	208	

### QC Out of Limits

Analyte	Mass	Out of Limits Message
---------	------	-----------------------

## Method 200.8 - Summary Report

### Sample ID: ICSA-072220

Sample Date/Time: Wednesday, July 22, 2020 13:00:04

Sample Type: Sample

Sample Description:

Number of Replicates: 3

Batch ID: SW\_6020A, ICSA

Method File: C:\Users\Public\Documents\PerkinElmer Syngistix\ICPMS\Method\epa 6020 ked\2019\ked epa6020 pb only.mth

Dataset File: C:\Users\Public\Documents\PerkinElmer Syngistix\ICPMS\DataSet\072220\ICSA-072220.011

### Summary

#### Concentration Results

Analyte Mass		Meas. Intens. Mean	Meas. Intens. RSD	Net Intens. Mean	Conc. Mean	Conc. RSD	Sample Unit
[> L]	Kr	84	718.643	10.464	27.252	-4.519	275.9 ug/L
	Tb	159	688990.631	4.684	688990.631		ug/L
	Pb	208	165.278	3.851	0.000	0.001	106.9 ug/L

### QC Calculated Values

Analyte		MASS	Int Std % Recovery
[> L	Kr	84	
	Tb	159	100.027
	Pb	208	

### QC Out of Limits

Analyte	Mass	Out of Limits Message
---------	------	-----------------------

## Method 200.8 - Summary Report

Sample ID: ICSAB-072220

Sample Date/Time: Wednesday, July 22, 2020 13:00:57

Sample Type: Sample

Sample Description:

Number of Replicates: 3

Batch ID: SW\_6020A, ICSAB

Method File: C:\Users\Public\Documents\PerkinElmer Syngistix\ICPMS\Method\epa 6020 ked\2019\ked epa6020 pb only.mth

Dataset File: C:\Users\Public\Documents\PerkinElmer Syngistix\ICPMS\DataSet\072220\ICSAB-072220.012

### Summary

#### Concentration Results

Analyte Mass		Meas. Intens. Mean	Meas. Intens. RSD	Net Intens. Mean	Conc. Mean	Conc. RSD	Sample Unit
[> L]	Kr	84	635.541	11.379	-55.850	9.261	129.5 ug/L
	Tb	159	696873.988	0.957	696873.988		ug/L
	Pb	208	383351.545	1.497	0.550	19.617	1.9 ug/L



### QC Calculated Values

Analyte		MASS	Int Std % Recovery
[> L	Kr	84	
	Tb	159	101.171
	Pb	208	

### QC Out of Limits

Analyte	Mass	Out of Limits Message
---------	------	-----------------------

## Method 200.8 - Summary Report

### Sample ID: MB-52072

Sample Date/Time: Wednesday, July 22, 2020 13:36:12

Sample Type: Sample

Sample Description: X10

Number of Replicates: 3

Batch ID: SW\_6020S,MBLK

Method File: C:\Users\Public\Documents\PerkinElmer Syngistix\ICPMS\Method\epa 6020 ked\2019\ked epa6020 pb only.mth

Dataset File: C:\Users\Public\Documents\PerkinElmer Syngistix\ICPMS\DataSet\072220\MB-52072.013

### Summary

#### Concentration Results

Analyte Mass		Meas. Intens. Mean	Meas. Intens. RSD	Net Intens. Mean	Conc. Mean	Conc. RSD	Sample Unit
[> L]	Kr	84	698.567	8.015	7.175	-1.190	780.3 ug/L
	Tb	159	693091.109	1.567	693091.109		ug/L
	Pb	208	277.779	14.257	0.000	0.006	34.9 ug/L

### QC Calculated Values

Analyte		MASS	Int Std % Recovery
[> L	Kr	84	
	Tb	159	100.622
	Pb	208	

### QC Out of Limits

Analyte	Mass	Out of Limits Message
---------	------	-----------------------

## Method 200.8 - Summary Report

### Sample ID: LCS-52072

Sample Date/Time: Wednesday, July 22, 2020 13:37:04

Sample Type: Sample

Sample Description: X10

Number of Replicates: 3

Batch ID: SW\_6020S,LCS

Method File: C:\Users\Public\Documents\PerkinElmer Syngistix\ICPMS\Method\epa 6020 ked\2019\ked epa6020 pb only.mth

Dataset File: C:\Users\Public\Documents\PerkinElmer Syngistix\ICPMS\DataSet\072220\LCS-52072.014

### Summary

#### Concentration Results

Analyte Mass		Meas. Intens. Mean	Meas. Intens. RSD	Net Intens. Mean	Conc. Mean	Conc. RSD	Sample Unit
[> L]	Kr	84	506.170	5.690	-185.222	30.713	15.5 ug/L
	Tb	159	696354.449	1.712	696354.449		ug/L
	Pb	208	407552.073	0.239	0.585	20.874	1.5 ug/L

### QC Calculated Values

Analyte		MASS	Int Std % Recovery
[> L	Kr	84	
	Tb	159	101.096
	Pb	208	

### QC Out of Limits

Analyte	Mass	Out of Limits Message
---------	------	-----------------------

## Method 200.8 - Summary Report

### Sample ID: 2006518-004A

Sample Date/Time: Wednesday, July 22, 2020 13:37:56

Sample Type: Sample

Sample Description: X10

Number of Replicates: 3

Batch ID: SW\_6020S,SAMP

Method File: C:\Users\Public\Documents\PerkinElmer Syngistix\ICPMS\Method\epa 6020 ked\2019\ked epa6020 pb only.mth

Dataset File: C:\Users\Public\Documents\PerkinElmer Syngistix\ICPMS\DataSet\072220\2006518-004A.015

### Summary

#### Concentration Results

Analyte Mass		Meas. Intens. Mean	Meas. Intens. RSD	Net Intens. Mean	Conc. Mean	Conc. RSD	Sample Unit
[> L	Kr	84	232.201	48.051	-459.190	76.141	24.3 ug/L
	Tb	159	682902.600	1.672	682902.600		ug/L
	Pb	208	411748.088	1.886	0.603	21.507	3.0 ug/L

### QC Calculated Values

Analyte		MASS	Int Std % Recovery
[> L	Kr	84	
	Tb	159	99.143
	Pb	208	

### QC Out of Limits

Analyte	Mass	Out of Limits Message
---------	------	-----------------------

## Method 200.8 - Summary Report

### Sample ID: 2006518-004AMS

Sample Date/Time: Wednesday, July 22, 2020 13:38:48

Sample Type: Sample

Sample Description: X10

Number of Replicates: 3

Batch ID: SW\_6020S,MS

Method File: C:\Users\Public\Documents\PerkinElmer Syngistix\ICPMS\Method\epa 6020 ked\2019\ked epa6020 pb only.mth

Dataset File: C:\Users\Public\Documents\PerkinElmer Syngistix\ICPMS\DataSet\072220\2006518-004AMS.016

### Summary

#### Concentration Results

Analyte Mass		Meas. Intens. Mean	Meas. Intens. RSD	Net Intens. Mean	Conc. Mean	Conc. RSD	Sample Unit
[> L]	Kr	84	320.791	46.980	-370.600	61.452	40.7 ug/L
	Tb	159	690443.276	2.158	690443.276		ug/L
	Pb	208	706136.765	1.371	1.023	36.480	0.8 ug/L



### QC Calculated Values

Analyte		MASS	Int Std % Recovery
[> L	Kr	84	
	Tb	159	100.238
	Pb	208	

### QC Out of Limits

Analyte	Mass	Out of Limits Message
---------	------	-----------------------

## Method 200.8 - Summary Report

### Sample ID: 2006518-004AMSD

Sample Date/Time: Wednesday, July 22, 2020 13:39:40

Sample Type: Sample

Sample Description: X10

Number of Replicates: 3

Batch ID: SW\_6020S,MSD

Method File: C:\Users\Public\Documents\PerkinElmer Syngistix\ICPMS\Method\epa 6020 ked\2019\ked epa6020 pb only.mth

Dataset File: C:\Users\Public\Documents\PerkinElmer Syngistix\ICPMS\DataSet\072220\2006518-004AMSD.017

### Summary

#### Concentration Results

	Analyte	Mass	Meas. Intens.	Mean	Meas. Intens. RSD	Net Intens. Mean	Conc. Mean	Conc. RSD	Sample Unit
	Kr	84		-191.984	92.986	-883.375	146.478	20.2	ug/L
[>	Tb	159		695342.571	1.092	695342.571			ug/L
[	Pb	208		803400.656	1.913	1.155	41.208	1.1	ug/L

### QC Calculated Values

Analyte		MASS	Int Std % Recovery
[> L	Kr	84	
	Tb	159	100.949
	Pb	208	

### QC Out of Limits

Analyte	Mass	Out of Limits Message
---------	------	-----------------------

## Method 200.8 - Summary Report

### Sample ID: 2006518-004ASD

Sample Date/Time: Wednesday, July 22, 2020 13:43:40

Sample Type: Sample

Sample Description: X50

Number of Replicates: 3

Batch ID: SW\_6020S,SD

Method File: C:\Users\Public\Documents\PerkinElmer Syngistix\ICPMS\Method\epa 6020 ked\2019\ked epa6020 pb only.mth

Dataset File: C:\Users\Public\Documents\PerkinElmer Syngistix\ICPMS\DataSet\072220\2006518-004ASD.018

### Summary

#### Concentration Results

Analyte Mass		Meas. Intens. Mean	Meas. Intens. RSD	Net Intens. Mean	Conc. Mean	Conc. RSD	Sample Unit
[> L]	Kr	84	502.086	15.542	-189.305	31.390	41.2 ug/L
	Tb	159	684289.634	2.500	684289.634		ug/L
	Pb	208	83974.861	1.150	0.123	4.372	2.7 ug/L

### QC Calculated Values

Analyte		MASS	Int Std % Recovery
[> L	Kr	84	
	Tb	159	99.344
	Pb	208	

### QC Out of Limits

Analyte	Mass	Out of Limits Message
---------	------	-----------------------

## Method 200.8 - Summary Report

**Sample ID: CCV-072220-1**

Sample Date/Time: Wednesday, July 22, 2020 13:52:46

Sample Type: Sample

Sample Description:

Number of Replicates: 3

Batch ID: SW\_6020A,CCV

Method File: C:\Users\Public\Documents\PerkinElmer Syngistix\ICPMS\Method\epa 6020 ked\2019\ked epa6020 pb only.mth

Dataset File: C:\Users\Public\Documents\PerkinElmer Syngistix\ICPMS\DataSet\072220\CCV-072220-1.028

### Summary

#### Concentration Results

	Analyte	Mass	Meas. Intens.	Mean	Meas. Intens. RSD	Net Intens. Mean	Conc. Mean	Conc. RSD	Sample Unit
	Kr	84		479.579	11.965	-211.812	35.122	27.1	ug/L
[>	Tb	159		695232.698	2.154	695232.698			ug/L
[	Pb	208		984751.234	1.618	1.417	50.533	2.2	ug/L

### QC Calculated Values

Analyte		MASS	Int Std % Recovery
[> L	Kr	84	
	Tb	159	100.933
	Pb	208	

### QC Out of Limits

Analyte	Mass	Out of Limits Message
---------	------	-----------------------

## Method 200.8 - Summary Report

**Sample ID: CCB-072220-1**

Sample Date/Time: Wednesday, July 22, 2020 13:57:12

Sample Type: Sample

Sample Description:

Number of Replicates: 3

Batch ID: SW\_6020A,CCB

Method File: C:\Users\Public\Documents\PerkinElmer Syngistix\ICPMS\Method\epa 6020 ked\2019\ked epa6020 pb only.mth

Dataset File: C:\Users\Public\Documents\PerkinElmer Syngistix\ICPMS\DataSet\072220\CCB-072220-1.029

### Summary

#### Concentration Results

Analyte Mass		Meas. Intens. Mean	Meas. Intens. RSD	Net Intens. Mean	Conc. Mean	Conc. RSD	Sample Unit
[> L	Kr	84	639.595	6.272	-51.796	8.589	77.4 ug/L
	Tb	159	675908.179	1.338	675908.179		ug/L
	Pb	208	233.334	25.754	0.000	0.004	75.7 ug/L



### QC Calculated Values

Analyte		MASS	Int Std % Recovery
[> L	Kr	84	
	Tb	159	98.127
	Pb	208	

### QC Out of Limits

Analyte	Mass	Out of Limits Message
---------	------	-----------------------

## Method 200.8 - Summary Report

**Sample ID: CCV-072220-2**

Sample Date/Time: Wednesday, July 22, 2020 14:04:33

Sample Type: Sample

Sample Description:

Number of Replicates: 3

Batch ID: SW\_6020A,CCV

Method File: C:\Users\Public\Documents\PerkinElmer Syngistix\ICPMS\Method\epa 6020 ked\2019\ked epa6020 pb only.mth

Dataset File: C:\Users\Public\Documents\PerkinElmer Syngistix\ICPMS\DataSet\072220\CCV-072220-2.036

### Summary

#### Concentration Results

Analyte Mass		Meas. Intens. Mean	Meas. Intens. RSD	Net Intens. Mean	Conc. Mean	Conc. RSD	Sample Unit
[> L	Kr	84	378.457	20.636	-312.935	51.890	25.0 ug/L
	Tb	159	671684.217	1.900	671684.217		ug/L
	Pb	208	939489.743	1.637	1.399	49.893	1.2 ug/L

Sample ID: CCV-072220-2

Report Date/Time: Wednesday, July 22, 2020 14:59:02

Page 1

### QC Calculated Values

Analyte		MASS	Int Std % Recovery
[> L	Kr	84	
	Tb	159	97.514
	Pb	208	

### QC Out of Limits

Analyte	Mass	Out of Limits Message
---------	------	-----------------------

## Method 200.8 - Summary Report

**Sample ID: CCB-072220-2**

Sample Date/Time: Wednesday, July 22, 2020 14:05:25

Sample Type: Sample

Sample Description:

Number of Replicates: 3

Batch ID: SW\_6020A,CCB

Method File: C:\Users\Public\Documents\PerkinElmer Syngistix\ICPMS\Method\epa 6020 ked\2019\ked epa6020 pb only.mth

Dataset File: C:\Users\Public\Documents\PerkinElmer Syngistix\ICPMS\DataSet\072220\CCB-072220-2.037

### Summary

#### Concentration Results

Analyte Mass		Meas. Intens. Mean	Meas. Intens. RSD	Net Intens. Mean	Conc. Mean	Conc. RSD	Sample Unit
[> L]	Kr	84	622.989	12.068	-68.403	11.342	109.9 ug/L
	Tb	159	678577.544	0.588	678577.544		ug/L
	Pb	208	984.735	6.137	0.001	0.044	7.9 ug/L

### QC Calculated Values

Analyte		MASS	Int Std % Recovery
[> L	Kr	84	
	Tb	159	98.515
	Pb	208	

### QC Out of Limits

Analyte	Mass	Out of Limits Message
---------	------	-----------------------

## Method 200.8 - Summary Report

### Sample ID: MB-52077

Sample Date/Time: Wednesday, July 22, 2020 14:15:10

Sample Type: Sample

Sample Description: X10

Number of Replicates: 3

Batch ID: SW\_6020S,MBLK

Method File: C:\Users\Public\Documents\PerkinElmer Syngistix\ICPMS\Method\epa 6020 ked\2019\ked epa6020 pb only.mth

Dataset File: C:\Users\Public\Documents\PerkinElmer Syngistix\ICPMS\DataSet\072220\MB-52077.038

### Summary

#### Concentration Results

Analyte Mass		Meas. Intens. Mean	Meas. Intens. RSD	Net Intens. Mean	Conc. Mean	Conc. RSD	Sample Unit
Kr 84		651.625	3.847	-39.767	6.594	63.0	ug/L
[> L	Tb 159	707038.082	1.633	707038.082			ug/L
	Pb 208	259.723	17.744	0.000	0.005	41.3	ug/L

Sample ID: MB-52077

Report Date/Time: Wednesday, July 22, 2020 14:59:05

Page 1

### QC Calculated Values

Analyte		MASS	Int Std % Recovery
[> L	Kr	84	
	Tb	159	102.647
	Pb	208	

### QC Out of Limits

Analyte	Mass	Out of Limits Message
---------	------	-----------------------

## Method 200.8 - Summary Report

### Sample ID: LCS-52077

Sample Date/Time: Wednesday, July 22, 2020 14:16:02

Sample Type: Sample

Sample Description: X10

Number of Replicates: 3

Batch ID: SW\_6020S,LCS

Method File: C:\Users\Public\Documents\PerkinElmer Syngistix\ICPMS\Method\epa 6020 ked\2019\ked epa6020 pb only.mth

Dataset File: C:\Users\Public\Documents\PerkinElmer Syngistix\ICPMS\DataSet\072220\LCS-52077.039

### Summary

#### Concentration Results

Analyte	Mass	Meas. Intens.	Mean	Meas. Intens. RSD	Net Intens. Mean	Conc. Mean	Conc. RSD	Sample Unit
Kr	84		583.293	18.712	-108.098	17.924	101.0	ug/L
[> Tb	159		703752.242	1.570	703752.242			ug/L
[ Pb	208		405002.787	0.629	0.575	20.525	1.5	ug/L



### QC Calculated Values

Analyte		MASS	Int Std % Recovery
[> L	Kr	84	
	Tb	159	102.170
	Pb	208	

### QC Out of Limits

Analyte	Mass	Out of Limits Message
---------	------	-----------------------

## Method 200.8 - Summary Report

### Sample ID: 2006583-010A

Sample Date/Time: Wednesday, July 22, 2020 14:16:54

Sample Type: Sample

Sample Description: X10

Number of Replicates: 3

Batch ID: SW\_6020S,SAMP

Method File: C:\Users\Public\Documents\PerkinElmer Syngistix\ICPMS\Method\epa 6020 ked\2019\ked epa6020 pb only.mth

Dataset File: C:\Users\Public\Documents\PerkinElmer Syngistix\ICPMS\DataSet\072220\2006583-010A.040

### Summary

#### Concentration Results

Analyte Mass		Meas. Intens. Mean	Meas. Intens. RSD	Net Intens. Mean	Conc. Mean	Conc. RSD	Sample Unit
[> L]	Kr	84	85.654	313.737	-605.738	100.441	44.4 ug/L
	Tb	159	691716.495	2.425	691716.495		ug/L
	Pb	208	349953.095	1.527	0.506	18.044	1.9 ug/L

### QC Calculated Values

Analyte		MASS	Int Std % Recovery
[> L	Kr	84	
	Tb	159	100.422
	Pb	208	

### QC Out of Limits

Analyte	Mass	Out of Limits Message
---------	------	-----------------------

## Method 200.8 - Summary Report

### Sample ID: 2006583-010AMS

Sample Date/Time: Wednesday, July 22, 2020 14:17:46

Sample Type: Sample

Sample Description: X10

Number of Replicates: 3

Batch ID: SW\_6020S,MS

Method File: C:\Users\Public\Documents\PerkinElmer Syngistix\ICPMS\Method\epa 6020 ked\2019\ked epa6020 pb only.mth

Dataset File: C:\Users\Public\Documents\PerkinElmer Syngistix\ICPMS\DataSet\072220\2006583-010AMS.041

### Summary

#### Concentration Results

Analyte Mass		Meas. Intens. Mean	Meas. Intens. RSD	Net Intens. Mean	Conc. Mean	Conc. RSD	Sample Unit
[> [	Kr	84	-94.909	108.438	-786.300	130.381	13.1 ug/L
	Tb	159	700555.674	1.792	700555.674		ug/L
	Pb	208	663327.821	0.897	0.947	33.775	1.4 ug/L

### QC Calculated Values

Analyte		MASS	Int Std % Recovery
[> L	Kr	84	
	Tb	159	101.706
	Pb	208	

### QC Out of Limits

Analyte	Mass	Out of Limits Message
---------	------	-----------------------

## Method 200.8 - Summary Report

### Sample ID: 2006583-010AMSD

Sample Date/Time: Wednesday, July 22, 2020 14:18:38

Sample Type: Sample

Sample Description: X10

Number of Replicates: 3

Batch ID: SW\_6020S,MSD

Method File: C:\Users\Public\Documents\PerkinElmer Syngistix\ICPMS\Method\epa 6020 ked\2019\ked epa6020 pb only.mth

Dataset File: C:\Users\Public\Documents\PerkinElmer Syngistix\ICPMS\DataSet\072220\2006583-010AMSD.042

### Summary

#### Concentration Results

Analyte Mass		Meas. Intens. Mean	Meas. Intens. RSD	Net Intens. Mean	Conc. Mean	Conc. RSD	Sample Unit
[> L	Kr	84	-82.347	295.833	-773.739	128.299	31.5 ug/L
	Tb	159	694267.670	0.613	694267.670		ug/L
	Pb	208	1604294.056	0.826	2.311	82.425	0.2 ug/L

### QC Calculated Values

Analyte		MASS	Int Std % Recovery
[> L	Kr	84	
	Tb	159	100.793
	Pb	208	

### QC Out of Limits

Analyte	Mass	Out of Limits Message
---------	------	-----------------------

## Method 200.8 - Summary Report

### Sample ID: 2006583-010ASD

Sample Date/Time: Wednesday, July 22, 2020 14:21:09

Sample Type: Sample

Sample Description: X50

Number of Replicates: 3

Batch ID: SW\_6020S,SD

Method File: C:\Users\Public\Documents\PerkinElmer Syngistix\ICPMS\Method\epa 6020 ked\2019\ked epa6020 pb only.mth

Dataset File: C:\Users\Public\Documents\PerkinElmer Syngistix\ICPMS\DataSet\072220\2006583-010ASD.043

### Summary

#### Concentration Results

Analyte Mass		Meas. Intens. Mean	Meas. Intens. RSD	Net Intens. Mean	Conc. Mean	Conc. RSD	Sample Unit
[> L]	Kr 84	549.073	9.864	-142.318	23.599	38.1	ug/L
	Tb 159	664731.437	2.323	664731.437			ug/L
	Pb 208	72831.426	0.262	0.109	3.902	2.5	ug/L



### QC Calculated Values

Analyte		MASS	Int Std % Recovery
[> L	Kr	84	
	Tb	159	96.505
	Pb	208	

### QC Out of Limits

Analyte	Mass	Out of Limits Message
---------	------	-----------------------

## Method 200.8 - Summary Report

**Sample ID: CCV-072220-3**

Sample Date/Time: Wednesday, July 22, 2020 14:37:32

Sample Type: Sample

Sample Description:

Number of Replicates: 3

Batch ID: SW\_6020A,CCV

Method File: C:\Users\Public\Documents\PerkinElmer Syngistix\ICPMS\Method\epa 6020 ked\2019\ked epa6020 pb only.mth

Dataset File: C:\Users\Public\Documents\PerkinElmer Syngistix\ICPMS\DataSet\072220\CCV-072220-3.053

### Summary

#### Concentration Results

Analyte Mass		Meas. Intens. Mean	Meas. Intens. RSD	Net Intens. Mean	Conc. Mean	Conc. RSD	Sample Unit
[> [	Kr	84	487.757	29.418	-203.635	33.766	70.5 ug/L
	Tb	159	663310.935	3.976	663310.935		ug/L
	Pb	208	926353.686	1.559	1.397	49.845	2.5 ug/L

Sample ID: CCV-072220-3

Report Date/Time: Wednesday, July 22, 2020 14:59:25

Page 1

### QC Calculated Values

Analyte		MASS	Int Std % Recovery
[> L	Kr	84	
	Tb	159	96.299
	Pb	208	

### QC Out of Limits

Analyte	Mass	Out of Limits Message
---------	------	-----------------------

## Method 200.8 - Summary Report

**Sample ID: CCB-072220-3**

Sample Date/Time: Wednesday, July 22, 2020 14:38:25

Sample Type: Sample

Sample Description:

Number of Replicates: 3

Batch ID: SW\_6020A,CCB

Method File: C:\Users\Public\Documents\PerkinElmer Syngistix\ICPMS\Method\epa 6020 ked\2019\ked epa6020 pb only.mth

Dataset File: C:\Users\Public\Documents\PerkinElmer Syngistix\ICPMS\DataSet\072220\CCB-072220-3.054

### Summary

#### Concentration Results

Analyte Mass		Meas. Intens. Mean	Meas. Intens. RSD	Net Intens. Mean	Conc. Mean	Conc. RSD	Sample Unit
Kr 84		637.133	11.792	-54.259	8.997	138.5	ug/L
[> L	Tb 159	656852.423	1.448	656852.423			ug/L
	Pb 208	670.840	3.106	0.001	0.028	3.2	ug/L

### QC Calculated Values

Analyte		MASS	Int Std % Recovery
[> L	Kr	84	
	Tb	159	95.361
	Pb	208	

### QC Out of Limits

Analyte	Mass	Out of Limits Message
---------	------	-----------------------

## Method 200.8 - Summary Report

### Sample ID: 2006583-001A

Sample Date/Time: Wednesday, July 22, 2020 14:39:35

Sample Type: Sample

Sample Description: X10

Number of Replicates: 3

Batch ID: SW\_6020S,SAMP

Method File: C:\Users\Public\Documents\PerkinElmer Syngistix\ICPMS\Method\epa 6020 ked\2019\ked epa6020 pb only.mth

Dataset File: C:\Users\Public\Documents\PerkinElmer Syngistix\ICPMS\DataSet\072220\2006583-001A.055

### Summary

#### Concentration Results

Analyte	Mass	Meas. Intens.	Mean	Meas. Intens. RSD	Net Intens. Mean	Conc. Mean	Conc. RSD	Sample Unit
Kr	84		257.178	47.720	-434.213	72.000	28.3	ug/L
[> Tb	159		685821.658	4.296	685821.658			ug/L
[ Pb	208		169850.238	1.979	0.248	8.833	2.8	ug/L

### QC Calculated Values

Analyte		MASS	Int Std % Recovery
[> L	Kr	84	
	Tb	159	99.567
	Pb	208	

### QC Out of Limits

Analyte	Mass	Out of Limits Message
---------	------	-----------------------

## Method 200.8 - Summary Report

### Sample ID: 2006583-002A

Sample Date/Time: Wednesday, July 22, 2020 14:40:27

Sample Type: Sample

Sample Description: X10

Number of Replicates: 3

Batch ID: SW\_6020S,SAMP

Method File: C:\Users\Public\Documents\PerkinElmer Syngistix\ICPMS\Method\epa 6020 ked\2019\ked epa6020 pb only.mth

Dataset File: C:\Users\Public\Documents\PerkinElmer Syngistix\ICPMS\DataSet\072220\2006583-002A.056

### Summary

#### Concentration Results

	Analyte	Mass	Meas. Intens. Mean	Meas. Intens. RSD	Net Intens. Mean	Conc. Mean	Conc. RSD	Sample Unit
[> 	Kr	84	279.586	50.520	-411.805	68.284	34.3	ug/L
	Tb	159	688217.570	0.884	688217.570			ug/L
	Pb	208	169264.074	1.239	0.246	8.766	0.5	ug/L



### QC Calculated Values

Analyte		MASS	Int Std % Recovery
[> L	Kr	84	
	Tb	159	99.915
	Pb	208	

### QC Out of Limits

Analyte	Mass	Out of Limits Message
---------	------	-----------------------

## Method 200.8 - Summary Report

### Sample ID: 2006583-003A

Sample Date/Time: Wednesday, July 22, 2020 14:41:19

Sample Type: Sample

Sample Description: X10

Number of Replicates: 3

Batch ID: SW\_6020S,SAMP

Method File: C:\Users\Public\Documents\PerkinElmer Syngistix\ICPMS\Method\epa 6020 ked\2019\ked epa6020 pb only.mth

Dataset File: C:\Users\Public\Documents\PerkinElmer Syngistix\ICPMS\DataSet\072220\2006583-003A.057

### Summary

#### Concentration Results

Analyte Mass		Meas. Intens. Mean	Meas. Intens. RSD	Net Intens. Mean	Conc. Mean	Conc. RSD	Sample Unit
[> L]	Kr	84	-30.183	1078.194	-721.574	119.649	45.1 ug/L
	Tb	159	664109.025	1.033	664109.025		ug/L
	Pb	208	68250.184	1.586	0.103	3.658	1.9 ug/L

### QC Calculated Values

Analyte		MASS	Int Std % Recovery
[> L	Kr	84	
	Tb	159	96.414
	Pb	208	

### QC Out of Limits

Analyte	Mass	Out of Limits Message
---------	------	-----------------------

## Method 200.8 - Summary Report

### Sample ID: 2006583-004A

Sample Date/Time: Wednesday, July 22, 2020 14:42:11

Sample Type: Sample

Sample Description: X10

Number of Replicates: 3

Batch ID: SW\_6020S,SAMP

Method File: C:\Users\Public\Documents\PerkinElmer Syngistix\ICPMS\Method\epa 6020 ked\2019\ked epa6020 pb only.mth

Dataset File: C:\Users\Public\Documents\PerkinElmer Syngistix\ICPMS\DataSet\072220\2006583-004A.058

### Summary

#### Concentration Results

Analyte Mass		Meas. Intens. Mean	Meas. Intens. RSD	Net Intens. Mean	Conc. Mean	Conc. RSD	Sample Unit
[> L]	Kr	84	93.756	40.171	-597.636	99.098	6.3 ug/L
	Tb	159	678314.317	0.760	678314.317		ug/L
	Pb	208	43588.462	1.005	0.064	2.284	0.3 ug/L

### QC Calculated Values

Analyte		MASS	Int Std % Recovery
[> L	Kr	84	
	Tb	159	98.477
	Pb	208	

### QC Out of Limits

Analyte	Mass	Out of Limits Message
---------	------	-----------------------

## Method 200.8 - Summary Report

### Sample ID: 2006583-005A

Sample Date/Time: Wednesday, July 22, 2020 14:43:03

Sample Type: Sample

Sample Description: X10

Number of Replicates: 3

Batch ID: SW\_6020S,SAMP

Method File: C:\Users\Public\Documents\PerkinElmer Syngistix\ICPMS\Method\epa 6020 ked\2019\ked epa6020 pb only.mth

Dataset File: C:\Users\Public\Documents\PerkinElmer Syngistix\ICPMS\DataSet\072220\2006583-005A.059

### Summary

#### Concentration Results

Analyte Mass		Meas. Intens. Mean	Meas. Intens. RSD	Net Intens. Mean	Conc. Mean	Conc. RSD	Sample Unit
[> L]	Kr	84	-116.363	88.968	-807.754	133.939	ug/L
	Tb	159	681966.183	1.620	681966.183		ug/L
	Pb	208	123984.682	0.650	0.182	6.478	1.1 ug/L

### QC Calculated Values

Analyte		MASS	Int Std % Recovery
[> L	Kr	84	
	Tb	159	99.007
	Pb	208	

### QC Out of Limits

Analyte	Mass	Out of Limits Message
---------	------	-----------------------

## Method 200.8 - Summary Report

**Sample ID: 2006583-006A**

Sample Date/Time: Wednesday, July 22, 2020 14:43:54

Sample Type: Sample

Sample Description: X10

Number of Replicates: 3

Batch ID: SW\_6020S,SAMP

Method File: C:\Users\Public\Documents\PerkinElmer Syngistix\ICPMS\Method\epa 6020 ked\2019\ked epa6020 pb only.mth

Dataset File: C:\Users\Public\Documents\PerkinElmer Syngistix\ICPMS\DataSet\072220\2006583-006A.060

### Summary

#### Concentration Results

Analyte Mass		Meas. Intens. Mean	Meas. Intens. RSD	Net Intens. Mean	Conc. Mean	Conc. RSD	Sample Unit
[> L]	Kr	84	-30.454	757.186	-721.845	119.694	31.9 ug/L
	Tb	159	677492.768	1.669	677492.768		ug/L
	Pb	208	71202.401	0.356	0.105	3.742	1.4 ug/L



### QC Calculated Values

Analyte		MASS	Int Std % Recovery
[> L	Kr	84	
	Tb	159	98.357
	Pb	208	

### QC Out of Limits

Analyte	Mass	Out of Limits Message
---------	------	-----------------------

## Method 200.8 - Summary Report

### Sample ID: 2006583-007A

Sample Date/Time: Wednesday, July 22, 2020 14:44:46

Sample Type: Sample

Sample Description: X10

Number of Replicates: 3

Batch ID: SW\_6020S,SAMP

Method File: C:\Users\Public\Documents\PerkinElmer Syngistix\ICPMS\Method\epa 6020 ked\2019\ked epa6020 pb only.mth

Dataset File: C:\Users\Public\Documents\PerkinElmer Syngistix\ICPMS\DataSet\072220\2006583-007A.061

### Summary

#### Concentration Results

Analyte Mass		Meas. Intens. Mean	Meas. Intens. RSD	Net Intens. Mean	Conc. Mean	Conc. RSD	Sample Unit
[> L]	Kr	84	-246.065	39.971	-937.456	155.446	10.5 ug/L
	Tb	159	672045.858	1.250	672045.858		ug/L
	Pb	208	502825.315	1.004	0.748	26.684	0.3 ug/L

### QC Calculated Values

Analyte		MASS	Int Std % Recovery
[> L	Kr	84	
	Tb	159	97.567
	Pb	208	

### QC Out of Limits

Analyte	Mass	Out of Limits Message
---------	------	-----------------------

## Method 200.8 - Summary Report

**Sample ID: 2006583-008A**

Sample Date/Time: Wednesday, July 22, 2020 14:45:37

Sample Type: Sample

Sample Description: X10

Number of Replicates: 3

Batch ID: SW\_6020S,SAMP

Method File: C:\Users\Public\Documents\PerkinElmer Syngistix\ICPMS\Method\epa 6020 ked\2019\ked epa6020 pb only.mth

Dataset File: C:\Users\Public\Documents\PerkinElmer Syngistix\ICPMS\DataSet\072220\2006583-008A.062

### Summary

#### Concentration Results

Analyte Mass		Meas. Intens. Mean	Meas. Intens. RSD	Net Intens. Mean	Conc. Mean	Conc. RSD	Sample Unit
[> [	Kr	84	-211.683	146.691	-903.075	149.745	34.4 ug/L
	Tb	159	664454.911	0.921	664454.911		ug/L
	Pb	208	43713.595	1.108	0.066	2.339	1.1 ug/L

### QC Calculated Values

Analyte		MASS	Int Std % Recovery
[> L	Kr	84	
	Tb	159	96.465
	Pb	208	

### QC Out of Limits

Analyte	Mass	Out of Limits Message
---------	------	-----------------------

## Method 200.8 - Summary Report

### Sample ID: 2006583-009A

Sample Date/Time: Wednesday, July 22, 2020 14:46:29

Sample Type: Sample

Sample Description: X10

Number of Replicates: 3

Batch ID: SW\_6020S,SAMP

Method File: C:\Users\Public\Documents\PerkinElmer Syngistix\ICPMS\Method\epa 6020 ked\2019\ked epa6020 pb only.mth

Dataset File: C:\Users\Public\Documents\PerkinElmer Syngistix\ICPMS\DataSet\072220\2006583-009A.063

### Summary

#### Concentration Results

Analyte Mass		Meas. Intens. Mean	Meas. Intens. RSD	Net Intens. Mean	Conc. Mean	Conc. RSD	Sample Unit
[> L]	Kr	84	-76.745	77.902	-768.137	127.370	7.8 ug/L
	Tb	159	686187.482	3.248	686187.482		ug/L
	Pb	208	204390.664	2.292	0.298	10.621	2.2 ug/L

### QC Calculated Values

Analyte		MASS	Int Std % Recovery
[> L	Kr	84	
	Tb	159	99.620
	Pb	208	

### QC Out of Limits

Analyte	Mass	Out of Limits Message
---------	------	-----------------------

## Method 200.8 - Summary Report

**Sample ID: CCV-072220-4**

Sample Date/Time: Wednesday, July 22, 2020 14:47:35

Sample Type: Sample

Sample Description:

Number of Replicates: 3

Batch ID: SW\_6020A,CCV

Method File: C:\Users\Public\Documents\PerkinElmer Syngistix\ICPMS\Method\epa 6020 ked\2019\ked epa6020 pb only.mth

Dataset File: C:\Users\Public\Documents\PerkinElmer Syngistix\ICPMS\DataSet\072220\CCV-072220-4.064

### Summary

#### Concentration Results

Analyte Mass		Meas. Intens. Mean	Meas. Intens. RSD	Net Intens. Mean	Conc. Mean	Conc. RSD	Sample Unit
[> [	Kr	84	356.336	32.327	-335.056	55.558	34.4 ug/L
	Tb	159	669532.667	0.978	669532.667		ug/L
	Pb	208	932086.907	0.801	1.392	49.656	0.5 ug/L

Sample ID: CCV-072220-4

Report Date/Time: Wednesday, July 22, 2020 14:59:40

Page 1



### QC Calculated Values

Analyte		MASS	Int Std % Recovery
[> L	Kr	84	
	Tb	159	97.202
	Pb	208	

### QC Out of Limits

Analyte	Mass	Out of Limits Message
---------	------	-----------------------

## Method 200.8 - Summary Report

**Sample ID: CCB-072220-4**

Sample Date/Time: Wednesday, July 22, 2020 14:48:27

Sample Type: Sample

Sample Description:

Number of Replicates: 3

Batch ID: SW\_6020A,CCB

Method File: C:\Users\Public\Documents\PerkinElmer Syngistix\ICPMS\Method\epa 6020 ked\2019\ked epa6020 pb only.mth

Dataset File: C:\Users\Public\Documents\PerkinElmer Syngistix\ICPMS\DataSet\072220\CCB-072220-4.065

### Summary

#### Concentration Results

Analyte Mass		Meas. Intens. Mean	Meas. Intens. RSD	Net Intens. Mean	Conc. Mean	Conc. RSD	Sample Unit
Kr 84		616.138	2.349	-75.254	12.478	19.2	ug/L
[> L]	Tb 159	674223.509	1.530	674223.509			ug/L
	Pb 208	912.512	8.457	0.001	0.040	11.5	ug/L

### QC Calculated Values

Analyte		MASS	Int Std % Recovery
[> L	Kr	84	
	Tb	159	97.883
	Pb	208	

### QC Out of Limits

Analyte	Mass	Out of Limits Message
---------	------	-----------------------

## Method 200.8 - Summary Report

**Sample ID: CCV-072220-5**

Sample Date/Time: Wednesday, July 22, 2020 14:52:17

Sample Type: Sample

Sample Description:

Number of Replicates: 3

Batch ID: SW\_6020A,CCV

Method File: C:\Users\Public\Documents\PerkinElmer Syngistix\ICPMS\Method\epa 6020 ked\2019\ked epa6020 pb only.mth

Dataset File: C:\Users\Public\Documents\PerkinElmer Syngistix\ICPMS\DataSet\072220\CCV-072220-5.068

### Summary

#### Concentration Results

Analyte Mass		Meas. Intens. Mean	Meas. Intens. RSD	Net Intens. Mean	Conc. Mean	Conc. RSD	Sample Unit
[> [	Kr	84	360.178	9.350	-331.214	54.921	10.2 ug/L
	Tb	159	670330.406	2.391	670330.406		ug/L
	Pb	208	933813.398	0.943	1.393	49.699	1.5 ug/L

### QC Calculated Values

Analyte		MASS	Int Std % Recovery
[> L	Kr	84	
	Tb	159	97.318
	Pb	208	

### QC Out of Limits

Analyte	Mass	Out of Limits Message
---------	------	-----------------------

## Method 200.8 - Summary Report

**Sample ID: CCB-072220-5**

Sample Date/Time: Wednesday, July 22, 2020 14:54:10

Sample Type: Sample

Sample Description:

Number of Replicates: 3

Batch ID: SW\_6020A,CCB

Method File: C:\Users\Public\Documents\PerkinElmer Syngistix\ICPMS\Method\epa 6020 ked\2019\ked epa6020 pb only.mth

Dataset File: C:\Users\Public\Documents\PerkinElmer Syngistix\ICPMS\DataSet\072220\CCB-072220-5.069

### Summary

#### Concentration Results

Analyte Mass		Meas. Intens. Mean	Meas. Intens. RSD	Net Intens. Mean	Conc. Mean	Conc. RSD	Sample Unit
[> L]	Kr	84	689.635	5.982	-1.756	0.291	2348.9 ug/L
	Tb	159	683975.590	1.997	683975.590		ug/L
	Pb	208	290.279	6.784	0.000	0.007	15.4 ug/L

### QC Calculated Values

Analyte		MASS	Int Std % Recovery
[> L	Kr	84	
	Tb	159	99.299
	Pb	208	

### QC Out of Limits

Analyte	Mass	Out of Limits Message
---------	------	-----------------------

# PREP REPORT - BATCH ID 52077

Prep Start Date: 7/20/2020 7:51 AM  
 Prep End Date: 7/20/2020 3:03 PM  
 Initial Temp: 94 °C

Prep Code: SW\_3050  
 Final Temp: 97 °C

Technician: Pragnesh Soni  
 Prep Factor Units: mL / g

Sample ID	Client Sample ID	Matrix	pH1	pH2	Samp Amt	Sol Added	Sol Recov	Fin Vol	factor	Prep Start	Prep End
MB-52077		Soil			0.54	0	0	50	92.593	7/20/2020	7/20/2020
LCS-52077		Soil			0.54	0	0	50	92.593	7/20/2020	7/20/2020
2006583-010A	TRNWX-S-100	Soil			0.57	0	0	50	87.719	7/20/2020	7/20/2020
2006583-010AMS		Soil			0.57	0	0	50	87.719	7/20/2020	7/20/2020
2006583-010AMSD		Soil			0.56	0	0	50	89.286	7/20/2020	7/20/2020
2006518-018A	TAFBS-S-12	Soil			0.54	0	0	50	92.593	7/20/2020	7/20/2020
2006518-019A	TAFBS-S-11	Soil			0.55	0	0	50	90.909	7/20/2020	7/20/2020
2006518-020A	TAFBS-S-10	Soil			0.58	0	0	50	86.207	7/20/2020	7/20/2020
2006518-021A	TAFBS-S-9	Soil			0.56	0	0	50	89.286	7/20/2020	7/20/2020
2006518-022A	TAFBS-S-8	Soil			0.51	0	0	50	98.039	7/20/2020	7/20/2020
2006518-023A	TAFBS-S-7	Soil			0.55	0	0	50	90.909	7/20/2020	7/20/2020
2006518-024A	TAFBS-S-74	Soil			0.54	0	0	50	92.593	7/20/2020	7/20/2020
2006518-025A	TAFBS-S-75	Soil			0.52	0	0	50	96.154	7/20/2020	7/20/2020
2006518-026A	TAFBS-S-76	Soil			0.55	0	0	50	90.909	7/20/2020	7/20/2020
2006583-001A	TAFBS-S-77	Soil			0.55	0	0	50	90.909	7/20/2020	7/20/2020
2006583-002A	TRNWX-S-700	Soil			0.57	0	0	50	87.719	7/20/2020	7/20/2020
2006583-003A	TAFBS-S-78	Soil			0.55	0	0	50	90.909	7/20/2020	7/20/2020
2006583-004A	TRNWX-S-800	Soil			0.53	0	0	50	94.340	7/20/2020	7/20/2020
2006583-005A	TAFBS-S-79	Soil			0.54	0	0	50	92.593	7/20/2020	7/20/2020
2006583-006A	TRNWX-S-900	Soil			0.54	0	0	50	92.593	7/20/2020	7/20/2020
2006583-007A	TAFBS-S-80	Soil			0.58	0	0	50	86.207	7/20/2020	7/20/2020
2006583-008A	TRNWX-S-200	Soil			0.61	0	0	50	81.967	7/20/2020	7/20/2020
2006583-009A	TAFBS-S-81	Soil			0.6	0	0	50	83.333	7/20/2020	7/20/2020

Type	Chemical / Reagent ID	Chemical / Reagent Name	Container#	Container ID	Amount Added	Amount Unit
Chemical	2290	Hydrochloric acid	8605	Cont-01 of 06	5	mL
Chemical	2294	nitric acid	8616	Cont-01 of 04	10	mL
Chemical	2295	Hydrogen Peroxide, 30% w/w	8621	Cont-01 of 01	4	mL

Spk ID	Spk Name	Samp Type	Container#	Container ID	Amount Added	Amount Unit
RTI-24-120219	AAC-STD-2 11 Metals 1000µg/mL	LCS,MS,MSD-MS	26245	Cont-01 of 01	0.01	mL
RTI-25-120219	AAC-STD-3A	LCS,MS,MSD-MS	26246	Cont-01 of 01	0.01	mL
RTI-26-120219	AAC-STD-4A 1000µg/mL	LCS,MS,MSD-MS	26247	Cont-01 of 01	0.01	mL



## FORM I

CLIENT SAMP ID

## INORGANIC ANALYSIS DATA SHEET

TAFBS-S-77CS

Lab Name: RTI Laboratories, Inc.

Contract:

Lab Code: GLEN01ClientID: USA17Workorder No.: 2006583Matrix: SoilLab Sample ID: 2006583-001A% Solids: 0Date Received: 6/29/2020 8:56 AMConcentration Units: wt%Date Analyzed: 7/2/2020 7:30 AMTotal/Dissolved: (Total)Date Collected: 6/25/2020 6:56 AMInstrument ID: BAL3Batch ID: R119288

CAS No.	Analyte	Concentration	C	Q	DL	LOD	LOQ	M
7732-18-5	Percent Moisture	5.9			1.0	1.0	1.0	B

## FORM I

CLIENT SAMP ID

## INORGANIC ANALYSIS DATA SHEET

TRNWX-S- 700CS
-------------------

Lab Name: RTI Laboratories, Inc.

Contract:

Lab Code: GLEN01ClientID: USA17Workorder No.: 2006583Matrix: SoilLab Sample ID: 2006583-002A% Solids: 0Date Received: 6/29/2020 8:56 AMConcentration Units: wt%Date Analyzed: 7/2/2020 7:30 AMTotal/Dissolved: (Total)Date Collected: 6/25/2020 7:00 AMInstrument ID: BAL3Batch ID: R119288

CAS No.	Analyte	Concentration	C	Q	DL	LOD	LOQ	M
7732-18-5	Percent Moisture	6.3			1.0	1.0	1.0	B

## FORM I

CLIENT SAMP ID

## INORGANIC ANALYSIS DATA SHEET

TAFBS-S-78CS

Lab Name: RTI Laboratories, Inc.

Contract:

Lab Code: GLEN01ClientID: USA17Workorder No.: 2006583Matrix: SoilLab Sample ID: 2006583-003A% Solids: 0Date Received: 6/29/2020 8:56 AMConcentration Units: wt%Date Analyzed: 7/2/2020 7:30 AMTotal/Dissolved: (Total)Date Collected: 6/25/2020 7:22 AMInstrument ID: BAL3Batch ID: R119288

CAS No.	Analyte	Concentration	C	Q	DL	LOD	LOQ	M
7732-18-5	Percent Moisture	5.3			1.0	1.0	1.0	B

## FORM I

CLIENT SAMP ID

## INORGANIC ANALYSIS DATA SHEET

TRNWX-S- 800CS
-------------------

Lab Name: RTI Laboratories, Inc.

Contract:

Lab Code: GLEN01ClientID: USA17Workorder No.: 2006583Matrix: SoilLab Sample ID: 2006583-004A% Solids: 0Date Received: 6/29/2020 8:56 AMConcentration Units: wt%Date Analyzed: 7/2/2020 7:30 AMTotal/Dissolved: (Total)Date Collected: 6/25/2020 7:25 AMInstrument ID: BAL3Batch ID: R119288

CAS No.	Analyte	Concentration	C	Q	DL	LOD	LOQ	M
7732-18-5	Percent Moisture	4.7			1.0	1.0	1.0	B

## FORM I

CLIENT SAMP ID

## INORGANIC ANALYSIS DATA SHEET

TAFBS-S-79CS

Lab Name: RTI Laboratories, Inc.

Contract:

Lab Code: GLEN01ClientID: USA17Workorder No.: 2006583Matrix: SoilLab Sample ID: 2006583-005A% Solids: 0Date Received: 6/29/2020 8:56 AMConcentration Units: wt%Date Analyzed: 7/2/2020 7:30 AMTotal/Dissolved: (Total)Date Collected: 6/25/2020 7:39 AMInstrument ID: BAL3Batch ID: R119288

CAS No.	Analyte	Concentration	C	Q	DL	LOD	LOQ	M
7732-18-5	Percent Moisture	5.6			1.0	1.0	1.0	B

## FORM I

CLIENT SAMP ID

## INORGANIC ANALYSIS DATA SHEET

TRNWX-S- 900CS
-------------------

Lab Name: RTI Laboratories, Inc.

Contract:

Lab Code: GLEN01ClientID: USA17Workorder No.: 2006583Matrix: SoilLab Sample ID: 2006583-006A% Solids: 0Date Received: 6/29/2020 8:56 AMConcentration Units: wt%Date Analyzed: 7/2/2020 7:30 AMTotal/Dissolved: (Total)Date Collected: 6/25/2020 7:44 AMInstrument ID: BAL3Batch ID: R119289

CAS No.	Analyte	Concentration	C	Q	DL	LOD	LOQ	M
7732-18-5	Percent Moisture	5.5			1.0	1.0	1.0	B

## FORM I

CLIENT SAMP ID

## INORGANIC ANALYSIS DATA SHEET

TAFBS-S-80CS

Lab Name: RTI Laboratories, Inc.

Contract:

Lab Code: GLEN01ClientID: USA17Workorder No.: 2006583Matrix: SoilLab Sample ID: 2006583-007A% Solids: 0Date Received: 6/29/2020 8:56 AMConcentration Units: wt%Date Analyzed: 7/2/2020 7:30 AMTotal/Dissolved: (Total)Date Collected: 6/25/2020 8:00 AMInstrument ID: BAL3Batch ID: R119289

CAS No.	Analyte	Concentration	C	Q	DL	LOD	LOQ	M
7732-18-5	Percent Moisture	4.5			1.0	1.0	1.0	B

## FORM I

CLIENT SAMP ID

## INORGANIC ANALYSIS DATA SHEET

TRNWX-S- 200CS
-------------------

Lab Name: RTI Laboratories, Inc.

Contract:

Lab Code: GLEN01ClientID: USA17Workorder No.: 2006583Matrix: SoilLab Sample ID: 2006583-008A% Solids: 0Date Received: 6/29/2020 8:56 AMConcentration Units: wt%Date Analyzed: 7/2/2020 7:30 AMTotal/Dissolved: (Total)Date Collected: 6/25/2020 8:03 AMInstrument ID: BAL3Batch ID: R119289

CAS No.	Analyte	Concentration	C	Q	DL	LOD	LOQ	M
7732-18-5	Percent Moisture	5.9			1.0	1.0	1.0	B



## FORM I

CLIENT SAMP ID

## INORGANIC ANALYSIS DATA SHEET

TAFBS-S-81CS

Lab Name: RTI Laboratories, Inc.

Contract:

Lab Code: GLEN01ClientID: USA17Workorder No.: 2006583Matrix: SoilLab Sample ID: 2006583-009A% Solids: 0Date Received: 6/29/2020 8:56 AMConcentration Units: wt%Date Analyzed: 7/2/2020 7:30 AMTotal/Dissolved: (Total)Date Collected: 6/25/2020 8:24 AMInstrument ID: BAL3Batch ID: R119289

CAS No.	Analyte	Concentration	C	Q	DL	LOD	LOQ	M
7732-18-5	Percent Moisture	8.4			1.0	1.0	1.0	B

## FORM I

CLIENT SAMP ID

## INORGANIC ANALYSIS DATA SHEET

TRNWX-S- 100CS
-------------------

Lab Name: RTI Laboratories, Inc.

Contract:

Lab Code: GLEN01ClientID: USA17Workorder No.: 2006583Matrix: SoilLab Sample ID: 2006583-010A% Solids: 0Date Received: 6/29/2020 8:56 AMConcentration Units: wt%Date Analyzed: 7/2/2020 7:30 AMTotal/Dissolved: (Total)Date Collected: 6/25/2020 8:30 AMInstrument ID: BAL3Batch ID: R119289

CAS No.	Analyte	Concentration	C	Q	DL	LOD	LOQ	M
7732-18-5	Percent Moisture	7.3			1.0	1.0	1.0	B

## FORM I

CLIENT SAMP ID

## INORGANIC ANALYSIS DATA SHEET

ZZZZZZ

Lab Name: RTI Laboratories, Inc.

Contract:

Lab Code: GLEN01ClientID: USA17Workorder No.: 2006583

Matrix:

Lab Sample ID: 2006518-012ADUP% Solids: 0Date Received: 6/29/2020 8:56 AMConcentration Units: wt%Date Analyzed: 7/2/2020 7:30 AMTotal/Dissolved: (Total)

Date Collected:

Instrument ID: BAL3Batch ID: R119288

CAS No.	Analyte	Concentration	C	Q	DL	LOD	LOQ	M
7732-18-5	Percent Moisture	8.4			1.0	1.0	1.0	B

## FORM I

CLIENT SAMP ID

## INORGANIC ANALYSIS DATA SHEET

TAFBS-S-  
79LR1Lab Name: RTI Laboratories, Inc.

Contract:

Lab Code: GLEN01ClientID: USA17Workorder No.: 2006583

Matrix:

Lab Sample ID: 2006583-005ADUP% Solids: 0Date Received: 6/29/2020 8:56 AMConcentration Units: wt%Date Analyzed: 7/2/2020 7:30 AMTotal/Dissolved: (Total)

Date Collected:

Instrument ID: BAL3Batch ID: R119288

CAS No.	Analyte	Concentration	C	Q	DL	LOD	LOQ	M
7732-18-5	Percent Moisture	5.4			1.0	1.0	1.0	B

## FORM I

CLIENT SAMP ID

## INORGANIC ANALYSIS DATA SHEET

TRNWX-S-  
900LR1Lab Name: RTI Laboratories, Inc.

Contract:

Lab Code: GLEN01ClientID: USA17Workorder No.: 2006583

Matrix:

Lab Sample ID: 2006583-006ADUP% Solids: 0Date Received: 6/29/2020 8:56 AMConcentration Units: wt%Date Analyzed: 7/2/2020 7:30 AMTotal/Dissolved: (Total)

Date Collected:

Instrument ID: BAL3Batch ID: R119289

CAS No.	Analyte	Concentration	C	Q	DL	LOD	LOQ	M
7732-18-5	Percent Moisture	5.8			1.0	1.0	1.0	B

## FORM I

CLIENT SAMP ID

## INORGANIC ANALYSIS DATA SHEET

ZZZZZZ

Lab Name: RTI Laboratories, Inc.

Contract:

Lab Code: GLEN01ClientID: USA17Workorder No.: 2006583

Matrix:

Lab Sample ID: 2006604-015BDUP% Solids: 0Date Received: 6/29/2020 8:56 AMConcentration Units: wt%Date Analyzed: 7/2/2020 7:30 AMTotal/Dissolved: (Total)

Date Collected:

Instrument ID: BAL3Batch ID: R119289

CAS No.	Analyte	Concentration	C	Q	DL	LOD	LOQ	M
7732-18-5	Percent Moisture	41			1.0	1.0	1.0	B

FORM VI  
DUPLICATES

CLIENT SAMP ID

TAFBS-S-79

Lab Name: RTI Laboratories, Inc.

Contract:

Lab Code: GLEN01

Workorder No: 2006583

Matrix: Soil

Level (low/med): LOW

% Solids for Sample: 0

Concentration Units: wt%

Analyte	Control Limit	Sample (S)	C	Duplicate (D)	C	RPD	Q	M
Percent Moisture	20	5.6		5.4		3.74		B

FORM VI  
DUPLICATES

CLIENT SAMP ID

TRNWX-S-900

Lab Name: RTI Laboratories, Inc.

Contract:

Lab Code: GLEN01

Workorder No: 2006583

Matrix: Soil

Level (low/med): LOW

% Solids for Sample: 0

Concentration Units: wt%

Analyte	Control Limit	Sample (S)	C	Duplicate (D)	C	RPD	Q	M
Percent Moisture	20	5.5		5.8		5.21		B



FORM VI  
DUPLICATES

CLIENT SAMP ID

ZZZZZZ

Lab Name: RTI Laboratories, Inc.

Contract:

Lab Code: GLEN01

Workorder No: 2006583

Matrix: Soil

Level (low/med): LOW

% Solids for Sample: 0

Concentration Units: wt%

Analyte	Control Limit	Sample (S)	C	Duplicate (D)	C	RPD	Q	M
Percent Moisture	20	8.4		8.4		1.08		B

FORM VI  
DUPLICATES

CLIENT SAMP ID

ZZZZZZ

Lab Name: RTI Laboratories, Inc.

Contract:

Lab Code: GLEN01

Workorder No: 2006583

Matrix: Sediment

Level (low/med): LOW

% Solids for Sample: 0

Concentration Units: wt%

Analyte	Control Limit	Sample (S)	C	Duplicate (D)	C	RPD	Q	M
Percent Moisture	20	42		41		1.65		B

Balance #

3

PB602-S

+/- 0.02

Date	Time	1.00g Reading	10.00g Reading	50.00g reading	100.00g Reading	Initials
07/01/2020	11:45	1.00	10.00	50.00	100.02	ASP
07/02/2020	7:00	1.00	10.00	50.00	100.00	NVT
07/03/2020	7:54	1.00	10.00	50.00	100.00	NVT
07/04/2020						
07/05/2020						
07/06/2020						
07/07/2020	11:20	1.00	10.00	50.01	100.00	Nk
07/08/2020	9:20	1.00	10.00	50.01	100.00	gm
07/09/2020	8:40	1.00	10.00	50.00	100.01	gm
07/10/2020	10:40	0.99	10.0	50.01	100.01	gm
07/11/2020						
07/12/2020						
07/13/2020						
07/14/2020	9:45	1.01	10.00	50.01	100.01	gm
07/15/2020	9:20	1.00	10.00	50.00	100.01	gm
07/16/2020	9:50	1.00	10.01	50.01	100.01	gm
07/17/2020	12:40	1.00	10.00	50.00	100.01	gm
07/18/2020						
07/19/2020						
07/20/2020	11:50	1.00	10.00	50.01	100.02	gm
07/21/2020	14:30	0.99	10.01	50.00	100.01	MKB
07/22/2020	8:05	1.00	10.00	50.00	100.01	MKB
07/23/2020	10:50	1.00	10.00	50.01	100.01	gm
07/24/2020	18:06	1.00	10.00	50.01	100.01	JJC
07/25/2020						
07/26/2020						
07/27/2020	08:22	1.00	9.99	50.01	100.02	JJC
07/28/2020	8:25	1.00	9.99	50.01	100.01	MKB
07/29/2020	8:05	1.00	10.00	50.00	100.01	MKB
07/30/2020						
07/31/2020						

Not used.  
07/14/20  
gm

Not used  
07/20/20  
gm

not used JJC  
7/27/20

# PMOIST Data

Oven	Date/Time In	Temp C	Date/Time Out	Temp C
5	7/2/2020 7:30	103	7/2/2020 8:30	103
5	7/2/2020 9:30	103	7/3/2020 8:00	103
5	7/3/2020 8:26	103	7/3/2020 9:32	103

Analyst	Analysis Date/Time
NVJ	7/2/2020 7:30

Filter #	Sample ID	Pan Tare Weight (g)	Sample + Tare Weight (g)	First Dry Weight (g)	Second Dry Weight (g)	CW	Third Dry Weight (g)	CW	Percent Moisture
1	2006518-012A	1.2700	15.1500	14.0200	13.9900				8.3573
2	2006518-012ADUP	1.2800	15.8400	14.6500	14.6100				8.4478
3	2006518-013A	1.2800	15.4300	14.6400	14.6200				5.7244
4	2006518-014A	1.2800	15.4000	14.4400	14.4100				7.0113
5	2006518-015A	1.2800	16.0900	14.4400	14.4100				11.3437
6	2006518-016A	1.2700	15.4400	13.6900	13.6700				12.4912
7	2006518-017A	1.2800	15.3900	14.2500	14.2300				8.2211
8	2006518-018A	1.2700	16.7800	15.6600	15.6200				7.4790
9	2006518-019A	1.2700	16.6100	14.9500	14.9400				10.8866
10	2006518-020A	1.2800	15.1100	13.6000	13.5800				11.0629
11	2006518-021A	1.2800	15.2700	13.9300	13.9100				9.7212
12	2006518-022A	1.2800	15.7300	14.4900	14.4800				8.6505
13	2006518-023A	1.2700	15.8500	14.0200	13.9900				12.7572
14	2006518-024A	1.2800	15.4000	13.8600	13.8400				11.0482
15	2006518-025A	1.2800	15.3400	14.1100	14.1100				8.7482
16	2006518-026A	1.2800	15.1800	14.4700	14.4300				5.3957
17	2006583-001A	1.2800	15.7400	14.9100	14.8800				5.9474
18	2006583-002A	1.2800	15.1100	14.2700	14.2400				6.2907
19	2006583-003A	1.2800	16.7000	15.9300	15.8900				5.2529
20	2006583-004A	1.2700	16.3900	15.7000	15.6800				4.6958
21	2006583-005A	1.2800	15.7100	14.9300	14.9000				5.6133
22	2006583-005ADUP	1.2800	15.1500	14.4300	14.4000				5.4074
23									
24									

Balance #

3

PB602-S

+/- 0.02

Date	Time	1.00g Reading	10.00g Reading	50.00g reading	100.00g Reading	Initials
07/01/2020	11:45	1.00	10.00	50.00	100.02	ASP
07/02/2020	7:00	1.00	10.00	50.00	100.00	NVT
07/03/2020	7:54	1.00	10.00	50.00	100.00	NVT
07/04/2020						
07/05/2020						
07/06/2020						
07/07/2020	11:20	1.00	10.00	50.01	100.00	NK
07/08/2020	9:20	1.00	10.00	50.01	100.00	gm
07/09/2020	8:40	1.00	10.00	50.00	100.01	gm
07/10/2020	10:40	0.99	10.0	50.01	100.01	gm
07/11/2020						
07/12/2020						
07/13/2020						
07/14/2020	9:45	1.01	10.00	50.01	100.01	gm
07/15/2020	9:20	1.00	10.00	50.00	100.01	gm
07/16/2020	9:50	1.00	10.01	50.01	100.01	gm
07/17/2020	12:40	1.00	10.00	50.00	100.01	gm
07/18/2020						
07/19/2020						
07/20/2020	11:50	1.00	10.00	50.01	100.02	gm
07/21/2020	14:30	0.99	10.01	50.00	100.01	MBB
07/22/2020	8:05	1.00	10.00	50.00	100.01	MBB
07/23/2020	10:50	1.00	10.00	50.01	100.01	gm
07/24/2020	18:06	1.00	10.00	50.01	100.01	JJC
07/25/2020						
07/26/2020						
07/27/2020	08:22	1.00	9.99	50.01	100.02	JJC
07/28/2020	8:25	1.00	9.99	50.01	100.01	MBB
07/29/2020	8:05	1.00	10.00	50.00	100.01	MBB
07/30/2020						
07/31/2020						

Not used.  
07/14/20  
gm

Not used  
07/20/20  
gm

not used JJC  
7/27/20

# PMOIST Data

Oven	Date/Time In	Temp C	Date/Time Out	Temp C
5	7/2/2020 7:30	103	7/2/2020 8:30	103
5	7/2/2020 9:30	103	7/3/2020 8:00	103
5	7/3/2020 8:26	103	7/3/2020 9:32	103

Analyst	Analysis Date/Time
NVJ	7/2/2020 7:30

Filter #	Sample ID	Pan Tare Weight (g)	Sample + Tare Weight (g)	First Dry Weight (g)	Second Dry Weight (g)	CW	Third Dry Weight (g)	CW	Percent Moisture
1	2006583-006A	1.2700	15.5600	14.7800	14.7800				5.4584
2	2006583-006ADUP	1.2700	15.5300	14.7100	14.7100				5.7504
3	2006583-007A	1.2700	15.0200	14.4000	14.4000				4.5091
4	2006583-008A	1.2800	15.0600	14.2400	14.2500				5.8781
5	2006583-009A	1.2700	15.2800	14.0900	14.1000				8.4226
6	2006583-010A	1.2800	15.1900	14.1800	14.1800				7.2610
7	2006604-001B	1.2700	16.8300	12.8300	12.8300				25.7069
8	2006604-002B	1.2700	16.6200	9.3900	9.3800				47.1661
9	2006604-003B	1.2700	15.2000	9.0000	9.0000				44.5083
10	2006604-004B	1.2700	16.7900	9.3500	9.3500				47.9381
11	2006604-005B	1.2800	17.1500	10.7800	10.7800				40.1386
12	2006604-006B	1.2700	15.7100	7.6900	7.6900				55.5402
13	2006604-007B	1.2800	15.9300	9.8600	9.8500				41.5017
14	2006604-008B	1.2800	18.0100	8.3700	8.3700				57.6210
15	2006604-009B	1.2700	17.6000	8.2900	8.2800				57.0729
16	2006604-010B	1.2800	16.8400	10.3000	10.3000				42.0308
17	2006604-011B	1.2800	15.7400	7.8900	7.8900				54.2877
18	2006604-012B	1.2700	18.9000	14.1500	14.1300				27.0562
19	2006604-013B	1.2700	15.1600	9.6200	9.6200				39.8848
20	2006604-014B	1.2700	16.4400	10.5300	10.5300				38.9585
21	2006604-015B	1.2800	17.5400	10.8000	10.7900				41.5129
22	2006604-015BDUP	1.2700	18.0700	11.2200	11.2100				40.8333
23									
24									

## **APPENDIX B**

### Chemical Data Quality Summary Report

# CHEMICAL DATA QUALITY ASSESSMENT AND USABILITY REPORT

**Project:** Travis Air Force Base 21R/03L Runway Repair, Contract: FA8903-16-D-0012

**Data Provider:** RTI Laboratories  
31628 Glendale St.  
Livonia, MI 48150

**Data Reviewer:** Sacramento District (CESPK-EDE-D)/ Pei Zhang

**Review Date:** August 20, 2020

**1 INTRODUCTION:** This report presents a data review of the soil samples collected from Travis Air Force Base 21R/03L Runway, CA during June 22 to June 25, 2020 sampling events, totaling 95 samples, were performed by US Army Corps of Engineers Sacramento District and laboratory testing was coordinated and managed by RTI Laboratories. The final data packages were submitted to USACE Sacramento District, Environmental Design Section for chemical data quality assessment and usability.

**2 BACKGROUND:** TAFB is approximately 53 miles northeast of San Francisco, California and 39.5 miles southwest of Sacramento, California. Located approximately three miles east of Fairfield, California, Travis AFB occupies 5,137 acres of land within Solano County, California. Runway 21R/03L is the interior runway at TAFB.

The Base was established in 1942 and officially opened in June of 1943. The primary mission was to service and ferry tactical aircraft from California to the Pacific war zone during WWII. By 1949, the TAFB became part of the strategic air command and served as home to bombers, which included new and widened runways, new hangers, and permanent barracks and living quarters. The base grew to its present size of 5,137 acres. The base has since become the largest in the Air Mobility Command in terms of aircraft and personnel.

Normal flight line operations may have resulted in accidental jet fuel spills that could have impacted surface and subsurface soil under and adjacent to the current runway footprint. This investigation was to determine the concentration Jet Fuel (Total petroleum hydrocarbons -Diesel Range Organics (TPH-DRO)), Gasoline (Total petroleum hydrocarbons -Gasoline Range Organics (TPH-GRO)), and Lead in soil adjacent to or under the existing runway.

**3 Procedure:** This report was conducted in accordance with EPA Stage 2B and Stage 3 (10%) data validation protocols and the guidelines set forth by the following documents:

DoD Data Validation Guidelines Revision 1 (May 2020).

National Functional Guidelines: EPA-540-R-2017-001 and EPA-540-R-2017-002

DoD Quality System Manual for Environmental Laboratories, Version 5.3, 2019.

Also, this data assessment used standard laboratory practices and professional judgment when the above guidelines were not applicable. Professional judgment shall prevail if there is conflict between the documents.

CESPK-EDE-D reviewed major quality components of the analytical data packages: Preservation/Handling, Holding Times, Accuracy, Precision, Sensitivity, Completeness, Comparability, and Representativeness.



#### 4.0 Data Package Completeness

- The Chain of Custody (COC) was documented properly with no discrepancies. The cooler receipt checklist indicates that all samples were received intact with an acceptable temperature of 2 – 6 °C, except samples of sample delivery group (SDG) 2006583 (6.9 °C). Since the temperature is ≤ 10°C, no qualifier are applied to affected samples.
- All samples for GRO analysis (SDG 2006454, 2006479, 2006481, 2006518, 2006583) were analyzed approximately 2 weeks beyond the holding time.  
Due to surrogate recoveries exceeding control limits, DRO analysis method extraction holding time was exceeded for the following samples.  
2006454-002,008,009,012,018, 2006481-018, 2006583-002.  
For Lead analysis, all samples were prepared and analyzed within the required methods' holding times.
- The results between the Detection Limit (DL) and the Limit of Quantitation (LOQ) will be “J” flagged.
- The laboratory submitted all required deliverables. The laboratories followed adequate corrective action processes and all anomalies were discussed in the case narrative.

#### 4 Data Verification and Validation

The data package presented acceptable performance with qualifications in the report narrative.

Common data qualifiers used for this review are defined as follows:

- |     |   |
|-----|---|
| J   | The reported result is an estimated value with an unknown bias.   |
| J + | The result is an estimated quantity, and the result may be biased high.   |
| J - | The result is an estimated quantity, and the result may be biased low.  |
| U   | The analyte was analyzed for, but was not detected above the level of either the sample quantitation limit or the sample detection limit.   |
| UJ  | The analyte was analyzed for, but was not detected above the level of the sample quantitation limit or the sample detection limit. The reported value is approximate and maybe inaccurate or imprecise.   |
| X   | The sample results (including non-detects) were affected by serious deficiencies in the ability to analyze the sample and to meet published method and project quality control criteria. The presence or absence of the analyte cannot be substantiated by the data provided. Acceptance or rejection of the data should be decided by the project team (which should include a project chemist), but exclusion of the data is recommended. |

#### 5 Evaluation: Data Accuracy, Precision, and Sensitivity

- **Accuracy Criteria** - Accuracy is used to describe the agreement between a measured value and the true value. The goal is to maintain a level of accuracy consistent with the DQOs. Accuracy is usually measured by the percent recovery (%R) for LCS/ LCSD, MS/MSD and surrogate.
- **Precision Criteria** - The precision of a measurement is an expression of the agreement between duplicate measurements of the same property taken under similar conditions. Precision can be expressed quantitatively by the relative percent difference (RPD) by field and laboratory duplicate samples. The project criteria for precision (RPD) for this sampling effort is that duplicate RPDs be less than 20%.

- **Sensitivity Criteria** - Sensitivity refers to the ability of an analytical procedure to detect and quantify an analyte at a given concentration.

### 5.1 Evaluation Sample Methods QC: Petroleum Hydrocarbons (GRO) –EPA Method 8015D

- **Method Blank (MB):** The laboratory method blanks were analyzed at the required frequency for the above listed methods and no GRO of concern were detected above the LOQ.
- **Accuracy:** The matrix spikes (MSs/MSDs) and Laboratory Control Samples (LCS) were analyzed for all the Sample Delivery Group (SDG) at the required frequency and all within the control limits.
- **Precision:** The Precision (RPD) all of the GRO data is acceptable.
- **Surrogate Recovery:** Surrogate standards are spiked into all field and QC samples prior to analysis. Surrogates are a means of assessing method performance from extraction to final chromatographic measurement. All samples and QC samples were spiked with required surrogates without exception. All surrogate percent recoveries are in specification.

### 5.2 Evaluation Sample Methods QC: Petroleum Hydrocarbons (DRO) – EPA Methods 3550C/8015D

- **Method Blank (MB):** The laboratory method blanks were analyzed at the required frequency for the above listed methods and no DRO of concern were detected above the LOQ.
- **Accuracy:**  
The matrix spikes (MSs/MSDs) and Laboratory Control Samples (LCS) were analyzed for all the Sample Delivery Group (SDG) at the required frequency.  
Sample 2006454-014A MS/MSD, 2006454-027A MS/MSD, 2006481-025A MS, 2006518-015A MS/MSD, and 2006583-006A MSD percent recoveries were greater than the upper control limit, affected samples are “J+” flagged.  
Batch 51991 LCSD: Recovery for DRO exceeded the upper control limits, affected samples are “J+” flagged.
- **Precision:** The Precision (RPD) most of the DRO data is acceptable. Sample 2002006481-025A MSD (Batch 51998), 2006518-015A MSD (Batch 52012) RPD result for DRO was elevated, affected samples are “J” flagged.
- **Surrogate Recovery:** Surrogate standards are spiked into all field and QC samples prior to analysis. Surrogates are a means of assessing method performance from extraction to final chromatographic measurement. All samples and QC samples were spiked with required surrogates without exception.  
Sample 200454-002, 200454-004, 200454-005, 200454-007, 200454-009, 200454-012, 200454-013, 200454-014, 200454-025; Sample 200479-006; Sample 200481-011, 200481-012, 200481-014, 200481-015, 200481-016, 200481-017, 200481-021, 200481-022; Sample 2006518-002, 2006518-004, 2006518-011, 2006518-012, 2006518-014, 2006518-015, 2006518-016, 2006518-017, 2006518-018, 2006518-019, 2006518-020, 2006518-021, 2006518-024; Sample 2006583-003, 2006583-007, 2006583-008, 2006583-009, and 2006583-010 surrogate percent recovery is greater than the upper acceptance limit, associated detects in the sample are qualified with a positive bias “J+” and non-detects should not be qualified.  
Sample 200454-008, 200454-011, and Sample 2006518-009 surrogate percent recovery is less than the lower acceptance limit but  $\geq 10\%$ , all associated detects are qualified as “J-” and non-detects as estimated UJ.

### 5.3 Evaluation Sample Methods QC: EPA Method 6020B (Lead),

- **Method Blank (MB):** The laboratory method blanks were analyzed at the required frequency for the above listed methods and no contaminate of concern were detected above the LOQ.
- **Accuracy:** The matrix spikes (MSs/MSDs) or Laboratory Control Samples (LCS/LCSD) were analyzed for all of the Sample Delivery Group (SDG) at the required frequency.  
Sample 2006-454-001A MS, Sample 2006518-004A MS recovery of Lead exceeded the lower control limits, associated parent samples are qualified as estimated J- and non-detects as estimated UJ.

Sample 2006583-010A MS recovery for Lead was 78.7%, while the 2006583-010A MSD recovery for Lead was 323%, since LCS recovery for Lead was within the control limit, affected sample (2006583-010) is “J” flagged.

- **Precision:** The Precision (RPD) most of the Lead data is acceptable. Sample 2006454-0001A MSD (Batch 51972), and Sample 2006583-010A MSD (Batch 52077) RPD result for Lead was elevated, affected samples are “J” flagged.

## 6 Evaluation Data Completeness

Completeness is a measure of the amount of valid data obtained from a measurement system compared to the amount that was expected to be obtained under correct normal conditions.

### 6.1 Evaluation of analytical completeness

- A total of 95 soil samples were submitted to the RORE, Inc. For the analysis of GRO and DRO (EPA 8015D), and metal Lead (EPA 6020B) resulting in a dataset of 285 associated results. There were 173 “J” flagged results, about 60.7% of the total results. There were no rejections and the analytical completeness is 100%.

## 7 Evaluation Data Comparability and Representativeness

- **Comparability Criteria** - Comparability is a qualitative parameter. Consistency in the acquisition, handling, and analysis of samples is necessary for comparing results. Samples are collected and transported in accordance with site standard operating procedures and analyzed using standard EPA or nationally recognized analytical methods.
- **Representativeness Criteria** - Representativeness is a qualitative measurement that describes how well the analytical data characterizes a release area or area of concern under investigation as part of an environmental site assessment.

**7.1 Evaluation of Data Comparability** – The analytical methods used to obtain the data are standard EPA methods. The dataset results can be used to compare to any other similar national standardized testing method. The analytical data is comparable to historical data obtained from the project area.

**7.2 Evaluation of Data Representativeness** - Field sampling accuracy was attained through strict adherence to the approved final work plan and by using approved analytical methods for sample analyses. Based on this, the data should represent as near as possible the actual field conditions at the time of the sampling.

## 8 Overall Data Assessment

As was determined by this evaluation, the laboratory followed the specified analytical methods. QC accuracy was acceptable, as demonstrated by the LCS and MS recoveries. Precision was acceptable as was shown by the RPD, matrix spike sample, and duplicate sample results. Sensitivity was acceptable as demonstrated by the laboratory’s DL and LOQs.

The analytical data shows precision, accuracy, sensitivity which are the major indicators of data quality. The samples are representative of the soil samples for each of specified locations. Analytical method of analyses met project required accuracy, precision and sensitivity. There were no rejected data. Analytical and technical completeness goals were met.

The discrepancies are noted in this review and noted in the case narrative. Data was properly flagged and does not affect the overall quality of the data. The reported data is usable for its intended purpose. Validated data qualifiers are summarized in the following table.

**SDG 2006454**

SDG 2006454

Diesel Range Organics (DRO)

Method: SW8015D SW3550C

Matrix: Soil

Field ID	Lab ID	Result	DL	LOD	LOQ	Units	Data Validation Flags	Reason Code
TAFBS-S-66	2006454-001A	5600	620	680	1700	µg/kg		
TAFBS-S-67	2006454-002A	650000	1300	1400	3500	µg/kg		
TAFBS-S-68	2006454-003A	280000	630	690	1700	µg/kg		
TAFBS-S-69	2006454-004A	84000	630	690	1700	µg/kg		
TAFBS-S-70	2006454-005A	12000	630	690	1700	µg/kg		
TAFBS-S-71	2006454-006A	3400	3100	3400	8500	µg/kg		
TAFBS-S-1	2006454-007A	1200	650	710	1800	µg/kg		
TAFBS-S-2	2006454-008A	20000	1200	1400	3400	µg/kg		
TAFBS-S-3	2006454-009A	1400	1200	1400	3400	µg/kg		
TAFBS-S-4	2006454-010A	37000	620	690	1700	µg/kg		
TAFBS-S-5	2006454-011A	20000	620	690	1700	µg/kg		
TAFBS-S-6	2006454-012A	200000	1300	1400	3600	µg/kg		
TAFBS-S-65	2006454-013A	71000	3200	3500	8800	µg/kg		
TAFBS-S-64	2006454-014A	2300	2000	2300	5600	µg/kg	J+	M2
TAFBS-S-63	2006454-015A	720	660	720	180	µg/kg		
TAFBS-S-62	2006454-016A	48000	3100	3500	8600	µg/kg		
TAFBS-S-61	2006454-017A	710	640	710	1800	µg/kg		
TAFBS-S-60	2006454-018A	1400	1200	1400	3400	µg/kg		
TAFBS-S-59	2006454-019A	720	660	720	1800	µg/kg		
TAFBS-S-58	2006454-020A	720	660	720	1800	µg/kg		
TAFBS-S-57	2006454-021A	710	640	710	1800	µg/kg	J+	L2
TAFBS-S-56	2006454-022A	760	700	760	1900	µg/kg	J+	L2
TAFBS-S-55	2006454-023A	710	650	710	1800	µg/kg	J+	L2

SDG 2006454 Diesel Range Organics (DRO) Method: SW8015D SW3550C Matrix: Soil								
Field ID	Lab ID	Result	DL	LOD	LOQ	Units	Data Validation Flags	Reason Code
TAFBS-S-54	2006454-024A	710	640	710	1800	µg/kg	J+	L2
TAFBS-S-53	2006454-025A	710	640	710	1800	µg/kg	J+	L2
TAFBS-S-52	2006454-026A	710	650	710	1800	µg/kg	J+	L2
TAFBS-S-51	2006454-027A	2100	1900	2100	5300	µg/kg	J+	M2, L2

SDG 2006454 Metals (Lead) Method: SW6020B SW3050B Matrix: Soil								
Field ID	Lab ID	Result	DL	LOD	LOQ	Units	Data Validation Flags	Reason Code
TAFBS-S-66	2006454-001A	23000	57	93	190	µg/kg	J-	M3, M4
TAFBS-S-67	2006454-002A	96000	63	100	200	µg/kg	J	M4
TAFBS-S-68	2006454-003A	44000	62	100	200	µg/kg	J	M4
TAFBS-S-69	2006454-004A	210000	61	99	200	µg/kg	J	M4
TAFBS-S-70	2006454-005A	22000	58	94	190	µg/kg	J	M4
TAFBS-S-71	2006454-006A	17000	59	96	190	µg/kg	J	M4
TAFBS-S-1	2006454-007A	11000	62	100	200	µg/kg	J	M4
TAFBS-S-2	2006454-008A	99000	59	96	190	µg/kg	J	M4
TAFBS-S-3	2006454-009A	29000	57	92	180	µg/kg	J	M4
TAFBS-S-4	2006454-010A	56000	59	96	190	µg/kg	J	M4
TAFBS-S-5	2006454-011A	79000	58	94	190	µg/kg	J	M4
TAFBS-S-6	2006454-012A	620000	59	95	190	µg/kg	J	M4
TAFBS-S-65	2006454-013A	200000	59	95	190	µg/kg	J	M4
TAFBS-S-64	2006454-014A	37000	57	93	190	µg/kg	J	M4
TAFBS-S-63	2006454-015A	12000	59	95	190	µg/kg	J	M4

SDG 2006454 Metals (Lead) Method: SW6020B SW3050B Matrix: Soil								
Field ID	Lab ID	Result	DL	LOD	LOQ	Units	Data Validation Flags	Reason Code
TAFBS-S-62	2006454-016A	110000	62	100	200	µg/kg	J	M4
TAFBS-S-61	2006454-017A	24000	55	89	180	µg/kg	J	M4
TAFBS-S-60	2006454-018A	27000	60	97	190	µg/kg	J	M4
TAFBS-S-59	2006454-019A	29000	57	92	180	µg/kg	J	M4
TAFBS-S-58	2006454-020A	9400	57	92	180	µg/kg	J	M4
TAFBS-S-57	2006454-021A	23000	58	94	190	µg/kg		
TAFBS-S-56	2006454-022A	10000	65	100	210	µg/kg		
TAFBS-S-55	2006454-023A	12000	60	98	200	µg/kg		
TAFBS-S-54	2006454-024A	12000	64	100	210	µg/kg		
TAFBS-S-53	2006454-025A	44000	59	96	190	µg/kg		
TAFBS-S-52	2006454-026A	19000	63	100	210	µg/kg		
TAFBS-S-51	2006454-027A	27000	62	100	200	µg/kg		

SDG 2006454 Gasoline Range Organics (GRO) Method: SW8015D Matrix: Soil								
Field ID	Lab ID	Result	DL	LOD	LOQ	Units	Data Validation Flags	Reason Code
TAFBS-S-66	2006454-001B	1300	1100	1300	2100	µg/kg	J-	H1
TAFBS-S-67	2006454-002B	1400	1200	1400	2200	µg/kg	J-	H1
TAFBS-S-68	2006454-003B	1400	1200	1400	2300	µg/kg	J-	H1
TAFBS-S-69	2006454-004B	1400	1200	1400	2200	µg/kg	J-	H1
TAFBS-S-70	2006454-005B	1400	1100	1400	2200	µg/kg	J-	H1
TAFBS-S-71	2006454-006B	1400	1100	1400	2200	µg/kg	J-	H1
TAFBS-S-1	2006454-007B	1400	1200	1400	2300	µg/kg	J-	H1

SDG 2006454

Gasoline Range Organics (GRO)

Method: SW8015D

Matrix: Soil

Field ID	Lab ID	Result	DL	LOD	LOQ	Units	Data Validation Flags	Reason Code
TAFBS-S-2	2006454-008B	1300	1100	1300	2100	µg/kg	J-	H1
TAFBS-S-3	2006454-009B	1300	1100	1300	2100	µg/kg	J-	H1
TAFBS-S-4	2006454-010B	1300	1100	1300	2100	µg/kg	J-	H1
TAFBS-S-5	2006454-011B	1300	1100	1300	2100	µg/kg	J-	H1
TAFBS-S-6	2006454-012B	1500	1300	1500	2400	µg/kg	J-	H1
TAFBS-S-65	2006454-013B	1400	1200	1400	2300	µg/kg	J-	H1
TAFBS-S-64	2006454-014B	1600	1400	1600	2600	µg/kg	J-	H1
TAFBS-S-63	2006454-015B	1500	1200	1500	2400	µg/kg	J-	H1
TAFBS-S-62	2006454-016B	1300	1100	1300	2100	µg/kg	J-	H1
TAFBS-S-61	2006454-017B	1400	1200	1400	2300	µg/kg	J-	H1
TAFBS-S-60	2006454-018B	1300	1100	1300	2100	µg/kg	J-	H1
TAFBS-S-59	2006454-019B	1500	1200	1500	2300	µg/kg	J-	H1
TAFBS-S-58	2006454-020B	1500	1200	1500	2300	µg/kg	J-	H1
TAFBS-S-57	2006454-021B	1400	1200	1400	2300	µg/kg	J-	H1
TAFBS-S-56	2006454-022B	1600	1400	1600	2600	µg/kg	J-	H1
TAFBS-S-55	2006454-023B	1400	1200	1400	2300	µg/kg	J-	H1
TAFBS-S-54	2006454-024B	1400	1200	1400	2200	µg/kg	J-	H1
TAFBS-S-53	2006454-025B	1400	1200	1400	2300	µg/kg	J-	H1
TAFBS-S-52	2006454-026B	1400	1200	1400	2300	µg/kg	J-	H1
TAFBS-S-51	2006454-027B	1400	1200	1400	2200	µg/kg	J-	H1

**SDG 2006479**

SDG 2006479

Diesel Range Organics (DRO)

Method: SW8015D SW3550C

Matrix: Soil

Field ID	Lab ID	Result	DL	LOD	LOQ	Units	Data Validation Flags	Reason Code
TAFBS-S-25	2006479-001A	730	660	730	1800	µg/kg	J+	L2
TAFBS-S-24	2006479-002A	730	670	730	1800	µg/kg	J+	L2
TAFBS-S-23	2006479-003A	740	680	740	1900	µg/kg	J+	L2
TAFBS-S-22	2006479-004A	760	690	760	1900	µg/kg	J+	L2
TAFBS-S-21	2006479-005A	720	650	720	1800	µg/kg	J+	L2
TAFBS-S-20	2006479-006A	720	660	720	1800	µg/kg	J+	L2
TAFBS-S-19	2006479-007A	720	660	720	1800	µg/kg	J+	L2

SDG 2006479

Metals (Lead)

Method: SW6020B SW3050B

Matrix: Soil

Field ID	Lab ID	Result	DL	LOD	LOQ	Units	Data Validation Flags	Reason Code
TAFBS-S-25	2006479-001A	15000	65	100	210	µg/kg		
TAFBS-S-24	2006479-002A	18000	63	100	200	µg/kg		
TAFBS-S-23	2006479-003A	12000	61	100	200	µg/kg		
TAFBS-S-22	2006479-004A	13000	65	110	210	µg/kg		
TAFBS-S-21	2006479-005A	15000	59	96	190	µg/kg		
TAFBS-S-20	2006479-006A	55000	57	92	180	µg/kg		
TAFBS-S-19	2006479-007A	8300	61	99	200	µg/kg		



SDG 2006479

Gasoline Range Organics (GRO)

Method: SW8015D

Matrix: Soil

Field ID	Lab ID	Result	DL	LOD	LOQ	Units	Data Validation Flags	Reason Code
TAFBS-S-25	2006479-001B	1500	1200	1500	2400	µg/kg	J-	H1
TAFBS-S-24	2006479-002B	1500	1300	1500	2400	µg/kg	J-	H1
TAFBS-S-23	2006479-003B	1500	1300	1500	2500	µg/kg	J-	H1
TAFBS-S-22	2006479-004B	1600	1400	1600	2600	µg/kg	J-	H1
TAFBS-S-21	2006479-005B	1400	1200	1400	2300	µg/kg	J-	H1
TAFBS-S-20	2006479-006B	1500	1200	1500	2300	µg/kg	J-	H1
TAFBS-S-19	2006479-007B	1500	1200	1500	2400	µg/kg	J-	H1

**SDG 2006481**

SDG 2006481

Diesel Range Organics (DRO)

Method: SW8015D SW3550C

Matrix: Soil

Field ID	Lab ID	Result	DL	LOD	LOQ	Units	Data Validation Flags	Reason Code
TAFBS-S-50	2006481-001A	720	660	720	1800	µg/kg	J+	L2
TAFBS-S-49	2006481-002A	710	640	710	1800	µg/kg	J+	L2
TAFBS-S-48	2006481-003A	710	640	710	1800	µg/kg	J+	L2
TAFBS-S-47	2006481-004A	700	640	700	1800	µg/kg	J+	L2
TAFBS-S-46	2006481-005A	710	650	710	1800	µg/kg	J+	L2
TAFBS-S-45	2006481-006A	690	630	690	1700	µg/kg	J+	L2
TAFBS-S-44	2006481-007A	69000	3200	3500	8800	µg/kg	J	M4
TAFBS-S-43	2006481-008A	710	640	710	1800	µg/kg	J	M4
TAFBS-S-42	2006481-009A	720	650	720	1800	µg/kg	J	M4
TAFBS-S-41	2006481-010A	690	630	690	1700	µg/kg	J	M4
TAFBS-S-40	2006481-011A	700	630	700	1700	µg/kg	J	M4
TAFBS-S-39	2006481-012A	730	660	730	1800	µg/kg	J	M4
TAFBS-S-38	2006481-013A	12000	650	710	1800	µg/kg	J	M4
TAFBS-S-37	2006481-014A	12000	630	690	1700	µg/kg	J	M4
TAFBS-S-36	2006481-015A	700	640	700	1700	µg/kg	J	M4
TAFBS-S-35	2006481-016A	740	670	740	1900	µg/kg	J	M4
TAFBS-S-34	2006481-017A	700	640	700	1800	µg/kg	J	M4
TAFBS-S-33	2006481-018A	18000	630	700	1700	µg/kg		
TAFBS-S-32	2006481-019A	720	660	720	1800	µg/kg		
TAFBS-S-31	2006481-020A	720	660	720	1800	µg/kg		
TAFBS-S-30	2006481-021A	730	660	730	1800	µg/kg		
TAFBS-S-29	2006481-022A	730	660	730	1800	µg/kg		
TAFBS-S-28	2006481-023A	710	640	710	1800	µg/kg		

SDG 2006481 Diesel Range Organics (DRO) Method: SW8015D SW3550C Matrix: Soil								
Field ID	Lab ID	Result	DL	LOD	LOQ	Units	Data Validation Flags	Reason Code
TAFBS-S-27	2006481-024A	10000	640	710	1800	µg/kg		
TAFBS-S-26	2006481-025A	2200	2000	2200	5400	µg/kg	J+	M2

SDG 2006481 Metals (Lead) Method: SW6020B SW3050B Matrix: Soil								
Field ID	Lab ID	Result	DL	LOD	LOQ	Units	Data Validation Flags	Reason Code
TAFBS-S-50	2006481-001A	11000	59	95	190	µg/kg		
TAFBS-S-49	2006481-002A	12000	62	100	200	µg/kg		
TAFBS-S-48	2006481-003A	13000	64	100	210	µg/kg		
TAFBS-S-47	2006481-004A	15000	57	93	190	µg/kg		
TAFBS-S-46	2006481-005A	26000	65	100	210	µg/kg		
TAFBS-S-45	2006481-006A	76000	59	96	190	µg/kg		
TAFBS-S-44	2006481-007A	150000	59	96	190	µg/kg		
TAFBS-S-43	2006481-008A	14000	61	99	200	µg/kg		
TAFBS-S-42	2006481-009A	26000	59	95	190	µg/kg		
TAFBS-S-41	2006481-010A	24000	57	93	190	µg/kg		
TAFBS-S-40	2006481-011A	24000	57	92	180	µg/kg		
TAFBS-S-39	2006481-012A	11000	62	100	200	µg/kg		
TAFBS-S-38	2006481-013A	22000	60	97	190	µg/kg		
TAFBS-S-37	2006481-014A	41000	57	92	180	µg/kg		
TAFBS-S-36	2006481-015A	27000	58	94	190	µg/kg		
TAFBS-S-35	2006481-016A	15000	60	97	190	µg/kg		
TAFBS-S-34	2006481-017A	12000	64	100	210	µg/kg		

SDG 2006481 Metals (Lead) Method: SW6020B SW3050B Matrix: Soil								
Field ID	Lab ID	Result	DL	LOD	LOQ	Units	Data Validation Flags	Reason Code
TAFBS-S-33	2006481-018A	24000	56	90	180	µg/kg		
TAFBS-S-32	2006481-019A	19000	56	90	180	µg/kg		
TAFBS-S-31	2006481-020A	6000	60	97	190	µg/kg		
TAFBS-S-30	2006481-021A	17000	63	100	210	µg/kg		
TAFBS-S-29	2006481-022A	38000	59	96	190	µg/kg		
TAFBS-S-28	2006481-023A	2600	57	93	190	µg/kg		
TAFBS-S-27	2006481-024A	17000	53	86	170	µg/kg		
TAFBS-S-26	2006481-025A	15000	61	99	200	µg/kg		

SDG 2006481 Gasoline Range Organics (GRO) Method: SW8015D Matrix: Soil								
Field ID	Lab ID	Result	DL	LOD	LOQ	Units	Data Validation Flags	Reason Code
TAFBS-S-50	2006481-001B	1500	1200	1500	2300	µg/kg	J-	H1
TAFBS-S-49	2006481-002B	1400	1200	1400	2300	µg/kg	J-	H1
TAFBS-S-48	2006481-003B	1400	1200	1400	2300	µg/kg	J-	H1
TAFBS-S-47	2006481-004B	1400	1200	1400	2200	µg/kg	J-	H1
TAFBS-S-46	2006481-005B	1400	1200	1400	2300	µg/kg	J-	H1
TAFBS-S-45	2006481-006B	1300	1100	1300	2200	µg/kg	J-	H1
TAFBS-S-44	2006481-007B	1400	1200	1400	2200	µg/kg	J-	H1
TAFBS-S-43	2006481-008A	1400	1200	1400	2300	µg/kg	J-	H1
TAFBS-S-42	2006481-009A	1500	1200	1500	2300	µg/kg	J-	H1
TAFBS-S-41	2006481-010A	1300	1100	1300	2200	µg/kg	J-	H1
TAFBS-S-40	2006481-011A	1400	1100	1400	2200	µg/kg	J-	H1

SDG 2006481

Gasoline Range Organics (GRO)

Method: SW8015D

Matrix: Soil

Field ID	Lab ID	Result	DL	LOD	LOQ	Units	Data Validation Flags	Reason Code
TAFBS-S-39	2006481-012A	1500	1200	1500	2400	µg/kg	J-	H1
TAFBS-S-38	2006481-013A	1400	1200	1400	2300	µg/kg	J-	H1
TAFBS-S-37	2006481-014A	1400	1100	1400	2200	µg/kg	J-	H1
TAFBS-S-36	2006481-015A	1400	1100	1400	2200	µg/kg	J-	H1
TAFBS-S-35	2006481-016A	1500	1300	1500	2400	µg/kg	J-	H1
TAFBS-S-34	2006481-017A	1400	1200	1400	2200	µg/kg	J-	H1
TAFBS-S-33	2006481-018A	1400	1100	1400	2200	µg/kg	J-	H1
TAFBS-S-32	2006481-019A	1500	1200	1500	2300	µg/kg	J-	H1
TAFBS-S-31	2006481-020A	1500	1200	1500	2300	µg/kg	J-	H1
TAFBS-S-30	2006481-021A	1500	1200	1500	2400	µg/kg	J-	H1
TAFBS-S-29	2006481-022A	1500	1200	1500	2400	µg/kg	J-	H1
TAFBS-S-28	2006481-023A	1400	1200	1400	2200	µg/kg	J-	H1
TAFBS-S-27	2006481-024A	1400	1200	1400	2300	µg/kg	J-	H1
TAFBS-S-26	2006481-025A	1500	1200	1500	2400	µg/kg	J-	H1

**SDG 2006518**

SDG 2006518

Diesel Range Organics (DRO)

Method: SW8015D SW3550C

Matrix: Soil

Field ID	Lab ID	Result	DL	LOD	LOQ	Units	Data Validation Flags	Reason Code
TAFBS-S-72	2006518-001A	730	670	730	1800	µg/kg	J	M4
TAFBS-S-83	2006518-002A	720	660	720	1800	µg/kg		
TAFBS-S-84	2006518-003A	17000	640	710	1800	µg/kg		
TAFBS-S-85	2006518-004A	21000	640	710	1800	µg/kg	J-	M3
TAFBS-S-82	2006518-005A	690	630	690	1700	µg/kg		
TAFBS-S-86	2006518-006A	700	630	700	1700	µg/kg		
TAFBS-S-87	2006518-007A	710	650	710	1800	µg/kg		
TAFBS-S-88	2006518-008A	700	640	700	1800	µg/kg		
TAFBS-S-89	2006518-009A	710	650	710	1800	µg/kg		
TAFBS-S-90	2006518-010A	7700	640	710	1800	µg/kg		
TAFBS-S-73	2006518-011A	3600	3200	3600	8900	µg/kg		
TAFBS-S-18	2006518-012A	730	660	730	1800	µg/kg		
TAFBS-S-17	2006518-013A	710	640	710	1800	µg/kg		
TAFBS-S-16	2006518-014A	720	650	720	1800	µg/kg		
TAFBS-S-15	2006518-015A	2200	2000	2200	5600	µg/kg	J+	M2
TAFBS-S-14	2006518-016A	760	690	760	1900	µg/kg		
TAFBS-S-13	2006518-017A	730	660	730	1800	µg/kg		
TAFBS-S-12	2006518-018A	720	650	720	1800	µg/kg		
TAFBS-S-11	2006518-019A	750	680	750	1900	µg/kg		
TAFBS-S-10	2006518-020A	750	680	750	1900	µg/kg		
TAFBS-S-9	2006518-021A	740	670	740	1800	µg/kg		
TAFBS-S-8	2006518-022A	730	660	730	1800	µg/kg		

SDG 2006518 Diesel Range Organics (DRO) Method: SW8015D SW3550C Matrix: Soil								
Field ID	Lab ID	Result	DL	LOD	LOQ	Units	Data Validation Flags	Reason Code
TAFBS-S-7	2006518-023A	760	690	760	1900	µg/kg		
TAFBS-S-74	2006518-024A	750	680	750	1900	µg/kg		
TAFBS-S-75	2006518-025A	730	660	730	1800	µg/kg		
TAFBS-S-76	2006518-026A	700	640	700	1800	µg/kg		

SDG 2006518 Metals (Lead) Method: SW6020B SW3050B Matrix: Soil								
Field ID	Lab ID	Result	DL	LOD	LOQ	Units	Data Validation Flags	Reason Code
TAFBS-S-72	2006518-001A	6500	55	89	180	µg/kg		
TAFBS-S-83	2006518-002A	6400	57	92	180	µg/kg		
TAFBS-S-84	2006518-003A	10000	64	100	210	µg/kg		
TAFBS-S-85	2006518-004A	21000	61	98	200	µg/kg		
TAFBS-S-82	2006518-005A	5800	62	100	200	µg/kg		
TAFBS-S-86	2006518-006A	12000	60	97	190	µg/kg		
TAFBS-S-87	2006518-007A	4600	62	100	200	µg/kg		
TAFBS-S-88	2006518-008A	4400	60	97	190	µg/kg		
TAFBS-S-89	2006518-009A	9100	60	97	190	µg/kg		
TAFBS-S-90	2006518-010A	12000	62	100	200	µg/kg		
TAFBS-S-73	2006518-011A	9800	59	96	190	µg/kg		
TAFBS-S-18	2006518-012A	12000	66	110	210	µg/kg		
TAFBS-S-17	2006518-013A	18000	58	95	190	µg/kg		
TAFBS-S-16	2006518-014A	26000	64	100	210	µg/kg		
TAFBS-S-15	2006518-015A	11000	63	100	210	µg/kg		

SDG 2006518 Metals (Lead) Method: SW6020B SW3050B Matrix: Soil								
Field ID	Lab ID	Result	DL	LOD	LOQ	Units	Data Validation Flags	Reason Code
TAFBS-S-14	2006518-016A	23000	62	100	200	µg/kg		
TAFBS-S-13	2006518-017A	17000	65	100	210	µg/kg		
TAFBS-S-12	2006518-018A	14000	62	100	200	µg/kg	J	M4
TAFBS-S-11	2006518-019A	14000	63	100	200	µg/kg	J	M4
TAFBS-S-10	2006518-020A	20000	60	97	190	µg/kg	J	M4
TAFBS-S-9	2006518-021A	17000	61	99	200	µg/kg	J	M4
TAFBS-S-8	2006518-022A	28000	66	110	210	µg/kg	J	M4
TAFBS-S-7	2006518-023A	20000	64	100	210	µg/kg	J	M4
TAFBS-S-74	2006518-024A	19000	64	100	210	µg/kg	J	M4
TAFBS-S-75	2006518-025A	35000	65	110	210	µg/kg	J	M4
TAFBS-S-76	2006518-026A	9100	59	96	190	µg/kg	J	M4

SDG 2006518 Gasoline Range Organics (GRO) Method: SW8015D Matrix: Soil								
Field ID	Lab ID	Result	DL	LOD	LOQ	Units	Data Validation Flags	Reason Code
TAFBS-S-72	2006518-001B	1500	1300	1500	2400	µg/kg	J-	H1
TAFBS-S-83	2006518-002B	1500	1200	1500	2400	µg/kg	J-	H1
TAFBS-S-84	2006518-003B	1400	1200	1400	2300	µg/kg	J-	H1
TAFBS-S-85	2006518-004B	1400	1200	1400	2200	µg/kg	J-	H1
TAFBS-S-82	2006518-005B	1400	1100	1400	2200	µg/kg	J-	H1
TAFBS-S-86	2006518-006B	1400	1100	1400	2200	µg/kg	J-	H1
TAFBS-S-87	2006518-007B	1400	1200	1400	2300	µg/kg	J-	H1
TAFBS-S-88	2006518-008B	1400	1100	1400	2200	µg/kg	J-	H1



SDG 2006518

Gasoline Range Organics (GRO)

Method: SW8015D

Matrix: Soil

Field ID	Lab ID	Result	DL	LOD	LOQ	Units	Data Validation Flags	Reason Code
TAFBS-S-89	2006518-009B	1500	1200	1500	2300	µg/kg	J-	H1
TAFBS-S-90	2006518-010B	1400	1200	1400	2300	µg/kg	J-	H1
TAFBS-S-73	2006518-011B	1500	1200	1500	2400	µg/kg	J-	H1
TAFBS-S-18	2006518-012B	1500	1200	1500	2400	µg/kg	J-	H1
TAFBS-S-17	2006518-013B	1400	1200	1400	2300	µg/kg	J-	H1
TAFBS-S-16	2006518-014B	1500	1200	1500	2400	µg/kg	J-	H1
TAFBS-S-15	2006518-015B	1600	1300	1600	2600	µg/kg	J-	H1
TAFBS-S-14	2006518-016B	1600	1300	1600	2600	µg/kg	J-	H1
TAFBS-S-13	2006518-017B	1500	1200	1500	2400	µg/kg	J-	H1
TAFBS-S-12	2006518-018B	1600	1300	1600	2500	µg/kg	J-	H1
TAFBS-S-11	2006518-019B	1600	1300	1600	2500	µg/kg	J-	H1
TAFBS-S-10	2006518-020B	1600	1300	1600	2500	µg/kg	J-	H1
TAFBS-S-9	2006518-021B	1500	1300	1500	2400	µg/kg	J-	H1
TAFBS-S-8	2006518-022B	1500	1200	1500	2400	µg/kg	J-	H1
TAFBS-S-7	2006518-023B	1600	1300	1600	2600	µg/kg	J-	H1
TAFBS-S-74	2006518-024B	1600	1300	1600	2500	µg/kg	J-	H1
TAFBS-S-75	2006518-025B	1500	1200	1500	2400	µg/kg	J-	H1
TAFBS-S-76	2006518-026B	1400	1200	1400	2300	µg/kg	J-	H1

**SDG 2006583**

SDG 2006583 Diesel Range Organics (DRO) Method: SW8015D SW3550C Matrix: Soil								
Field ID	Lab ID	Result	DL	LOD	LOQ	Units	Data Validation Flags	Reason Code
TAFBS-S-77	2006583-001A	2800	2600	2800	7100	µg/kg		
TAFBS-S-700	2006583-002A	1400	1300	1400	3600	µg/kg		
TAFBS-S-78	2006583-003A	700	640	700	1800	µg/kg		
TAFBS-S-800	2006583-004A	700	640	700	1700	µg/kg		
TAFBS-S-79	2006583-005A	710	640	710	1800	µg/kg		
TAFBS-S-900	2006583-006A	2100	1900	2100	5300	µg/kg	J+	M2
TAFBS-S-80	2006583-007A	700	630	700	1700	µg/kg		
TAFBS-S-200	2006583-008A	710	640	710	1800	µg/kg		
TAFBS-S-81	2006583-009A	730	660	730	1800	µg/kg		
TAFBS-S-100	2006583-010A	720	650	720	1800	µg/kg	J	M2, M3

SDG 2006583 Metals (Lead) Method: SW6020B SW3050B Matrix: Soil								
Field ID	Lab ID	Result	DL	LOD	LOQ	Units	Data Validation Flags	Reason Code
TAFBS-S-77	2006583-001A	8500	60	97	190	µg/kg	J	M4
TAFBS-S-700	2006583-002A	8200	58	94	190	µg/kg	J	M4
TAFBS-S-78	2006583-003A	3500	59	96	190	µg/kg	J	M4
TAFBS-S-800	2006583-004A	2300	61	99	200	µg/kg	J	M4
TAFBS-S-79	2006583-005A	6400	61	98	200	µg/kg	J	M4
TAFBS-S-900	2006583-006A	3700	60	98	200	µg/kg	J	M4
TAFBS-S-80	2006583-007A	24000	56	90	180	µg/kg	J	M4
TAFBS-S-200	2006583-008A	2000	54	87	170	µg/kg	J	M4

SDG 2006583 Metals (Lead) Method: SW6020B SW3050B Matrix: Soil								
Field ID	Lab ID	Result	DL	LOD	LOQ	Units	Data Validation Flags	Reason Code
TAFBS-S-81	2006583-009A	9700	56	91	180	µg/kg	J	M4
TAFBS-S-100	2006583-010A	17000	58	95	190	µg/kg	J	M4

SDG 2006583 Gasoline Range Organics (GRO) Method: SW8015D Matrix: Soil								
Field ID	Lab ID	Result	DL	LOD	LOQ	Units	Data Validation Flags	Reason Code
TAFBS-S-77	2006583-001B	1400	1200	1400	2200	µg/kg	J-	H1
TAFBS-S-700	2006583-002B	1400	1200	1400	2200	µg/kg	J-	H1
TAFBS-S-78	2006583-003B	1400	1100	1400	2200	µg/kg	J-	H1
TAFBS-S-800	2006583-004B	1400	1100	1400	2200	µg/kg	J-	H1
TAFBS-S-79	2006583-005B	1400	1200	1400	2200	µg/kg	J-	H1
TAFBS-S-900	2006583-006B	1400	1200	1400	2200	µg/kg	J-	H1
TAFBS-S-80	2006583-007B	1400	1100	1400	2200	µg/kg	J-	H1
TAFBS-S-200	2006583-008B	1400	1200	1400	2200	µg/kg	J-	H1
TAFBS-S-81	2006583-009B	1500	1200	1500	2300	µg/kg	J-	H1
TAFBS-S-100	2006583-010B	1400	1200	1400	2300	µg/kg	J-	H1

**Qualification Code Reference**

H1	Holding Time Infraction, Sampling to Analysis
M2	MS/MSD percent recovery Infraction with High Bias
M4	MS/MSD or Duplicate Precision Infraction
L2	LCS percent recovery Infraction with High Bias
M3	MS/MSD percent recovery Infraction with Low Bias

## E-2 Soil Characterization Report



United States  
Department of  
Agriculture

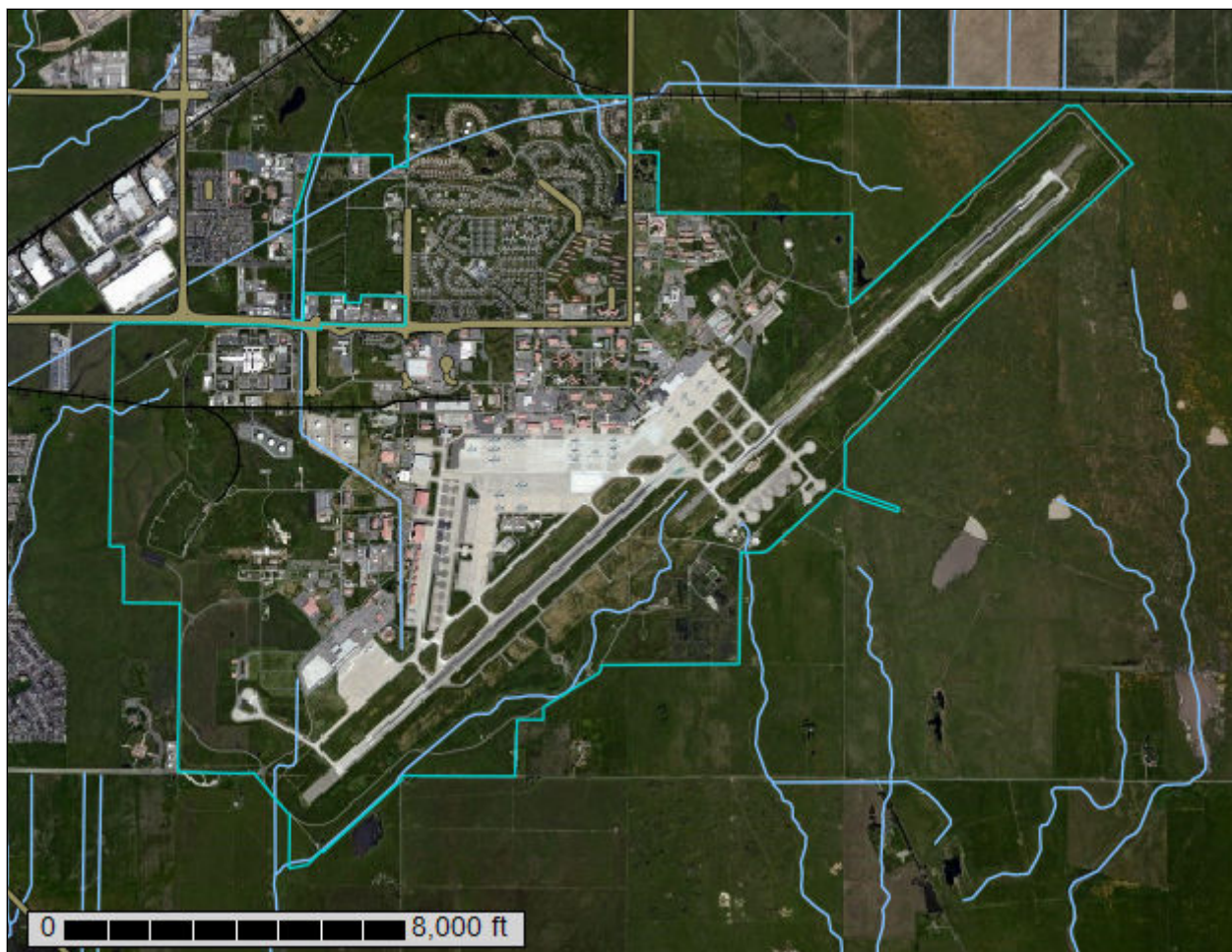
NRCS

Natural  
Resources  
Conservation  
Service

A product of the National  
Cooperative Soil Survey,  
a joint effort of the United  
States Department of  
Agriculture and other  
Federal agencies, State  
agencies including the  
Agricultural Experiment  
Stations, and local  
participants

# Custom Soil Resource Report for **Solano County, California**

## Travis AFB Soils Report



# Preface

---

Soil surveys contain information that affects land use planning in survey areas. They highlight soil limitations that affect various land uses and provide information about the properties of the soils in the survey areas. Soil surveys are designed for many different users, including farmers, ranchers, foresters, agronomists, urban planners, community officials, engineers, developers, builders, and home buyers. Also, conservationists, teachers, students, and specialists in recreation, waste disposal, and pollution control can use the surveys to help them understand, protect, or enhance the environment.

Various land use regulations of Federal, State, and local governments may impose special restrictions on land use or land treatment. Soil surveys identify soil properties that are used in making various land use or land treatment decisions. The information is intended to help the land users identify and reduce the effects of soil limitations on various land uses. The landowner or user is responsible for identifying and complying with existing laws and regulations.

Although soil survey information can be used for general farm, local, and wider area planning, onsite investigation is needed to supplement this information in some cases. Examples include soil quality assessments (<http://www.nrcs.usda.gov/wps/portal/nrcs/main/soils/health/>) and certain conservation and engineering applications. For more detailed information, contact your local USDA Service Center (<https://offices.sc.egov.usda.gov/locator/app?agency=nrcs>) or your NRCS State Soil Scientist ([http://www.nrcs.usda.gov/wps/portal/nrcs/detail/soils/contactus/?cid=nrcs142p2\\_053951](http://www.nrcs.usda.gov/wps/portal/nrcs/detail/soils/contactus/?cid=nrcs142p2_053951)).

Great differences in soil properties can occur within short distances. Some soils are seasonally wet or subject to flooding. Some are too unstable to be used as a foundation for buildings or roads. Clayey or wet soils are poorly suited to use as septic tank absorption fields. A high water table makes a soil poorly suited to basements or underground installations.

The National Cooperative Soil Survey is a joint effort of the United States Department of Agriculture and other Federal agencies, State agencies including the Agricultural Experiment Stations, and local agencies. The Natural Resources Conservation Service (NRCS) has leadership for the Federal part of the National Cooperative Soil Survey.

Information about soils is updated periodically. Updated information is available through the NRCS Web Soil Survey, the site for official soil survey information.

The U.S. Department of Agriculture (USDA) prohibits discrimination in all its programs and activities on the basis of race, color, national origin, age, disability, and where applicable, sex, marital status, familial status, parental status, religion, sexual orientation, genetic information, political beliefs, reprisal, or because all or a part of an individual's income is derived from any public assistance program. (Not all prohibited bases apply to all programs.) Persons with disabilities who require

alternative means for communication of program information (Braille, large print, audiotape, etc.) should contact USDA's TARGET Center at (202) 720-2600 (voice and TDD). To file a complaint of discrimination, write to USDA, Director, Office of Civil Rights, 1400 Independence Avenue, S.W., Washington, D.C. 20250-9410 or call (800) 795-3272 (voice) or (202) 720-6382 (TDD). USDA is an equal opportunity provider and employer.



# Contents

---

<b>Preface</b> .....	2
<b>How Soil Surveys Are Made</b> .....	5
<b>Soil Map</b> .....	8
Soil Map.....	9
Legend.....	10
Map Unit Legend.....	11
Map Unit Descriptions.....	11
Solano County, California.....	14
AIC—Altamont-San Ysidro-San Benito complex, 2 to 9 percent slopes.....	14
AoA—Antioch-San Ysidro complex, 0 to 2 percent slopes.....	16
AsA—Antioch-San Ysidro complex, thick surface, 0 to 2 percent slopes..	18
BP—Borrow pit.....	20
Ca—Capay silty clay loam, 0 percent slopes, MLRA 17.....	20
CeA—Clear Lake clay, 0 to 2 percent slopes, MLRA 17.....	21
CvD2—Corning gravelly loam, 0 to 12 percent slopes, MLRA 17.....	23
DbE—Dibble-Los Osos loams, 9 to 30 percent slopes.....	24
DIC—Dibble-Los Osos clay loams, 2 to 9 percent slopes.....	26
M-W—Miscellaneous water.....	28
MkA—Millsap sandy loam, 0 to 2 percent slopes.....	28
MmE—Millsholm loam, 15 to 30 percent slopes, MLRA 15.....	29
Om—Omni clay loam.....	30
Pc—Pescadero silty clay loam, 0 percent slopes, MLRA 17.....	32
SeA—San Ysidro sandy loam, 0 to 2 percent slopes.....	33
Sh—Solano loam.....	34
<b>References</b> .....	36

# How Soil Surveys Are Made

---

Soil surveys are made to provide information about the soils and miscellaneous areas in a specific area. They include a description of the soils and miscellaneous areas and their location on the landscape and tables that show soil properties and limitations affecting various uses. Soil scientists observed the steepness, length, and shape of the slopes; the general pattern of drainage; the kinds of crops and native plants; and the kinds of bedrock. They observed and described many soil profiles. A soil profile is the sequence of natural layers, or horizons, in a soil. The profile extends from the surface down into the unconsolidated material in which the soil formed or from the surface down to bedrock. The unconsolidated material is devoid of roots and other living organisms and has not been changed by other biological activity.

Currently, soils are mapped according to the boundaries of major land resource areas (MLRAs). MLRAs are geographically associated land resource units that share common characteristics related to physiography, geology, climate, water resources, soils, biological resources, and land uses (USDA, 2006). Soil survey areas typically consist of parts of one or more MLRA.

The soils and miscellaneous areas in a survey area occur in an orderly pattern that is related to the geology, landforms, relief, climate, and natural vegetation of the area. Each kind of soil and miscellaneous area is associated with a particular kind of landform or with a segment of the landform. By observing the soils and miscellaneous areas in the survey area and relating their position to specific segments of the landform, a soil scientist develops a concept, or model, of how they were formed. Thus, during mapping, this model enables the soil scientist to predict with a considerable degree of accuracy the kind of soil or miscellaneous area at a specific location on the landscape.

Commonly, individual soils on the landscape merge into one another as their characteristics gradually change. To construct an accurate soil map, however, soil scientists must determine the boundaries between the soils. They can observe only a limited number of soil profiles. Nevertheless, these observations, supplemented by an understanding of the soil-vegetation-landscape relationship, are sufficient to verify predictions of the kinds of soil in an area and to determine the boundaries.

Soil scientists recorded the characteristics of the soil profiles that they studied. They noted soil color, texture, size and shape of soil aggregates, kind and amount of rock fragments, distribution of plant roots, reaction, and other features that enable them to identify soils. After describing the soils in the survey area and determining their properties, the soil scientists assigned the soils to taxonomic classes (units). Taxonomic classes are concepts. Each taxonomic class has a set of soil characteristics with precisely defined limits. The classes are used as a basis for comparison to classify soils systematically. Soil taxonomy, the system of taxonomic classification used in the United States, is based mainly on the kind and character of soil properties and the arrangement of horizons within the profile. After the soil

scientists classified and named the soils in the survey area, they compared the individual soils with similar soils in the same taxonomic class in other areas so that they could confirm data and assemble additional data based on experience and research.

The objective of soil mapping is not to delineate pure map unit components; the objective is to separate the landscape into landforms or landform segments that have similar use and management requirements. Each map unit is defined by a unique combination of soil components and/or miscellaneous areas in predictable proportions. Some components may be highly contrasting to the other components of the map unit. The presence of minor components in a map unit in no way diminishes the usefulness or accuracy of the data. The delineation of such landforms and landform segments on the map provides sufficient information for the development of resource plans. If intensive use of small areas is planned, onsite investigation is needed to define and locate the soils and miscellaneous areas.

Soil scientists make many field observations in the process of producing a soil map. The frequency of observation is dependent upon several factors, including scale of mapping, intensity of mapping, design of map units, complexity of the landscape, and experience of the soil scientist. Observations are made to test and refine the soil-landscape model and predictions and to verify the classification of the soils at specific locations. Once the soil-landscape model is refined, a significantly smaller number of measurements of individual soil properties are made and recorded. These measurements may include field measurements, such as those for color, depth to bedrock, and texture, and laboratory measurements, such as those for content of sand, silt, clay, salt, and other components. Properties of each soil typically vary from one point to another across the landscape.

Observations for map unit components are aggregated to develop ranges of characteristics for the components. The aggregated values are presented. Direct measurements do not exist for every property presented for every map unit component. Values for some properties are estimated from combinations of other properties.

While a soil survey is in progress, samples of some of the soils in the area generally are collected for laboratory analyses and for engineering tests. Soil scientists interpret the data from these analyses and tests as well as the field-observed characteristics and the soil properties to determine the expected behavior of the soils under different uses. Interpretations for all of the soils are field tested through observation of the soils in different uses and under different levels of management. Some interpretations are modified to fit local conditions, and some new interpretations are developed to meet local needs. Data are assembled from other sources, such as research information, production records, and field experience of specialists. For example, data on crop yields under defined levels of management are assembled from farm records and from field or plot experiments on the same kinds of soil.

Predictions about soil behavior are based not only on soil properties but also on such variables as climate and biological activity. Soil conditions are predictable over long periods of time, but they are not predictable from year to year. For example, soil scientists can predict with a fairly high degree of accuracy that a given soil will have a high water table within certain depths in most years, but they cannot predict that a high water table will always be at a specific level in the soil on a specific date.

After soil scientists located and identified the significant natural bodies of soil in the survey area, they drew the boundaries of these bodies on aerial photographs and

## Custom Soil Resource Report

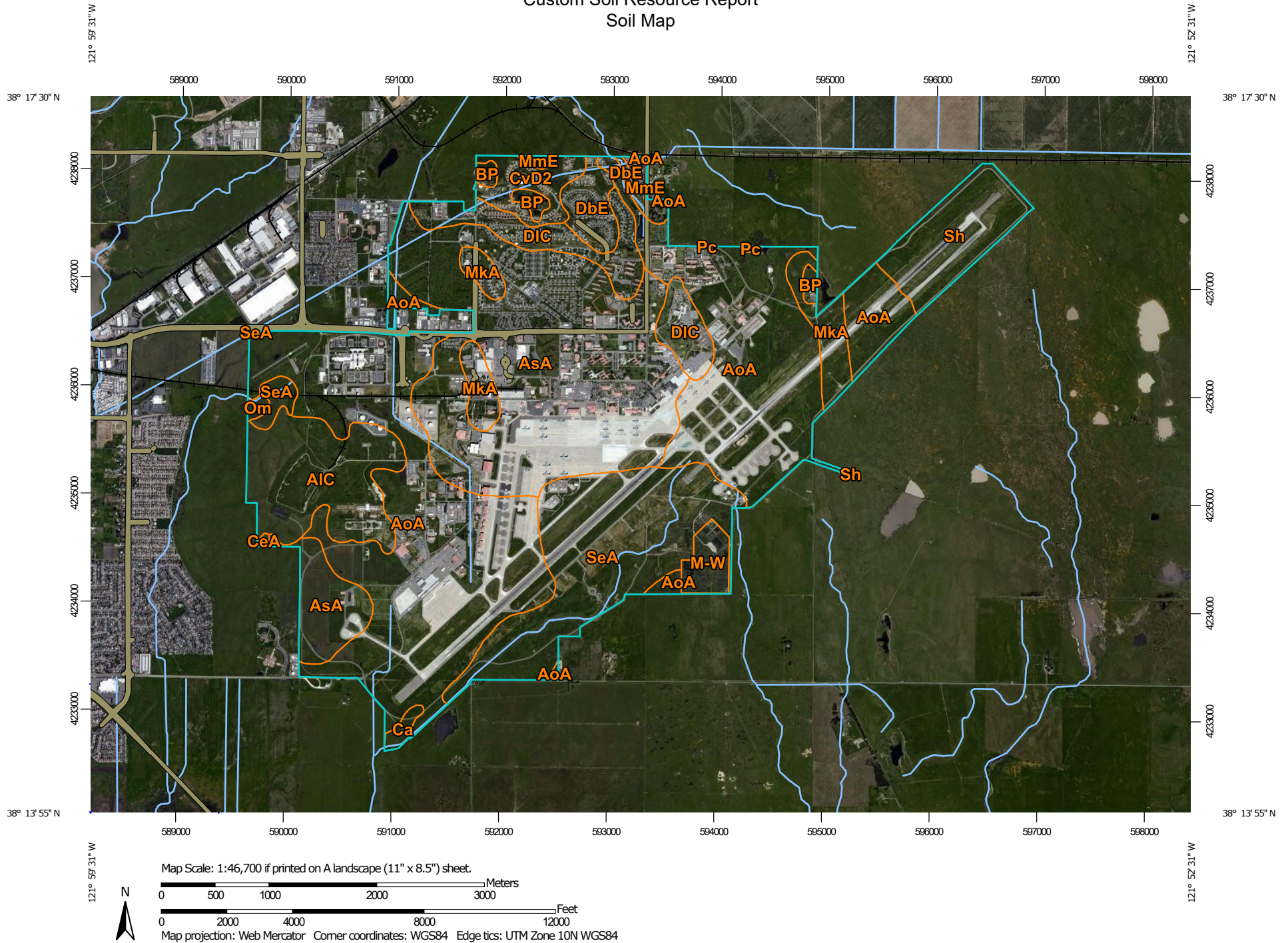
identified each as a specific map unit. Aerial photographs show trees, buildings, fields, roads, and rivers, all of which help in locating boundaries accurately.

# Soil Map

---

The soil map section includes the soil map for the defined area of interest, a list of soil map units on the map and extent of each map unit, and cartographic symbols displayed on the map. Also presented are various metadata about data used to produce the map, and a description of each soil map unit.

# Custom Soil Resource Report Soil Map




## MAP LEGEND

### Area of Interest (AOI)

 Area of Interest (AOI)

### Soils

 Soil Map Unit Polygons

 Soil Map Unit Lines

 Soil Map Unit Points

### Special Point Features

 Blowout

 Borrow Pit

 Clay Spot

 Closed Depression

 Gravel Pit

 Gravelly Spot

 Landfill

 Lava Flow

 Marsh or swamp

 Mine or Quarry

 Miscellaneous Water

 Perennial Water

 Rock Outcrop

 Saline Spot

 Sandy Spot

 Severely Eroded Spot

 Sinkhole

 Slide or Slip

 Sodic Spot

 Spoil Area

 Stony Spot

 Very Stony Spot

 Wet Spot

 Other

 Special Line Features

### Water Features

 Streams and Canals

### Transportation

 Rails

 Interstate Highways

 US Routes

 Major Roads

 Local Roads

### Background

 Aerial Photography

## MAP INFORMATION

The soil surveys that comprise your AOI were mapped at 1:24,000.

Please rely on the bar scale on each map sheet for map measurements.

Source of Map: Natural Resources Conservation Service

Web Soil Survey URL:

Coordinate System: Web Mercator (EPSG:3857)

Maps from the Web Soil Survey are based on the Web Mercator projection, which preserves direction and shape but distorts distance and area. A projection that preserves area, such as the Albers equal-area conic projection, should be used if more accurate calculations of distance or area are required.

This product is generated from the USDA-NRCS certified data as of the version date(s) listed below.

Soil Survey Area: Solano County, California

Survey Area Data: Version 14, May 29, 2020

Soil map units are labeled (as space allows) for map scales 1:50,000 or larger.

Date(s) aerial images were photographed: Mar 30, 2019—Apr 17, 2019

The orthophoto or other base map on which the soil lines were compiled and digitized probably differs from the background imagery displayed on these maps. As a result, some minor shifting of map unit boundaries may be evident.

## Map Unit Legend

Map Unit Symbol	Map Unit Name	Acres in AOI	Percent of AOI
AIC	Altamont-San Ysidro-San Benito complex, 2 to 9 percent slopes	341.3	6.7%
AoA	Antioch-San Ysidro complex, 0 to 2 percent slopes	1,912.5	37.7%
AsA	Antioch-San Ysidro complex, thick surface, 0 to 2 percent slopes	1,275.2	25.1%
BP	Borrow pit	34.7	0.7%
Ca	Capay silty clay loam, 0 percent slopes, MLRA 17	16.3	0.3%
CeA	Clear Lake clay, 0 to 2 percent slopes, MLRA 17	2.8	0.1%
CvD2	Corning gravelly loam, 0 to 12 percent slopes, MLRA 17	92.0	1.8%
DbE	Dibble-Los Osos loams, 9 to 30 percent slopes	82.3	1.6%
DIC	Dibble-Los Osos clay loams, 2 to 9 percent slopes	224.7	4.4%
M-W	Miscellaneous water	58.0	1.1%
MkA	Millsap sandy loam, 0 to 2 percent slopes	160.8	3.2%
MmE	Millsholm loam, 15 to 30 percent slopes, MLRA 15	36.2	0.7%
Om	Omni clay loam	8.6	0.2%
Pc	Pescadero silty clay loam, 0 percent slopes, MLRA 17	1.2	0.0%
SeA	San Ysidro sandy loam, 0 to 2 percent slopes	606.2	11.9%
Sh	Solano loam	221.7	4.4%
<b>Totals for Area of Interest</b>		<b>5,074.6</b>	<b>100.0%</b>

## Map Unit Descriptions

The map units delineated on the detailed soil maps in a soil survey represent the soils or miscellaneous areas in the survey area. The map unit descriptions, along with the maps, can be used to determine the composition and properties of a unit.

A map unit delineation on a soil map represents an area dominated by one or more major kinds of soil or miscellaneous areas. A map unit is identified and named according to the taxonomic classification of the dominant soils. Within a taxonomic class there are precisely defined limits for the properties of the soils. On the landscape, however, the soils are natural phenomena, and they have the



characteristic variability of all natural phenomena. Thus, the range of some observed properties may extend beyond the limits defined for a taxonomic class. Areas of soils of a single taxonomic class rarely, if ever, can be mapped without including areas of other taxonomic classes. Consequently, every map unit is made up of the soils or miscellaneous areas for which it is named and some minor components that belong to taxonomic classes other than those of the major soils.

Most minor soils have properties similar to those of the dominant soil or soils in the map unit, and thus they do not affect use and management. These are called noncontrasting, or similar, components. They may or may not be mentioned in a particular map unit description. Other minor components, however, have properties and behavioral characteristics divergent enough to affect use or to require different management. These are called contrasting, or dissimilar, components. They generally are in small areas and could not be mapped separately because of the scale used. Some small areas of strongly contrasting soils or miscellaneous areas are identified by a special symbol on the maps. If included in the database for a given area, the contrasting minor components are identified in the map unit descriptions along with some characteristics of each. A few areas of minor components may not have been observed, and consequently they are not mentioned in the descriptions, especially where the pattern was so complex that it was impractical to make enough observations to identify all the soils and miscellaneous areas on the landscape.

The presence of minor components in a map unit in no way diminishes the usefulness or accuracy of the data. The objective of mapping is not to delineate pure taxonomic classes but rather to separate the landscape into landforms or landform segments that have similar use and management requirements. The delineation of such segments on the map provides sufficient information for the development of resource plans. If intensive use of small areas is planned, however, onsite investigation is needed to define and locate the soils and miscellaneous areas.

An identifying symbol precedes the map unit name in the map unit descriptions. Each description includes general facts about the unit and gives important soil properties and qualities.

Soils that have profiles that are almost alike make up a *soil series*. Except for differences in texture of the surface layer, all the soils of a series have major horizons that are similar in composition, thickness, and arrangement.

Soils of one series can differ in texture of the surface layer, slope, stoniness, salinity, degree of erosion, and other characteristics that affect their use. On the basis of such differences, a soil series is divided into *soil phases*. Most of the areas shown on the detailed soil maps are phases of soil series. The name of a soil phase commonly indicates a feature that affects use or management. For example, Alpha silt loam, 0 to 2 percent slopes, is a phase of the Alpha series.

Some map units are made up of two or more major soils or miscellaneous areas. These map units are complexes, associations, or undifferentiated groups.

A *complex* consists of two or more soils or miscellaneous areas in such an intricate pattern or in such small areas that they cannot be shown separately on the maps. The pattern and proportion of the soils or miscellaneous areas are somewhat similar in all areas. Alpha-Beta complex, 0 to 6 percent slopes, is an example.

An *association* is made up of two or more geographically associated soils or miscellaneous areas that are shown as one unit on the maps. Because of present or anticipated uses of the map units in the survey area, it was not considered

practical or necessary to map the soils or miscellaneous areas separately. The pattern and relative proportion of the soils or miscellaneous areas are somewhat similar. Alpha-Beta association, 0 to 2 percent slopes, is an example.

An *undifferentiated group* is made up of two or more soils or miscellaneous areas that could be mapped individually but are mapped as one unit because similar interpretations can be made for use and management. The pattern and proportion of the soils or miscellaneous areas in a mapped area are not uniform. An area can be made up of only one of the major soils or miscellaneous areas, or it can be made up of all of them. Alpha and Beta soils, 0 to 2 percent slopes, is an example.

Some surveys include *miscellaneous areas*. Such areas have little or no soil material and support little or no vegetation. Rock outcrop is an example.

## Solano County, California

### AIC—Altamont-San Ysidro-San Benito complex, 2 to 9 percent slopes

#### Map Unit Setting

*National map unit symbol:* h9kd  
*Elevation:* 20 to 500 feet  
*Mean annual precipitation:* 15 to 23 inches  
*Mean annual air temperature:* 57 to 61 degrees F  
*Frost-free period:* 250 to 280 days  
*Farmland classification:* Not prime farmland

#### Map Unit Composition

*Altamont and similar soils:* 60 percent  
*San ysidro and similar soils:* 20 percent  
*San benito and similar soils:* 15 percent  
*Minor components:* 5 percent  
*Estimates are based on observations, descriptions, and transects of the mapunit.*

#### Description of Altamont

##### Setting

*Landform:* Terraces  
*Landform position (two-dimensional):* Footslope  
*Landform position (three-dimensional):* Tread  
*Down-slope shape:* Linear  
*Across-slope shape:* Linear  
*Parent material:* Residuum weathered from siltstone

##### Typical profile

*H1 - 0 to 28 inches:* clay  
*H2 - 28 to 38 inches:* silty clay loam  
*H3 - 38 to 59 inches:* bedrock

##### Properties and qualities

*Slope:* 2 to 9 percent  
*Depth to restrictive feature:* 38 inches to paralithic bedrock  
*Drainage class:* Well drained  
*Runoff class:* Very high  
*Capacity of the most limiting layer to transmit water (Ksat):* Moderately low to moderately high (0.06 to 0.20 in/hr)  
*Depth to water table:* More than 80 inches  
*Frequency of flooding:* None  
*Frequency of ponding:* None  
*Calcium carbonate, maximum content:* 5 percent  
*Maximum salinity:* Nonsaline to very slightly saline (0.0 to 2.0 mmhos/cm)  
*Available water capacity:* Low (about 5.8 inches)

##### Interpretive groups

*Land capability classification (irrigated):* 3e  
*Land capability classification (nonirrigated):* 4e  
*Hydrologic Soil Group:* D  
*Hydric soil rating:* No

## Description of San Ysidro

### Setting

*Landform:* Terraces  
*Landform position (two-dimensional):* Footslope  
*Landform position (three-dimensional):* Tread  
*Down-slope shape:* Linear  
*Across-slope shape:* Linear  
*Parent material:* Alluvium derived from sedimentary rock

### Typical profile

*H1 - 0 to 14 inches:* sandy loam  
*H2 - 14 to 28 inches:* clay loam  
*H3 - 28 to 54 inches:* sandy clay loam  
*H4 - 54 to 68 inches:* stratified sandy loam to clay loam

### Properties and qualities

*Slope:* 2 to 9 percent  
*Depth to restrictive feature:* 12 to 20 inches to abrupt textural change  
*Drainage class:* Moderately well drained  
*Runoff class:* Very high  
*Capacity of the most limiting layer to transmit water (Ksat):* Very low to moderately low (0.00 to 0.06 in/hr)  
*Depth to water table:* More than 80 inches  
*Frequency of flooding:* None  
*Frequency of ponding:* None  
*Maximum salinity:* Nonsaline to slightly saline (0.0 to 4.0 mmhos/cm)  
*Available water capacity:* Very low (about 1.8 inches)

### Interpretive groups

*Land capability classification (irrigated):* 4e  
*Land capability classification (nonirrigated):* 4e  
*Hydrologic Soil Group:* D  
*Hydric soil rating:* No

## Description of San Benito

### Setting

*Landform:* Terraces  
*Landform position (two-dimensional):* Footslope  
*Landform position (three-dimensional):* Tread  
*Down-slope shape:* Linear  
*Across-slope shape:* Linear  
*Parent material:* Residuum weathered from weakly consolidated sediments

### Typical profile

*H1 - 0 to 25 inches:* clay loam  
*H2 - 25 to 34 inches:* clay loam  
*H3 - 34 to 38 inches:* bedrock

### Properties and qualities

*Slope:* 2 to 9 percent  
*Depth to restrictive feature:* 34 inches to paralithic bedrock  
*Drainage class:* Well drained  
*Runoff class:* High  
*Capacity of the most limiting layer to transmit water (Ksat):* Moderately high (0.20 to 0.57 in/hr)

## Custom Soil Resource Report

*Depth to water table:* More than 80 inches  
*Frequency of flooding:* None  
*Frequency of ponding:* None  
*Maximum salinity:* Nonsaline to very slightly saline (0.0 to 2.0 mmhos/cm)  
*Available water capacity:* Moderate (about 6.3 inches)

### Interpretive groups

*Land capability classification (irrigated):* 3e  
*Land capability classification (nonirrigated):* 4e  
*Hydrologic Soil Group:* C  
*Hydric soil rating:* No

### Minor Components

#### Ayar

*Percent of map unit:* 3 percent  
*Hydric soil rating:* No

#### Diablo

*Percent of map unit:* 2 percent  
*Hydric soil rating:* No

## AoA—Antioch-San Ysidro complex, 0 to 2 percent slopes

### Map Unit Setting

*National map unit symbol:* h9kk  
*Elevation:* 10 to 100 feet  
*Mean annual precipitation:* 16 to 22 inches  
*Mean annual air temperature:* 57 to 61 degrees F  
*Frost-free period:* 250 to 280 days  
*Farmland classification:* Not prime farmland

### Map Unit Composition

*Antioch and similar soils:* 50 percent  
*San ysidro and similar soils:* 35 percent  
*Minor components:* 15 percent  
*Estimates are based on observations, descriptions, and transects of the mapunit.*

### Description of Antioch

#### Setting

*Landform:* Terraces  
*Landform position (two-dimensional):* Footslope  
*Landform position (three-dimensional):* Tread  
*Down-slope shape:* Linear  
*Across-slope shape:* Linear  
*Parent material:* Alluvium derived from sedimentary rock

**Typical profile**

*H1 - 0 to 19 inches:* loam  
*H2 - 19 to 60 inches:* clay  
*H3 - 60 to 72 inches:* loam

**Properties and qualities**

*Slope:* 0 to 2 percent  
*Depth to restrictive feature:* 12 to 20 inches to abrupt textural change  
*Drainage class:* Moderately well drained  
*Runoff class:* Very high  
*Capacity of the most limiting layer to transmit water (Ksat):* Very low to moderately low (0.00 to 0.06 in/hr)  
*Depth to water table:* More than 80 inches  
*Frequency of flooding:* None  
*Frequency of ponding:* None  
*Maximum salinity:* Nonsaline to very slightly saline (0.0 to 2.0 mmhos/cm)  
*Sodium adsorption ratio, maximum:* 20.0  
*Available water capacity:* Very low (about 2.8 inches)

**Interpretive groups**

*Land capability classification (irrigated):* 4s  
*Land capability classification (nonirrigated):* 4e  
*Hydrologic Soil Group:* D  
*Hydric soil rating:* No

**Description of San Ysidro**

**Setting**

*Landform:* Terraces  
*Landform position (two-dimensional):* Footslope  
*Landform position (three-dimensional):* Tread  
*Down-slope shape:* Linear  
*Across-slope shape:* Linear  
*Parent material:* Alluvium derived from sedimentary rock

**Typical profile**

*H1 - 0 to 14 inches:* sandy loam  
*H2 - 14 to 28 inches:* clay loam  
*H3 - 28 to 54 inches:* sandy clay loam  
*H4 - 54 to 68 inches:* stratified sandy loam to clay loam

**Properties and qualities**

*Slope:* 0 to 2 percent  
*Depth to restrictive feature:* 12 to 20 inches to abrupt textural change  
*Drainage class:* Moderately well drained  
*Runoff class:* Very high  
*Capacity of the most limiting layer to transmit water (Ksat):* Very low to moderately low (0.00 to 0.06 in/hr)  
*Depth to water table:* More than 80 inches  
*Frequency of flooding:* None  
*Frequency of ponding:* None  
*Maximum salinity:* Nonsaline to slightly saline (0.0 to 4.0 mmhos/cm)  
*Available water capacity:* Very low (about 1.8 inches)

**Interpretive groups**

*Land capability classification (irrigated):* 4s  
*Land capability classification (nonirrigated):* 4e

## Custom Soil Resource Report

*Hydrologic Soil Group: D*  
*Hydric soil rating: No*

### Minor Components

#### **Solano**

*Percent of map unit: 8 percent*  
*Hydric soil rating: No*

#### **Pescadaro**

*Percent of map unit: 7 percent*  
*Landform: Basin floors*  
*Hydric soil rating: Yes*

## **AsA—Antioch-San Ysidro complex, thick surface, 0 to 2 percent slopes**

### **Map Unit Setting**

*National map unit symbol: h9km*  
*Elevation: 10 to 100 feet*  
*Mean annual precipitation: 16 to 22 inches*  
*Mean annual air temperature: 57 to 61 degrees F*  
*Frost-free period: 250 to 280 days*  
*Farmland classification: Farmland of statewide importance*

### **Map Unit Composition**

*Antioch and similar soils: 55 percent*  
*San ysidro and similar soils: 35 percent*  
*Minor components: 10 percent*  
*Estimates are based on observations, descriptions, and transects of the mapunit.*

### **Description of Antioch**

#### **Setting**

*Landform: Terraces*  
*Landform position (two-dimensional): Footslope*  
*Landform position (three-dimensional): Tread*  
*Down-slope shape: Linear*  
*Across-slope shape: Linear*  
*Parent material: Alluvium derived from sedimentary rock*

#### **Typical profile**

*H1 - 0 to 25 inches: loam*  
*H2 - 25 to 60 inches: clay*  
*H3 - 60 to 72 inches: loam*

#### **Properties and qualities**

*Slope: 0 to 2 percent*  
*Depth to restrictive feature: 25 inches to abrupt textural change*  
*Drainage class: Moderately well drained*  
*Runoff class: High*

## Custom Soil Resource Report

*Capacity of the most limiting layer to transmit water (Ksat):* Very low to moderately low (0.00 to 0.06 in/hr)

*Depth to water table:* More than 80 inches

*Frequency of flooding:* None

*Frequency of ponding:* None

*Maximum salinity:* Nonsaline to very slightly saline (0.0 to 2.0 mmhos/cm)

*Sodium adsorption ratio, maximum:* 20.0

*Available water capacity:* Low (about 3.8 inches)

### Interpretive groups

*Land capability classification (irrigated):* 3s

*Land capability classification (nonirrigated):* 4s

*Hydrologic Soil Group:* D

*Hydric soil rating:* No

### Description of San Ysidro

#### Setting

*Landform:* Terraces

*Landform position (two-dimensional):* Footslope

*Landform position (three-dimensional):* Tread

*Down-slope shape:* Linear

*Across-slope shape:* Linear

*Parent material:* Alluvium derived from sedimentary rock

#### Typical profile

*H1 - 0 to 25 inches:* sandy loam

*H2 - 25 to 35 inches:* clay loam

*H3 - 35 to 54 inches:* sandy clay loam

*H4 - 54 to 68 inches:* stratified sandy loam to clay loam

#### Properties and qualities

*Slope:* 0 to 2 percent

*Depth to restrictive feature:* 20 to 30 inches to abrupt textural change

*Drainage class:* Moderately well drained

*Runoff class:* High

*Capacity of the most limiting layer to transmit water (Ksat):* Very low to moderately low (0.00 to 0.06 in/hr)

*Depth to water table:* More than 80 inches

*Frequency of flooding:* None

*Frequency of ponding:* None

*Maximum salinity:* Nonsaline to slightly saline (0.0 to 4.0 mmhos/cm)

*Available water capacity:* Low (about 3.3 inches)

### Interpretive groups

*Land capability classification (irrigated):* 3s

*Land capability classification (nonirrigated):* 4e

*Hydrologic Soil Group:* D

*Hydric soil rating:* No

### Minor Components

#### Unnamed

*Percent of map unit:* 10 percent

*Hydric soil rating:* No



## **BP—Borrow pit**

### **Map Unit Composition**

*Pits: 100 percent*

*Estimates are based on observations, descriptions, and transects of the mapunit.*

### **Description of Pits**

#### **Setting**

*Landform position (two-dimensional): Backslope*

*Landform position (three-dimensional): Side slope*

*Down-slope shape: Convex*

*Across-slope shape: Convex*

*Parent material: Alluvium*

## **Ca—Capay silty clay loam, 0 percent slopes, MLRA 17**

### **Map Unit Setting**

*National map unit symbol: 2xcc2*

*Elevation: 20 to 110 feet*

*Mean annual precipitation: 20 to 25 inches*

*Mean annual air temperature: 61 to 62 degrees F*

*Frost-free period: 315 to 325 days*

*Farmland classification: Prime farmland if irrigated*

### **Map Unit Composition**

*Capay and similar soils: 85 percent*

*Minor components: 15 percent*

*Estimates are based on observations, descriptions, and transects of the mapunit.*

### **Description of Capay**

#### **Setting**

*Landform: Alluvial fans*

*Landform position (two-dimensional): Toeslope*

*Landform position (three-dimensional): Tread, rise*

*Down-slope shape: Linear*

*Across-slope shape: Linear*

*Parent material: Alluvium derived from igneous, metamorphic and sedimentary rock*

#### **Typical profile**

*Ap - 0 to 5 inches: silty clay loam*

*Bwk1 - 5 to 21 inches: silty clay loam*

*Bwk2 - 21 to 32 inches: silty clay loam*

## Custom Soil Resource Report

*Bwk3 - 32 to 40 inches: silty clay loam*  
*Bwk4 - 40 to 50 inches: silty clay loam*  
*Bwk5 - 50 to 62 inches: silty clay loam*  
*Bwk6 - 62 to 81 inches: silty clay loam*  
*2Bwk7 - 81 to 88 inches: sandy clay loam*  
*2Bk - 88 to 102 inches: fine sandy loam*

### Properties and qualities

*Slope: 0 percent*  
*Depth to restrictive feature: More than 80 inches*  
*Drainage class: Moderately well drained*  
*Runoff class: High*  
*Capacity of the most limiting layer to transmit water (Ksat): Moderately low to moderately high (0.06 to 0.20 in/hr)*  
*Depth to water table: About 50 to 102 inches*  
*Frequency of flooding: NoneRare*  
*Frequency of ponding: Occasional*  
*Calcium carbonate, maximum content: 1 percent*  
*Gypsum, maximum content: 1 percent*  
*Maximum salinity: Nonsaline to very slightly saline (0.5 to 3.0 mmhos/cm)*  
*Sodium adsorption ratio, maximum: 15.0*  
*Available water capacity: High (about 10.1 inches)*

### Interpretive groups

*Land capability classification (irrigated): 2s*  
*Land capability classification (nonirrigated): 4s*  
*Hydrologic Soil Group: C*  
*Hydric soil rating: No*

### Minor Components

#### Rincon

*Percent of map unit: 5 percent*  
*Hydric soil rating: No*

#### Yolo

*Percent of map unit: 5 percent*  
*Hydric soil rating: No*

#### Brentwood

*Percent of map unit: 5 percent*  
*Hydric soil rating: No*

## CeA—Clear Lake clay, 0 to 2 percent slopes, MLRA 17

### Map Unit Setting

*National map unit symbol: 2vbt0*  
*Elevation: 10 to 260 feet*  
*Mean annual precipitation: 15 to 23 inches*  
*Mean annual air temperature: 57 to 61 degrees F*  
*Frost-free period: 260 to 290 days*

## Custom Soil Resource Report

*Farmland classification:* Prime farmland if irrigated

### Map Unit Composition

*Clear lake and similar soils:* 85 percent

*Minor components:* 15 percent

*Estimates are based on observations, descriptions, and transects of the mapunit.*

### Description of Clear Lake

#### Setting

*Landform:* Basin floors

*Landform position (three-dimensional):* Tread

*Down-slope shape:* Linear

*Across-slope shape:* Linear

*Parent material:* Basin alluvium derived from igneous, metamorphic and sedimentary rock

#### Typical profile

*Ag - 0 to 13 inches:* clay

*Bssg1 - 13 to 19 inches:* clay

*Bssg2 - 19 to 45 inches:* clay

*Bkss - 45 to 60 inches:* clay

#### Properties and qualities

*Slope:* 0 to 2 percent

*Depth to restrictive feature:* More than 80 inches

*Drainage class:* Poorly drained

*Runoff class:* High

*Capacity of the most limiting layer to transmit water (Ksat):* Moderately low to moderately high (0.06 to 0.20 in/hr)

*Depth to water table:* About 0 to 48 inches

*Frequency of flooding:* Rare

*Frequency of ponding:* Frequent

*Calcium carbonate, maximum content:* 4 percent

*Maximum salinity:* Nonsaline to moderately saline (1.0 to 15.0 mmhos/cm)

*Sodium adsorption ratio, maximum:* 10.0

*Available water capacity:* Moderate (about 8.4 inches)

#### Interpretive groups

*Land capability classification (irrigated):* 2s

*Land capability classification (nonirrigated):* 4s

*Hydrologic Soil Group:* C/D

*Hydric soil rating:* Yes

### Minor Components

#### Capay

*Percent of map unit:* 5 percent

*Hydric soil rating:* No

#### Sacramento

*Percent of map unit:* 4 percent

*Landform:* Basin floors

*Hydric soil rating:* Yes

#### Omni

*Percent of map unit:* 4 percent

*Landform:* Basin floors

*Hydric soil rating:* Yes

**Unnamed**

*Percent of map unit:* 2 percent

*Hydric soil rating:* No

**CvD2—Corning gravelly loam, 0 to 12 percent slopes, MLRA 17**

**Map Unit Setting**

*National map unit symbol:* 2xc9g

*Elevation:* 10 to 450 feet

*Mean annual precipitation:* 21 to 26 inches

*Mean annual air temperature:* 61 to 62 degrees F

*Frost-free period:* 300 to 328 days

*Farmland classification:* Not prime farmland

**Map Unit Composition**

*Corning and similar soils:* 85 percent

*Minor components:* 15 percent

*Estimates are based on observations, descriptions, and transects of the mapunit.*

**Description of Corning**

**Setting**

*Landform:* Fan remnants

*Landform position (two-dimensional):* Footslope

*Landform position (three-dimensional):* Tread

*Down-slope shape:* Convex

*Across-slope shape:* Convex

*Parent material:* Old alluvium derived from metamorphic and sedimentary rock

**Typical profile**

*Ap - 0 to 6 inches:* gravelly loam

*A - 6 to 11 inches:* loam

*Bw - 11 to 14 inches:* gravelly loam

*Bt1 - 14 to 22 inches:* clay

*Bt2 - 22 to 27 inches:* clay

*Bt3 - 27 to 38 inches:* very gravelly clay

*Bt4 - 38 to 60 inches:* extremely gravelly clay

**Properties and qualities**

*Slope:* 0 to 12 percent

*Depth to restrictive feature:* 10 to 20 inches to abrupt textural change

*Drainage class:* Well drained

*Runoff class:* Very high

*Capacity of the most limiting layer to transmit water (Ksat):* Moderately low to moderately high (0.06 to 0.20 in/hr)

*Depth to water table:* More than 80 inches

*Frequency of flooding:* None

*Frequency of ponding:* None

*Maximum salinity:* Nonsaline (0.2 to 0.5 mmhos/cm)

## Custom Soil Resource Report

*Available water capacity:* Very low (about 2.2 inches)

### Interpretive groups

*Land capability classification (irrigated):* None specified

*Land capability classification (nonirrigated):* 4e

*Hydrologic Soil Group:* C

*Ecological site:* R015XE087CA - CLAYPAN

*Hydric soil rating:* No

### Minor Components

#### Hillgate

*Percent of map unit:* 5 percent

*Hydric soil rating:* No

#### Positas

*Percent of map unit:* 5 percent

*Hydric soil rating:* No

#### Balcom

*Percent of map unit:* 3 percent

*Hydric soil rating:* No

#### Sehorn

*Percent of map unit:* 2 percent

*Hydric soil rating:* No

## DbE—Dibble-Los Osos loams, 9 to 30 percent slopes

### Map Unit Setting

*National map unit symbol:* h9l7

*Elevation:* 100 to 2,000 feet

*Mean annual precipitation:* 20 to 30 inches

*Mean annual air temperature:* 57 to 61 degrees F

*Frost-free period:* 225 to 260 days

*Farmland classification:* Not prime farmland

### Map Unit Composition

*Dibble and similar soils:* 60 percent

*Los osos and similar soils:* 30 percent

*Minor components:* 10 percent

*Estimates are based on observations, descriptions, and transects of the mapunit.*

### Description of Dibble

#### Setting

*Landform:* Mountains

*Landform position (two-dimensional):* Summit

*Landform position (three-dimensional):* Center third of mountainflank

*Down-slope shape:* Convex

*Across-slope shape:* Convex

*Parent material:* Residuum weathered from sandstone

**Typical profile**

*H1 - 0 to 13 inches: loam*  
*H2 - 13 to 30 inches: clay loam*  
*H3 - 30 to 59 inches: bedrock*

**Properties and qualities**

*Slope: 9 to 30 percent*  
*Depth to restrictive feature: 20 to 40 inches to paralithic bedrock*  
*Drainage class: Well drained*  
*Runoff class: Very high*  
*Capacity of the most limiting layer to transmit water (Ksat): Moderately low to moderately high (0.06 to 0.20 in/hr)*  
*Depth to water table: More than 80 inches*  
*Frequency of flooding: None*  
*Frequency of ponding: None*  
*Available water capacity: Low (about 4.7 inches)*

**Interpretive groups**

*Land capability classification (irrigated): 6e*  
*Land capability classification (nonirrigated): 6e*  
*Hydrologic Soil Group: D*  
*Ecological site: R015XE020CA*  
*Hydric soil rating: No*

**Description of Los Osos**

**Setting**

*Landform: Mountains*  
*Landform position (two-dimensional): Backslope*  
*Landform position (three-dimensional): Center third of mountainflank*  
*Down-slope shape: Concave*  
*Across-slope shape: Concave*  
*Parent material: Residuum weathered from sedimentary rock*

**Typical profile**

*H1 - 0 to 7 inches: loam*  
*H2 - 7 to 25 inches: clay*  
*H3 - 25 to 59 inches: bedrock*

**Properties and qualities**

*Slope: 9 to 30 percent*  
*Depth to restrictive feature: 20 to 40 inches to paralithic bedrock*  
*Drainage class: Well drained*  
*Runoff class: Very high*  
*Capacity of the most limiting layer to transmit water (Ksat): Moderately low to moderately high (0.06 to 0.20 in/hr)*  
*Depth to water table: More than 80 inches*  
*Frequency of flooding: None*  
*Frequency of ponding: None*  
*Available water capacity: Low (about 4.0 inches)*

**Interpretive groups**

*Land capability classification (irrigated): 4e*  
*Land capability classification (nonirrigated): 4e*  
*Hydrologic Soil Group: D*  
*Ecological site: R015XE020CA*  
*Hydric soil rating: No*

## Minor Components

### Millsholm

*Percent of map unit:* 10 percent

*Hydric soil rating:* No

## DIC—Dibble-Los Osos clay loams, 2 to 9 percent slopes

### Map Unit Setting

*National map unit symbol:* h9l9

*Elevation:* 100 to 2,000 feet

*Mean annual precipitation:* 20 to 30 inches

*Mean annual air temperature:* 57 to 61 degrees F

*Frost-free period:* 225 to 260 days

*Farmland classification:* Farmland of statewide importance

### Map Unit Composition

*Dibble and similar soils:* 60 percent

*Los osos and similar soils:* 30 percent

*Minor components:* 10 percent

*Estimates are based on observations, descriptions, and transects of the mapunit.*

### Description of Dibble

#### Setting

*Landform:* Mountains

*Landform position (two-dimensional):* Summit

*Landform position (three-dimensional):* Center third of mountainflank

*Down-slope shape:* Linear

*Across-slope shape:* Linear

*Parent material:* Residuum weathered from sandstone

#### Typical profile

*H1 - 0 to 13 inches:* clay loam

*H2 - 13 to 30 inches:* clay loam

*H3 - 30 to 59 inches:* bedrock

#### Properties and qualities

*Slope:* 2 to 9 percent

*Depth to restrictive feature:* 20 to 40 inches to paralithic bedrock

*Drainage class:* Well drained

*Runoff class:* Very high

*Capacity of the most limiting layer to transmit water (Ksat):* Moderately low to moderately high (0.06 to 0.20 in/hr)

*Depth to water table:* More than 80 inches

*Frequency of flooding:* None

*Frequency of ponding:* None

*Available water capacity:* Low (about 5.0 inches)

**Interpretive groups**

*Land capability classification (irrigated): 3e*  
*Land capability classification (nonirrigated): 4e*  
*Hydrologic Soil Group: D*  
*Ecological site: R015XE020CA*  
*Hydric soil rating: No*

**Description of Los Osos**

**Setting**

*Landform: Mountains*  
*Landform position (two-dimensional): Backslope*  
*Landform position (three-dimensional): Center third of mountainflank*  
*Down-slope shape: Linear*  
*Across-slope shape: Linear*  
*Parent material: Residuum weathered from sedimentary rock*

**Typical profile**

*H1 - 0 to 7 inches: clay loam*  
*H2 - 7 to 25 inches: clay loam, clay*  
*H2 - 7 to 25 inches: bedrock*  
*H3 - 25 to 59 inches:*

**Properties and qualities**

*Slope: 2 to 9 percent*  
*Depth to restrictive feature: 20 to 40 inches to paralithic bedrock*  
*Drainage class: Well drained*  
*Runoff class: Very high*  
*Capacity of the most limiting layer to transmit water (Ksat): Moderately low to moderately high (0.06 to 0.20 in/hr)*  
*Depth to water table: More than 80 inches*  
*Frequency of flooding: None*  
*Frequency of ponding: None*  
*Available water capacity: Moderate (about 7.1 inches)*

**Interpretive groups**

*Land capability classification (irrigated): 3e*  
*Land capability classification (nonirrigated): 4e*  
*Hydrologic Soil Group: D*  
*Ecological site: R015XE020CA*  
*Hydric soil rating: No*

**Minor Components**

**Millsholm**

*Percent of map unit: 10 percent*  
*Hydric soil rating: No*



## **M-W—Miscellaneous water**

### **Map Unit Composition**

*Water, miscellaneous: 100 percent*

*Estimates are based on observations, descriptions, and transects of the mapunit.*

### **Description of Water, Miscellaneous**

#### **Setting**

*Landform position (two-dimensional): Toeslope*

*Landform position (three-dimensional): Talf*

*Down-slope shape: Linear*

*Across-slope shape: Linear*

## **MkA—Millsap sandy loam, 0 to 2 percent slopes**

### **Map Unit Setting**

*National map unit symbol: h9lq*

*Elevation: 80 to 200 feet*

*Mean annual precipitation: 16 to 18 inches*

*Mean annual air temperature: 57 to 61 degrees F*

*Frost-free period: 240 to 260 days*

*Farmland classification: Not prime farmland*

### **Map Unit Composition**

*Millsap and similar soils: 85 percent*

*Minor components: 15 percent*

*Estimates are based on observations, descriptions, and transects of the mapunit.*

### **Description of Millsap**

#### **Setting**

*Landform: Hills*

*Landform position (two-dimensional): Backslope*

*Landform position (three-dimensional): Side slope*

*Down-slope shape: Linear*

*Across-slope shape: Linear*

*Parent material: Residuum weathered from sandstone*

#### **Typical profile**

*H1 - 0 to 16 inches: sandy loam*

*H2 - 16 to 28 inches: clay*

*H3 - 28 to 38 inches: bedrock*

#### **Properties and qualities**

*Slope: 1 to 2 percent*

## Custom Soil Resource Report

*Depth to restrictive feature:* More than 80 inches; 20 to 40 inches to lithic bedrock  
*Drainage class:* Well drained  
*Runoff class:* Very high  
*Capacity of the most limiting layer to transmit water (Ksat):* Very low to moderately low (0.00 to 0.06 in/hr)  
*Depth to water table:* More than 80 inches  
*Frequency of flooding:* None  
*Frequency of ponding:* None  
*Available water capacity:* Very low (about 1.8 inches)

### Interpretive groups

*Land capability classification (irrigated):* 4s  
*Land capability classification (nonirrigated):* 4e  
*Hydrologic Soil Group:* D  
*Hydric soil rating:* No

### Minor Components

#### Los osos

*Percent of map unit:* 8 percent  
*Hydric soil rating:* No

#### San ysidro

*Percent of map unit:* 7 percent  
*Hydric soil rating:* No

## MmE—Millsholm loam, 15 to 30 percent slopes, MLRA 15

### Map Unit Setting

*National map unit symbol:* 2t7qs  
*Elevation:* 0 to 1,800 feet  
*Mean annual precipitation:* 18 to 39 inches  
*Mean annual air temperature:* 57 to 63 degrees F  
*Frost-free period:* 220 to 240 days  
*Farmland classification:* Not prime farmland

### Map Unit Composition

*Millsholm and similar soils:* 85 percent  
*Minor components:* 15 percent  
*Estimates are based on observations, descriptions, and transects of the mapunit.*

### Description of Millsholm

#### Setting

*Landform:* Hillslopes  
*Landform position (two-dimensional):* Backslope  
*Landform position (three-dimensional):* Center third of mountainflank  
*Down-slope shape:* Convex  
*Across-slope shape:* Convex  
*Parent material:* Residuum weathered from sandstone and shale

**Typical profile**

*A - 0 to 8 inches:* loam  
*Bt - 8 to 17 inches:* loam  
*R - 17 to 27 inches:* bedrock

**Properties and qualities**

*Slope:* 15 to 30 percent  
*Depth to restrictive feature:* 10 to 20 inches to lithic bedrock  
*Drainage class:* Well drained  
*Runoff class:* High  
*Capacity of the most limiting layer to transmit water (Ksat):* Moderately low to high  
(0.14 to 2.00 in/hr)  
*Depth to water table:* More than 80 inches  
*Frequency of flooding:* None  
*Frequency of ponding:* None  
*Maximum salinity:* Nonsaline (0.3 to 0.5 mmhos/cm)  
*Available water capacity:* Low (about 3.1 inches)

**Interpretive groups**

*Land capability classification (irrigated):* 6e  
*Land capability classification (nonirrigated):* 6e  
*Hydrologic Soil Group:* D  
*Ecological site:* R015XI002CA - Shallow Loamy Hills  
*Hydric soil rating:* No

**Minor Components**

**Dibble**

*Percent of map unit:* 10 percent  
*Hydric soil rating:* No

**Unnamed**

*Percent of map unit:* 5 percent  
*Hydric soil rating:* No

**Om—Omni clay loam**

**Map Unit Setting**

*National map unit symbol:* h9lx  
*Elevation:* 0 to 10 feet  
*Mean annual precipitation:* 16 to 18 inches  
*Mean annual air temperature:* 57 to 61 degrees F  
*Frost-free period:* 260 to 280 days  
*Farmland classification:* Farmland of statewide importance

**Map Unit Composition**

*Omni and similar soils:* 85 percent  
*Minor components:* 15 percent  
*Estimates are based on observations, descriptions, and transects of the mapunit.*

## Description of Omni

### Setting

*Landform:* Basin floors  
*Landform position (two-dimensional):* Toeslope  
*Landform position (three-dimensional):* Talf  
*Down-slope shape:* Concave  
*Across-slope shape:* Linear  
*Parent material:* Mixed alluvium

### Typical profile

*H1 - 0 to 8 inches:* clay loam  
*H2 - 8 to 60 inches:* silty clay

### Properties and qualities

*Slope:* 0 to 2 percent  
*Depth to restrictive feature:* More than 80 inches  
*Drainage class:* Poorly drained  
*Runoff class:* High  
*Capacity of the most limiting layer to transmit water (Ksat):* Moderately low to moderately high (0.06 to 0.20 in/hr)  
*Depth to water table:* About 20 to 48 inches  
*Frequency of flooding:* Rare  
*Frequency of ponding:* None  
*Calcium carbonate, maximum content:* 5 percent  
*Maximum salinity:* Strongly saline (16.0 mmhos/cm)  
*Available water capacity:* Moderate (about 7.3 inches)

### Interpretive groups

*Land capability classification (irrigated):* 3w  
*Land capability classification (nonirrigated):* 4w  
*Hydrologic Soil Group:* D  
*Hydric soil rating:* Yes

## Minor Components

### Solano

*Percent of map unit:* 5 percent  
*Hydric soil rating:* No

### Clear lake

*Percent of map unit:* 5 percent  
*Landform:* Basin floors  
*Hydric soil rating:* Yes

### Rincon

*Percent of map unit:* 5 percent  
*Hydric soil rating:* No

## **Pc—Pescadero silty clay loam, 0 percent slopes, MLRA 17**

### **Map Unit Setting**

*National map unit symbol:* 2xcbg  
*Elevation:* 0 to 50 feet  
*Mean annual precipitation:* 19 to 23 inches  
*Mean annual air temperature:* 61 to 61 degrees F  
*Frost-free period:* 318 to 326 days  
*Farmland classification:* Not prime farmland

### **Map Unit Composition**

*Pescadero and similar soils:* 85 percent  
*Minor components:* 15 percent  
*Estimates are based on observations, descriptions, and transects of the mapunit.*

### **Description of Pescadero**

#### **Setting**

*Landform:* Basin floors on fan remnants, basin floors  
*Landform position (two-dimensional):* Toeslope  
*Landform position (three-dimensional):* Tread  
*Down-slope shape:* Linear  
*Across-slope shape:* Linear  
*Parent material:* Alluvium derived from igneous, metamorphic and sedimentary rock

#### **Typical profile**

*An - 0 to 4 inches:* silty clay loam  
*Btn - 4 to 14 inches:* silty clay loam  
*Btknss1 - 14 to 22 inches:* silty clay  
*Btknss2 - 22 to 34 inches:* silty clay loam  
*Btkn - 34 to 47 inches:* clay loam  
*Bwkn1 - 47 to 58 inches:* clay loam  
*Bwkn2 - 58 to 69 inches:* clay loam  
*B'tkn - 69 to 85 inches:* clay loam

#### **Properties and qualities**

*Slope:* 0 percent  
*Depth to restrictive feature:* 4 inches to natric  
*Drainage class:* Somewhat poorly drained  
*Runoff class:* Very high  
*Capacity of the most limiting layer to transmit water (Ksat):* Very low to moderately low (0.00 to 0.01 in/hr)  
*Depth to water table:* About 4 to 85 inches  
*Frequency of flooding:* NoneRare  
*Frequency of ponding:* Frequent  
*Calcium carbonate, maximum content:* 20 percent  
*Maximum salinity:* Slightly saline to strongly saline (5.0 to 16.0 mmhos/cm)  
*Sodium adsorption ratio, maximum:* 95.0

*Available water capacity:* Very low (about 0.9 inches)

**Interpretive groups**

*Land capability classification (irrigated):* 3w

*Land capability classification (nonirrigated):* 4w

*Hydrologic Soil Group:* D

*Hydric soil rating:* No

**Minor Components**

**Solano**

*Percent of map unit:* 8 percent

*Hydric soil rating:* No

**Willows**

*Percent of map unit:* 7 percent

*Landform:* Basin floors

*Hydric soil rating:* Yes

**SeA—San Ysidro sandy loam, 0 to 2 percent slopes**

**Map Unit Setting**

*National map unit symbol:* h9md

*Elevation:* 30 to 100 feet

*Mean annual precipitation:* 16 to 22 inches

*Mean annual air temperature:* 57 to 61 degrees F

*Frost-free period:* 250 to 270 days

*Farmland classification:* Not prime farmland

**Map Unit Composition**

*San ysidro and similar soils:* 85 percent

*Minor components:* 15 percent

*Estimates are based on observations, descriptions, and transects of the mapunit.*

**Description of San Ysidro**

**Setting**

*Landform:* Terraces

*Landform position (two-dimensional):* Footslope

*Landform position (three-dimensional):* Tread

*Down-slope shape:* Linear

*Across-slope shape:* Linear

*Parent material:* Alluvium derived from sedimentary rock

**Typical profile**

*H1 - 0 to 14 inches:* sandy loam

*H2 - 14 to 28 inches:* clay loam

*H3 - 28 to 54 inches:* sandy clay loam

*H4 - 54 to 68 inches:* stratified sandy loam to clay loam

**Properties and qualities**

*Slope:* 0 to 2 percent

## Custom Soil Resource Report

*Depth to restrictive feature:* 12 to 20 inches to abrupt textural change  
*Drainage class:* Moderately well drained  
*Runoff class:* Very high  
*Capacity of the most limiting layer to transmit water (Ksat):* Very low to moderately low (0.00 to 0.06 in/hr)  
*Depth to water table:* More than 80 inches  
*Frequency of flooding:* None  
*Frequency of ponding:* None  
*Maximum salinity:* Nonsaline to slightly saline (0.0 to 4.0 mmhos/cm)  
*Available water capacity:* Very low (about 1.8 inches)

### Interpretive groups

*Land capability classification (irrigated):* 4s  
*Land capability classification (nonirrigated):* 4e  
*Hydrologic Soil Group:* D  
*Hydric soil rating:* No

### Minor Components

#### Antioch

*Percent of map unit:* 8 percent  
*Hydric soil rating:* No

#### San ysidro, thick surface

*Percent of map unit:* 7 percent  
*Hydric soil rating:* No

## Sh—Solano loam

### Map Unit Setting

*National map unit symbol:* h9mh  
*Elevation:* 0 to 40 feet  
*Mean annual precipitation:* 16 to 18 inches  
*Mean annual air temperature:* 57 to 61 degrees F  
*Frost-free period:* 250 to 270 days  
*Farmland classification:* Not prime farmland

### Map Unit Composition

*Solano and similar soils:* 85 percent  
*Minor components:* 15 percent  
*Estimates are based on observations, descriptions, and transects of the mapunit.*

### Description of Solano

#### Setting

*Landform:* Terraces  
*Landform position (two-dimensional):* Toeslope  
*Landform position (three-dimensional):* Tread  
*Down-slope shape:* Linear  
*Across-slope shape:* Linear  
*Parent material:* Alluvium derived from sedimentary rock

**Typical profile**

*H1 - 0 to 9 inches: loam*

*H2 - 9 to 62 inches: silty clay loam*

**Properties and qualities**

*Slope: 0 to 2 percent*

*Depth to restrictive feature: 6 to 12 inches to abrupt textural change*

*Drainage class: Moderately well drained*

*Runoff class: Very high*

*Capacity of the most limiting layer to transmit water (Ksat): Very low to moderately low (0.00 to 0.06 in/hr)*

*Depth to water table: More than 80 inches*

*Frequency of flooding: None*

*Frequency of ponding: None*

*Maximum salinity: Nonsaline to moderately saline (0.0 to 8.0 mmhos/cm)*

*Sodium adsorption ratio, maximum: 35.0*

*Available water capacity: Very low (about 1.4 inches)*

**Interpretive groups**

*Land capability classification (irrigated): 4s*

*Land capability classification (nonirrigated): 4e*

*Hydrologic Soil Group: D*

*Hydric soil rating: No*

**Minor Components**

**Pescadero**

*Percent of map unit: 5 percent*

*Hydric soil rating: No*

**Antioch**

*Percent of map unit: 5 percent*

*Hydric soil rating: No*

**San ysidro, thick surface**

*Percent of map unit: 5 percent*

*Hydric soil rating: No*



# References

---

- American Association of State Highway and Transportation Officials (AASHTO). 2004. Standard specifications for transportation materials and methods of sampling and testing. 24th edition.
- American Society for Testing and Materials (ASTM). 2005. Standard classification of soils for engineering purposes. ASTM Standard D2487-00.
- Cowardin, L.M., V. Carter, F.C. Golet, and E.T. LaRoe. 1979. Classification of wetlands and deep-water habitats of the United States. U.S. Fish and Wildlife Service FWS/OBS-79/31.
- Federal Register. July 13, 1994. Changes in hydric soils of the United States.
- Federal Register. September 18, 2002. Hydric soils of the United States.
- Hurt, G.W., and L.M. Vasilas, editors. Version 6.0, 2006. Field indicators of hydric soils in the United States.
- National Research Council. 1995. Wetlands: Characteristics and boundaries.
- Soil Survey Division Staff. 1993. Soil survey manual. Soil Conservation Service. U.S. Department of Agriculture Handbook 18. [http://www.nrcs.usda.gov/wps/portal/nrcs/detail/national/soils/?cid=nrcs142p2\\_054262](http://www.nrcs.usda.gov/wps/portal/nrcs/detail/national/soils/?cid=nrcs142p2_054262)
- Soil Survey Staff. 1999. Soil taxonomy: A basic system of soil classification for making and interpreting soil surveys. 2nd edition. Natural Resources Conservation Service, U.S. Department of Agriculture Handbook 436. [http://www.nrcs.usda.gov/wps/portal/nrcs/detail/national/soils/?cid=nrcs142p2\\_053577](http://www.nrcs.usda.gov/wps/portal/nrcs/detail/national/soils/?cid=nrcs142p2_053577)
- Soil Survey Staff. 2010. Keys to soil taxonomy. 11th edition. U.S. Department of Agriculture, Natural Resources Conservation Service. [http://www.nrcs.usda.gov/wps/portal/nrcs/detail/national/soils/?cid=nrcs142p2\\_053580](http://www.nrcs.usda.gov/wps/portal/nrcs/detail/national/soils/?cid=nrcs142p2_053580)
- Tiner, R.W., Jr. 1985. Wetlands of Delaware. U.S. Fish and Wildlife Service and Delaware Department of Natural Resources and Environmental Control, Wetlands Section.
- United States Army Corps of Engineers, Environmental Laboratory. 1987. Corps of Engineers wetlands delineation manual. Waterways Experiment Station Technical Report Y-87-1.
- United States Department of Agriculture, Natural Resources Conservation Service. National forestry manual. [http://www.nrcs.usda.gov/wps/portal/nrcs/detail/soils/home/?cid=nrcs142p2\\_053374](http://www.nrcs.usda.gov/wps/portal/nrcs/detail/soils/home/?cid=nrcs142p2_053374)
- United States Department of Agriculture, Natural Resources Conservation Service. National range and pasture handbook. <http://www.nrcs.usda.gov/wps/portal/nrcs/detail/national/landuse/rangepasture/?cid=stelprdb1043084>

## Custom Soil Resource Report

United States Department of Agriculture, Natural Resources Conservation Service. National soil survey handbook, title 430-VI. [http://www.nrcs.usda.gov/wps/portal/nrcs/detail/soils/scientists/?cid=nrcs142p2\\_054242](http://www.nrcs.usda.gov/wps/portal/nrcs/detail/soils/scientists/?cid=nrcs142p2_054242)

United States Department of Agriculture, Natural Resources Conservation Service. 2006. Land resource regions and major land resource areas of the United States, the Caribbean, and the Pacific Basin. U.S. Department of Agriculture Handbook 296. [http://www.nrcs.usda.gov/wps/portal/nrcs/detail/national/soils/?cid=nrcs142p2\\_053624](http://www.nrcs.usda.gov/wps/portal/nrcs/detail/national/soils/?cid=nrcs142p2_053624)

United States Department of Agriculture, Soil Conservation Service. 1961. Land capability classification. U.S. Department of Agriculture Handbook 210. [http://www.nrcs.usda.gov/Internet/FSE\\_DOCUMENTS/nrcs142p2\\_052290.pdf](http://www.nrcs.usda.gov/Internet/FSE_DOCUMENTS/nrcs142p2_052290.pdf)